



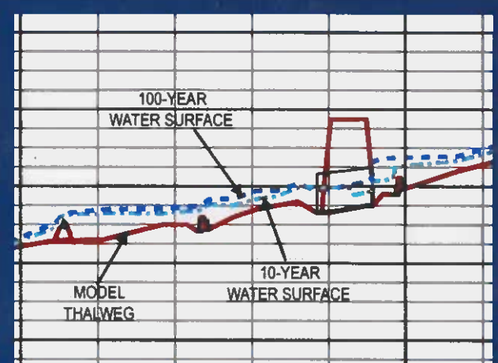



Fountain Creek

WATERSHED STUDY

Task Order No. 5

Hydraulics Report
Technical Appendices Volume 1

Contract Number: W912PP-04-C-0006

March 2006

URS

Bohannan ▲ Huston

UNITED STATES ARMY CORPS OF ENGINEERS

Fountain Creek

WATERSHED STUDY

Hydraulics Report
Technical Appendices Volume 1

Contract Number: W912PP-04-C-0006

Task Order Number: 005

Prepared for:
U.S. Army Corps of Engineers
Albuquerque District
4101 Jefferson Plaza, NE
Albuquerque, NM 87109

Prepared by:
URS Group, Inc.
9960 Federal Drive, Suite 300
Colorado Springs, CO 80921
719.531.0001

March 2006

URS Project Number: 21711283

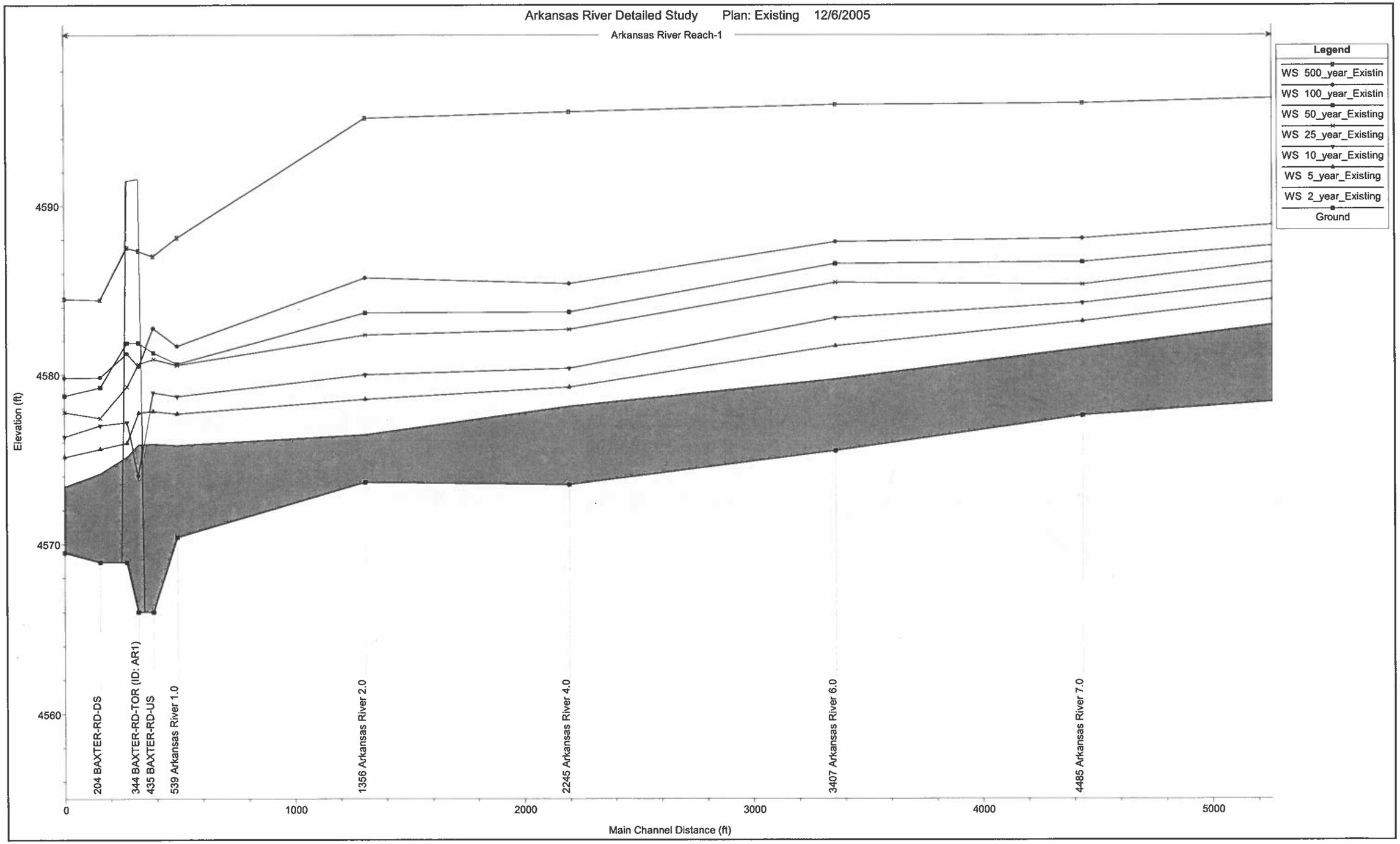
Arkansas River Detailed Study Plan: Existing 12/6/2005
Arkansas River Reach-1
Legend
WS 500_year_Existin
WS 100_year_Existin
WS 50_year_Existing
WS 25_year_Existing
WS 10_year_Existing
WS 5_year_Existing
WS 2_year_Existing
Ground
Elevation (ft)
4590
4580
4570
4560
204 BAXTER-RD-DS
344 BAXTER-RD-TOR (ID: AR1)
435 BAXTER-RD-US
539 Arkansas River 1.0
1356 Arkansas River 2.0
2245 Arkansas River 4.0
3407 Arkansas River 6.0
4485 Arkansas River 7.0
0
1000
2000
3000
4000
5000
Main Channel Distance (ft)

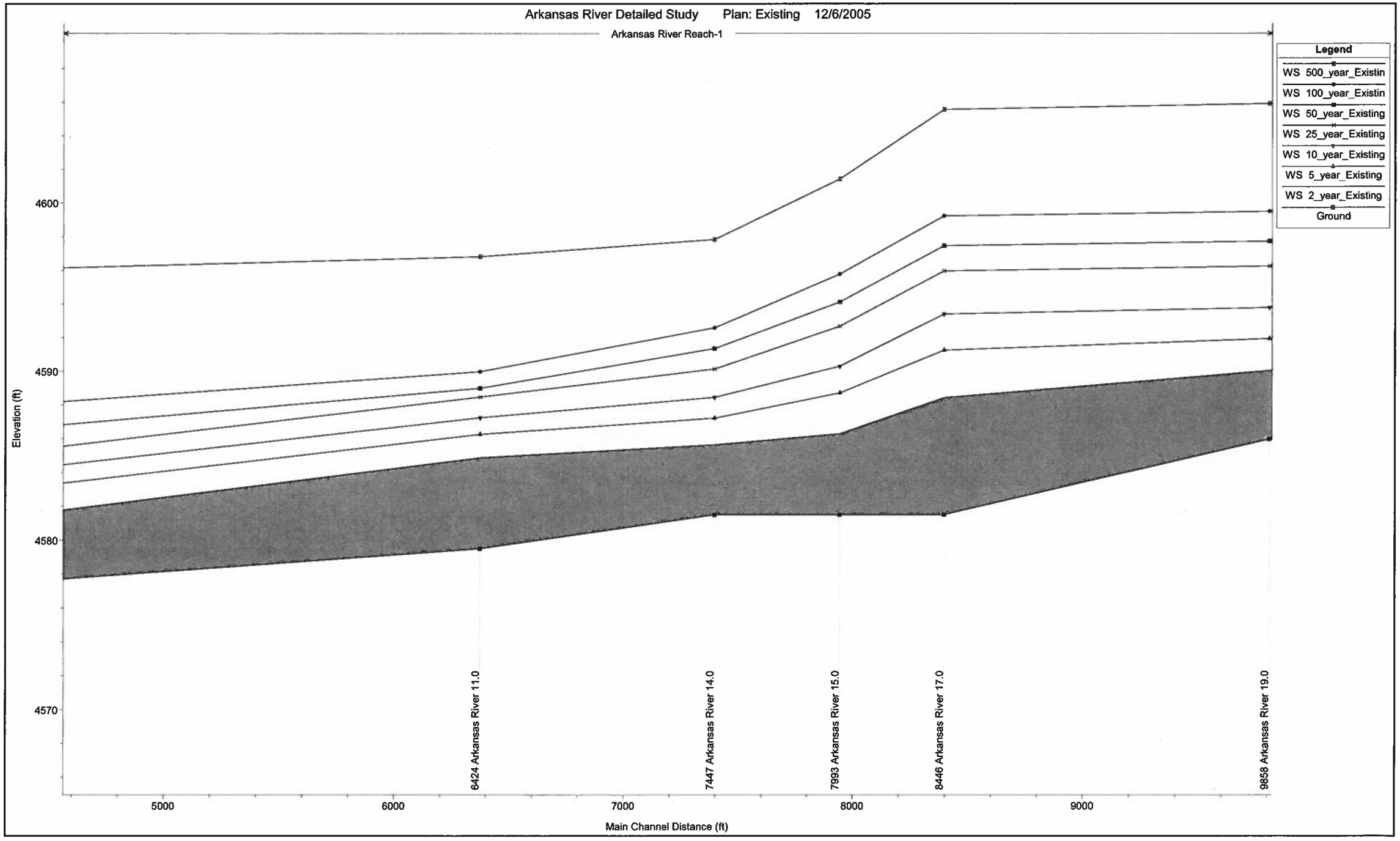
Arkansas River Detailed Study Plan: Existing 12/6/2005
Arkansas River Reach-1
Legend
WS 500_year_Existin
WS 100_year_Existin
WS 50_year_Existing
WS 25_year_Existing
WS 10_year_Existing
WS 5_year_Existing
WS 2_year_Existing
Ground
Elevation (ft)
4600
4590
4580
4570
6424 Arkansas River 11.0
7447 Arkansas River 14.0
7993 Arkansas River 15.0
8446 Arkansas River 17.0
9858 Arkansas River 19.0
5000
6000
7000
8000
9000
Main Channel Distance (ft)

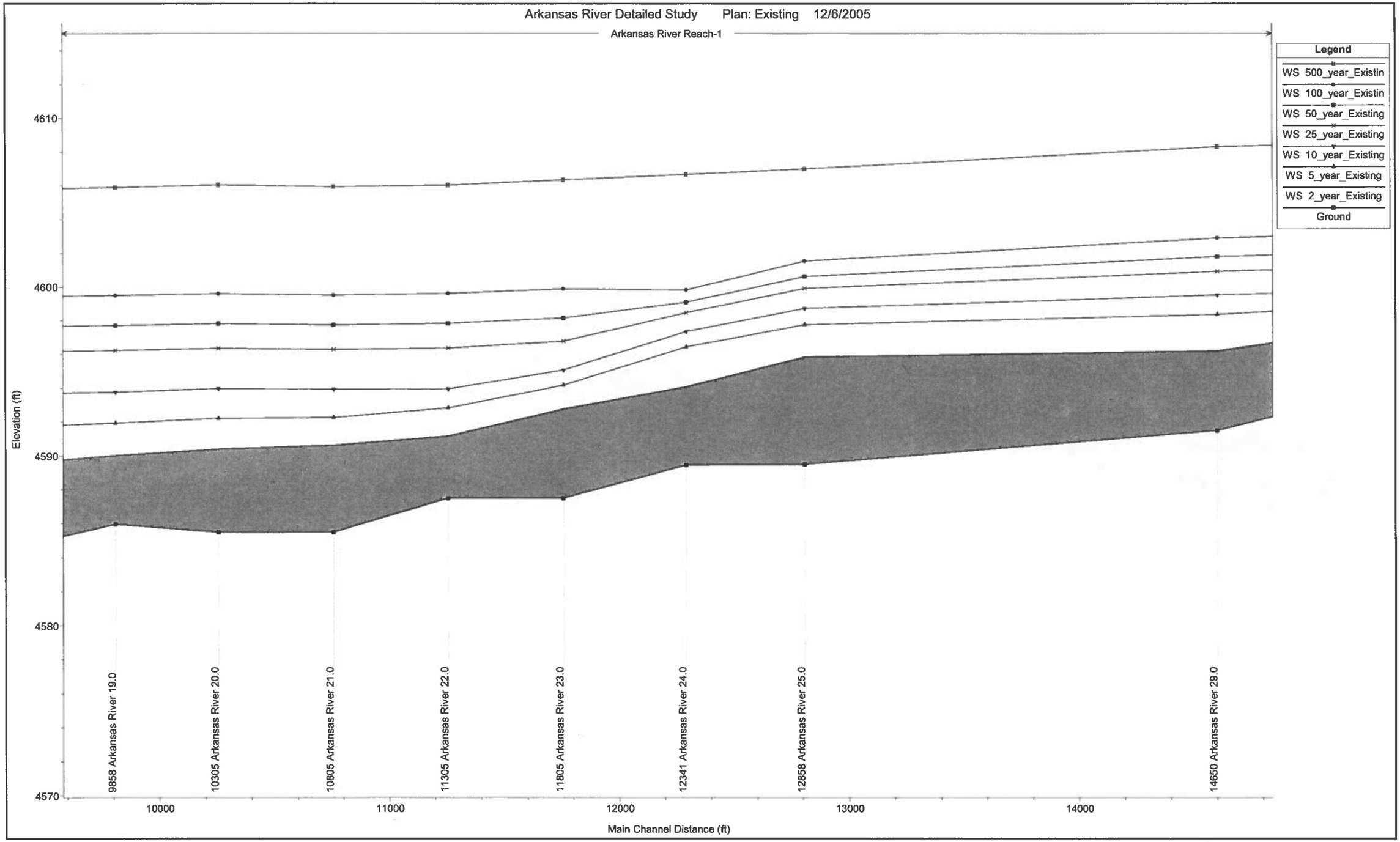
Arkansas River Detailed Study Plan: Existing 12/6/2005
Arkansas River Reach-1
Legend
WS 500_year_Existin
WS 100_year_Existin
WS 50_year_Existing
WS 25_year_Existing
WS 10_year_Existing
WS 5_year_Existing
WS 2_year_Existing
Ground
Elevation (ft)
4610
4600
4590
4580
4570
9858 Arkansas River 19.0
10305 Arkansas River 20.0
10805 Arkansas River 21.0
11305 Arkansas River 22.0
11805 Arkansas River 23.0
12341 Arkansas River 24.0
12858 Arkansas River 25.0
14650 Arkansas River 29.0
10000
11000
12000
13000
14000
Main Channel Distance (ft)

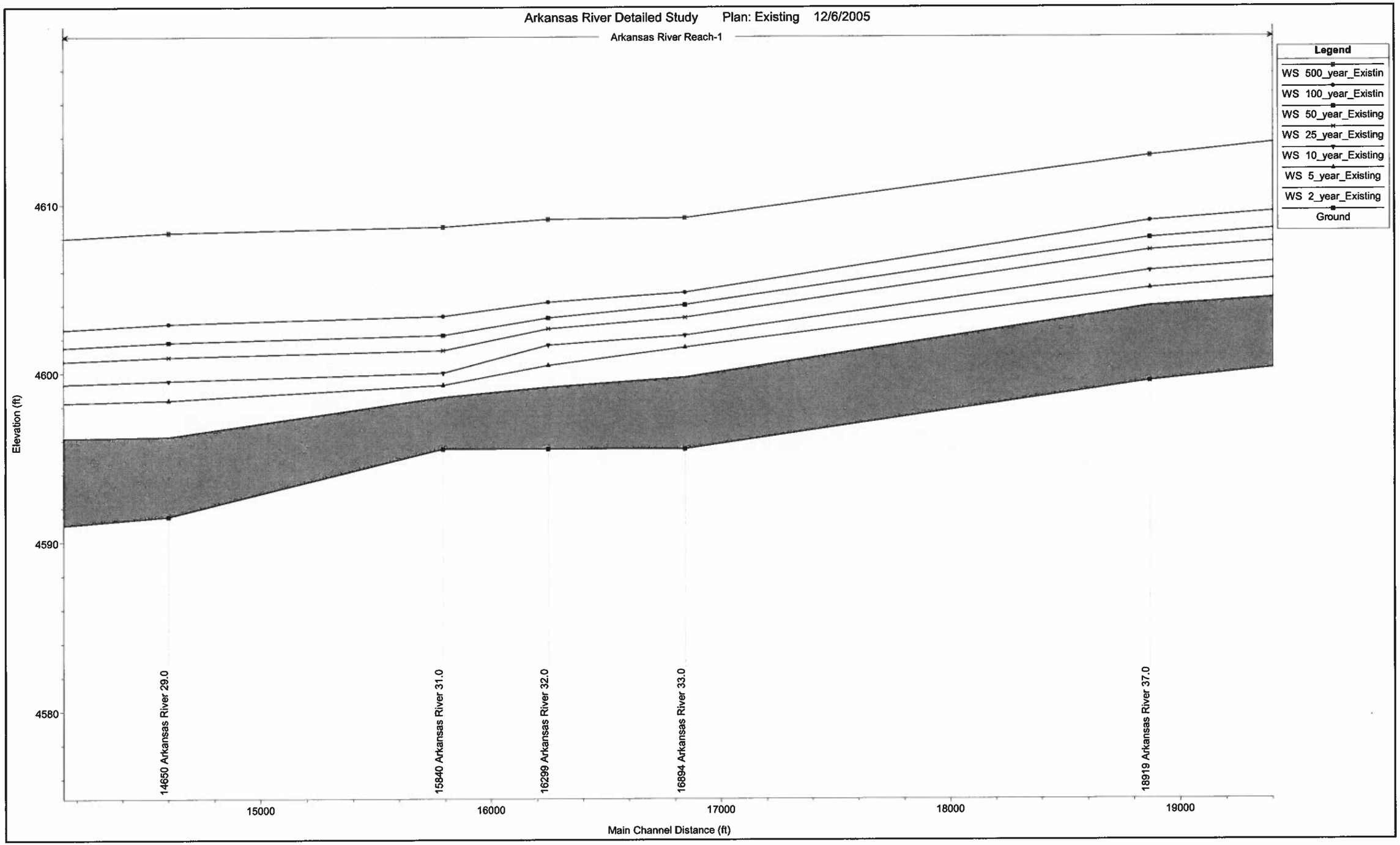
Arkansas River Detailed Study Plan: Existing 12/6/2005
Arkansas River Reach-1
Legend
WS 500_year_Existin
WS 100_year_Existin
WS 50_year_Existing
WS 25_year_Existing
WS 10_year_Existing
WS 5_year_Existing
WS 2_year_Existing
Ground
Elevation (ft)
4610
4600
4590
4580
14650 Arkansas River 29.0
15840 Arkansas River 31.0
16299 Arkansas River 32.0
16894 Arkansas River 33.0
18919 Arkansas River 37.0
15000
16000
17000
18000
19000
Main Channel Distance (ft)

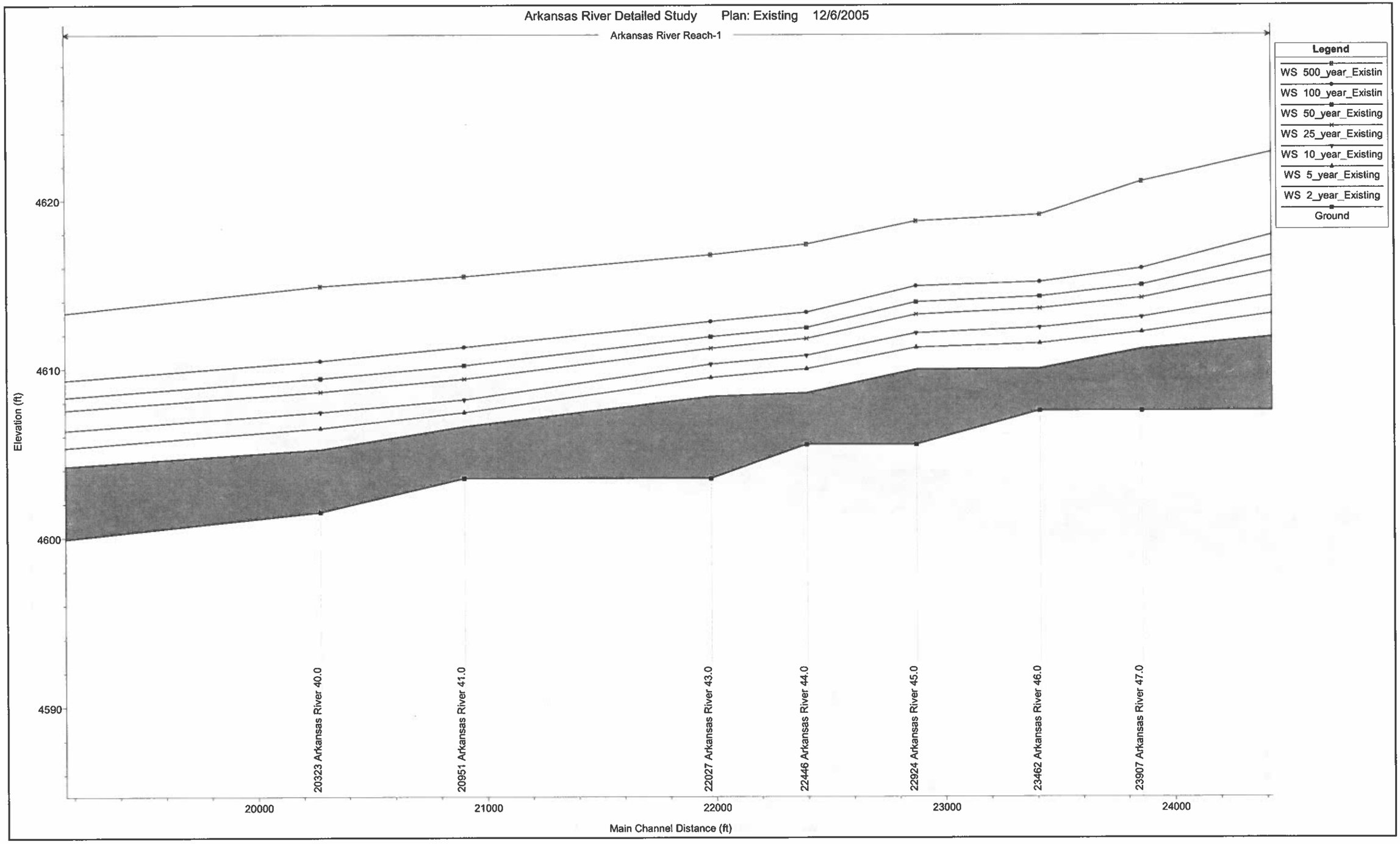
Arkansas River Detailed Study Plan: Existing 12/6/2005
Arkansas River Reach-1
Legend
WS 500_year_Existin
WS 100_year_Existin
WS 50_year_Existing
WS 25_year_Existing
WS 10_year_Existing
WS 5_year_Existing
WS 2_year_Existing
Ground
Elevation (ft)
4620
4610
4600
4590
20323 Arkansas River 40.0
20951 Arkansas River 41.0
22027 Arkansas River 43.0
22446 Arkansas River 44.0
22924 Arkansas River 45.0
23462 Arkansas River 46.0
23907 Arkansas River 47.0
20000
21000
22000
23000
24000
Main Channel Distance (ft)

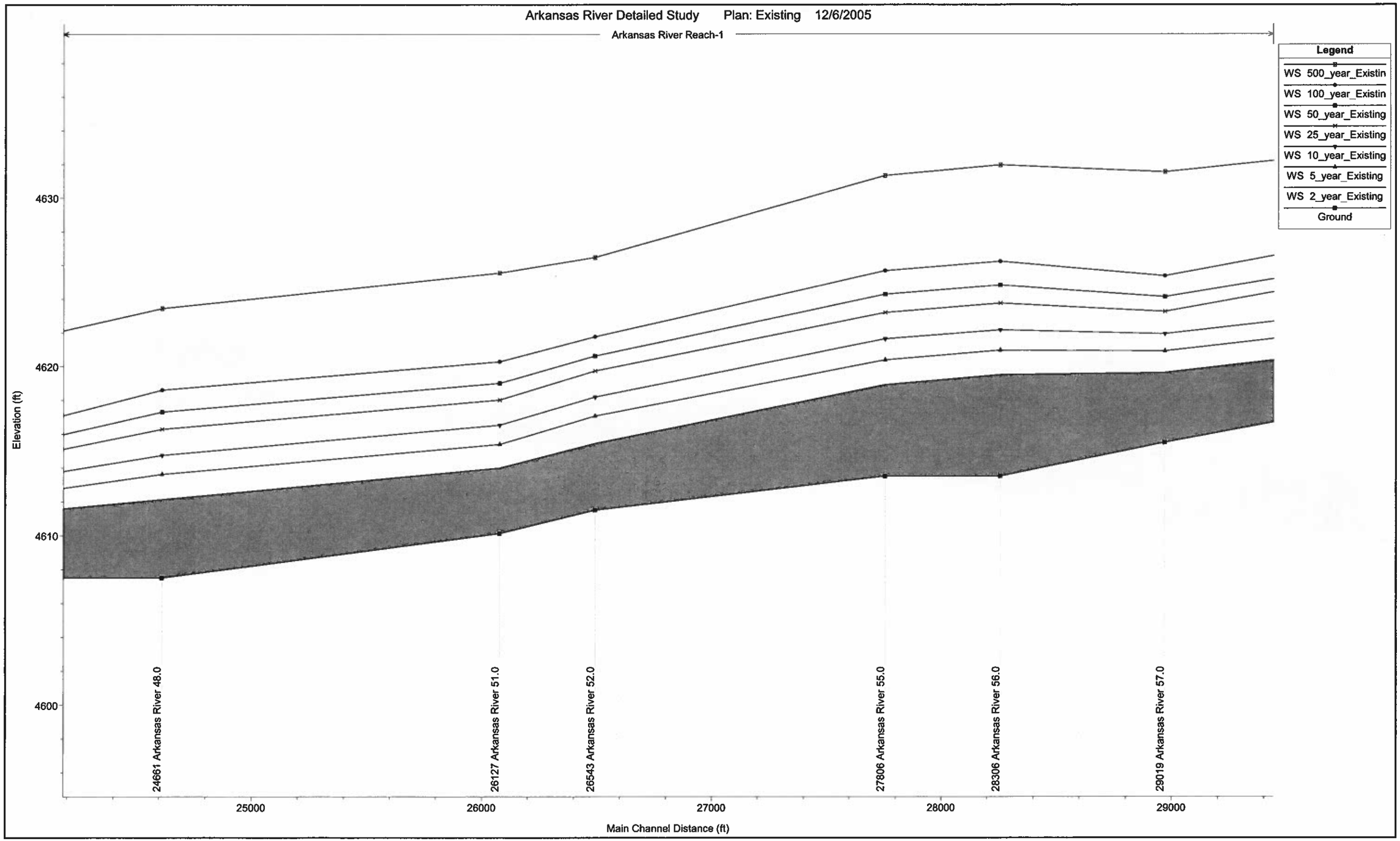
Arkansas River Detailed Study Plan: Existing 12/6/2005
Arkansas River Reach-1
Legend
WS 500_year_Existin
WS 100_year_Existin
WS 50_year_Existing
WS 25_year_Existing
WS 10_year_Existing
WS 5_year_Existing
WS 2_year_Existing
Ground
Elevation (ft)
4630
4620
4610
4600
24661 Arkansas River 48.0
26127 Arkansas River 51.0
26543 Arkansas River 52.0
27806 Arkansas River 55.0
28306 Arkansas River 56.0
29019 Arkansas River 57.0
25000
26000
27000
28000
29000
Main Channel Distance (ft)

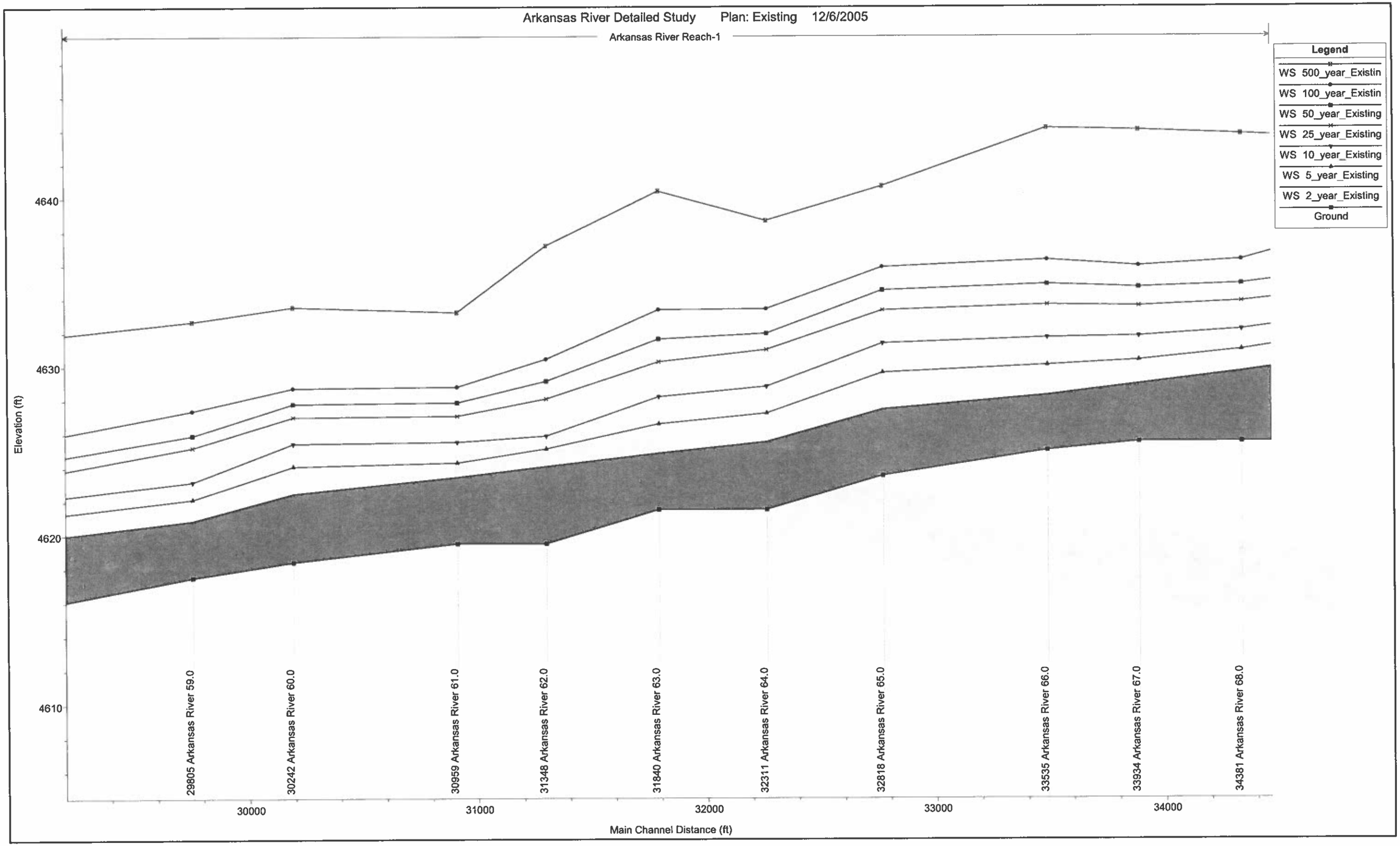
Arkansas River Detailed Study Plan: Existing 12/6/2005
Arkansas River Reach-1
Legend
WS 500_year_Existin
WS 100_year_Existin
WS 50_year_Existing
WS 25_year_Existing
WS 10_year_Existing
WS 5_year_Existing
WS 2_year_Existing
Ground
Elevation (ft)
4640
4630
4620
4610
29805 Arkansas River 59.0
30242 Arkansas River 60.0
30959 Arkansas River 61.0
31348 Arkansas River 62.0
31840 Arkansas River 63.0
32311 Arkansas River 64.0
32818 Arkansas River 65.0
33535 Arkansas River 66.0
33934 Arkansas River 67.0
34381 Arkansas River 68.0
30000
31000
32000
33000
34000
Main Channel Distance (ft)

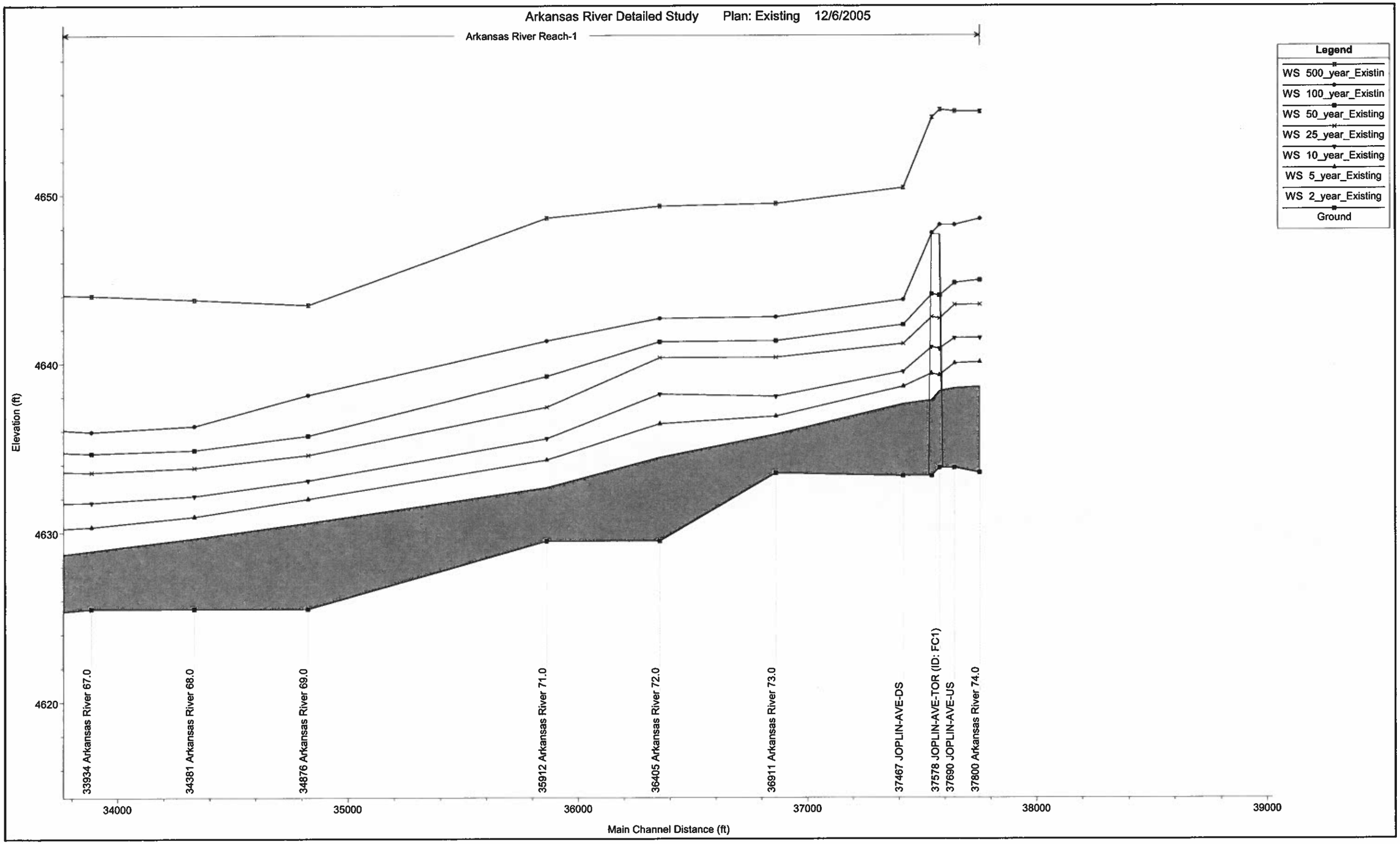
Arkansas River Detailed Study Plan: Existing 12/6/2005
Arkansas River Reach-1
Legend
WS 500_year_Existin
WS 100_year_Existin
WS 50_year_Existing
WS 25_year_Existing
WS 10_year_Existing
WS 5_year_Existing
WS 2_year_Existing
Ground
Elevation (ft)
4650
4640
4630
4620
33934 Arkansas River 67.0
34381 Arkansas River 68.0
34876 Arkansas River 69.0
35912 Arkansas River 71.0
36405 Arkansas River 72.0
36911 Arkansas River 73.0
37467 JOPLIN-AVE-DS
37578 JOPLIN-AVE-TOR (ID: FC1)
37690 JOPLIN-AVE-US
37800 Arkansas River 74.0
34000
35000
36000
37000
38000
39000
Main Channel Distance (ft)

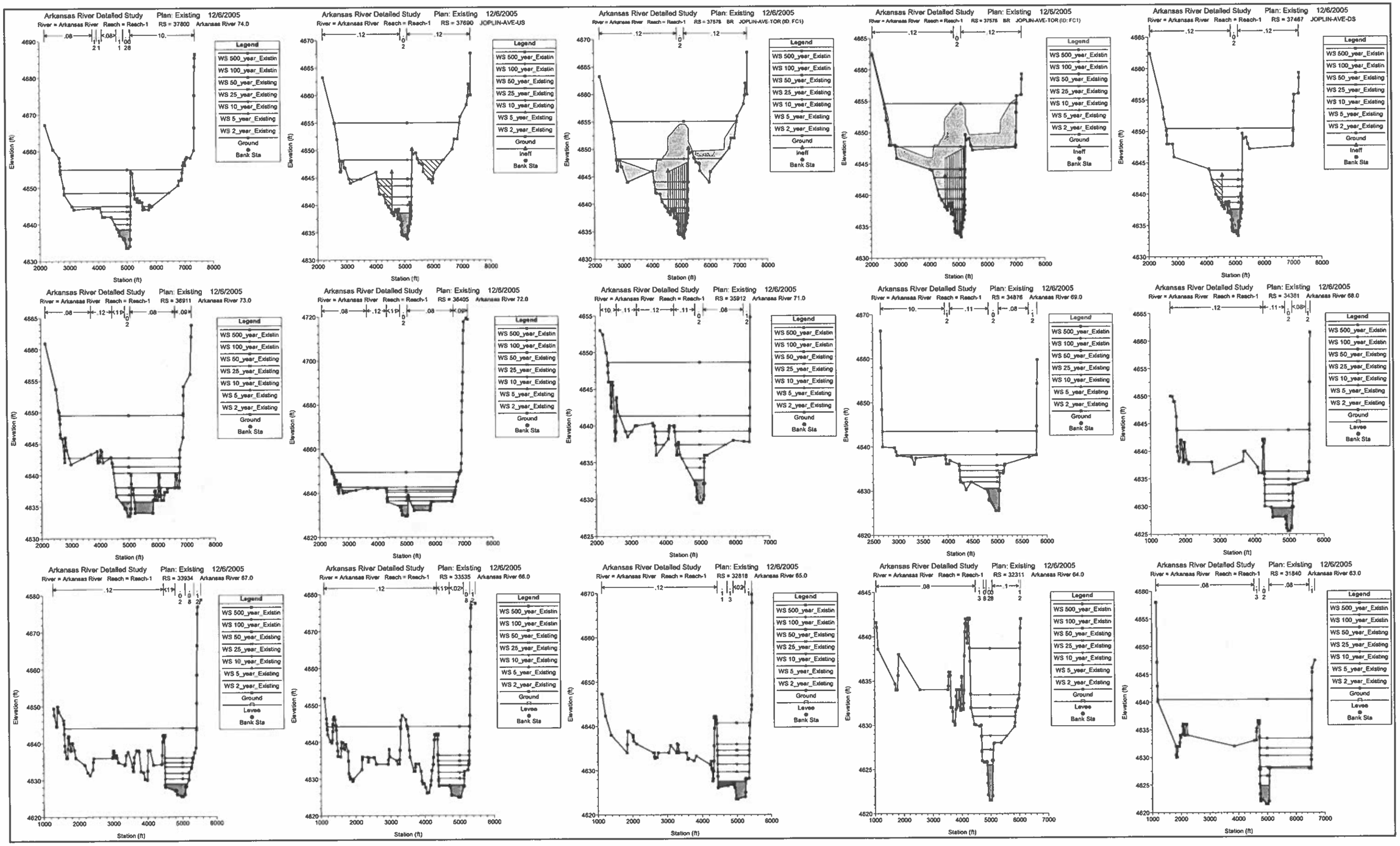
Arkansas River Detailed Study Plan: Existing 12/6/2005
River = Arkansas River Reach = Reach-1 RS = 37800 Arkansas River 74.0
Arkansas River Detailed Study Plan: Existing 12/6/2005
River = Arkansas River Reach = Reach-1 RS = 37690 JOPLIN-AVE-US
Arkansas River Detailed Study Plan: Existing 12/6/2005
River = Arkansas River Reach = Reach-1 RS = 37578 BR JOPLIN-AVE-TOR (ID: FC1)
Arkansas River Detailed Study Plan: Existing 12/6/2005
River = Arkansas River Reach = Reach-1 RS = 37578 BR JOPLIN-AVE-TOR (ID: FC1)
Arkansas River Detailed Study Plan: Existing 12/6/2005
River = Arkansas River Reach = Reach-1 RS = 37467 JOPLIN-AVE-DS
Arkansas River Detailed Study Plan: Existing 12/6/2005
River = Arkansas River Reach = Reach-1 RS = 36911 Arkansas River 73.0
Arkansas River Detailed Study Plan: Existing 12/6/2005
River = Arkansas River Reach = Reach-1 RS = 36405 Arkansas River 72.0
Arkansas River Detailed Study Plan: Existing 12/6/2005
River = Arkansas River Reach = Reach-1 RS = 35912 Arkansas River 71.0
Arkansas River Detailed Study Plan: Existing 12/6/2005
River = Arkansas River Reach = Reach-1 RS = 34876 Arkansas River 69.0
Arkansas River Detailed Study Plan: Existing 12/6/2005
River = Arkansas River Reach = Reach-1 RS = 34381 Arkansas River 68.0
Arkansas River Detailed Study Plan: Existing 12/6/2005
River = Arkansas River Reach = Reach-1 RS = 33934 Arkansas River 67.0
Arkansas River Detailed Study Plan: Existing 12/6/2005
River = Arkansas River Reach = Reach-1 RS = 33535 Arkansas River 66.0
Arkansas River Detailed Study Plan: Existing 12/6/2005
River = Arkansas River Reach = Reach-1 RS = 32818 Arkansas River 65.0
Arkansas River Detailed Study Plan: Existing 12/6/2005
River = Arkansas River Reach = Reach-1 RS = 32311 Arkansas River 64.0
Arkansas River Detailed Study Plan: Existing 12/6/2005
River = Arkansas River Reach = Reach-1 RS = 31840 Arkansas River 63.0
Legend
WS 500_year_Existin
WS 100_year_Existin
WS 50_year_Existing
WS 25_year_Existing
WS 10_year_Existing
WS 5_year_Existing
WS 2_year_Existing
Ground
Ineff
Levee
Bank Sta
Elevation (ft)
Station (ft)

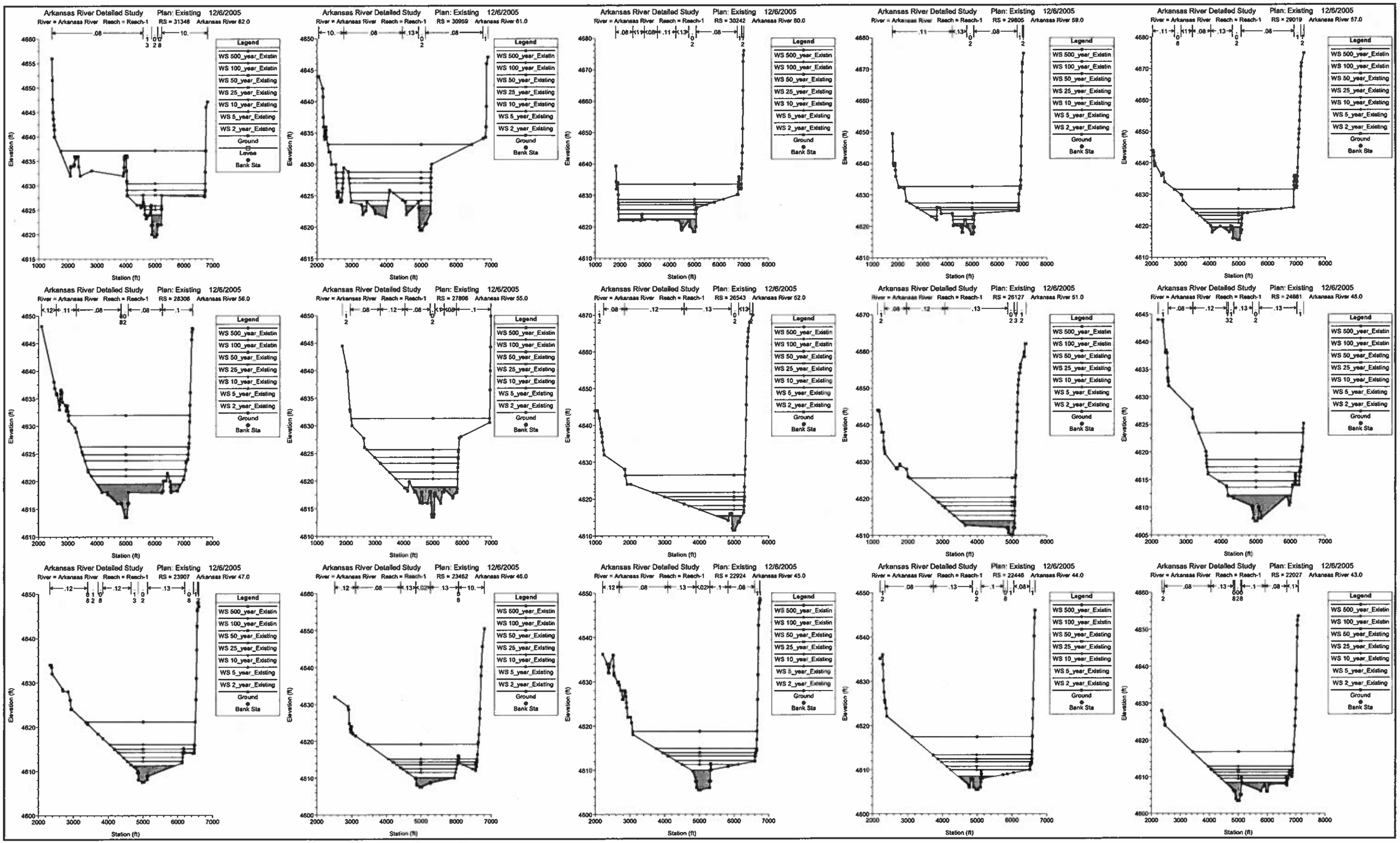
Arkansas River Detailed Study Plan: Existing 12/6/2005
River = Arkansas River Reach = Reach-1 RS = 31348 Arkansas River 62.0
River = Arkansas River Reach = Reach-1 RS = 30959 Arkansas River 61.0
River = Arkansas River Reach = Reach-1 RS = 30242 Arkansas River 60.0
River = Arkansas River Reach = Reach-1 RS = 29805 Arkansas River 59.0
River = Arkansas River Reach = Reach-1 RS = 29019 Arkansas River 57.0
River = Arkansas River Reach = Reach-1 RS = 28306 Arkansas River 56.0
River = Arkansas River Reach = Reach-1 RS = 27806 Arkansas River 55.0
River = Arkansas River Reach = Reach-1 RS = 26543 Arkansas River 52.0
River = Arkansas River Reach = Reach-1 RS = 26127 Arkansas River 51.0
River = Arkansas River Reach = Reach-1 RS = 24661 Arkansas River 48.0
River = Arkansas River Reach = Reach-1 RS = 23907 Arkansas River 47.0
River = Arkansas River Reach = Reach-1 RS = 23462 Arkansas River 46.0
River = Arkansas River Reach = Reach-1 RS = 22924 Arkansas River 45.0
River = Arkansas River Reach = Reach-1 RS = 22446 Arkansas River 44.0
River = Arkansas River Reach = Reach-1 RS = 22027 Arkansas River 43.0
Legend
WS 500_year_Existin
WS 100_year_Existin
WS 50_year_Existing
WS 25_year_Existing
WS 10_year_Existing
WS 5_year_Existing
WS 2_year_Existing
Ground
Levee
Bank Sta
Elevation (ft)
Station (ft)

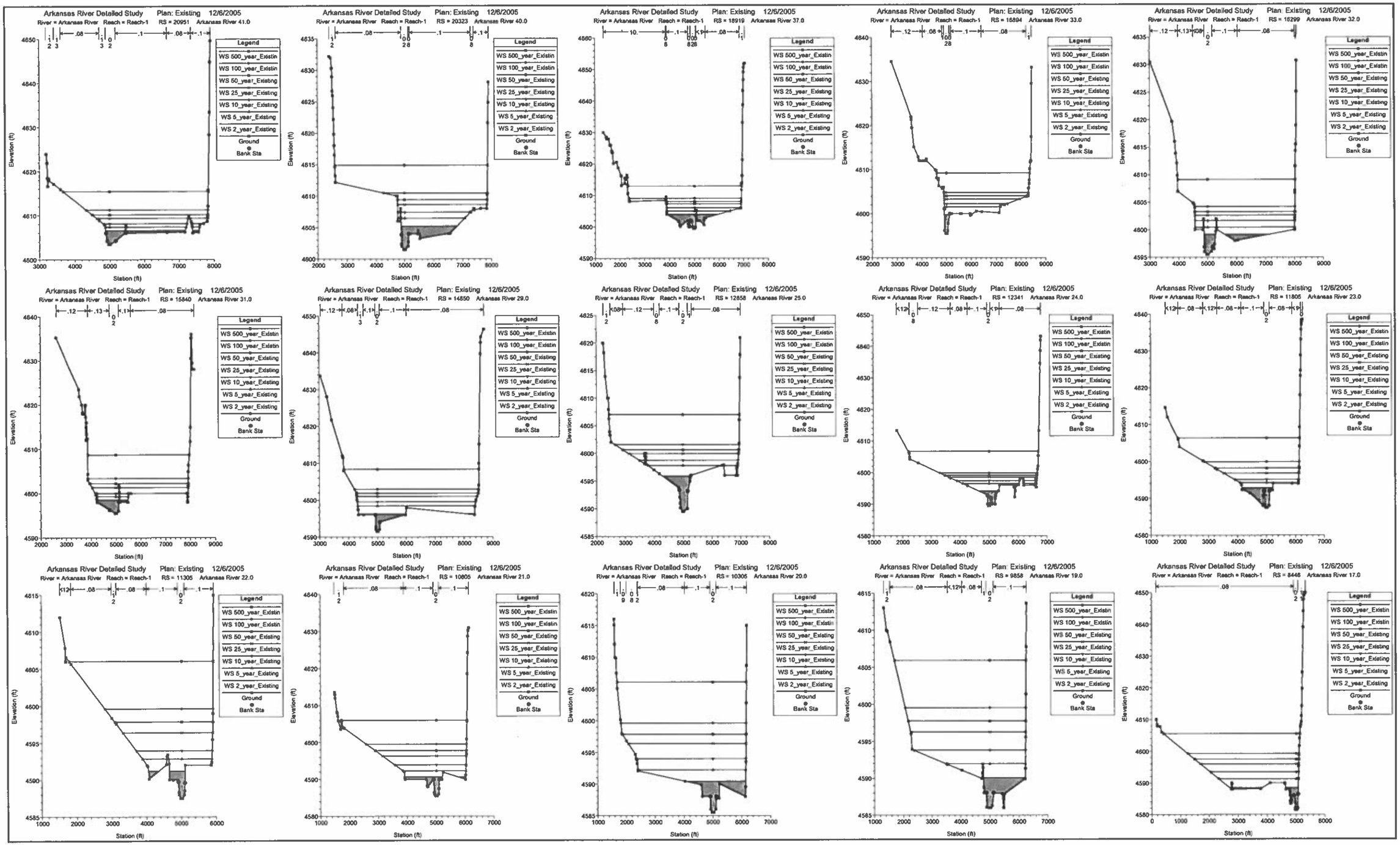
Arkansas River Detailed Study Plan: Existing 12/6/2005
River = Arkansas River Reach = Reach-1 RS = 20951 Arkansas River 41.0
Arkansas River Detailed Study Plan: Existing 12/6/2005
River = Arkansas River Reach = Reach-1 RS = 20323 Arkansas River 40.0
Arkansas River Detailed Study Plan: Existing 12/6/2005
River = Arkansas River Reach = Reach-1 RS = 18919 Arkansas River 37.0
Arkansas River Detailed Study Plan: Existing 12/6/2005
River = Arkansas River Reach = Reach-1 RS = 16894 Arkansas River 33.0
Arkansas River Detailed Study Plan: Existing 12/6/2005
River = Arkansas River Reach = Reach-1 RS = 16299 Arkansas River 32.0
Arkansas River Detailed Study Plan: Existing 12/6/2005
River = Arkansas River Reach = Reach-1 RS = 15840 Arkansas River 31.0
Arkansas River Detailed Study Plan: Existing 12/6/2005
River = Arkansas River Reach = Reach-1 RS = 14850 Arkansas River 29.0
Arkansas River Detailed Study Plan: Existing 12/6/2005
River = Arkansas River Reach = Reach-1 RS = 12858 Arkansas River 25.0
Arkansas River Detailed Study Plan: Existing 12/6/2005
River = Arkansas River Reach = Reach-1 RS = 12341 Arkansas River 24.0
Arkansas River Detailed Study Plan: Existing 12/6/2005
River = Arkansas River Reach = Reach-1 RS = 11805 Arkansas River 23.0
Arkansas River Detailed Study Plan: Existing 12/6/2005
River = Arkansas River Reach = Reach-1 RS = 11305 Arkansas River 22.0
Arkansas River Detailed Study Plan: Existing 12/6/2005
River = Arkansas River Reach = Reach-1 RS = 10805 Arkansas River 21.0
Arkansas River Detailed Study Plan: Existing 12/6/2005
River = Arkansas River Reach = Reach-1 RS = 10305 Arkansas River 20.0
Arkansas River Detailed Study Plan: Existing 12/6/2005
River = Arkansas River Reach = Reach-1 RS = 9858 Arkansas River 19.0
Arkansas River Detailed Study Plan: Existing 12/6/2005
River = Arkansas River Reach = Reach-1 RS = 8446 Arkansas River 17.0
Legend
WS 500_year_Existin
WS 100_year_Existin
WS 50_year_Existing
WS 25_year_Existing
WS 10_year_Existing
WS 5_year_Existing
WS 2_year_Existing
Ground
Bank Sta
Elevation (ft)
Station (ft)

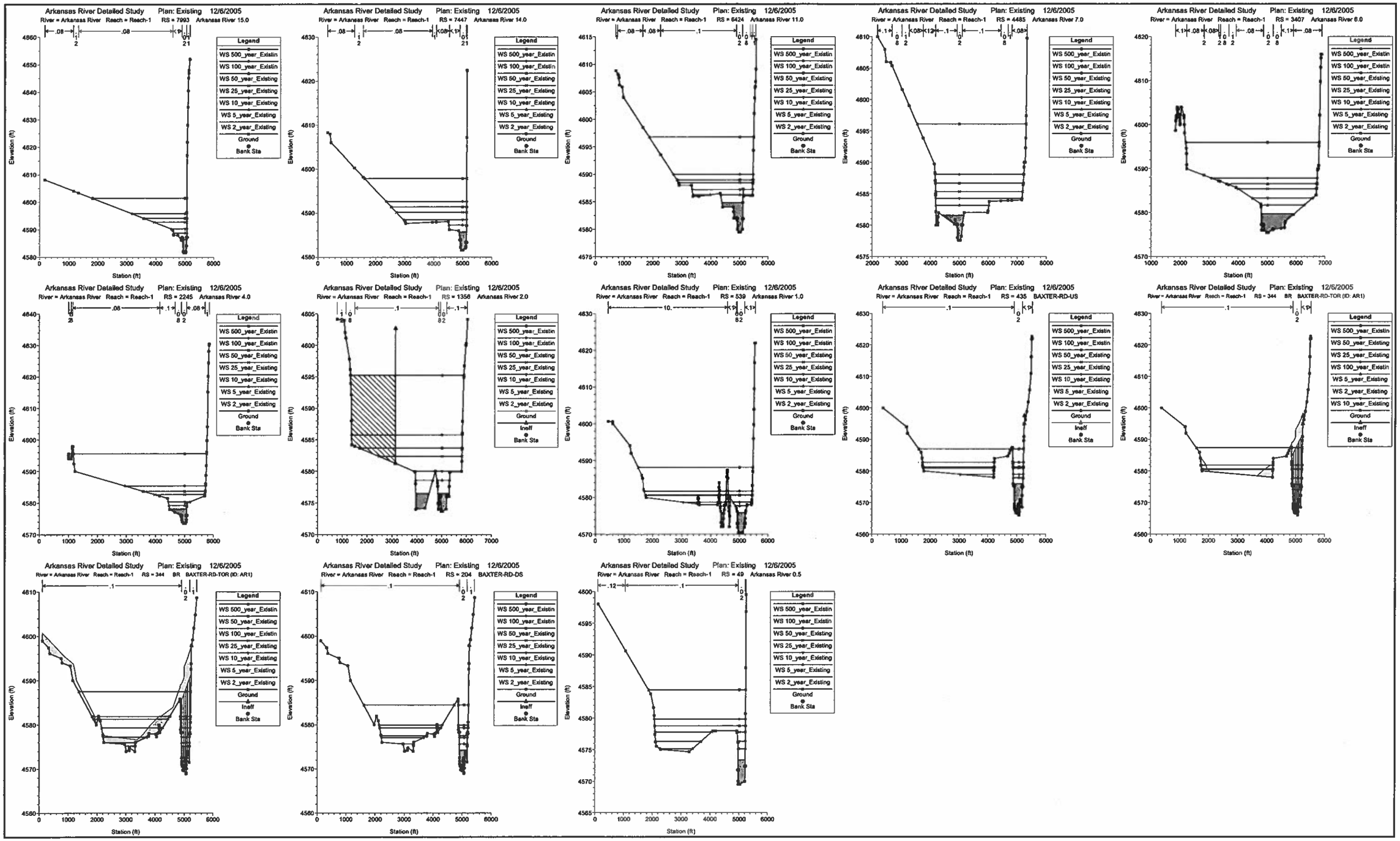
Arkansas River Detailed Study Plan: Existing 12/6/2005
River = Arkansas River Reach = Reach-1 RS = 7993 Arkansas River 15.0
River = Arkansas River Reach = Reach-1 RS = 7447 Arkansas River 14.0
River = Arkansas River Reach = Reach-1 RS = 6424 Arkansas River 11.0
River = Arkansas River Reach = Reach-1 RS = 4485 Arkansas River 7.0
River = Arkansas River Reach = Reach-1 RS = 3407 Arkansas River 6.0
River = Arkansas River Reach = Reach-1 RS = 2245 Arkansas River 4.0
River = Arkansas River Reach = Reach-1 RS = 1356 Arkansas River 2.0
River = Arkansas River Reach = Reach-1 RS = 539 Arkansas River 1.0
River = Arkansas River Reach = Reach-1 RS = 435 BAXTER-RD-US
River = Arkansas River Reach = Reach-1 RS = 344 BR BAXTER-RD-TOR (ID: AR1)
River = Arkansas River Reach = Reach-1 RS = 204 BAXTER-RD-DS
River = Arkansas River Reach = Reach-1 RS = 49 Arkansas River 0.5
Legend
WS 500_year_Existin
WS 100_year_Existin
WS 50_year_Existing
WS 25_year_Existing
WS 10_year_Existing
WS 5_year_Existing
WS 2_year_Existing
Ground
Ineff
Bank Sta
Elevation (ft)
Station (ft)

HEC-RAS Plan: Ex River: Arkansas River Reach: Reach-1

Reach	River Sta	Profile	Q Total	Min Ch El	W.S. Elev	Crit W.S.	E.G. Elev	E.G. Slope	Vel Chnl	Flow Area	Top Width	Froude # Chl
			(cfs)	(ft)	(ft)	(ft)	(ft)	(ft/ft)	(ft/s)	(sq ft)	(ft)	
Reach-1	37800	2_year_Existing	6200.00	4633.52	4638.61	4637.17	4639.20	0.000976	6.28	1324.71	437.54	0.52
Reach-1	37800	5_year_Existing	12000.00	4633.52	4640.08	4638.79	4641.22	0.001337	8.88	2035.69	534.77	0.64
Reach-1	37800	10_year_Existing	18000.00	4633.52	4641.52	4640.12	4643.05	0.001371	10.40	2875.56	630.58	0.68
Reach-1	37800	25_year_Existing	28000.00	4633.52	4643.50	4641.85	4645.45	0.001345	12.07	4683.26	1026.79	0.70
Reach-1	37800	50_year_Existing	36000.00	4633.52	4644.96	4643.54	4646.99	0.001220	12.67	7059.69	2325.24	0.68
Reach-1	37800	100_year_Existin	48000.00	4633.52	4648.59	4645.54	4649.73	0.000561	10.42	17855.58	3501.78	0.48
Reach-1	37800	500_year_Existin	120000.00	4633.52	4654.97	4650.62	4656.66	0.000640	14.21	43128.25	4238.51	0.55
Reach-1	37690	2_year_Existing	6200.00	4633.81	4638.53	4637.15	4639.07	0.001004	6.00	1288.05	524.99	0.52
Reach-1	37690	5_year_Existing	12000.00	4633.81	4640.00	4638.68	4641.01	0.001267	8.28	2226.84	838.71	0.62
Reach-1	37690	10_year_Existing	18000.00	4633.81	4641.50	4640.01	4642.78	0.001202	9.46	3252.55	953.86	0.63
Reach-1	37690	25_year_Existing	28000.00	4633.81	4643.48	4641.65	4645.19	0.001198	11.13	4613.03	1163.82	0.65
Reach-1	37690	50_year_Existing	36000.00	4633.81	4644.78	4642.75	4646.85	0.001224	12.31	5517.27	1735.29	0.68
Reach-1	37690	100_year_Existin	48000.00	4633.81	4648.23	4644.27	4649.60	0.000634	10.73	15237.93	3406.76	0.51
Reach-1	37690	500_year_Existin	120000.00	4633.81	4654.98	4651.15	4656.52	0.000568	13.25	44065.59	4335.02	0.52
Reach-1	37576		Bridge									
Reach-1	37467	2_year_Existing	6200.00	4633.34	4637.60	4636.67	4638.30	0.001515	6.80	1070.76	419.12	0.63
Reach-1	37467	5_year_Existing	12000.00	4633.34	4638.63	4638.19	4640.18	0.002384	10.09	1622.23	682.60	0.82
Reach-1	37467	10_year_Existing	18000.00	4633.34	4639.52	4639.52	4641.80	0.002868	12.44	2220.39	837.41	0.93
Reach-1	37467	25_year_Existing	28000.00	4633.34	4641.17	4641.17	4644.12	0.002718	14.40	3344.93	971.90	0.95
Reach-1	37467	50_year_Existing	36000.00	4633.34	4642.30	4642.30	4645.74	0.002657	15.70	4122.26	1039.57	0.96
Reach-1	37467	100_year_Existin	48000.00	4633.34	4643.79	4643.79	4647.51	0.002440	16.79	6583.10	1128.90	0.95
Reach-1	37467	500_year_Existin	120000.00	4633.34	4650.44	4651.00	4654.74	0.001754	20.10	26814.65	4412.88	0.87
Reach-1	36911	2_year_Existing	6200.00	4633.50	4635.80	4635.80	4636.87	0.007100	9.72	1598.23	1012.87	1.23
Reach-1	36911	5_year_Existing	12000.00	4633.50	4638.87	4636.87	4638.04	0.005589	11.55	2946.36	1418.74	1.18
Reach-1	36911	10_year_Existing	18000.00	4633.50	4638.05	4637.45	4639.23	0.003786	11.87	4842.51	2037.99	1.02
Reach-1	36911	25_year_Existing	28000.00	4633.50	4640.36	4638.90	4641.11	0.001561	10.21	9806.51	2279.83	0.71
Reach-1	36911	50_year_Existing	36000.00	4633.50	4641.35	4639.55	4642.13	0.001414	10.69	12083.60	2310.21	0.69
Reach-1	36911	100_year_Existin	48000.00	4633.50	4642.76	4640.53	4643.56	0.001223	11.15	15810.72	3266.91	0.66
Reach-1	36911	500_year_Existin	120000.00	4633.50	4649.50	4644.25	4650.16	0.000634	11.70	43404.52	4291.45	0.52
Reach-1	36405	2_year_Existing	6200.00	4629.50	4634.44	4632.83	4634.71	0.000562	4.58	2629.07	1051.47	0.39
Reach-1	36405	5_year_Existing	12000.00	4629.50	4636.43	4633.99	4636.84	0.000539	5.76	5500.09	2177.69	0.41
Reach-1	36405	10_year_Existing	18000.00	4629.50	4638.18		4638.53	0.000384	5.72	9422.91	2289.26	0.36
Reach-1	36405	25_year_Existing	28000.00	4629.50	4640.34		4640.68	0.000316	6.09	14472.14	2493.50	0.34
Reach-1	36405	50_year_Existing	36000.00	4629.50	4641.29		4641.70	0.000350	6.82	17030.59	2877.98	0.36
Reach-1	36405	100_year_Existin	48000.00	4629.50	4642.68		4643.15	0.000367	7.55	21841.13	4026.13	0.38
Reach-1	36405	500_year_Existin	120000.00	4629.50	4649.35		4649.91	0.000317	9.36	50084.47	4422.52	0.38
Reach-1	35912	2_year_Existing	6200.00	4629.50	4632.86	4632.66	4634.01	0.004161	9.34	685.88	315.28	1.00
Reach-1	35912	5_year_Existing	12000.00	4629.50	4634.30	4634.19	4636.16	0.003106	11.05	1357.03	501.18	0.93
Reach-1	35912	10_year_Existing	18000.00	4629.50	4635.56		4637.92	0.002879	12.59	2077.22	647.60	0.94
Reach-1	35912	25_year_Existing	28000.00	4629.50	4637.42		4640.11	0.002381	13.86	4106.21	1645.96	0.89
Reach-1	35912	50_year_Existing	36000.00	4629.50	4639.25		4641.23	0.001479	12.64	8472.52	2774.15	0.73
Reach-1	35912	100_year_Existin	48000.00	4629.50	4641.35		4642.78	0.000958	11.65	15603.93	3814.56	0.61
Reach-1	35912	500_year_Existin	120000.00	4629.50	4648.65		4649.67	0.000519	11.92	44812.67	4116.42	0.49
Reach-1	34876	2_year_Existing	6200.00	4625.50	4630.59	4629.46	4631.40	0.001426	7.25	930.32	370.24	0.63
Reach-1	34876	5_year_Existing	12000.00	4625.50	4631.99		4633.57	0.001930	10.24	1720.77	787.57	0.76
Reach-1	34876	10_year_Existing	18000.00	4625.50	4633.06		4635.27	0.002202	12.31	2587.85	804.46	0.84
Reach-1	34876	25_year_Existing	28000.00	4625.50	4634.59		4637.59	0.002421	14.79	3856.90	895.83	0.91
Reach-1	34876	50_year_Existing	36000.00	4625.50	4635.73	4635.73	4639.16	0.002407	16.10	4892.58	916.87	0.93
Reach-1	34876	100_year_Existin	48000.00	4625.50	4638.14	4638.14	4641.30	0.001740	15.98	8774.23	2816.00	0.82
Reach-1	34876	500_year_Existin	120000.00	4625.50	4643.49	4643.49	4648.34	0.002014	22.04	24914.68	3115.13	0.94
Reach-1	34381	2_year_Existing	6200.00	4625.50	4629.67	4629.21	4630.55	0.002076	7.88	1367.17	609.24	0.74
Reach-1	34381	5_year_Existing	12000.00	4625.50	4630.96	4630.77	4632.47	0.002508	10.61	2358.85	808.77	0.85
Reach-1	34381	10_year_Existing	18000.00	4625.50	4632.16	4631.87	4634.03	0.002412	12.07	3340.68	815.44	0.87
Reach-1	34381	25_year_Existing	28000.00	4625.50	4633.83	4633.38	4636.23	0.002349	14.02	4709.00	828.34	0.89
Reach-1	34381	50_year_Existing	36000.00	4625.50	4634.88	4634.58	4637.73	0.002403	15.45	5828.86	1252.62	0.92
Reach-1	34381	100_year_Existin	48000.00	4625.50	4636.31	4636.20	4639.58	0.002365	16.94	7628.55	1295.29	0.94
Reach-1	34381	500_year_Existin	120000.00	4625.50	4643.79	4642.28	4646.21	0.001175	17.25	32149.68	3837.83	0.72
Reach-1	33934	2_year_Existing	6200.00	4625.50	4628.94	4628.39	4629.61	0.001874	6.74	1319.48	635.91	0.68
Reach-1	33934	5_year_Existing	12000.00	4625.50	4630.34	4629.60	4631.38	0.001817	8.56	2259.56	691.29	0.72
Reach-1	33934	10_year_Existing	18000.00	4625.50	4631.78	4630.65	4632.99	0.001509	9.40	3261.09	700.72	0.68
Reach-1	33934	25_year_Existing	28000.00	4625.50	4633.57	4632.00	4635.18	0.001443	10.97	4587.37	761.20	0.70
Reach-1	33934	50_year_Existing	36000.00	4625.50	4634.68	4633.04	4636.63	0.001473	12.13	5468.65	800.63	0.72
Reach-1	33934	100_year_Existin	48000.00	4625.50	4635.96	4634.49	4638.49	0.001620	13.93	6505.74	827.02	0.77
Reach-1	33934	500_year_Existin	120000.00	4625.50	4644.03	4640.82	4645.56	0.000652	13.09	38661.12	3838.34	0.54
Reach-1	33535	2_year_Existing	6200.00	4625.00	4628.28	4627.62	4628.83	0.001844	5.97	1121.03	727.21	0.66
Reach-1	33535	5_year_Existing	12000.00	4625.00	4630.06	4628.81	4630.70	0.001100	6.56	2433.38	743.03	0.55
Reach-1	33535	10_year_Existing	18000.00	4625.00	4631.70	4629.70	4632.41	0.000814	6.98	3659.94	757.76	0.50
Reach-1	33535	25_year_Existing	28000.00	4625.00	4633.65	4630.94	4634.57	0.000735	8.01	5316.26	889.04	0.50
Reach-1	33535	50_year_Existing	36000.00	4625.00	4634.87	4631.80	4635.97	0.000735	8.81	6411.34	901.95	0.51

HEC-RAS Plan: Ex River: Arkansas River Reach: Reach-1 (Continued)

Reach	River Sta	Profile	Q Total	Min Ch El	W.S. Elev	Crit W.S.	E.G. Elev	E.G. Slope	Vel Chnl	Flow Area	Top Width	Froude # Chl
			(cfs)	(ft)	(ft)	(ft)	(ft)	(ft/ft)	(ft/s)	(sq ft)	(ft)	
Reach-1	33535	100_year_Existin	48000.00	4625.00	4636.32	4633.04	4637.72	0.000782	10.02	7718.76	910.30	0.54
Reach-1	33535	500_year_Existin	120000.00	4625.00	4644.16	4638.57	4645.22	0.000394	10.29	42347.87	3847.78	0.42
Reach-1	32818	2_year_Existing	6200.00	4623.50	4627.44	4626.18	4627.84	0.000978	5.18	1643.23	808.91	0.50
Reach-1	32818	5_year_Existing	12000.00	4623.50	4629.61	4627.52	4630.07	0.000609	5.70	3549.59	907.56	0.43
Reach-1	32818	10_year_Existing	18000.00	4623.50	4631.36	4628.46	4631.90	0.000512	6.28	5140.22	914.36	0.41
Reach-1	32818	25_year_Existing	28000.00	4623.50	4633.32	4629.75	4634.08	0.000531	7.51	6941.17	922.01	0.44
Reach-1	32818	50_year_Existing	36000.00	4623.50	4634.51	4630.65	4635.46	0.000573	8.46	8042.43	926.65	0.46
Reach-1	32818	100_year_Existin	48000.00	4623.50	4635.89	4631.85	4637.17	0.000661	9.87	9318.90	932.01	0.51
Reach-1	32818	500_year_Existin	120000.00	4623.50	4640.71	4637.50	4644.48	0.001260	17.13	13873.71	968.84	0.74
Reach-1	32311	2_year_Existing	6200.00	4621.50	4625.52	4625.32	4626.91	0.003298	9.47	654.88	197.27	0.92
Reach-1	32311	5_year_Existing	12000.00	4621.50	4627.22	4627.22	4629.32	0.003021	11.77	1249.08	403.78	0.94
Reach-1	32311	10_year_Existing	18000.00	4621.50	4628.81	4628.81	4631.22	0.002478	12.85	2205.54	889.17	0.89
Reach-1	32311	25_year_Existing	28000.00	4621.50	4630.98	4630.98	4633.45	0.001893	13.61	4870.61	1481.84	0.81
Reach-1	32311	50_year_Existing	36000.00	4621.50	4631.95	4631.95	4634.78	0.001685	14.96	6355.30	1603.07	0.85
Reach-1	32311	100_year_Existin	48000.00	4621.50	4633.41	4633.41	4636.46	0.001900	16.08	8772.95	1689.50	0.85
Reach-1	32311	500_year_Existin	120000.00	4621.50	4638.66	4638.66	4643.54	0.002202	22.40	17849.80	1760.11	0.98
Reach-1	31840	2_year_Existing	6200.00	4621.50	4624.85	4624.18	4625.53	0.001932	6.61	937.34	324.15	0.89
Reach-1	31840	5_year_Existing	12000.00	4621.50	4626.59	4625.48	4627.58	0.001532	7.98	1507.71	331.15	0.86
Reach-1	31840	10_year_Existing	18000.00	4621.50	4628.19	4626.55	4629.38	0.001267	8.77	2384.23	1787.79	0.63
Reach-1	31840	25_year_Existing	28000.00	4621.50	4630.27	4628.81	4631.39	0.000907	9.03	6114.73	1799.78	0.56
Reach-1	31840	50_year_Existing	36000.00	4621.50	4631.62	4629.79	4632.71	0.000776	9.24	8540.63	1804.32	0.53
Reach-1	31840	100_year_Existin	48000.00	4621.50	4633.37	4630.92	4634.47	0.000673	9.63	11698.05	1810.21	0.51
Reach-1	31840	500_year_Existin	120000.00	4621.50	4640.42	4635.27	4641.10	0.000336	9.42	48604.40	5359.97	0.39
Reach-1	31348	2_year_Existing	6200.00	4619.50	4624.07	4623.00	4624.77	0.001273	6.85	1214.33	531.86	0.59
Reach-1	31348	5_year_Existing	12000.00	4619.50	4625.12	4624.62	4626.64	0.002126	10.28	1788.84	561.18	0.79
Reach-1	31348	10_year_Existing	18000.00	4619.50	4625.88	4625.88	4628.35	0.002938	13.22	2235.45	663.72	0.95
Reach-1	31348	25_year_Existing	28000.00	4619.50	4628.08	4628.08	4630.60	0.002126	13.87	4742.06	2685.95	0.86
Reach-1	31348	50_year_Existing	36000.00	4619.50	4629.13	4629.13	4631.94	0.002127	15.04	7566.06	2697.32	0.87
Reach-1	31348	100_year_Existin	48000.00	4619.50	4630.44	4630.44	4633.70	0.002181	16.64	11098.12	2704.98	0.90
Reach-1	31348	500_year_Existin	120000.00	4619.50	4637.17	4637.17	4640.53	0.001517	19.30	38359.34	5019.16	0.82
Reach-1	30959	2_year_Existing	6200.00	4619.50	4623.45		4624.17	0.001891	7.48	1676.79	1250.44	0.70
Reach-1	30959	5_year_Existing	12000.00	4619.50	4624.30		4625.63	0.002867	10.63	3241.59	1913.31	0.90
Reach-1	30959	10_year_Existing	18000.00	4619.50	4625.53	4625.26	4626.61	0.001991	10.45	5666.66	2366.94	0.78
Reach-1	30959	25_year_Existing	28000.00	4619.50	4627.07	4626.38	4628.09	0.001569	10.90	9722.30	2537.31	0.72
Reach-1	30959	50_year_Existing	36000.00	4619.50	4627.86	4626.98	4628.98	0.001595	11.79	11741.27	2564.31	0.74
Reach-1	30959	100_year_Existin	48000.00	4619.50	4628.79	4627.77	4630.11	0.001725	13.20	14137.50	2596.31	0.78
Reach-1	30959	500_year_Existin	120000.00	4619.50	4633.22	4631.77	4635.38	0.001950	18.39	28668.29	4133.14	0.89
Reach-1	30242	2_year_Existing	6200.00	4618.41	4622.47		4622.94	0.001380	5.93	2651.76	3054.47	0.59
Reach-1	30242	5_year_Existing	12000.00	4618.41	4624.08		4624.40	0.000731	5.64	7608.83	3126.47	0.46
Reach-1	30242	10_year_Existing	18000.00	4618.41	4625.43		4625.71	0.000527	5.64	11847.56	3132.30	0.40
Reach-1	30242	25_year_Existing	28000.00	4618.41	4627.00		4627.31	0.000475	6.23	16988.02	3551.63	0.40
Reach-1	30242	50_year_Existing	36000.00	4618.41	4627.76		4628.15	0.000519	6.95	19887.52	3861.84	0.42
Reach-1	30242	100_year_Existin	48000.00	4618.41	4628.72		4629.18	0.000590	7.95	23678.13	4233.23	0.46
Reach-1	30242	500_year_Existin	120000.00	4618.41	4633.54		4634.22	0.000604	10.63	46721.60	4968.46	0.50
Reach-1	29805	2_year_Existing	6200.00	4617.50	4620.86	4620.86	4621.94	0.003864	8.50	1161.95	737.28	0.95
Reach-1	29805	5_year_Existing	12000.00	4617.50	4622.14	4622.14	4623.68	0.003408	10.48	2148.07	880.33	0.95
Reach-1	29805	10_year_Existing	18000.00	4617.50	4623.16	4623.16	4625.08	0.003188	11.90	3164.80	1105.82	0.96
Reach-1	29805	25_year_Existing	28000.00	4617.50	4625.21	4625.21	4626.81	0.001865	11.54	7626.97	3799.89	0.78
Reach-1	29805	50_year_Existing	36000.00	4617.50	4625.91	4625.91	4627.63	0.001887	12.40	10580.69	3973.54	0.80
Reach-1	29805	100_year_Existin	48000.00	4617.50	4627.38		4628.72	0.001353	11.82	16797.54	4387.14	0.69
Reach-1	29805	500_year_Existin	120000.00	4617.50	4632.68		4633.85	0.000892	13.07	41120.79	4895.39	0.61
Reach-1	29019	2_year_Existing	6200.00	4615.50	4619.64	4618.35	4620.10	0.000990	5.50	1599.04	921.88	0.51
Reach-1	29019	5_year_Existing	12000.00	4615.50	4620.92	4619.77	4621.72	0.001211	7.45	2976.09	1162.28	0.59
Reach-1	29019	10_year_Existing	18000.00	4615.50	4621.95	4620.85	4623.03	0.001329	8.86	4233.16	1289.61	0.64
Reach-1	29019	25_year_Existing	28000.00	4615.50	4623.27	4622.23	4624.78	0.001492	10.73	6043.22	1454.80	0.70
Reach-1	29019	50_year_Existing	36000.00	4615.50	4624.15	4623.14	4625.98	0.001593	11.97	7386.68	1741.41	0.74
Reach-1	29019	100_year_Existin	48000.00	4615.50	4625.39		4627.49	0.001586	13.14	10378.58	3062.51	0.76
Reach-1	29019	500_year_Existin	120000.00	4615.50	4631.56		4633.13	0.000864	13.59	33842.86	4130.49	0.61
Reach-1	28306	2_year_Existing	6200.00	4613.50	4619.52		4619.67	0.000276	3.65	5360.32	2693.19	0.29
Reach-1	28306	5_year_Existing	12000.00	4613.50	4620.97		4621.15	0.000299	4.49	9638.56	3178.05	0.31
Reach-1	28306	10_year_Existing	18000.00	4613.50	4622.17		4622.37	0.000296	4.99	13617.30	3387.78	0.32
Reach-1	28306	25_year_Existing	28000.00	4613.50	4623.76		4623.99	0.000296	5.66	19087.67	3536.71	0.33
Reach-1	28306	50_year_Existing	36000.00	4613.50	4624.84		4625.09	0.000297	6.09	22960.08	3634.58	0.33
Reach-1	28306	100_year_Existin	48000.00	4613.50	4626.25		4626.53	0.000300	6.67	28159.42	3739.46	0.34
Reach-1	28306	500_year_Existin	120000.00	4613.50	4631.97		4632.43	0.000340	9.24	50788.44	4179.90	0.39
Reach-1	27806	2_year_Existing	6200.00	4613.50	4618.92		4619.38	0.001257	6.59	2985.82	1714.58	0.58
Reach-1	27806	5_year_Existing	12000.00	4613.50	4620.39		4620.87	0.001062	7.48	5843.33	2127.45	0.56
Reach-1	27806	10_year_Existing	18000.00	4613.50	4621.64		4622.11	0.000906	7.92	8645.97	2370.83	0.54
Reach-1	27806	25_year_Existing	28000.00	4613.50	4623.21		4623.72	0.000846	8.81	12607.45	2678.26	0.54

HEC-RAS Plan: Ex River: Arkansas River Reach: Reach-1 (Continued)

Reach	River Sta	Profile	Q Total	Min Ch El	W.S. Elev	Crit W.S.	E.G. Elev	E.G. Slope	Vel Chnl	Flow Area	Top Width	Froude # Chl
			(cfs)	(ft)	(ft)	(ft)	(ft)	(ft/ft)	(ft/s)	(sq ft)	(ft)	
Reach-1	27806	50_year_Existing	36000.00	4613.50	4624.29		4624.83	0.000803	9.32	15622.17	2891.67	0.54
Reach-1	27806	100_year_Existin	48000.00	4613.50	4625.69		4626.27	0.000769	10.01	19857.54	3170.85	0.54
Reach-1	27806	500_year_Existin	120000.00	4613.50	4631.34		4632.15	0.000749	13.10	41667.15	4772.35	0.57
Reach-1	26543	2_year_Existing	6200.00	4611.50	4615.45	4615.45	4616.79	0.003552	9.43	959.27	688.38	0.94
Reach-1	26543	5_year_Existing	12000.00	4611.50	4617.07	4617.07	4618.70	0.002817	10.83	2591.27	1271.15	0.89
Reach-1	26543	10_year_Existing	18000.00	4611.50	4618.20	4618.20	4620.14	0.002664	12.20	4209.21	1600.48	0.90
Reach-1	26543	25_year_Existing	28000.00	4611.50	4619.74	4619.74	4621.89	0.002368	13.50	7024.83	2050.99	0.88
Reach-1	26543	50_year_Existing	36000.00	4611.50	4620.63	4620.63	4623.02	0.002392	14.65	8946.72	2305.45	0.91
Reach-1	26543	100_year_Existin	48000.00	4611.50	4621.77	4621.77	4624.47	0.002406	16.05	11783.28	2636.51	0.93
Reach-1	26543	500_year_Existin	120000.00	4611.50	4626.49	4626.49	4630.28	0.002436	21.24	26848.42	3444.32	1.00
Reach-1	26127	2_year_Existing	6200.00	4610.12	4614.00	4613.68	4614.68	0.001958	7.53	2745.44	1567.83	0.71
Reach-1	26127	5_year_Existing	12000.00	4610.12	4615.39	4614.74	4616.26	0.001815	9.08	5058.70	1746.30	0.73
Reach-1	26127	10_year_Existing	18000.00	4610.12	4616.54	4615.64	4617.57	0.001747	10.26	7142.97	1892.74	0.74
Reach-1	26127	25_year_Existing	28000.00	4610.12	4618.03	4616.83	4619.31	0.001728	11.83	10112.70	2083.79	0.76
Reach-1	26127	50_year_Existing	36000.00	4610.12	4619.01	4617.84	4620.44	0.001723	12.82	12219.52	2209.57	0.78
Reach-1	26127	100_year_Existin	48000.00	4610.12	4620.29	4618.86	4621.94	0.001733	14.12	15146.54	2373.40	0.80
Reach-1	26127	500_year_Existin	120000.00	4610.12	4625.57	4623.52	4628.37	0.001908	19.76	29459.37	3052.71	0.90
Reach-1	24661	2_year_Existing	6200.00	4607.50	4612.13		4612.58	0.001026	6.15	3420.44	1828.25	0.53
Reach-1	24661	5_year_Existing	12000.00	4607.50	4613.62		4614.21	0.001029	7.55	6198.50	1902.55	0.56
Reach-1	24661	10_year_Existing	18000.00	4607.50	4614.75		4615.49	0.001089	8.76	8563.72	2292.57	0.59
Reach-1	24661	25_year_Existing	28000.00	4607.50	4616.29		4617.20	0.001102	10.12	12426.59	2650.41	0.62
Reach-1	24661	50_year_Existing	36000.00	4607.50	4617.31		4618.31	0.001109	10.98	15142.89	2895.14	0.63
Reach-1	24661	100_year_Existin	48000.00	4607.50	4618.61		4619.76	0.001132	12.08	18674.72	2728.50	0.85
Reach-1	24661	500_year_Existin	120000.00	4607.50	4623.45		4625.70	0.001537	18.07	32457.22	3009.78	0.81
Reach-1	23907	2_year_Existing	6200.00	4607.50	4611.19		4611.71	0.001289	6.06	1994.47	1234.53	0.58
Reach-1	23907	5_year_Existing	12000.00	4607.50	4612.18		4613.16	0.001815	8.52	3434.41	1583.64	0.71
Reach-1	23907	10_year_Existing	18000.00	4607.50	4613.07		4614.35	0.001967	10.03	4905.53	1714.50	0.77
Reach-1	23907	25_year_Existing	28000.00	4607.50	4614.22		4615.97	0.002204	12.09	7005.17	2181.23	0.84
Reach-1	23907	50_year_Existing	36000.00	4607.50	4614.98		4617.04	0.002316	13.35	8719.41	2305.37	0.88
Reach-1	23907	100_year_Existin	48000.00	4607.50	4615.97		4618.42	0.002442	14.93	11064.60	2447.38	0.92
Reach-1	23907	500_year_Existin	120000.00	4607.50	4621.13		4624.30	0.002000	18.71	25553.08	3167.19	0.90
Reach-1	23462	2_year_Existing	6200.00	4607.50	4610.02		4610.79	0.003611	7.18	1298.54	1108.78	0.89
Reach-1	23462	5_year_Existing	12000.00	4607.50	4611.51		4612.28	0.001881	7.46	3140.38	1371.24	0.70
Reach-1	23462	10_year_Existing	18000.00	4607.50	4612.44		4613.43	0.001805	8.55	4527.30	1637.10	0.71
Reach-1	23462	25_year_Existing	28000.00	4607.50	4613.58		4614.94	0.001913	10.24	6648.42	2109.21	0.76
Reach-1	23462	50_year_Existing	36000.00	4607.50	4614.30		4615.95	0.002030	11.43	8260.33	2357.09	0.80
Reach-1	23462	100_year_Existin	48000.00	4607.50	4615.16		4617.28	0.002238	13.08	10368.25	2510.26	0.86
Reach-1	23462	500_year_Existin	120000.00	4607.50	4619.16	4619.16	4623.20	0.002614	18.99	21775.45	3173.02	1.00
Reach-1	22924	2_year_Existing	6200.00	4605.50	4609.96		4610.17	0.000362	3.66	1824.10	540.80	0.32
Reach-1	22924	5_year_Existing	12000.00	4605.50	4611.26		4611.69	0.000529	5.30	3183.89	1614.36	0.40
Reach-1	22924	10_year_Existing	18000.00	4605.50	4612.12		4612.76	0.000680	6.62	4883.46	2279.17	0.46
Reach-1	22924	25_year_Existing	28000.00	4605.50	4613.23		4614.15	0.000846	8.23	7535.18	2518.81	0.53
Reach-1	22924	50_year_Existing	36000.00	4605.50	4613.97		4615.07	0.000931	9.19	9461.99	2691.14	0.57
Reach-1	22924	100_year_Existin	48000.00	4605.50	4614.91		4616.26	0.001031	10.41	12117.92	2910.14	0.61
Reach-1	22924	500_year_Existin	120000.00	4605.50	4616.77	4617.63	4621.21	0.001382	15.25	24886.72	3589.12	0.75
Reach-1	22446	2_year_Existing	6200.00	4605.50	4608.57		4609.68	0.003682	8.73	1255.86	1063.99	0.94
Reach-1	22446	5_year_Existing	12000.00	4605.50	4609.99	4609.99	4611.14	0.002520	9.57	3622.47	2272.50	0.83
Reach-1	22446	10_year_Existing	18000.00	4605.50	4610.79	4610.79	4612.13	0.002559	10.85	5492.32	2404.92	0.86
Reach-1	22446	25_year_Existing	28000.00	4605.50	4611.79	4611.79	4613.42	0.002703	12.61	7987.58	2599.12	0.91
Reach-1	22446	50_year_Existing	36000.00	4605.50	4612.44	4612.44	4614.28	0.002813	13.79	9714.68	2699.95	0.95
Reach-1	22446	100_year_Existin	48000.00	4605.50	4613.36	4613.36	4615.42	0.002825	15.08	12254.15	2841.71	0.97
Reach-1	22446	500_year_Existin	120000.00	4605.50	4617.40	4616.91	4620.26	0.002698	19.65	25018.64	3465.29	1.02
Reach-1	22027	2_year_Existing	6200.00	4603.50	4606.37		4606.81	0.000883	5.84	2825.24	2108.26	0.50
Reach-1	22027	5_year_Existing	12000.00	4603.50	4609.48	4608.80	4610.11	0.001081	7.53	5292.26	2320.20	0.57
Reach-1	22027	10_year_Existing	18000.00	4603.50	4610.27	4609.56	4611.08	0.001261	8.92	7199.89	2479.23	0.63
Reach-1	22027	25_year_Existing	28000.00	4603.50	4611.21	4610.56	4612.31	0.001573	10.94	9617.59	2678.63	0.72
Reach-1	22027	50_year_Existing	36000.00	4603.50	4611.91	4611.17	4613.17	0.001693	12.07	11527.18	2796.43	0.76
Reach-1	22027	100_year_Existin	48000.00	4603.50	4612.81	4612.08	4614.28	0.001815	13.44	14116.48	2924.09	0.80
Reach-1	22027	500_year_Existin	120000.00	4603.50	4616.78		4619.11	0.002133	18.69	26820.46	3483.80	0.92
Reach-1	20951	2_year_Existing	6200.00	4603.50	4606.60	4606.60	4607.30	0.002503	7.20	2063.41	2458.69	0.77
Reach-1	20951	5_year_Existing	12000.00	4603.50	4607.42	4607.42	4608.33	0.002714	8.96	4117.54	2531.65	0.84
Reach-1	20951	10_year_Existing	18000.00	4603.50	4608.17		4609.18	0.002573	9.92	6064.99	2737.27	0.85
Reach-1	20951	25_year_Existing	28000.00	4603.50	4609.40		4610.36	0.002014	10.39	9713.44	3146.97	0.78
Reach-1	20951	50_year_Existing	36000.00	4603.50	4610.20		4611.19	0.001845	10.88	12307.20	3326.01	0.76
Reach-1	20951	100_year_Existin	48000.00	4603.50	4611.29		4612.29	0.001626	11.37	16041.61	3502.64	0.74
Reach-1	20951	500_year_Existin	120000.00	4603.50	4615.50		4616.91	0.001517	14.82	32185.23	4177.35	0.77
Reach-1	20323	2_year_Existing	6200.00	4601.50	4605.22	4604.59	4605.61	0.001120	5.63	3123.12	1931.42	0.54
Reach-1	20323	5_year_Existing	12000.00	4601.50	4606.47	4605.50	4606.97	0.001106	6.88	5739.44	2289.25	0.56
Reach-1	20323	10_year_Existing	18000.00	4601.50	4607.43		4608.03	0.001132	7.88	8032.95	2508.40	0.59

HEC-RAS Plan: Ex River: Arkansas River Reach: Reach-1 (Continued)

Reach	River Sta	Profile	Q Total	Min Ch El	W.S. Elev	Crit W.S.	E.G. Elev	E.G. Slope	Vel Chnl	Flow Area	Top Width	Froude # Chl
			(cfs)	(ft)	(ft)	(ft)	(ft)	(ft/ft)	(ft/s)	(sq ft)	(ft)	
Reach-1	20323	25_year_Existing	28000.00	4601.50	4606.63		4609.35	0.001156	9.06	11485.40	3091.75	0.61
Reach-1	20323	50_year_Existing	36000.00	4601.50	4609.42		4610.22	0.001174	9.82	13937.66	3100.87	0.63
Reach-1	20323	100_year_Existin	48000.00	4601.50	4610.46		4611.39	0.001217	10.89	17289.62	3582.93	0.65
Reach-1	20323	500_year_Existin	120000.00	4601.50	4614.91		4616.02	0.001092	13.59	39216.68	5283.10	0.66
Reach-1	18919	2_year_Existing	6200.00	4599.50	4603.97		4604.24	0.000810	5.16	3866.15	2042.96	0.46
Reach-1	18919	5_year_Existing	12000.00	4599.50	4605.02		4605.45	0.001028	6.83	6289.88	2549.35	0.55
Reach-1	18919	10_year_Existing	18000.00	4599.50	4606.06		4606.52	0.000967	7.53	9170.02	3002.80	0.55
Reach-1	18919	25_year_Existing	28000.00	4599.50	4607.27		4607.80	0.000976	8.57	12820.47	3011.78	0.57
Reach-1	18919	50_year_Existing	36000.00	4599.50	4608.01		4608.62	0.001030	9.41	15057.30	3026.07	0.59
Reach-1	18919	100_year_Existin	48000.00	4599.50	4609.02		4609.72	0.001073	10.41	19242.58	4520.29	0.62
Reach-1	18919	500_year_Existin	120000.00	4599.50	4612.90		4614.23	0.001466	15.49	36943.58	4593.83	0.76
Reach-1	16894	2_year_Existing	6200.00	4595.50	4599.75	4599.60	4601.12	0.003562	9.40	662.37	250.07	0.94
Reach-1	16894	5_year_Existing	12000.00	4595.50	4601.52	4601.52	4602.59	0.001951	9.21	3738.86	2243.26	0.75
Reach-1	16894	10_year_Existing	18000.00	4595.50	4602.24	4602.24	4603.58	0.002242	10.85	5418.81	2538.90	0.82
Reach-1	16894	25_year_Existing	28000.00	4595.50	4603.30	4603.30	4604.81	0.002279	12.32	8383.48	3041.65	0.85
Reach-1	16894	50_year_Existing	36000.00	4595.50	4604.06	4604.06	4605.59	0.002184	12.97	10803.64	3371.71	0.85
Reach-1	16894	100_year_Existin	48000.00	4595.50	4604.79	4604.79	4606.52	0.002358	14.38	13269.92	3387.88	0.90
Reach-1	16894	500_year_Existin	120000.00	4595.50	4609.22		4610.95	0.001757	16.64	29240.62	3747.94	0.83
Reach-1	16299	2_year_Existing	6200.00	4595.50	4599.17		4599.67	0.001275	5.96	2080.17	1963.13	0.57
Reach-1	16299	5_year_Existing	12000.00	4595.50	4600.46	4599.78	4600.97	0.001053	6.72	5711.95	3383.91	0.55
Reach-1	16299	10_year_Existing	18000.00	4595.50	4601.67	4600.58	4602.06	0.000724	6.50	9831.69	3414.83	0.47
Reach-1	16299	25_year_Existing	28000.00	4595.50	4602.63	4601.32	4603.13	0.000839	7.74	13131.83	3446.42	0.52
Reach-1	16299	50_year_Existing	36000.00	4595.50	4603.28	4601.80	4603.86	0.000903	8.53	15382.71	3449.33	0.55
Reach-1	16299	100_year_Existin	48000.00	4595.50	4604.21	4602.47	4604.87	0.000940	9.41	18598.42	3456.27	0.57
Reach-1	16299	500_year_Existin	120000.00	4595.50	4609.13		4610.00	0.000817	11.92	37578.53	4060.60	0.58
Reach-1	15840	2_year_Existing	6200.00	4595.50	4598.57		4599.03	0.001492	5.63	1941.55	1244.15	0.60
Reach-1	15840	5_year_Existing	12000.00	4595.50	4599.29		4600.23	0.002362	8.27	2847.80	1273.79	0.78
Reach-1	15840	10_year_Existing	18000.00	4595.50	4600.01		4601.38	0.002738	10.09	3801.96	3721.53	0.87
Reach-1	15840	25_year_Existing	28000.00	4595.50	4601.34		4602.51	0.001894	10.09	6849.29	3862.87	0.76
Reach-1	15840	50_year_Existing	36000.00	4595.50	4602.25		4603.28	0.001515	9.99	12416.08	3965.74	0.69
Reach-1	15840	100_year_Existin	48000.00	4595.50	4603.38		4604.34	0.001259	10.15	16960.08	4045.15	0.65
Reach-1	15840	500_year_Existin	120000.00	4595.50	4606.69		4609.63	0.000774	11.35	38541.73	4096.36	0.56
Reach-1	14650	2_year_Existing	6200.00	4591.50	4596.23		4597.10	0.001687	8.01	1929.13	1926.68	0.68
Reach-1	14650	5_year_Existing	12000.00	4591.50	4598.39		4598.75	0.000636	6.48	8891.33	4060.65	0.45
Reach-1	14650	10_year_Existing	18000.00	4591.50	4599.54		4599.83	0.000521	6.53	13587.51	4100.39	0.42
Reach-1	14650	25_year_Existing	28000.00	4591.50	4600.94		4601.23	0.000484	7.05	19380.03	4166.32	0.41
Reach-1	14650	50_year_Existing	36000.00	4591.50	4601.81		4602.12	0.000491	7.55	23036.21	4215.17	0.42
Reach-1	14650	100_year_Existin	48000.00	4591.50	4602.92		4603.25	0.000508	8.24	27727.94	4295.76	0.44
Reach-1	14650	500_year_Existin	120000.00	4591.50	4608.33		4608.76	0.000481	10.48	52092.88	4678.01	0.46
Reach-1	12858	2_year_Existing	6200.00	4589.50	4595.87		4596.05	0.000216	3.52	2489.47	954.22	0.26
Reach-1	12858	5_year_Existing	12000.00	4589.50	4597.77		4598.05	0.000247	4.55	6517.86	3012.80	0.29
Reach-1	12858	10_year_Existing	18000.00	4589.50	4598.75		4599.12	0.000309	5.51	9654.35	3375.84	0.33
Reach-1	12858	25_year_Existing	28000.00	4589.50	4599.93		4600.43	0.000390	6.74	13887.77	3777.39	0.38
Reach-1	12858	50_year_Existing	36000.00	4589.50	4600.64		4601.24	0.000457	7.84	16635.29	4019.11	0.41
Reach-1	12858	100_year_Existin	48000.00	4589.50	4601.55		4602.28	0.000531	8.70	20441.74	4305.06	0.45
Reach-1	12858	500_year_Existin	120000.00	4589.50	4607.01		4607.85	0.000489	10.82	44938.54	4530.99	0.46
Reach-1	12341	2_year_Existing	6200.00	4589.45	4594.10	4594.10	4595.64	0.003351	11.02	1318.74	660.43	0.96
Reach-1	12341	5_year_Existing	12000.00	4589.45	4596.46	4596.46	4597.68	0.001816	10.96	4206.11	2323.84	0.76
Reach-1	12341	10_year_Existing	18000.00	4589.45	4597.37	4597.37	4598.70	0.001917	12.30	6461.41	2597.00	0.80
Reach-1	12341	25_year_Existing	28000.00	4589.45	4598.49	4598.49	4599.94	0.002063	14.01	9586.98	3021.22	0.85
Reach-1	12341	50_year_Existing	36000.00	4589.45	4599.11	4599.11	4600.69	0.002234	15.28	11513.89	3173.93	0.89
Reach-1	12341	100_year_Existin	48000.00	4589.45	4599.84	4599.84	4601.65	0.002529	17.11	13904.10	3358.27	0.98
Reach-1	12341	500_year_Existin	120000.00	4589.45	4606.69		4607.50	0.000917	14.64	42006.84	4511.63	0.63
Reach-1	11805	2_year_Existing	6200.00	4587.50	4592.79	4591.10	4593.21	0.000781	5.78	2615.54	1062.06	0.47
Reach-1	11805	5_year_Existing	12000.00	4587.50	4594.20	4592.83	4594.90	0.001011	7.84	4322.80	2020.44	0.56
Reach-1	11805	10_year_Existing	18000.00	4587.50	4595.09	4594.11	4596.02	0.001206	9.38	6223.50	2220.83	0.63
Reach-1	11805	25_year_Existing	28000.00	4587.50	4596.60	4595.49	4597.70	0.001022	9.99	10333.99	2593.75	0.60
Reach-1	11805	50_year_Existing	36000.00	4587.50	4596.16	4596.26	4596.98	0.000829	9.93	14114.25	2897.63	0.55
Reach-1	11805	100_year_Existin	48000.00	4587.50	4599.90	4597.19	4600.63	0.000681	10.00	19433.60	3271.79	0.51
Reach-1	11805	500_year_Existin	120000.00	4587.50	4606.36		4607.12	0.000528	11.78	44516.50	4210.73	0.49
Reach-1	11305	2_year_Existing	6200.00	4587.50	4591.18	4591.18	4592.43	0.003158	9.22	1082.34	738.39	0.90
Reach-1	11305	5_year_Existing	12000.00	4587.50	4592.85	4592.85	4594.13	0.002198	10.11	3354.61	1949.25	0.80
Reach-1	11305	10_year_Existing	18000.00	4587.50	4593.97		4595.24	0.001901	10.78	5676.49	2183.02	0.77
Reach-1	11305	25_year_Existing	28000.00	4587.50	4596.39		4597.18	0.000943	9.49	11462.74	2585.74	0.57
Reach-1	11305	50_year_Existing	36000.00	4587.50	4597.88		4598.56	0.000746	9.39	15425.49	2822.94	0.52
Reach-1	11305	100_year_Existin	48000.00	4587.50	4599.63		4600.28	0.000619	9.54	20683.05	3109.06	0.49
Reach-1	11305	500_year_Existin	120000.00	4587.50	4606.05		4606.85	0.000536	11.68	43969.88	4149.52	0.49
Reach-1	10805	2_year_Existing	6200.00	4585.50	4590.65	4589.32	4591.27	0.001063	6.58	1941.09	1569.93	0.55
Reach-1	10805	5_year_Existing	12000.00	4585.50	4592.28	4591.37	4592.96	0.000946	7.63	5074.52	2181.73	0.54

HEC-RAS Plan: Ex River: Arkansas River Reach: Reach-1 (Continued)

Reach	River Sta	Profile	Q Total	Min Ch El	W.S. Elev	Crit W.S.	E.G. Elev	E.G. Slope	Vel Chnl	Flow Area	Top Width	Froude # Chl
			(cfs)	(ft)	(ft)	(ft)	(ft)	(ft/ft)	(ft/s)	(sq ft)	(ft)	
Reach-1	10605	10_year_Existing	18000.00	4585.50	4593.95		4594.50	0.000658	7.47	8972.46	2481.18	0.47
Reach-1	10605	25_year_Existing	28000.00	4585.50	4596.31		4596.76	0.000454	7.41	15325.19	2902.80	0.41
Reach-1	10605	50_year_Existing	36000.00	4585.50	4597.77		4598.21	0.000402	7.62	19758.00	3163.38	0.39
Reach-1	10605	100_year_Existin	48000.00	4585.50	4599.53		4599.98	0.000373	8.06	25603.82	3476.81	0.39
Reach-1	10605	500_year_Existin	120000.00	4585.50	4605.96		4606.57	0.000378	10.55	51514.65	4461.42	0.42
Reach-1	10305	2_year_Existing	6200.00	4585.50	4590.41		4590.77	0.000681	5.30	3382.28	2084.30	0.44
Reach-1	10305	5_year_Existing	12000.00	4585.50	4592.23		4592.52	0.000468	5.50	6777.01	3740.66	0.38
Reach-1	10305	10_year_Existing	18000.00	4585.50	4593.99		4594.19	0.000285	5.06	15399.72	3810.47	0.31
Reach-1	10305	25_year_Existing	28000.00	4585.50	4596.38		4596.53	0.000192	4.93	24748.07	4077.02	0.27
Reach-1	10305	50_year_Existing	36000.00	4585.50	4597.85		4598.00	0.000171	5.08	30905.38	4290.86	0.26
Reach-1	10305	100_year_Existin	48000.00	4585.50	4599.62		4599.78	0.000161	5.40	38578.42	4351.48	0.26
Reach-1	10305	500_year_Existin	120000.00	4585.50	4606.07		4606.34	0.000190	7.59	67153.96	4499.04	0.30
Reach-1	9858	2_year_Existing	6200.00	4585.97	4590.04		4590.41	0.000920	5.44	2827.89	1495.23	0.49
Reach-1	9858	5_year_Existing	12000.00	4585.97	4591.94		4592.28	0.000587	5.71	6846.17	2723.32	0.42
Reach-1	9858	10_year_Existing	18000.00	4585.97	4593.79		4594.04	0.000355	5.36	12921.71	3868.84	0.34
Reach-1	9858	25_year_Existing	28000.00	4585.97	4596.25		4596.44	0.000219	5.09	22648.80	3961.15	0.28
Reach-1	9858	50_year_Existing	36000.00	4585.97	4597.73		4597.91	0.000192	5.22	28624.68	4070.56	0.27
Reach-1	9858	100_year_Existin	48000.00	4585.97	4599.51		4599.70	0.000180	5.57	35940.34	4177.43	0.27
Reach-1	9858	500_year_Existin	120000.00	4585.97	4605.92		4606.24	0.000212	7.86	63936.46	4562.62	0.31
Reach-1	8446	2_year_Existing	6200.00	4581.51	4588.43		4589.11	0.000888	6.91	1706.98	1518.12	0.52
Reach-1	8446	5_year_Existing	12000.00	4581.51	4591.26		4591.61	0.000392	6.04	7871.27	2749.22	0.37
Reach-1	8446	10_year_Existing	18000.00	4581.51	4593.40		4593.62	0.000238	5.47	14073.38	3041.51	0.30
Reach-1	8446	25_year_Existing	28000.00	4581.51	4595.97		4596.15	0.000181	5.52	22333.57	3392.17	0.27
Reach-1	8446	50_year_Existing	36000.00	4581.51	4597.47		4597.66	0.000174	5.81	27572.28	3597.33	0.27
Reach-1	8446	100_year_Existin	48000.00	4581.51	4599.24		4599.45	0.000176	6.31	34163.44	3840.17	0.27
Reach-1	8446	500_year_Existin	120000.00	4581.51	4605.57		4605.92	0.000236	9.06	61243.47	4717.46	0.34
Reach-1	7993	2_year_Existing	6200.00	4581.50	4586.30	4586.30	4588.25	0.003776	11.22	555.20	162.83	1.00
Reach-1	7993	5_year_Existing	12000.00	4581.50	4588.71	4588.71	4591.04	0.002772	12.41	1313.28	462.92	0.92
Reach-1	7993	10_year_Existing	18000.00	4581.50	4590.31	4590.31	4593.11	0.002518	13.94	2078.35	558.81	0.91
Reach-1	7993	25_year_Existing	28000.00	4581.50	4592.68	4592.68	4595.68	0.002008	15.02	4094.75	1137.47	0.85
Reach-1	7993	50_year_Existing	36000.00	4581.50	4594.12	4594.12	4597.19	0.001824	15.70	5965.69	1468.06	0.83
Reach-1	7993	100_year_Existin	48000.00	4581.50	4595.78	4595.78	4598.97	0.001714	16.70	8791.52	1892.13	0.82
Reach-1	7993	500_year_Existin	120000.00	4581.50	4601.44	4601.44	4605.34	0.001728	21.40	23393.75	3271.29	0.88
Reach-1	7447	2_year_Existing	6200.00	4581.50	4585.65	4584.81	4586.55	0.001767	7.61	657.61	262.40	0.69
Reach-1	7447	5_year_Existing	12000.00	4581.50	4587.23	4586.68	4588.76	0.001957	10.10	1669.37	610.26	0.77
Reach-1	7447	10_year_Existing	18000.00	4581.50	4588.46	4588.66	4590.30	0.001922	11.48	3443.55	2199.51	0.79
Reach-1	7447	25_year_Existing	28000.00	4581.50	4590.14	4589.96	4591.77	0.001511	11.83	7336.44	2437.10	0.72
Reach-1	7447	50_year_Existing	36000.00	4581.50	4591.36	4590.69	4592.80	0.001250	11.79	10414.28	2609.67	0.67
Reach-1	7447	100_year_Existin	48000.00	4581.50	4592.59	4591.66	4594.09	0.001214	12.80	13740.67	2784.19	0.68
Reach-1	7447	500_year_Existin	120000.00	4581.50	4597.84	4595.51	4599.66	0.001136	15.89	30310.98	3527.14	0.70
Reach-1	6424	2_year_Existing	6200.00	4579.50	4584.88		4585.36	0.000685	5.69	1718.06	742.80	0.45
Reach-1	6424	5_year_Existing	12000.00	4579.50	4586.27		4587.18	0.001004	8.10	2946.47	1700.44	0.56
Reach-1	6424	10_year_Existing	18000.00	4579.50	4587.26		4588.56	0.001259	9.96	4963.30	2107.61	0.65
Reach-1	6424	25_year_Existing	28000.00	4579.50	4588.48		4590.21	0.001504	12.07	7760.61	2578.17	0.72
Reach-1	6424	50_year_Existing	36000.00	4579.50	4589.00		4591.19	0.001843	13.90	9131.33	2644.59	0.81
Reach-1	6424	100_year_Existin	48000.00	4579.50	4589.99		4592.44	0.001962	15.35	11795.91	2769.16	0.85
Reach-1	6424	500_year_Existin	120000.00	4579.50	4596.82		4598.54	0.001007	15.50	33665.54	3635.58	0.68
Reach-1	4485	2_year_Existing	6200.00	4577.59	4581.58	4581.58	4582.85	0.002971	9.37	1167.45	835.36	0.88
Reach-1	4485	5_year_Existing	12000.00	4577.59	4583.18	4583.18	4584.41	0.002127	10.18	3691.50	1834.01	0.79
Reach-1	4485	10_year_Existing	18000.00	4577.59	4584.27	4584.27	4585.56	0.001946	11.07	6135.70	2978.63	0.78
Reach-1	4485	25_year_Existing	28000.00	4577.59	4585.36		4586.77	0.002005	12.51	9390.44	3005.22	0.82
Reach-1	4485	50_year_Existing	36000.00	4577.59	4586.70		4587.76	0.001394	11.67	13435.29	3038.70	0.70
Reach-1	4485	100_year_Existin	48000.00	4577.59	4588.09		4589.08	0.001190	11.92	17690.24	3063.03	0.66
Reach-1	4485	500_year_Existin	120000.00	4577.59	4596.11		4596.84	0.000541	11.89	44712.41	3753.41	0.49
Reach-1	3407	2_year_Existing	6200.00	4575.50	4579.74	4577.79	4579.92	0.000418	3.75	3215.27	1153.40	0.34
Reach-1	3407	5_year_Existing	12000.00	4575.50	4581.71	4578.75	4581.94	0.000350	4.51	5829.11	1510.98	0.33
Reach-1	3407	10_year_Existing	18000.00	4575.50	4583.37	4579.64	4583.66	0.000316	5.07	8799.61	2115.37	0.33
Reach-1	3407	25_year_Existing	28000.00	4575.50	4585.47		4585.80	0.000282	5.64	13944.97	2711.29	0.32
Reach-1	3407	50_year_Existing	36000.00	4575.50	4586.58		4586.96	0.000293	6.18	17165.78	3116.98	0.33
Reach-1	3407	100_year_Existin	48000.00	4575.50	4587.88		4588.32	0.000316	6.93	21550.59	3644.88	0.35
Reach-1	3407	500_year_Existin	120000.00	4575.50	4596.02		4596.42	0.000192	7.62	57670.37	4603.41	0.30
Reach-1	2245	2_year_Existing	6200.00	4573.50	4578.14	4577.41	4579.00	0.001597	7.68	1223.67	590.27	0.66
Reach-1	2245	5_year_Existing	12000.00	4573.50	4579.27		4580.95	0.002407	11.06	1903.65	617.98	0.85
Reach-1	2245	10_year_Existing	18000.00	4573.50	4580.39		4582.65	0.002619	13.10	2633.35	754.66	0.91
Reach-1	2245	25_year_Existing	28000.00	4573.50	4582.69	4582.69	4584.92	0.001884	13.84	5384.06	1731.44	0.81
Reach-1	2245	50_year_Existing	36000.00	4573.50	4583.73	4583.73	4586.07	0.001833	14.50	7389.46	2139.49	0.82
Reach-1	2245	100_year_Existin	48000.00	4573.50	4585.41		4587.47	0.001487	14.51	11518.72	2779.78	0.76
Reach-1	2245	500_year_Existin	120000.00	4573.50	4595.60		4596.13	0.000301	9.99	54025.50	4711.99	0.38
Reach-1	1356	2_year_Existing	6200.00	4573.64	4578.47	4575.99	4577.09	0.002788	7.24	1896.01	999.08	0.81

HEC-RAS Plan: Ex River: Arkansas River Reach: Reach-1 (Continued)

Reach	River Sta	Profile	Q Total	Min Ch El	W.S. Elev	Crit W.S.	E.G. Elev	E.G. Slope	Vel Chnl	Flow Area	Top Width	Froude # Chl
			(cfs)	(ft)	(ft)	(ft)	(ft)	(ft/ft)	(ft/s)	(sq ft)	(ft)	
Reach-1	1356	5_year_Existing	12000.00	4573.64	4578.56	4577.15	4579.13	0.001224	7.19	4179.55	1209.07	0.59
Reach-1	1356	10_year_Existing	18000.00	4573.64	4580.01	4577.99	4580.75	0.001100	8.18	6127.66	1935.65	0.59
Reach-1	1356	25_year_Existing	28000.00	4573.64	4582.36	4579.30	4583.03	0.000710	8.18	11988.83	3347.62	0.50
Reach-1	1356	50_year_Existing	36000.00	4573.64	4583.68	4579.83	4584.32	0.000609	8.35	15538.28	4136.32	0.47
Reach-1	1356	100_year_Existin	48000.00	4573.64	4585.76	4582.22	4586.34	0.000470	8.34	21137.12	4451.92	0.43
Reach-1	1356	500_year_Existin	120000.00	4573.64	4595.23	4585.86	4595.86	0.000278	9.51	47017.04	4562.21	0.36
Reach-1	539	2_year_Existing	6200.00	4570.40	4575.83		4576.20	0.000509	4.89	1742.34	434.24	0.39
Reach-1	539	5_year_Existing	12000.00	4570.40	4577.70		4578.41	0.000649	6.82	2890.85	609.74	0.46
Reach-1	539	10_year_Existing	18000.00	4570.40	4578.73		4579.90	0.000698	8.81	4134.90	2107.90	0.55
Reach-1	539	25_year_Existing	28000.00	4570.40	4580.58		4582.25	0.001004	10.72	9791.33	3600.52	0.61
Reach-1	539	50_year_Existing	36000.00	4570.40	4580.65		4583.35	0.001613	13.66	10053.43	3604.56	0.77
Reach-1	539	100_year_Existin	48000.00	4570.40	4581.71		4585.35	0.001937	16.03	13915.63	3662.11	0.86
Reach-1	539	500_year_Existin	120000.00	4570.40	4588.13	4588.13	4594.77	0.002105	22.77	38259.15	3986.77	0.97
Reach-1	435	2_year_Existing	6200.00	4566.00	4575.91	4571.23	4576.07	0.000135	3.13	2001.64	324.41	0.21
Reach-1	435	5_year_Existing	12000.00	4566.00	4577.85	4572.66	4578.19	0.000225	4.75	2647.40	341.78	0.28
Reach-1	435	10_year_Existing	18000.00	4566.00	4578.96	4573.87	4579.57	0.000338	6.29	3586.78	1506.88	0.35
Reach-1	435	25_year_Existing	28000.00	4566.00	4580.94	4575.64	4581.76	0.000385	7.57	8452.30	2806.59	0.38
Reach-1	435	50_year_Existing	36000.00	4566.00	4581.32	4576.92	4582.50	0.000551	9.24	9504.07	2817.54	0.46
Reach-1	435	100_year_Existin	48000.00	4566.00	4582.77	4579.68	4584.09	0.000577	10.17	13614.01	2850.69	0.48
Reach-1	435	500_year_Existin	120000.00	4566.00	4587.03	4585.78	4589.83	0.001024	16.18	27369.60	3582.49	0.67
Reach-1	344		Bridge									
Reach-1	204	2_year_Existing	6200.00	4568.93	4574.18	4574.18	4575.41	0.004159	8.92	707.06	404.89	0.98
Reach-1	204	5_year_Existing	12000.00	4568.93	4575.64	4575.64	4577.31	0.003295	10.59	1544.43	638.92	0.93
Reach-1	204	10_year_Existing	18000.00	4568.93	4577.03	4577.03	4578.70	0.002395	10.94	3515.48	1732.59	0.83
Reach-1	204	25_year_Existing	28000.00	4568.93	4577.46	4578.52	4580.60	0.004223	15.25	4263.53	1867.95	1.12
Reach-1	204	50_year_Existing	36000.00	4568.93	4579.27	4579.27	4581.24	0.002129	12.95	8257.63	2407.39	0.83
Reach-1	204	100_year_Existin	48000.00	4568.93	4579.87	4579.73	4582.51	0.002687	15.31	9717.93	2496.31	0.95
Reach-1	204	500_year_Existin	120000.00	4568.93	4584.43	4584.43	4588.00	0.002472	19.76	23536.99	3477.10	0.98
Reach-1	49	2_year_Existing	6200.00	4569.50	4573.41	4572.49	4574.17	0.001600	7.01	887.85	248.01	0.65
Reach-1	49	5_year_Existing	12000.00	4569.50	4575.15	4573.99	4576.43	0.001601	9.10	1624.34	1375.96	0.69
Reach-1	49	10_year_Existing	18000.00	4569.50	4576.34	4575.96	4577.90	0.001601	10.40	3583.03	1834.38	0.71
Reach-1	49	25_year_Existing	28000.00	4569.50	4577.80	4577.54	4579.63	0.001602	11.89	6558.10	2247.15	0.74
Reach-1	49	50_year_Existing	36000.00	4569.50	4578.77	4577.79	4580.77	0.001602	12.83	9428.46	3144.42	0.75
Reach-1	49	100_year_Existin	48000.00	4569.50	4579.83	4579.76	4581.92	0.001600	13.81	12757.22	3156.22	0.77
Reach-1	49	500_year_Existin	120000.00	4569.50	4584.49	4583.45	4587.15	0.001600	17.80	27786.76	3370.97	0.82

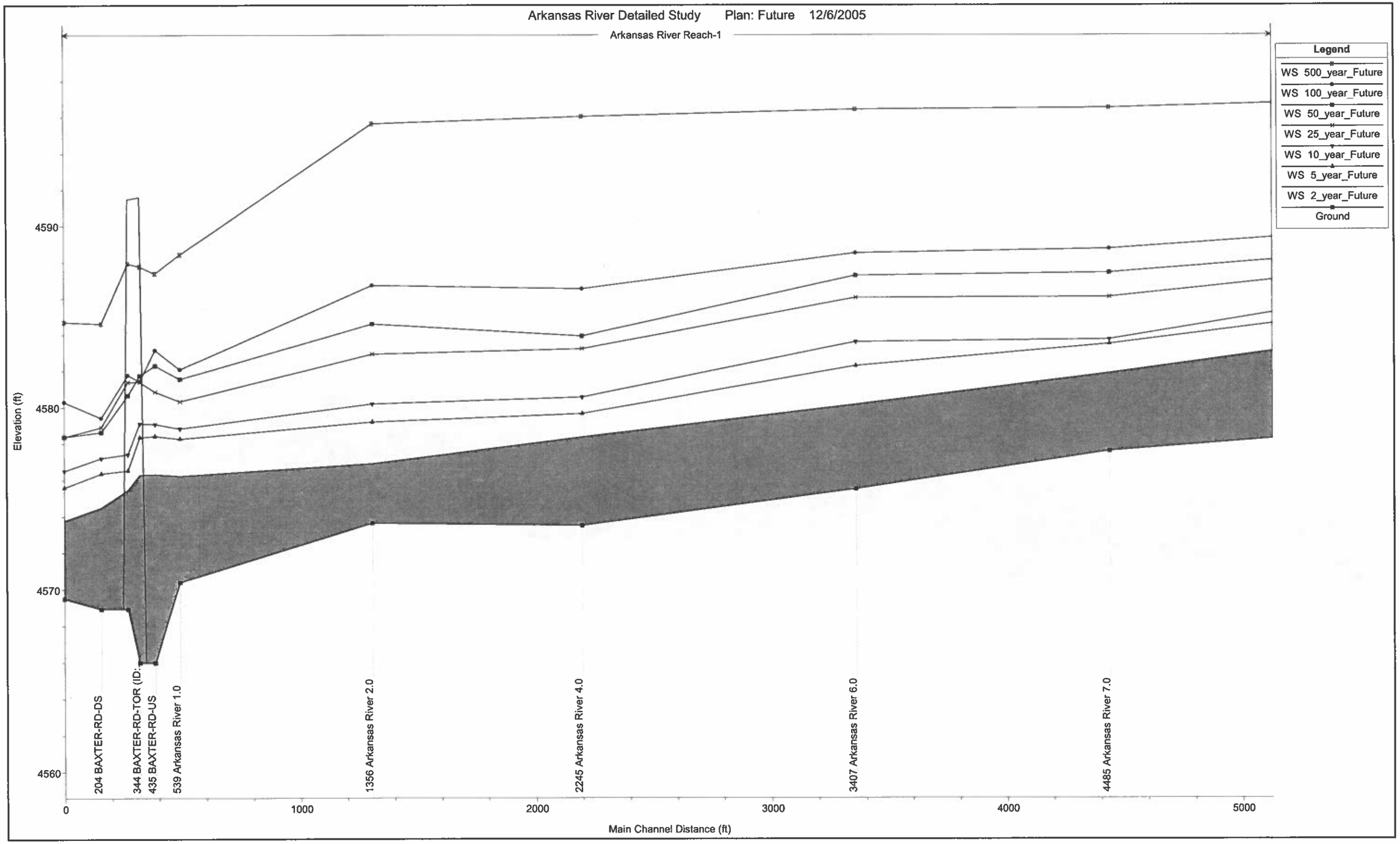
Arkansas River Detailed Study Plan: Future 12/6/2005
Arkansas River Reach-1
Legend
WS 500_year_Future
WS 100_year_Future
WS 50_year_Future
WS 25_year_Future
WS 10_year_Future
WS 5_year_Future
WS 2_year_Future
Ground
Elevation (ft)
4590
4580
4570
4560
204 BAXTER-RD-DS
344 BAXTER-RD-TOR (ID:
435 BAXTER-RD-US
539 Arkansas River 1.0
1356 Arkansas River 2.0
2245 Arkansas River 4.0
3407 Arkansas River 6.0
4485 Arkansas River 7.0
0
1000
2000
3000
4000
5000
Main Channel Distance (ft)

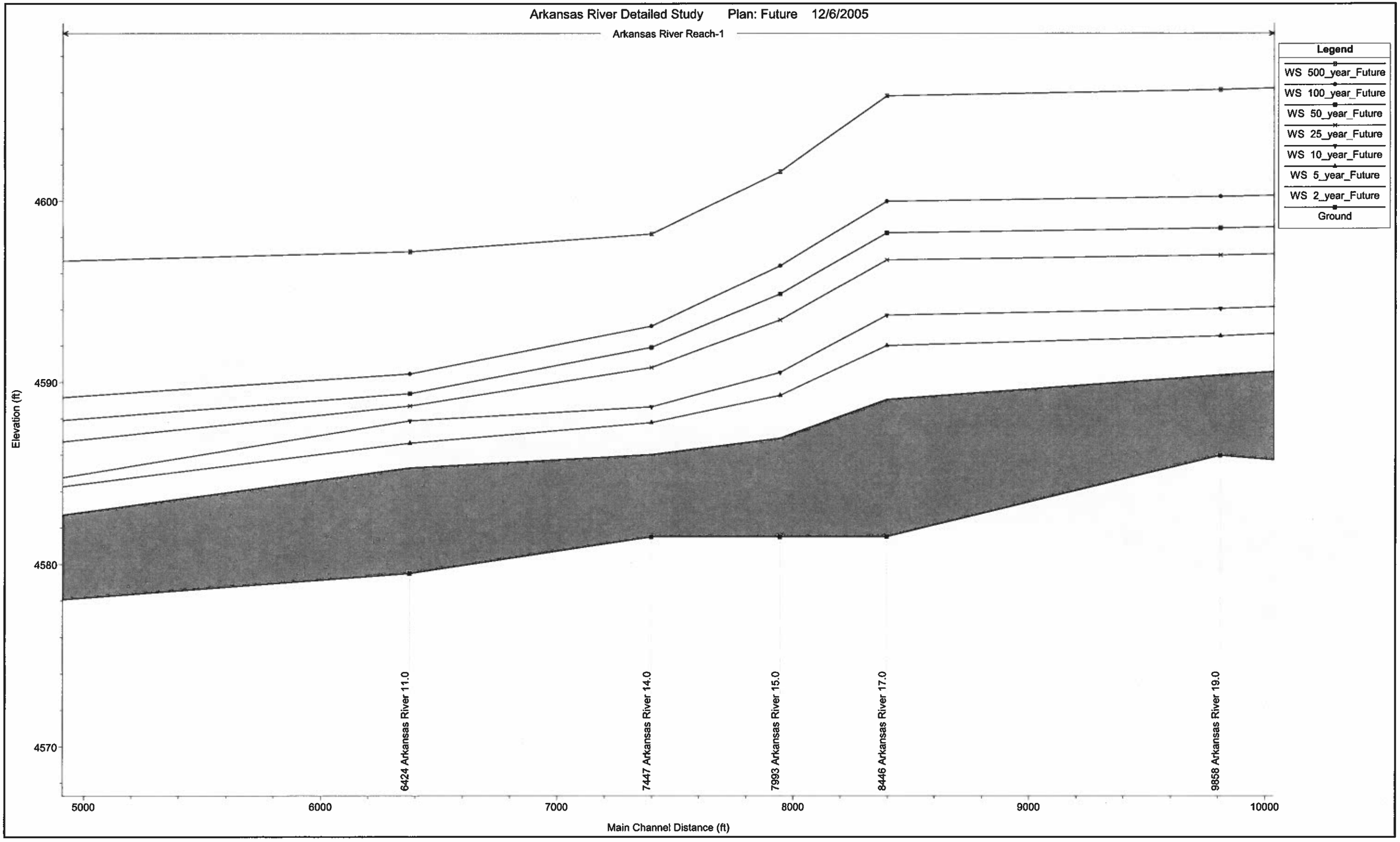
Arkansas River Detailed Study Plan: Future 12/6/2005
Arkansas River Reach-1
Legend
WS 500_year_Future
WS 100_year_Future
WS 50_year_Future
WS 25_year_Future
WS 10_year_Future
WS 5_year_Future
WS 2_year_Future
Ground
Elevation (ft)
4600
4590
4580
4570
6424 Arkansas River 11.0
7447 Arkansas River 14.0
7993 Arkansas River 15.0
8446 Arkansas River 17.0
9858 Arkansas River 19.0
5000
6000
7000
8000
9000
10000
Main Channel Distance (ft)

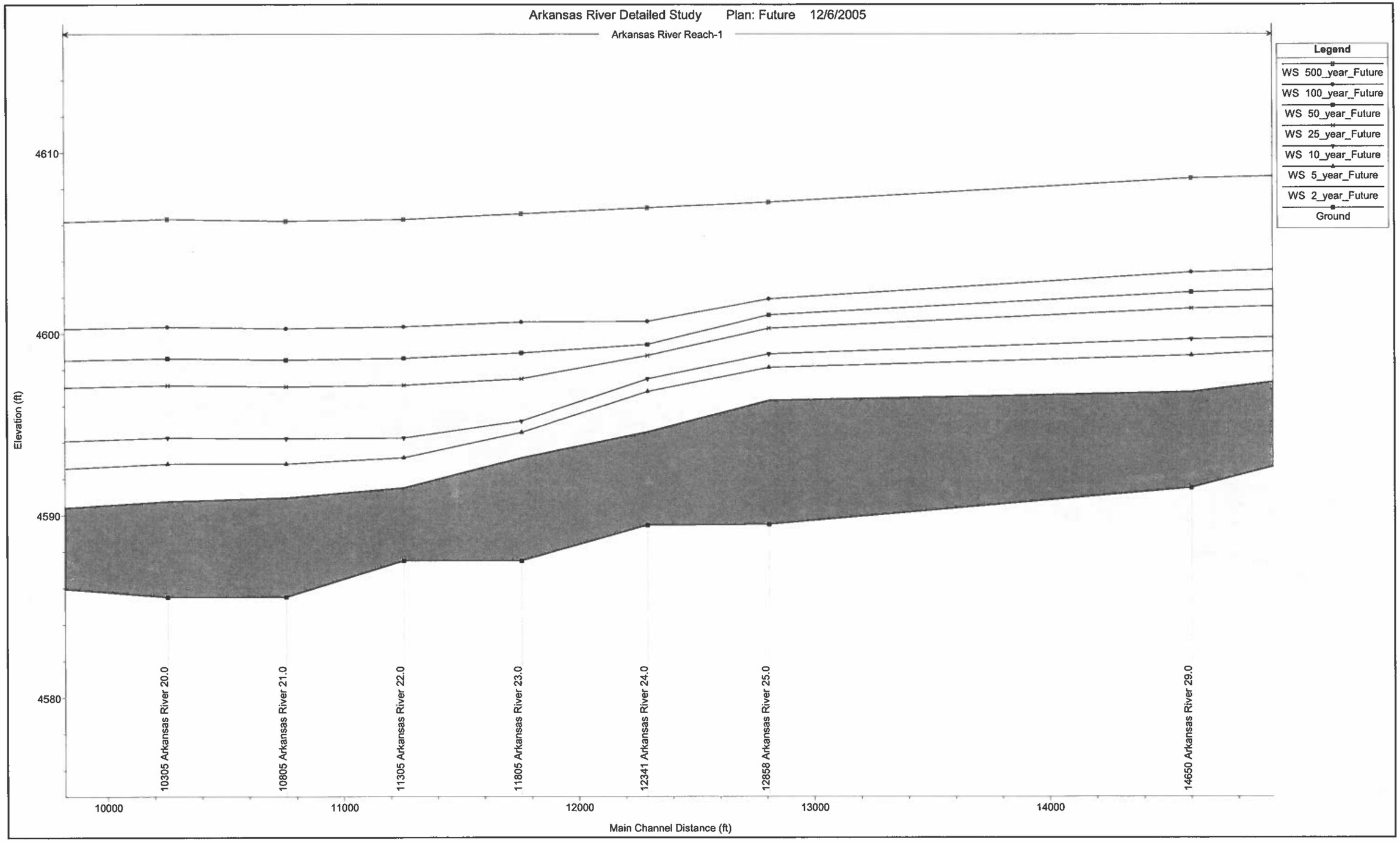
Arkansas River Detailed Study Plan: Future 12/6/2005
Arkansas River Reach-1
Legend
WS 500_year_Future
WS 100_year_Future
WS 50_year_Future
WS 25_year_Future
WS 10_year_Future
WS 5_year_Future
WS 2_year_Future
Ground
Elevation (ft)
4610
4600
4590
4580
10305 Arkansas River 20.0
10805 Arkansas River 21.0
11305 Arkansas River 22.0
11805 Arkansas River 23.0
12341 Arkansas River 24.0
12858 Arkansas River 25.0
14650 Arkansas River 29.0
10000
11000
12000
13000
14000
Main Channel Distance (ft)

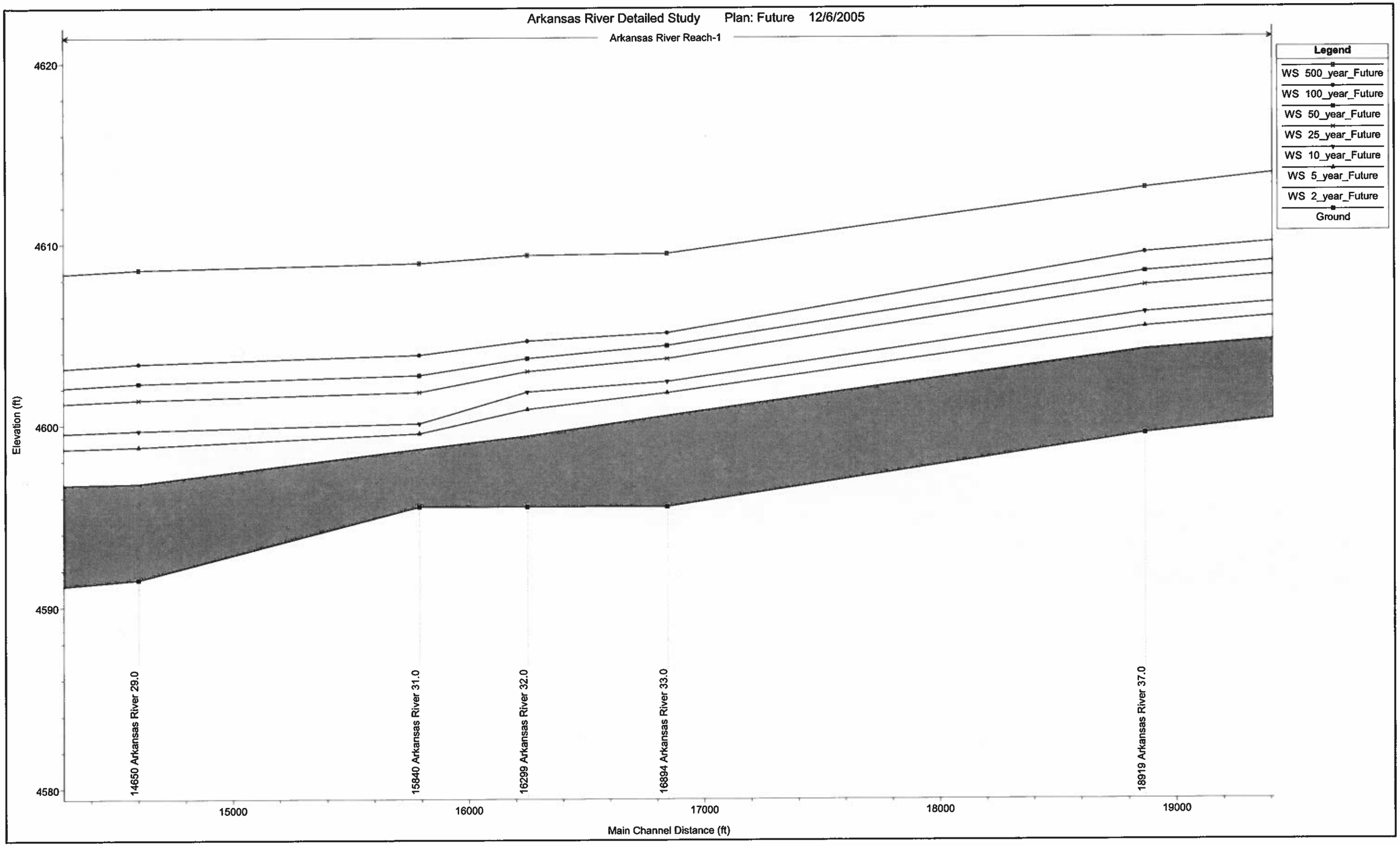
Arkansas River Detailed Study Plan: Future 12/6/2005
Arkansas River Reach-1
Legend
WS 500_year_Future
WS 100_year_Future
WS 50_year_Future
WS 25_year_Future
WS 10_year_Future
WS 5_year_Future
WS 2_year_Future
Ground
Elevation (ft)
4620
4610
4600
4590
4580
14650 Arkansas River 29.0
15840 Arkansas River 31.0
16299 Arkansas River 32.0
16894 Arkansas River 33.0
18919 Arkansas River 37.0
15000
16000
17000
18000
19000
Main Channel Distance (ft)

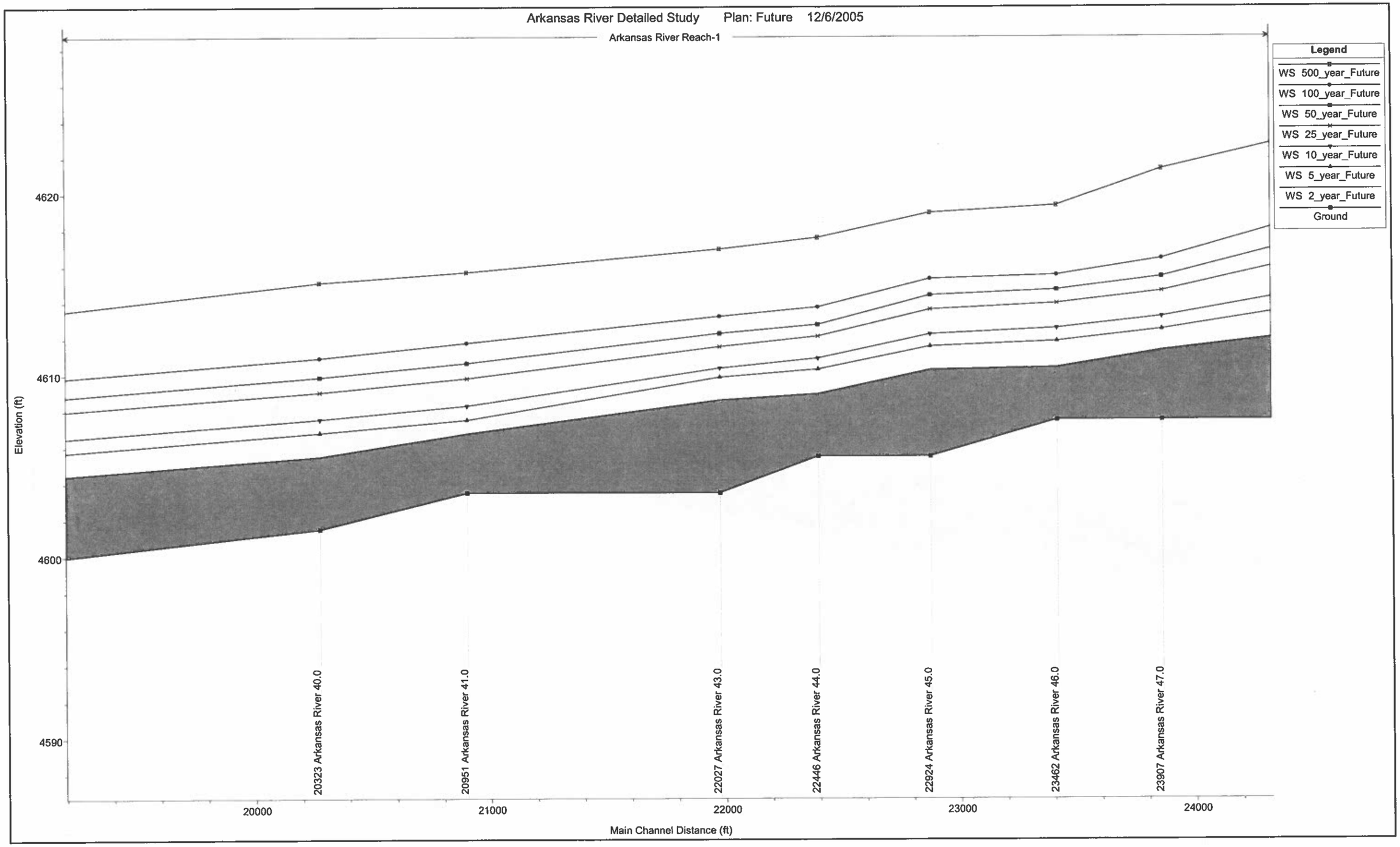
Arkansas River Detailed Study Plan: Future 12/6/2005
Arkansas River Reach-1
Legend
WS 500_year_Future
WS 100_year_Future
WS 50_year_Future
WS 25_year_Future
WS 10_year_Future
WS 5_year_Future
WS 2_year_Future
Ground
Elevation (ft)
4620
4610
4600
4590
20323 Arkansas River 40.0
20951 Arkansas River 41.0
22027 Arkansas River 43.0
22446 Arkansas River 44.0
22924 Arkansas River 45.0
23462 Arkansas River 46.0
23907 Arkansas River 47.0
20000
21000
22000
23000
24000
Main Channel Distance (ft)

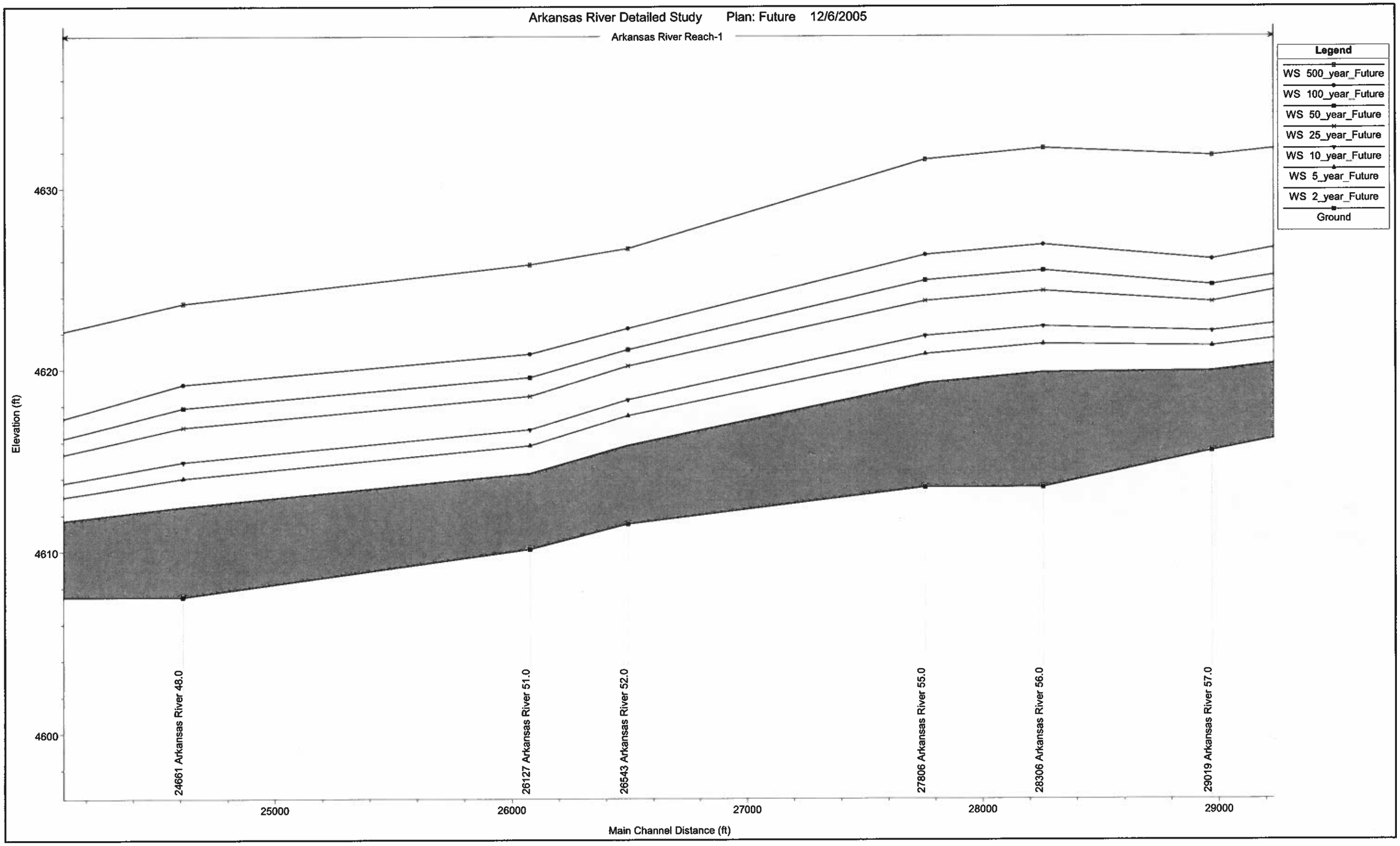
Arkansas River Detailed Study Plan: Future 12/6/2005
Arkansas River Reach-1
Legend
WS 500_year_Future
WS 100_year_Future
WS 50_year_Future
WS 25_year_Future
WS 10_year_Future
WS 5_year_Future
WS 2_year_Future
Ground
Elevation (ft)
4630
4620
4610
4600
24661 Arkansas River 48.0
26127 Arkansas River 51.0
26543 Arkansas River 52.0
27806 Arkansas River 55.0
28306 Arkansas River 56.0
29019 Arkansas River 57.0
25000
26000
27000
28000
29000
Main Channel Distance (ft)

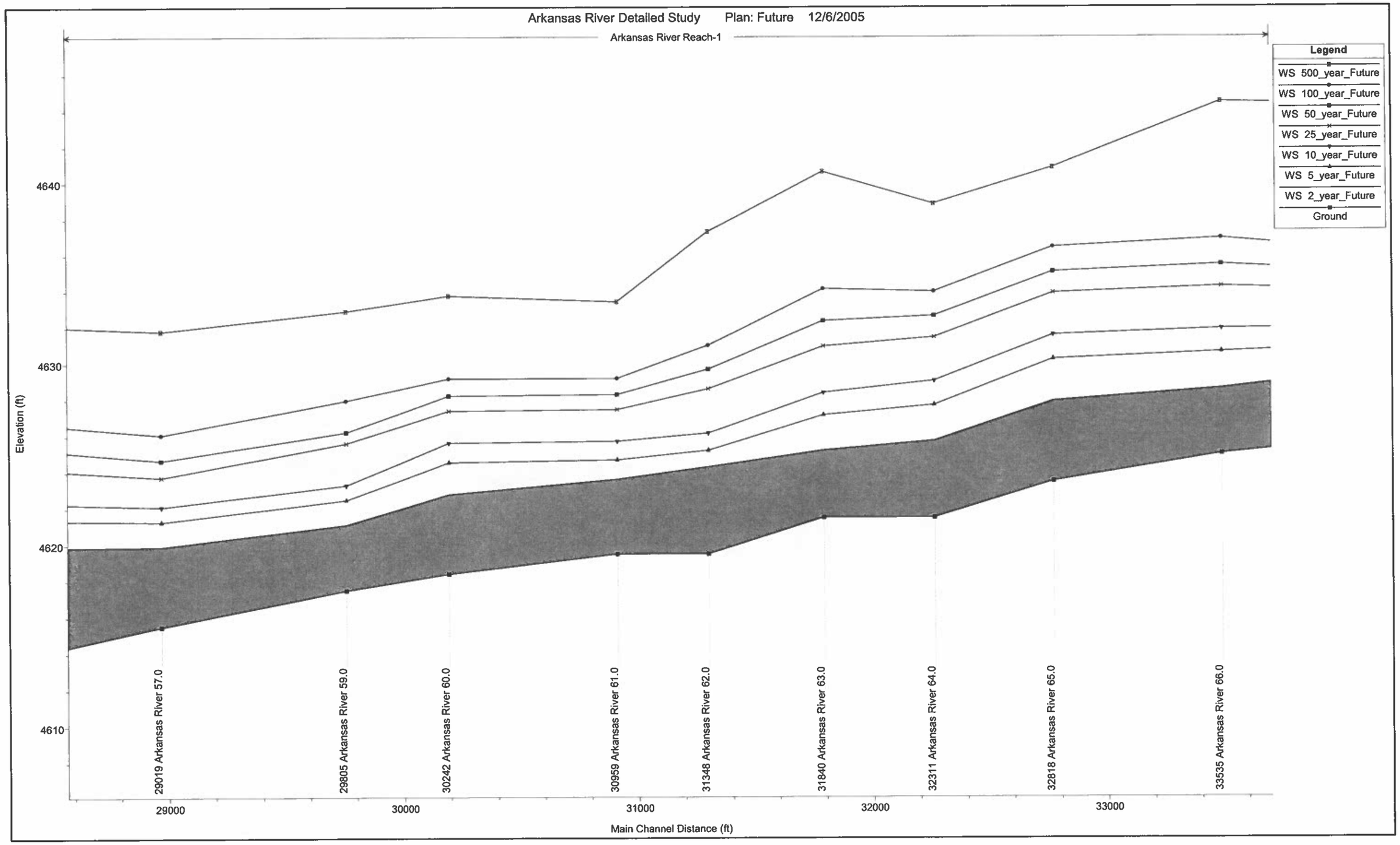
Arkansas River Detailed Study Plan: Future 12/6/2005
Arkansas River Reach-1
Legend
WS 500_year_Future
WS 100_year_Future
WS 50_year_Future
WS 25_year_Future
WS 10_year_Future
WS 5_year_Future
WS 2_year_Future
Ground
Elevation (ft)
4640
4630
4620
4610
29019 Arkansas River 57.0
29805 Arkansas River 59.0
30242 Arkansas River 60.0
30959 Arkansas River 61.0
31348 Arkansas River 62.0
31840 Arkansas River 63.0
32311 Arkansas River 64.0
32818 Arkansas River 65.0
33535 Arkansas River 66.0
29000
30000
31000
32000
33000
Main Channel Distance (ft)

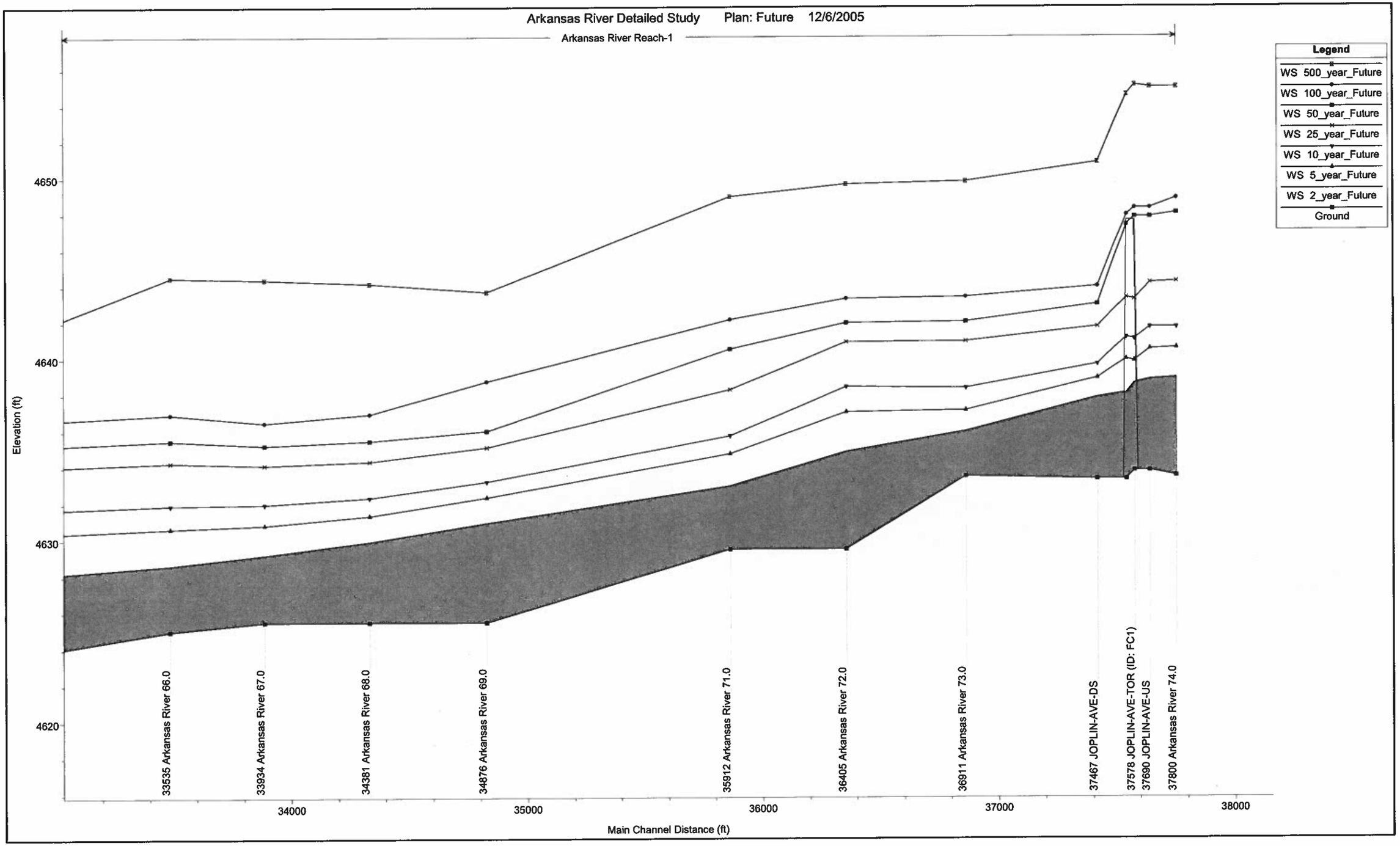
Arkansas River Detailed Study Plan: Future 12/6/2005
Arkansas River Reach-1
Legend
WS 500_year_Future
WS 100_year_Future
WS 50_year_Future
WS 25_year_Future
WS 10_year_Future
WS 5_year_Future
WS 2_year_Future
Ground
Elevation (ft)
4650
4640
4630
4620
33535 Arkansas River 66.0
33934 Arkansas River 67.0
34381 Arkansas River 68.0
34876 Arkansas River 69.0
35912 Arkansas River 71.0
36405 Arkansas River 72.0
36911 Arkansas River 73.0
37467 JOPLIN-AVE-DS
37578 JOPLIN-AVE-TOR (ID: FC1)
37690 JOPLIN-AVE-US
37800 Arkansas River 74.0
34000
35000
36000
37000
38000
Main Channel Distance (ft)

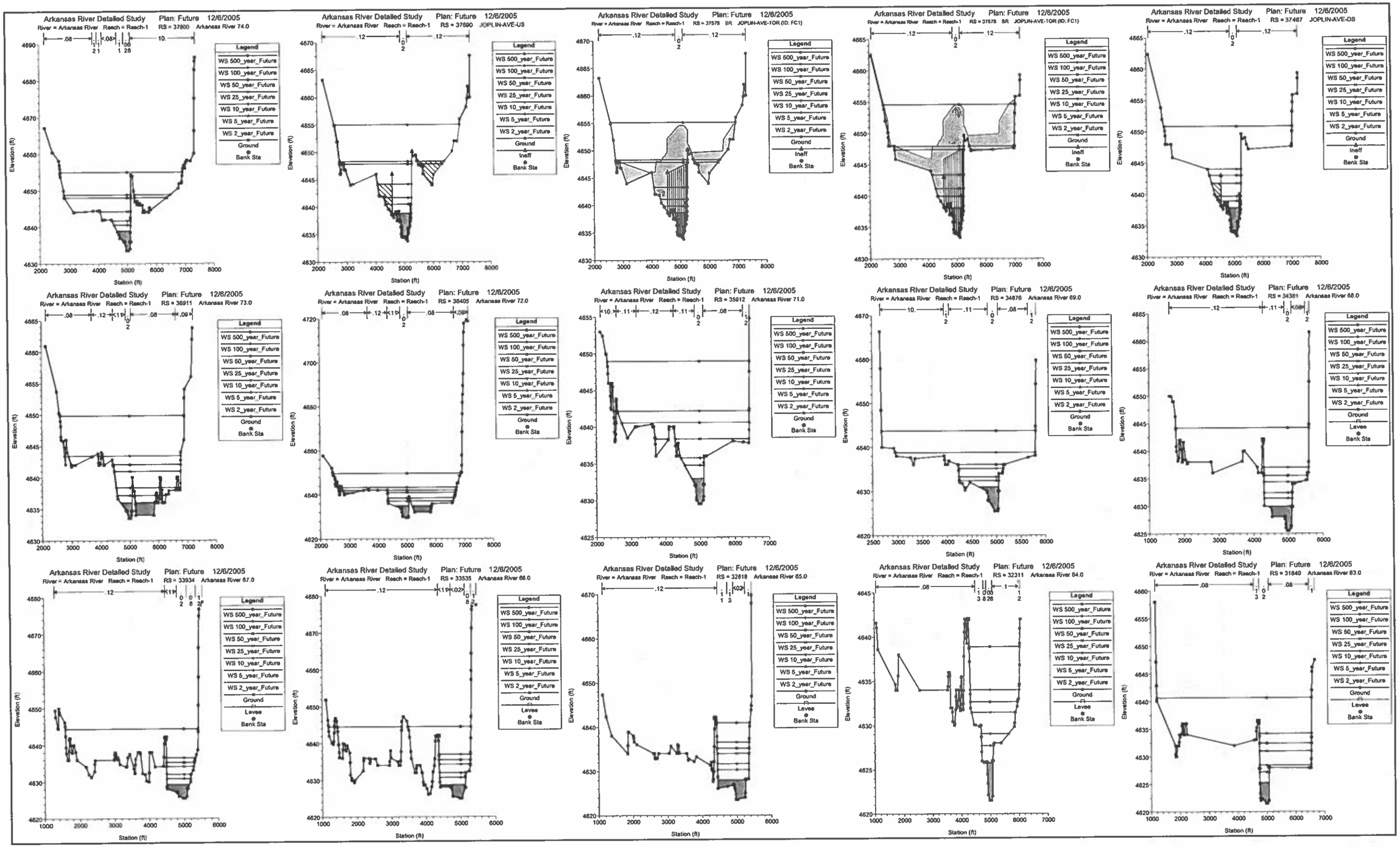
Arkansas River Detailed Study Plan: Future 12/6/2005
River = Arkansas River Reach = Reach-1 RS = 37800 Arkansas River 74.0
River = Arkansas River Reach = Reach-1 RS = 37590 JOPLIN-AVE-US
River = Arkansas River Reach = Reach-1 RS = 37578 BR JOPLIN-AVE-TOR (ID: FC1)
River = Arkansas River Reach = Reach-1 RS = 37578 BR JOPLIN-AVE-TOR (ID: FC1)
River = Arkansas River Reach = Reach-1 RS = 37467 JOPLIN-AVE-DS
River = Arkansas River Reach = Reach-1 RS = 36911 Arkansas River 73.0
River = Arkansas River Reach = Reach-1 RS = 36405 Arkansas River 72.0
River = Arkansas River Reach = Reach-1 RS = 35912 Arkansas River 71.0
River = Arkansas River Reach = Reach-1 RS = 34876 Arkansas River 69.0
River = Arkansas River Reach = Reach-1 RS = 34381 Arkansas River 68.0
River = Arkansas River Reach = Reach-1 RS = 33934 Arkansas River 67.0
River = Arkansas River Reach = Reach-1 RS = 33535 Arkansas River 66.0
River = Arkansas River Reach = Reach-1 RS = 32818 Arkansas River 65.0
River = Arkansas River Reach = Reach-1 RS = 32311 Arkansas River 64.0
River = Arkansas River Reach = Reach-1 RS = 31840 Arkansas River 63.0
Legend
WS 500_year_Future
WS 100_year_Future
WS 50_year_Future
WS 25_year_Future
WS 10_year_Future
WS 5_year_Future
WS 2_year_Future
Ground
Ineff
Levee
Bank Sta
Elevation (ft)
Station (ft)

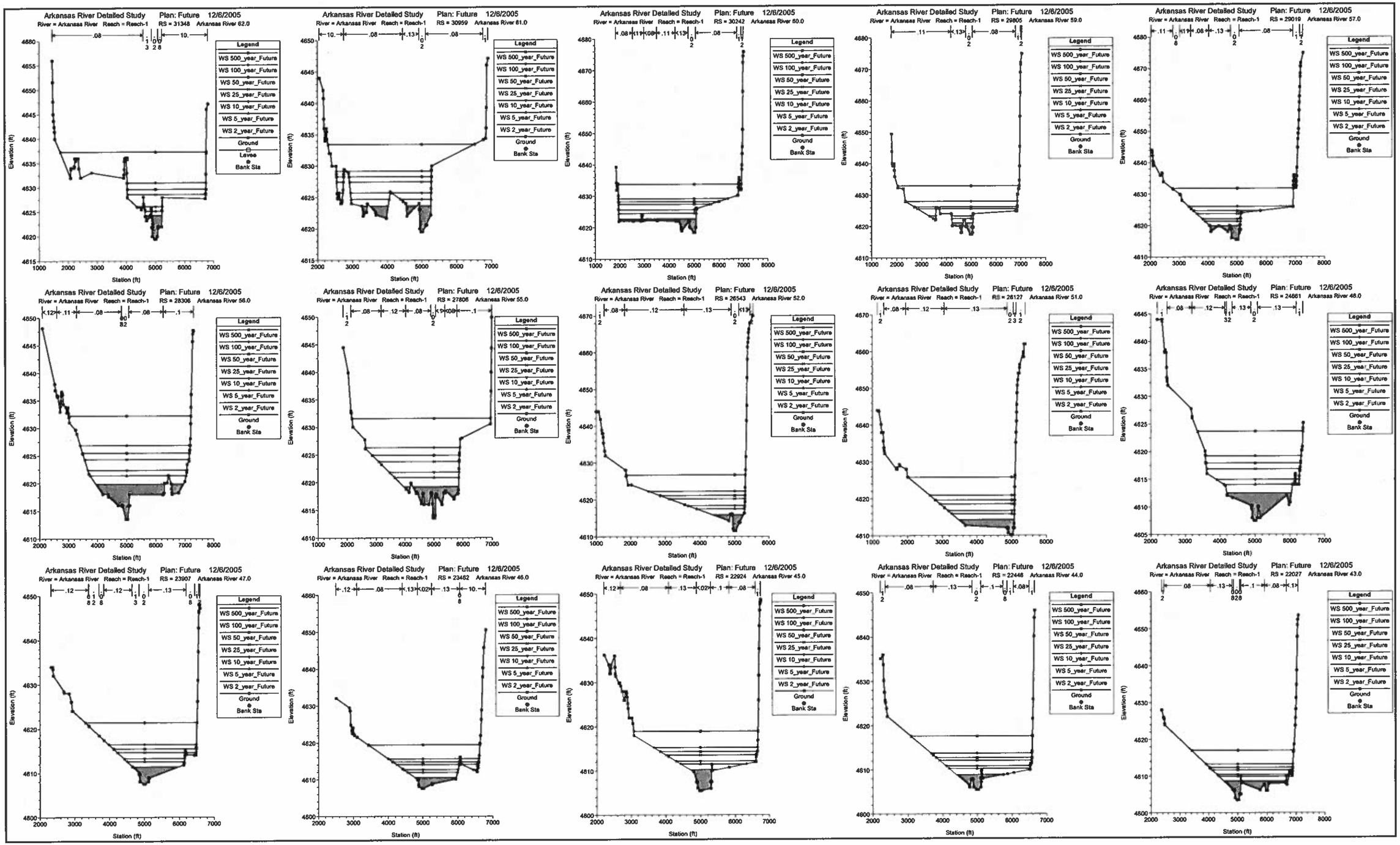
Arkansas River Detailed Study Plan: Future 12/6/2005
River = Arkansas River Reach = Reach-1 RS = 31348 Arkansas River 62.0
River = Arkansas River Reach = Reach-1 RS = 30959 Arkansas River 61.0
River = Arkansas River Reach = Reach-1 RS = 30242 Arkansas River 60.0
River = Arkansas River Reach = Reach-1 RS = 29805 Arkansas River 59.0
River = Arkansas River Reach = Reach-1 RS = 29019 Arkansas River 57.0
River = Arkansas River Reach = Reach-1 RS = 28306 Arkansas River 56.0
River = Arkansas River Reach = Reach-1 RS = 27806 Arkansas River 55.0
River = Arkansas River Reach = Reach-1 RS = 26543 Arkansas River 52.0
River = Arkansas River Reach = Reach-1 RS = 26127 Arkansas River 51.0
River = Arkansas River Reach = Reach-1 RS = 24661 Arkansas River 48.0
River = Arkansas River Reach = Reach-1 RS = 23907 Arkansas River 47.0
River = Arkansas River Reach = Reach-1 RS = 23482 Arkansas River 46.0
River = Arkansas River Reach = Reach-1 RS = 22924 Arkansas River 45.0
River = Arkansas River Reach = Reach-1 RS = 22448 Arkansas River 44.0
River = Arkansas River Reach = Reach-1 RS = 22027 Arkansas River 43.0
Legend
WS 500_year_Future
WS 100_year_Future
WS 50_year_Future
WS 25_year_Future
WS 10_year_Future
WS 5_year_Future
WS 2_year_Future
Ground
Levee
Bank Sta
Elevation (ft)
Station (ft)

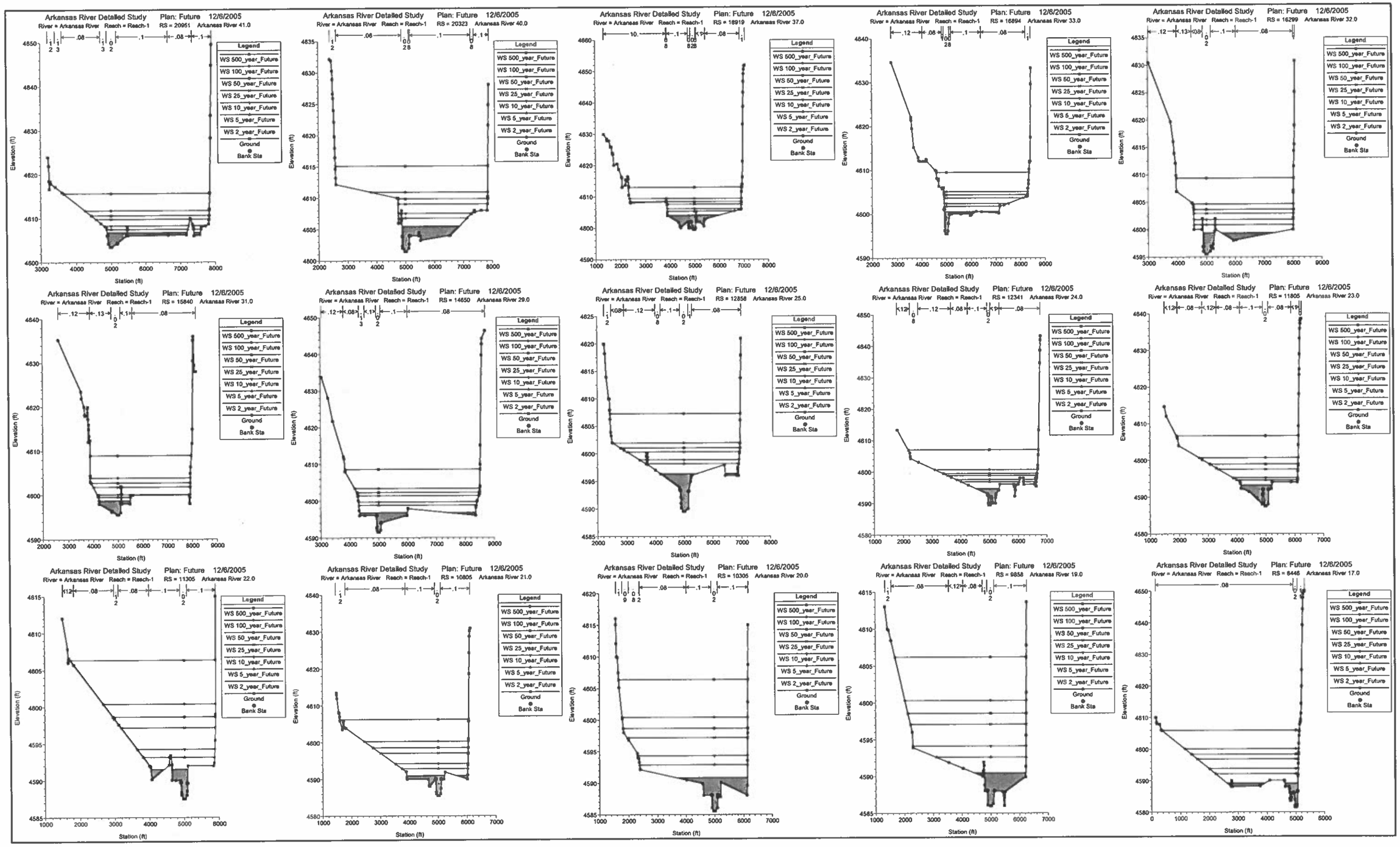
Arkansas River Detailed Study Plan: Future 12/6/2005
River = Arkansas River Reach = Reach-1 RS = 20951 Arkansas River 41.0
River = Arkansas River Reach = Reach-1 RS = 20323 Arkansas River 40.0
River = Arkansas River Reach = Reach-1 RS = 18919 Arkansas River 37.0
River = Arkansas River Reach = Reach-1 RS = 16894 Arkansas River 33.0
River = Arkansas River Reach = Reach-1 RS = 16299 Arkansas River 32.0
River = Arkansas River Reach = Reach-1 RS = 15840 Arkansas River 31.0
River = Arkansas River Reach = Reach-1 RS = 14650 Arkansas River 29.0
River = Arkansas River Reach = Reach-1 RS = 12858 Arkansas River 25.0
River = Arkansas River Reach = Reach-1 RS = 12341 Arkansas River 24.0
River = Arkansas River Reach = Reach-1 RS = 11805 Arkansas River 23.0
River = Arkansas River Reach = Reach-1 RS = 11305 Arkansas River 22.0
River = Arkansas River Reach = Reach-1 RS = 10805 Arkansas River 21.0
River = Arkansas River Reach = Reach-1 RS = 10305 Arkansas River 20.0
River = Arkansas River Reach = Reach-1 RS = 9858 Arkansas River 19.0
River = Arkansas River Reach = Reach-1 RS = 8446 Arkansas River 17.0
Legend
WS 500_year_Future
WS 100_year_Future
WS 50_year_Future
WS 25_year_Future
WS 10_year_Future
WS 5_year_Future
WS 2_year_Future
Ground
Bank Sta
Elevation (ft)
Station (ft)

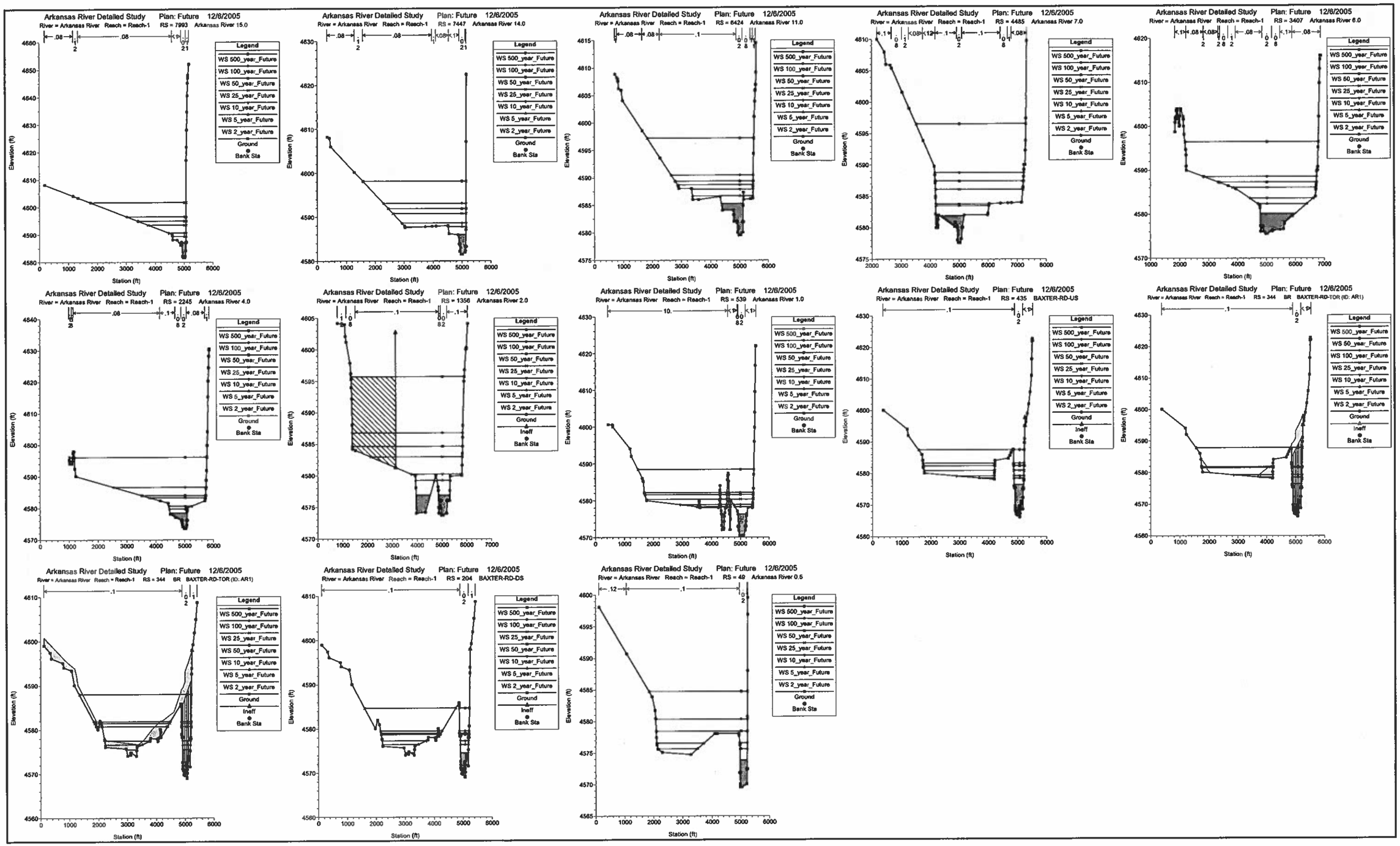
Arkansas River Detailed Study Plan: Future 12/6/2005
River = Arkansas River Reach = Reach-1 RS = 7993 Arkansas River 15.0
River = Arkansas River Reach = Reach-1 RS = 7447 Arkansas River 14.0
River = Arkansas River Reach = Reach-1 RS = 6424 Arkansas River 11.0
River = Arkansas River Reach = Reach-1 RS = 4485 Arkansas River 7.0
River = Arkansas River Reach = Reach-1 RS = 3407 Arkansas River 6.0
River = Arkansas River Reach = Reach-1 RS = 2245 Arkansas River 4.0
River = Arkansas River Reach = Reach-1 RS = 1356 Arkansas River 2.0
River = Arkansas River Reach = Reach-1 RS = 539 Arkansas River 1.0
River = Arkansas River Reach = Reach-1 RS = 435 BAXTER-RD-US
River = Arkansas River Reach = Reach-1 RS = 344 BR BAXTER-RD-TOR (ID: AR1)
River = Arkansas River Reach = Reach-1 RS = 344 BR BAXTER-RD-TOR (ID: AR1)
River = Arkansas River Reach = Reach-1 RS = 204 BAXTER-RD-DS
River = Arkansas River Reach = Reach-1 RS = 48 Arkansas River 0.5
Legend
WS 500_year_Future
WS 100_year_Future
WS 50_year_Future
WS 25_year_Future
WS 10_year_Future
WS 5_year_Future
WS 2_year_Future
Ground
Ineff
Bank Sta
Elevation (ft)
Station (ft)

HEC-RAS Plan: Fu River: Arkansas River Reach: Reach-1

Reach	River Sta	Profile	Q Total	Min Ch El	W.S. Elev	Crit W.S.	E.G. Elev	E.G. Slope	Vel Chnl	Flow Area	Top Width	Froude # Chl
			(cfs)	(ft)	(ft)	(ft)	(ft)	(ft/ft)	(ft/s)	(sq ft)	(ft)	
Reach-1	37800	2_year_Future	7300.00	4633.52	4638.93	4637.50	4639.63	0.001065	6.86	1465.81	458.51	0.55
Reach-1	37800	5_year_Future	14000.00	4633.52	4640.58	4639.27	4641.86	0.001359	9.45	2312.22	566.10	0.66
Reach-1	37800	10_year_Future	19000.00	4633.52	4641.73	4640.33	4643.32	0.001378	10.62	3010.37	644.63	0.68
Reach-1	37800	25_year_Future	32000.00	4633.52	4644.25	4642.97	4646.27	0.001285	12.43	5568.38	1657.80	0.69
Reach-1	37800	50_year_Future	41000.00	4633.52	4646.05	4644.38	4649.03	0.000491	9.51	15992.66	3393.86	0.45
Reach-1	37800	100_year_Future	54000.00	4633.52	4648.86	4646.14	4650.19	0.000650	11.35	18796.00	3553.12	0.52
Reach-1	37800	500_year_Future	124000.00	4633.52	4655.01	4650.79	4656.80	0.000678	14.64	43299.96	4237.43	0.57
Reach-1	37690	2_year_Future	7300.00	4633.81	4638.84	4637.46	4639.48	0.001078	6.53	1463.59	607.33	0.55
Reach-1	37690	5_year_Future	14000.00	4633.81	4640.52	4639.13	4641.63	0.001249	8.73	2581.28	904.11	0.62
Reach-1	37690	10_year_Future	19000.00	4633.81	4641.72	4640.18	4643.04	0.001200	9.64	3403.12	965.00	0.63
Reach-1	37690	25_year_Future	32000.00	4633.81	4644.19	4642.21	4646.06	0.001193	11.69	5106.93	1313.57	0.66
Reach-1	37690	50_year_Future	41000.00	4633.81	4647.84	4643.41	4648.94	0.000520	9.54	14283.85	3283.83	0.46
Reach-1	37690	100_year_Future	54000.00	4633.81	4648.32	4644.95	4650.01	0.000777	11.94	15478.98	3431.04	0.57
Reach-1	37690	500_year_Future	124000.00	4633.81	4655.02	4651.35	4656.65	0.000600	13.65	44247.69	4338.03	0.53
Reach-1	37578		Bridge									
Reach-1	37467	2_year_Future	7300.00	4633.34	4637.85	4636.99	4638.70	0.001660	7.46	1186.28	477.09	0.67
Reach-1	37467	5_year_Future	14000.00	4633.34	4638.91	4638.67	4640.73	0.002641	11.04	1807.91	752.45	0.88
Reach-1	37467	10_year_Future	19000.00	4633.34	4639.69	4639.69	4642.06	0.002875	12.70	2332.29	860.67	0.94
Reach-1	37467	25_year_Future	32000.00	4633.34	4641.76	4641.76	4644.95	0.002668	15.05	3752.52	1007.42	0.95
Reach-1	37467	50_year_Future	41000.00	4633.34	4643.01	4643.01	4646.38	0.002423	15.84	5724.72	1082.38	0.93
Reach-1	37467	100_year_Future	54000.00	4633.34	4644.00	4644.00	4648.46	0.002855	18.42	6819.77	1141.39	1.03
Reach-1	37467	500_year_Future	124000.00	4633.34	4650.65	4651.27	4654.94	0.001648	19.81	28459.34	4434.74	0.85
Reach-1	36911	2_year_Future	7300.00	4633.50	4635.99	4635.99	4636.97	0.007175	10.38	1787.60	1050.00	1.26
Reach-1	36911	5_year_Future	14000.00	4633.50	4637.15	4637.15	4638.41	0.005476	12.13	3343.94	1482.70	1.18
Reach-1	36911	10_year_Future	19000.00	4633.50	4638.38	4638.04	4639.41	0.003093	11.28	5509.54	2070.53	0.94
Reach-1	36911	25_year_Future	32000.00	4633.50	4640.96	4639.20	4641.69	0.001397	10.25	11188.00	2298.31	0.68
Reach-1	36911	50_year_Future	41000.00	4633.50	4642.05	4639.74	4642.81	0.001267	10.73	13727.08	2531.24	0.66
Reach-1	36911	100_year_Future	54000.00	4633.50	4643.41	4640.86	4644.21	0.001145	11.31	18071.82	3678.65	0.65
Reach-1	36911	500_year_Future	124000.00	4633.50	4649.81	4644.40	4650.48	0.000621	11.72	44767.69	4298.65	0.52
Reach-1	36405	2_year_Future	7300.00	4629.50	4634.87	4633.10	4635.15	0.000540	4.78	3101.53	1158.43	0.39
Reach-1	36405	5_year_Future	14000.00	4629.50	4637.05	4634.29	4637.43	0.000471	5.72	6882.42	2219.57	0.39
Reach-1	36405	10_year_Future	19000.00	4629.50	4638.45		4638.79	0.000369	5.72	10030.46	2302.12	0.35
Reach-1	36405	25_year_Future	32000.00	4629.50	4640.92		4641.28	0.000322	6.39	15985.07	2727.35	0.35
Reach-1	36405	50_year_Future	41000.00	4629.50	4641.98		4642.41	0.000348	7.07	19100.01	3154.99	0.37
Reach-1	36405	100_year_Future	54000.00	4629.50	4643.32		4643.81	0.000367	7.81	24441.52	4067.47	0.38
Reach-1	36405	500_year_Future	124000.00	4629.50	4649.66		4650.23	0.000315	9.43	51486.29	4438.34	0.38
Reach-1	35912	2_year_Future	7300.00	4629.50	4632.98	4632.98	4634.47	0.003943	9.80	794.38	352.05	0.99
Reach-1	35912	5_year_Future	14000.00	4629.50	4634.78	4634.66	4636.78	0.002993	11.59	1597.08	552.69	0.93
Reach-1	35912	10_year_Future	19000.00	4629.50	4635.74		4638.18	0.002860	12.83	2196.84	670.21	0.94
Reach-1	35912	25_year_Future	32000.00	4629.50	4638.29		4640.75	0.001962	13.54	5957.94	2530.19	0.83
Reach-1	35912	50_year_Future	41000.00	4629.50	4640.54		4642.03	0.001026	11.48	12547.32	3736.57	0.62
Reach-1	35912	100_year_Future	54000.00	4629.50	4642.17		4643.47	0.000848	11.47	18754.11	3883.71	0.58
Reach-1	35912	500_year_Future	124000.00	4629.50	4648.97		4649.99	0.000513	11.98	46136.25	4122.73	0.48
Reach-1	34876	2_year_Future	7300.00	4625.50	4630.97	4629.82	4631.90	0.001462	7.79	1092.00	473.39	0.64
Reach-1	34876	5_year_Future	14000.00	4625.50	4632.38		4634.18	0.002045	11.01	2023.28	797.66	0.80
Reach-1	34876	10_year_Future	19000.00	4625.50	4633.24		4635.52	0.002237	12.61	2717.96	805.80	0.85
Reach-1	34876	25_year_Future	32000.00	4625.50	4635.13		4638.40	0.002465	15.58	4344.41	908.59	0.93
Reach-1	34876	50_year_Future	41000.00	4625.50	4636.03	4635.96	4640.12	0.002771	17.64	5170.57	951.28	1.00
Reach-1	34876	100_year_Future	54000.00	4625.50	4638.77	4638.77	4642.05	0.001744	16.53	10531.82	2830.33	0.83
Reach-1	34876	500_year_Future	124000.00	4625.50	4643.71	4643.71	4648.66	0.002029	22.32	25622.04	3115.75	0.95
Reach-1	34381	2_year_Future	7300.00	4625.50	4629.93	4629.52	4631.00	0.002297	8.66	1535.76	740.94	0.78
Reach-1	34381	5_year_Future	14000.00	4625.50	4631.36	4631.18	4633.02	0.002502	11.18	2689.85	811.03	0.86
Reach-1	34381	10_year_Future	19000.00	4625.50	4632.35	4632.04	4634.27	0.002394	12.28	3494.07	816.48	0.87
Reach-1	34381	25_year_Future	32000.00	4625.50	4634.35	4633.93	4637.01	0.002413	14.84	5192.56	1068.35	0.91
Reach-1	34381	50_year_Future	41000.00	4625.50	4635.48	4635.35	4638.54	0.002409	16.16	6577.95	1258.26	0.93
Reach-1	34381	100_year_Future	54000.00	4625.50	4636.97	4636.83	4640.41	0.002332	17.54	8485.78	1299.83	0.94
Reach-1	34381	500_year_Future	124000.00	4625.50	4644.18	4642.46	4646.53	0.001128	17.15	33630.45	3839.81	0.71
Reach-1	33934	2_year_Future	7300.00	4625.50	4629.21	4628.65	4629.97	0.001917	7.22	1493.96	649.47	0.70
Reach-1	33934	5_year_Future	14000.00	4625.50	4630.84	4629.97	4631.94	0.001692	8.86	2605.68	894.56	0.70
Reach-1	33934	10_year_Future	19000.00	4625.50	4631.99	4630.80	4633.24	0.001484	9.54	3409.04	702.11	0.68
Reach-1	33934	25_year_Future	32000.00	4625.50	4634.14	4632.50	4635.92	0.001460	11.58	5035.35	791.14	0.71
Reach-1	33934	50_year_Future	41000.00	4625.50	4635.23	4633.72	4637.43	0.001539	12.91	5913.45	810.25	0.74
Reach-1	33934	100_year_Future	54000.00	4625.50	4636.48	4635.11	4639.34	0.001714	14.62	6946.69	845.46	0.80
Reach-1	33934	500_year_Future	124000.00	4625.50	4644.39	4641.13	4645.90	0.000637	13.11	40046.48	3840.17	0.54
Reach-1	33535	2_year_Future	7300.00	4625.00	4628.63	4627.89	4629.21	0.001637	6.13	1378.39	730.84	0.63
Reach-1	33535	5_year_Future	14000.00	4625.00	4630.65	4629.11	4631.31	0.000962	6.68	2870.89	746.67	0.53
Reach-1	33535	10_year_Future	19000.00	4625.00	4631.93	4629.82	4632.66	0.000795	7.08	3835.28	760.55	0.50
Reach-1	33535	25_year_Future	32000.00	4625.00	4634.28	4631.39	4635.29	0.000736	8.43	5874.63	898.50	0.51
Reach-1	33535	50_year_Future	41000.00	4625.00	4635.49	4632.36	4636.72	0.000758	9.35	6970.44	905.53	0.53

HEC-RAS Plan: Fu River: Arkansas River Reach: Reach-1 (Continued)

Reach	River Sta	Profile	Q Total	Min Ch El	W.S. Elev	Crit W.S.	E.G. Elev	E.G. Slope	Vel Chnl	Flow Area	Top Width	Froude # Chl
			(cfs)	(ft)	(ft)	(ft)	(ft)	(ft/ft)	(ft/s)	(sq ft)	(ft)	
Reach-1	33535	100_year_Future	54000.00	4625.00	4636.94	4633.81	4638.50	0.000610	10.60	8288.34	913.73	0.56
Reach-1	33535	500_year_Future	124000.00	4625.00	4644.51	4638.83	4645.57	0.000389	10.36	43700.41	3867.75	0.42
Reach-1	32818	2_year_Future	7300.00	4623.50	4627.94	4626.54	4628.34	0.000627	5.22	2049.09	811.40	0.47
Reach-1	32818	5_year_Future	14000.00	4623.50	4630.26	4627.85	4630.74	0.000558	5.88	4132.69	910.06	0.42
Reach-1	32818	10_year_Future	19000.00	4623.50	4631.60	4628.62	4632.16	0.000509	6.40	5356.86	915.29	0.41
Reach-1	32818	25_year_Future	32000.00	4623.50	4633.93	4630.22	4634.78	0.000554	8.01	7503.29	924.38	0.45
Reach-1	32818	50_year_Future	41000.00	4623.50	4635.10	4631.16	4636.19	0.000613	9.08	8587.87	928.95	0.48
Reach-1	32818	100_year_Future	54000.00	4623.50	4636.47	4632.41	4637.92	0.000706	10.54	9864.75	934.29	0.53
Reach-1	32818	500_year_Future	124000.00	4623.50	4640.87	4637.78	4644.82	0.001300	17.51	14037.29	973.15	0.75
Reach-1	32311	2_year_Future	7300.00	4621.50	4625.75	4625.67	4627.44	0.003763	10.43	699.72	201.15	0.99
Reach-1	32311	5_year_Future	14000.00	4621.50	4627.72	4627.72	4630.01	0.002915	12.34	1454.92	414.76	0.93
Reach-1	32311	10_year_Future	19000.00	4621.50	4629.06	4629.06	4631.49	0.002379	12.92	2444.92	957.40	0.88
Reach-1	32311	25_year_Future	32000.00	4621.50	4631.47	4631.47	4634.13	0.001944	14.31	5611.98	1522.86	0.83
Reach-1	32311	50_year_Future	41000.00	4621.50	4632.66	4632.66	4635.51	0.001882	15.27	7517.59	1642.24	0.84
Reach-1	32311	100_year_Future	54000.00	4621.50	4634.00	4634.00	4637.20	0.001912	16.70	9772.06	1703.76	0.86
Reach-1	32311	500_year_Future	124000.00	4621.50	4638.88	4638.88	4643.87	0.002224	22.71	18233.40	1762.89	0.98
Reach-1	31840	2_year_Future	7300.00	4621.50	4625.22	4624.48	4625.96	0.001816	6.91	1056.18	326.30	0.68
Reach-1	31840	5_year_Future	14000.00	4621.50	4627.17	4625.86	4628.22	0.001413	8.24	1699.26	333.19	0.64
Reach-1	31840	10_year_Future	19000.00	4621.50	4628.41	4626.75	4629.61	0.001238	8.87	2766.75	1789.33	0.62
Reach-1	31840	25_year_Future	32000.00	4621.50	4630.98	4629.41	4632.07	0.000829	9.12	7379.27	1802.14	0.54
Reach-1	31840	50_year_Future	41000.00	4621.50	4632.38	4630.34	4633.47	0.000724	9.40	9914.23	1806.88	0.52
Reach-1	31840	100_year_Future	54000.00	4621.50	4634.16	4631.39	4635.27	0.000641	9.84	13127.57	1813.63	0.50
Reach-1	31840	500_year_Future	124000.00	4621.50	4640.64	4635.47	4641.33	0.000337	9.51	49816.28	5361.06	0.39
Reach-1	31348	2_year_Future	7300.00	4619.50	4624.31	4623.32	4625.16	0.001443	7.57	1343.41	541.62	0.64
Reach-1	31348	5_year_Future	14000.00	4619.50	4625.22	4625.07	4627.20	0.002696	11.72	1846.77	563.42	0.90
Reach-1	31348	10_year_Future	19000.00	4619.50	4626.17	4626.17	4628.62	0.002742	13.20	2463.08	844.48	0.93
Reach-1	31348	25_year_Future	32000.00	4619.50	4628.62	4628.62	4631.29	0.002131	14.49	6189.30	2693.08	0.87
Reach-1	31348	50_year_Future	41000.00	4619.50	4629.70	4629.70	4632.71	0.002150	15.74	9105.32	2700.66	0.89
Reach-1	31348	100_year_Future	54000.00	4619.50	4631.03	4631.03	4634.50	0.002203	17.34	12699.95	2708.55	0.92
Reach-1	31348	500_year_Future	124000.00	4619.50	4637.33	4637.33	4640.75	0.001543	19.58	39144.43	5030.10	0.83
Reach-1	30959	2_year_Future	7300.00	4619.50	4623.63		4624.48	0.002127	8.20	2113.12	1337.31	0.75
Reach-1	30959	5_year_Future	14000.00	4619.50	4624.70		4625.96	0.002563	10.66	4041.85	2049.37	0.86
Reach-1	30959	10_year_Future	19000.00	4619.50	4625.73	4625.38	4626.78	0.001876	10.38	6356.41	2443.32	0.76
Reach-1	30959	25_year_Future	32000.00	4619.50	4627.48	4626.67	4628.55	0.001577	11.35	10772.09	2551.38	0.73
Reach-1	30959	50_year_Future	41000.00	4619.50	4628.31	4627.32	4629.49	0.001613	12.30	12895.39	2579.62	0.75
Reach-1	30959	100_year_Future	54000.00	4619.50	4629.21	4628.15	4630.67	0.001819	13.98	15238.20	2680.25	0.81
Reach-1	30959	500_year_Future	124000.00	4619.50	4633.45	4631.95	4635.62	0.001927	18.49	29631.12	4222.28	0.89
Reach-1	30242	2_year_Future	7300.00	4618.41	4622.80	4621.87	4623.24	0.001198	5.90	3660.09	3084.28	0.56
Reach-1	30242	5_year_Future	14000.00	4618.41	4624.56		4624.86	0.000638	5.61	9111.50	3128.54	0.43
Reach-1	30242	10_year_Future	19000.00	4618.41	4625.64		4625.92	0.000507	5.65	12503.79	3133.21	0.40
Reach-1	30242	25_year_Future	32000.00	4618.41	4627.41		4627.75	0.000498	6.61	18461.78	3712.55	0.41
Reach-1	30242	50_year_Future	41000.00	4618.41	4628.24		4628.64	0.000539	7.34	21672.21	4040.95	0.44
Reach-1	30242	100_year_Future	54000.00	4618.41	4629.19		4629.68	0.000607	8.33	25690.93	4417.77	0.47
Reach-1	30242	500_year_Future	124000.00	4618.41	4633.78		4634.46	0.000601	10.72	47874.74	4975.24	0.50
Reach-1	29805	2_year_Future	7300.00	4617.50	4621.13	4621.13	4622.30	0.003807	8.99	1348.67	753.56	0.96
Reach-1	29805	5_year_Future	14000.00	4617.50	4622.48	4622.48	4624.18	0.003370	11.05	2465.55	956.39	0.96
Reach-1	29805	10_year_Future	19000.00	4617.50	4623.30	4623.30	4625.29	0.003203	12.16	3318.02	1135.70	0.97
Reach-1	29805	25_year_Future	32000.00	4617.50	4625.61	4625.61	4627.24	0.001831	11.88	9392.81	3899.58	0.78
Reach-1	29805	50_year_Future	41000.00	4617.50	4626.22		4628.08	0.002005	13.13	11847.84	4148.73	0.83
Reach-1	29805	100_year_Future	54000.00	4617.50	4627.97		4629.24	0.001243	11.82	19409.93	4507.57	0.67
Reach-1	29805	500_year_Future	124000.00	4617.50	4632.93		4634.10	0.000881	13.13	42312.57	4906.91	0.61
Reach-1	29019	2_year_Future	7300.00	4615.50	4619.92	4618.66	4620.45	0.001046	5.95	1877.34	1029.60	0.53
Reach-1	29019	5_year_Future	14000.00	4615.50	4621.29	4620.21	4622.19	0.001257	7.96	3410.06	1207.75	0.61
Reach-1	29019	10_year_Future	19000.00	4615.50	4622.11	4621.01	4623.23	0.001335	9.04	4446.41	1309.96	0.65
Reach-1	29019	25_year_Future	32000.00	4615.50	4623.73	4622.70	4625.40	0.001534	11.34	6732.93	1512.89	0.72
Reach-1	29019	50_year_Future	41000.00	4615.50	4624.67		4626.65	0.001615	12.56	8445.74	2297.61	0.75
Reach-1	29019	100_year_Future	54000.00	4615.50	4626.08		4628.10	0.001456	13.19	12700.13	3594.77	0.73
Reach-1	29019	500_year_Future	124000.00	4615.50	4631.81		4633.38	0.000856	13.67	34873.82	4165.87	0.61
Reach-1	28306	2_year_Future	7300.00	4613.50	4619.84		4619.99	0.000283	3.84	6224.80	2771.16	0.29
Reach-1	28306	5_year_Future	14000.00	4613.50	4621.40		4621.59	0.000300	4.69	11012.59	3290.48	0.31
Reach-1	28306	10_year_Future	19000.00	4613.50	4622.37		4622.57	0.000292	5.06	14270.43	3402.12	0.32
Reach-1	28306	25_year_Future	32000.00	4613.50	4624.32		4624.56	0.000297	5.89	21085.49	3597.74	0.33
Reach-1	28306	50_year_Future	41000.00	4613.50	4625.46		4625.72	0.000297	6.33	25242.03	3677.47	0.34
Reach-1	28306	100_year_Future	54000.00	4613.50	4626.88		4627.18	0.000302	6.93	30539.25	3781.90	0.35
Reach-1	28306	500_year_Future	124000.00	4613.50	4632.21		4632.68	0.000343	9.36	51605.42	4194.00	0.39
Reach-1	27806	2_year_Future	7300.00	4613.50	4619.24		4619.70	0.001206	6.80	3551.78	1819.19	0.58
Reach-1	27806	5_year_Future	14000.00	4613.50	4620.84		4621.31	0.000992	7.62	6814.40	2214.81	0.55
Reach-1	27806	10_year_Future	19000.00	4613.50	4621.84		4622.31	0.000682	7.97	9123.33	2409.84	0.54
Reach-1	27806	25_year_Future	32000.00	4613.50	4623.77		4624.30	0.000621	9.07	14138.32	2788.56	0.54

HEC-RAS Plan: Fu River: Arkansas River Reach: Reach-1 (Continued)

Reach	River Sta	Profile	Q Total	Min Ch El	W.S. Elev	Crit W.S.	E.G. Elev	E.G. Slope	Vel Chnl	Flow Area	Top Width	Froude # Chl
			(cfs)	(ft)	(ft)	(ft)	(ft)	(ft/ft)	(ft/s)	(sq ft)	(ft)	
Reach-1	27806	50_year_Future	41000.00	4613.50	4624.91		4625.46	0.000784	9.61	17444.79	3014.34	0.54
Reach-1	27806	100_year_Future	54000.00	4613.50	4626.32		4626.92	0.000757	10.31	21889.88	3263.01	0.54
Reach-1	27806	500_year_Future	124000.00	4613.50	4631.59		4632.40	0.000746	13.20	42842.42	4779.05	0.57
Reach-1	26543	2_year_Future	7300.00	4611.50	4615.84	4615.84	4617.23	0.003344	9.69	1253.13	837.46	0.93
Reach-1	26543	5_year_Future	14000.00	4611.50	4617.46	4617.46	4619.22	0.002791	11.38	3105.35	1384.19	0.90
Reach-1	26543	10_year_Future	19000.00	4611.50	4618.34	4618.34	4620.35	0.002701	12.48	4430.77	1640.65	0.91
Reach-1	26543	25_year_Future	32000.00	4611.50	4620.20	4620.20	4622.47	0.002384	14.10	7986.99	2182.09	0.90
Reach-1	26543	50_year_Future	41000.00	4611.50	4621.10	4621.10	4623.66	0.002425	15.33	10084.13	2443.59	0.92
Reach-1	26543	100_year_Future	54000.00	4611.50	4622.27	4622.27	4625.12	0.002430	16.70	13128.08	2779.73	0.94
Reach-1	26543	500_year_Future	124000.00	4611.50	4626.68	4626.68	4630.53	0.002445	21.48	27516.26	3445.93	1.01
Reach-1	26127	2_year_Future	7300.00	4610.12	4614.29	4613.91	4615.01	0.001919	7.88	3221.23	1606.16	0.72
Reach-1	26127	5_year_Future	14000.00	4610.12	4615.82	4615.05	4616.73	0.001758	9.45	5817.34	1800.98	0.72
Reach-1	26127	10_year_Future	19000.00	4610.12	4616.70	4615.77	4617.76	0.001748	10.45	7457.09	1913.84	0.74
Reach-1	26127	25_year_Future	32000.00	4610.12	4618.54	4617.29	4619.89	0.001723	12.34	11186.33	2148.76	0.77
Reach-1	26127	50_year_Future	41000.00	4610.12	4619.57	4618.26	4621.09	0.001723	13.38	13474.90	2281.28	0.78
Reach-1	26127	100_year_Future	54000.00	4610.12	4620.86	4619.33	4622.82	0.001742	14.71	16528.14	2446.92	0.81
Reach-1	26127	500_year_Future	124000.00	4610.12	4625.80	4623.73	4628.66	0.001916	20.01	30166.36	3082.50	0.90
Reach-1	24661	2_year_Future	7300.00	4607.50	4612.46		4612.94	0.001023	6.45	4022.12	1844.60	0.54
Reach-1	24661	5_year_Future	14000.00	4607.50	4614.02		4614.68	0.001070	8.05	6962.45	2091.50	0.58
Reach-1	24661	10_year_Future	19000.00	4607.50	4614.92		4615.68	0.001091	8.92	8956.27	2338.02	0.60
Reach-1	24661	25_year_Future	32000.00	4607.50	4616.82		4617.77	0.001104	10.55	13832.07	2678.84	0.63
Reach-1	24661	50_year_Future	41000.00	4607.50	4617.89		4618.95	0.001111	11.42	16716.64	2712.66	0.64
Reach-1	24661	100_year_Future	54000.00	4607.50	4619.18		4620.41	0.001151	12.61	20233.16	2741.41	0.66
Reach-1	24661	500_year_Future	124000.00	4607.50	4623.65		4625.97	0.001557	18.35	33074.41	3023.63	0.82
Reach-1	23907	2_year_Future	7300.00	4607.50	4611.34		4611.99	0.001516	6.77	2191.78	1306.88	0.63
Reach-1	23907	5_year_Future	14000.00	4607.50	4612.50		4613.59	0.001873	9.07	3946.81	1630.41	0.73
Reach-1	23907	10_year_Future	19000.00	4607.50	4613.20		4614.53	0.001992	10.26	5128.61	1733.49	0.77
Reach-1	23907	25_year_Future	32000.00	4607.50	4614.61		4616.52	0.002267	12.75	7877.28	2245.24	0.86
Reach-1	23907	50_year_Future	41000.00	4607.50	4615.41		4617.65	0.002384	14.06	9715.96	2368.43	0.90
Reach-1	23907	100_year_Future	54000.00	4607.50	4616.42		4619.04	0.002482	15.60	12174.42	2509.90	0.93
Reach-1	23907	500_year_Future	124000.00	4607.50	4621.37		4624.56	0.001984	18.85	28313.29	3200.51	0.90
Reach-1	23462	2_year_Future	7300.00	4607.50	4610.40		4611.11	0.002692	6.95	1736.51	1176.51	0.79
Reach-1	23462	5_year_Future	14000.00	4607.50	4611.85		4612.69	0.001830	7.83	3621.49	1431.90	0.70
Reach-1	23462	10_year_Future	19000.00	4607.50	4612.57		4613.59	0.001818	8.75	4737.55	1687.91	0.72
Reach-1	23462	25_year_Future	32000.00	4607.50	4613.95		4615.46	0.001973	10.86	7462.53	2266.12	0.78
Reach-1	23462	50_year_Future	41000.00	4607.50	4614.69		4616.53	0.002099	12.11	9213.42	2427.16	0.82
Reach-1	23462	100_year_Future	54000.00	4607.50	4615.51		4617.88	0.002368	13.69	11265.49	2572.87	0.89
Reach-1	23462	500_year_Future	124000.00	4607.50	4619.36	4619.36	4623.47	0.002603	19.17	22428.34	3205.02	1.00
Reach-1	22924	2_year_Future	7300.00	4605.50	4610.28		4610.53	0.000393	4.00	2020.66	752.07	0.33
Reach-1	22924	5_year_Future	14000.00	4605.50	4611.57		4612.07	0.000586	5.79	3723.81	1883.58	0.42
Reach-1	22924	10_year_Future	19000.00	4605.50	4612.24		4612.91	0.000703	6.82	5156.54	2304.94	0.47
Reach-1	22924	25_year_Future	32000.00	4605.50	4613.61		4614.63	0.000892	8.73	8513.35	2604.73	0.55
Reach-1	22924	50_year_Future	41000.00	4605.50	4614.40		4615.60	0.000964	9.69	10661.98	2800.69	0.58
Reach-1	22924	100_year_Future	54000.00	4605.50	4615.31		4616.78	0.001085	10.98	13288.39	2994.12	0.63
Reach-1	22924	500_year_Future	124000.00	4605.50	4618.96	4617.81	4621.43	0.001385	15.41	25559.99	3592.34	0.75
Reach-1	22446	2_year_Future	7300.00	4605.50	4608.95	4608.95	4610.03	0.003104	8.75	1722.95	1388.46	0.88
Reach-1	22446	5_year_Future	14000.00	4605.50	4610.31	4610.31	4611.50	0.002470	9.95	4346.28	2327.11	0.83
Reach-1	22446	10_year_Future	19000.00	4605.50	4610.92	4610.92	4612.27	0.002537	10.99	5803.66	2425.83	0.86
Reach-1	22446	25_year_Future	32000.00	4605.50	4612.13	4612.13	4613.86	0.002750	13.20	8887.56	2652.14	0.93
Reach-1	22446	50_year_Future	41000.00	4605.50	4612.78	4612.78	4614.78	0.002934	14.56	10627.73	2751.76	0.98
Reach-1	22446	100_year_Future	54000.00	4605.50	4613.75	4613.73	4615.92	0.002849	15.66	13376.00	2902.16	0.98
Reach-1	22446	500_year_Future	124000.00	4605.50	4617.59	4617.08	4620.48	0.002696	19.85	25650.62	3493.25	1.02
Reach-1	22027	2_year_Future	7300.00	4603.50	4608.62	4607.60	4609.11	0.000928	6.22	3365.92	2157.83	0.51
Reach-1	22027	5_year_Future	14000.00	4603.50	4609.87	4609.09	4610.51	0.001049	7.78	6220.00	2394.47	0.57
Reach-1	22027	10_year_Future	19000.00	4603.50	4610.37	4609.67	4611.21	0.001303	9.16	7447.94	2501.23	0.64
Reach-1	22027	25_year_Future	32000.00	4603.50	4611.56	4610.87	4612.75	0.001648	11.56	10570.21	2747.79	0.74
Reach-1	22027	50_year_Future	41000.00	4603.50	4612.30	4611.56	4613.65	0.001756	12.70	12621.93	2851.08	0.78
Reach-1	22027	100_year_Future	54000.00	4603.50	4613.23		4614.78	0.001853	14.01	15356.81	2983.32	0.82
Reach-1	22027	500_year_Future	124000.00	4603.50	4616.96		4619.33	0.002143	18.91	27447.07	3509.64	0.93
Reach-1	20951	2_year_Future	7300.00	4603.50	4606.78	4606.78	4607.53	0.002543	7.59	2524.76	2475.26	0.79
Reach-1	20951	5_year_Future	14000.00	4603.50	4607.52		4608.63	0.003226	9.96	4383.80	2541.01	0.92
Reach-1	20951	10_year_Future	19000.00	4603.50	4608.31		4609.31	0.002485	9.96	6450.69	2802.62	0.84
Reach-1	20951	25_year_Future	32000.00	4603.50	4609.82		4610.78	0.001901	10.60	11056.69	3249.99	0.77
Reach-1	20951	50_year_Future	41000.00	4603.50	4610.86		4611.66	0.001750	11.11	13864.08	3400.76	0.75
Reach-1	20951	100_year_Future	54000.00	4603.50	4611.77		4612.79	0.001567	11.64	17748.41	3580.47	0.73
Reach-1	20951	500_year_Future	124000.00	4603.50	4615.69		4617.12	0.001514	14.97	32985.69	4207.95	0.77
Reach-1	20323	2_year_Future	7300.00	4601.50	4605.50	4604.79	4605.91	0.001106	5.89	3670.91	1991.20	0.54
Reach-1	20323	5_year_Future	14000.00	4601.50	4606.82		4607.35	0.001112	7.23	6543.44	2368.51	0.57
Reach-1	20323	10_year_Future	19000.00	4601.50	4607.56		4608.17	0.001138	8.02	8386.89	2539.35	0.59

HEC-RAS Plan: Fu River: Arkansas River Reach: Reach-1 (Continued)

Reach	River Sta	Profile	Q Total	Min Ch El	W.S. Elev	Crit W.S.	E.G. Elev	E.G. Slope	Vel Chnl	Flow Area	Top Width	Froude # Chl
			(cfs)	(ft)	(ft)	(ft)	(ft)	(ft/ft)	(ft/s)	(sq ft)	(ft)	
Reach-1	20323	25_year_Future	32000.00	4601.50	4609.05		4609.80	0.001158	9.44	12781.69	3096.58	0.62
Reach-1	20323	50_year_Future	41000.00	4601.50	4609.88		4610.72	0.001181	10.24	15349.99	3106.11	0.63
Reach-1	20323	100_year_Future	54000.00	4601.50	4610.94		4611.91	0.001218	11.29	19115.67	4041.42	0.66
Reach-1	20323	500_year_Future	124000.00	4601.50	4615.12		4616.23	0.001081	13.87	40323.52	5284.77	0.66
Reach-1	18919	2_year_Future	7300.00	4599.50	4604.13		4604.46	0.000934	5.69	4209.65	2127.12	0.50
Reach-1	18919	5_year_Future	14000.00	4599.50	4605.40		4605.83	0.001006	7.10	7271.02	2723.40	0.55
Reach-1	18919	10_year_Future	19000.00	4599.50	4606.18		4606.65	0.000975	7.67	9545.43	3003.72	0.55
Reach-1	18919	25_year_Future	32000.00	4599.50	4607.69		4608.25	0.000984	8.94	14077.42	3018.49	0.57
Reach-1	18919	50_year_Future	41000.00	4599.50	4608.45		4609.10	0.001048	9.84	16677.14	4467.04	0.60
Reach-1	18919	100_year_Future	54000.00	4599.50	4609.50		4610.23	0.001084	10.83	21389.04	4542.32	0.62
Reach-1	18919	500_year_Future	124000.00	4599.50	4613.07		4614.44	0.001481	15.71	37751.27	4596.10	0.77
Reach-1	16894	2_year_Future	7300.00	4595.50	4600.52	4600.52	4601.59	0.002253	8.47	1503.05	2101.71	0.77
Reach-1	16894	5_year_Future	14000.00	4595.50	4601.76	4601.76	4602.93	0.002079	9.82	4275.40	2250.97	0.78
Reach-1	16894	10_year_Future	19000.00	4595.50	4602.38	4602.38	4603.72	0.002204	10.94	5788.88	2606.60	0.82
Reach-1	16894	25_year_Future	32000.00	4595.50	4603.65	4603.65	4605.23	0.002309	12.83	9463.26	3205.23	0.86
Reach-1	16894	50_year_Future	41000.00	4595.50	4604.37	4604.37	4605.99	0.002263	13.58	11873.54	3380.68	0.87
Reach-1	16894	100_year_Future	54000.00	4595.50	4605.08	4605.08	4606.93	0.002485	15.10	14260.08	3394.36	0.92
Reach-1	16894	500_year_Future	124000.00	4595.50	4609.47		4611.18	0.001714	18.66	30176.39	3752.87	0.82
Reach-1	16299	2_year_Future	7300.00	4595.50	4599.40	4598.70	4599.96	0.001338	6.38	2565.39	2274.50	0.59
Reach-1	16299	5_year_Future	14000.00	4595.50	4600.86	4600.21	4601.33	0.000926	6.66	7092.08	3394.30	0.52
Reach-1	16299	10_year_Future	19000.00	4595.50	4601.83	4600.68	4602.22	0.000705	6.53	10383.93	3418.95	0.47
Reach-1	16299	25_year_Future	32000.00	4595.50	4602.96	4601.59	4603.50	0.000879	8.17	14254.50	3447.87	0.54
Reach-1	16299	50_year_Future	41000.00	4595.50	4603.68	4602.12	4604.29	0.000921	8.92	16762.46	3451.12	0.56
Reach-1	16299	100_year_Future	54000.00	4595.50	4604.64	4602.75	4605.34	0.000956	9.81	20078.85	3471.23	0.58
Reach-1	16299	500_year_Future	124000.00	4595.50	4609.38		4610.25	0.000809	12.01	38572.09	4062.20	0.57
Reach-1	15840	2_year_Future	7300.00	4595.50	4598.69		4599.26	0.001768	6.30	2090.09	1249.43	0.66
Reach-1	15840	5_year_Future	14000.00	4595.50	4599.54		4600.62	0.002484	8.88	3168.77	1283.95	0.81
Reach-1	15840	10_year_Future	19000.00	4595.50	4600.09		4601.54	0.002826	10.38	4105.77	3730.03	0.89
Reach-1	15840	25_year_Future	32000.00	4595.50	4601.82		4602.90	0.001665	10.00	10708.24	3917.10	0.72
Reach-1	15840	50_year_Future	41000.00	4595.50	4602.75		4603.74	0.001382	10.03	14407.26	4014.54	0.67
Reach-1	15840	100_year_Future	54000.00	4595.50	4603.87		4604.82	0.001194	10.30	18927.88	4047.25	0.64
Reach-1	15840	500_year_Future	124000.00	4595.50	4608.94		4609.88	0.000764	11.42	39566.27	4099.93	0.56
Reach-1	14650	2_year_Future	7300.00	4591.50	4596.79		4597.48	0.001257	7.51	3215.55	2639.30	0.60
Reach-1	14650	5_year_Future	14000.00	4591.50	4598.81		4599.13	0.000581	6.44	10607.49	4075.22	0.43
Reach-1	14650	10_year_Future	19000.00	4591.50	4599.70		4599.99	0.000513	6.57	14250.67	4105.97	0.42
Reach-1	14650	25_year_Future	32000.00	4591.50	4601.40		4601.69	0.000486	7.30	21285.60	4190.90	0.42
Reach-1	14650	50_year_Future	41000.00	4591.50	4602.30		4602.61	0.000497	7.84	25067.77	4245.36	0.43
Reach-1	14650	100_year_Future	54000.00	4591.50	4603.39		4603.74	0.000521	8.58	29773.51	4333.15	0.45
Reach-1	14650	500_year_Future	124000.00	4591.50	4608.59		4609.02	0.000479	10.56	53294.70	4680.63	0.46
Reach-1	12858	2_year_Future	7300.00	4589.50	4596.33		4596.54	0.000225	3.79	3107.70	1702.30	0.27
Reach-1	12858	5_year_Future	14000.00	4589.50	4598.13		4598.45	0.000270	4.91	7646.19	3173.09	0.30
Reach-1	12858	10_year_Future	19000.00	4589.50	4598.88		4599.27	0.000318	5.65	10113.97	3420.55	0.34
Reach-1	12858	25_year_Future	32000.00	4589.50	4600.30		4600.85	0.000425	7.21	15300.78	3914.37	0.40
Reach-1	12858	50_year_Future	41000.00	4589.50	4601.04		4601.70	0.000488	8.10	18287.78	4145.68	0.43
Reach-1	12858	100_year_Future	54000.00	4589.50	4601.92		4602.72	0.000571	9.22	22067.31	4420.95	0.47
Reach-1	12858	500_year_Future	124000.00	4589.50	4607.27		4608.12	0.000486	10.90	46118.05	4533.27	0.46
Reach-1	12341	2_year_Future	7300.00	4589.45	4594.60	4594.60	4596.12	0.002974	11.19	1694.97	832.71	0.92
Reach-1	12341	5_year_Future	14000.00	4589.45	4596.81	4596.81	4598.08	0.001836	11.42	5039.25	2429.00	0.77
Reach-1	12341	10_year_Future	19000.00	4589.45	4597.51	4597.51	4598.84	0.001927	12.48	6806.37	2636.14	0.80
Reach-1	12341	25_year_Future	32000.00	4589.45	4598.80	4598.80	4600.33	0.002166	14.70	10550.66	3098.53	0.87
Reach-1	12341	50_year_Future	41000.00	4589.45	4599.41	4599.41	4601.11	0.002391	16.15	12486.09	3249.47	0.93
Reach-1	12341	100_year_Future	54000.00	4589.45	4600.68		4602.15	0.002008	16.10	16817.41	3571.42	0.87
Reach-1	12341	500_year_Future	124000.00	4589.45	4606.96		4607.77	0.000903	14.68	43225.12	4528.35	0.63
Reach-1	11805	2_year_Future	7300.00	4587.50	4593.16	4591.37	4593.62	0.000787	6.11	3018.15	1074.09	0.48
Reach-1	11805	5_year_Future	14000.00	4587.50	4594.56	4593.18	4595.33	0.001061	6.34	5062.45	2101.49	0.58
Reach-1	11805	10_year_Future	19000.00	4587.50	4595.19	4594.30	4596.17	0.001258	6.67	6442.51	2242.27	0.64
Reach-1	11805	25_year_Future	32000.00	4587.50	4597.52	4596.89	4598.36	0.000912	9.95	12242.90	2751.04	0.57
Reach-1	11805	50_year_Future	41000.00	4587.50	4598.94	4596.65	4599.70	0.000751	9.92	16387.98	3063.84	0.53
Reach-1	11805	100_year_Future	54000.00	4587.50	4600.65		4601.36	0.000640	10.10	21944.83	3433.45	0.50
Reach-1	11805	500_year_Future	124000.00	4587.50	4606.63		4607.39	0.000527	11.89	45633.17	4228.09	0.49
Reach-1	11305	2_year_Future	7300.00	4587.50	4591.52	4591.52	4592.84	0.003006	9.81	1350.02	834.67	0.89
Reach-1	11305	5_year_Future	14000.00	4587.50	4593.17	4593.17	4594.53	0.002239	10.64	3987.27	2019.19	0.82
Reach-1	11305	10_year_Future	19000.00	4587.50	4594.26		4595.42	0.001693	10.49	6322.03	2232.26	0.73
Reach-1	11305	25_year_Future	32000.00	4587.50	4597.16		4597.89	0.000825	9.41	13500.47	2710.30	0.54
Reach-1	11305	50_year_Future	41000.00	4587.50	4598.65		4599.32	0.000677	9.41	17707.68	2950.90	0.51
Reach-1	11305	100_year_Future	54000.00	4587.50	4600.39		4601.04	0.000588	9.69	23083.69	3230.72	0.48
Reach-1	11305	500_year_Future	124000.00	4587.50	4606.31		4607.12	0.000536	11.99	45064.84	4200.14	0.49
Reach-1	10805	2_year_Future	7300.00	4585.50	4590.97	4589.74	4591.64	0.001082	6.95	2470.44	1715.23	0.56
Reach-1	10805	5_year_Future	14000.00	4585.50	4592.83	4591.72	4593.47	0.000845	7.64	6302.23	2280.31	0.52

HEC-RAS Plan: Fu River: Arkansas River Reach: Reach-1 (Continued)

Reach	River Sta	Profile	Q Total	Min Ch El	W.S. Elev	Crit W.S.	E.G. Elev	E.G. Slope	Vel Chnl	Flow Area	Top Width	Froude # Chl
			(cfs)	(ft)	(ft)	(ft)	(ft)	(ft/ft)	(ft/s)	(sq ft)	(ft)	
Reach-1	10805	10_year_Future	19000.00	4585.50	4594.22		4594.75	0.000623	7.44	9647.71	2529.34	0.46
Reach-1	10805	25_year_Future	32000.00	4585.50	4597.06		4597.52	0.000422	7.50	17608.91	3040.04	0.40
Reach-1	10805	50_year_Future	41000.00	4585.50	4598.55		4599.00	0.000385	7.79	22290.16	3302.80	0.39
Reach-1	10805	100_year_Future	54000.00	4585.50	4600.29		4600.75	0.000367	8.30	28279.13	3611.19	0.39
Reach-1	10805	500_year_Future	124000.00	4585.50	4606.22		4606.84	0.000379	10.66	52687.89	4467.77	0.42
Reach-1	10305	2_year_Future	7300.00	4585.50	4590.77		4591.13	0.000853	5.46	4195.47	2434.87	0.44
Reach-1	10305	5_year_Future	14000.00	4585.50	4592.83		4593.08	0.000392	5.34	11004.40	3755.97	0.36
Reach-1	10305	10_year_Future	19000.00	4585.50	4594.27		4594.45	0.000268	5.01	16450.86	3820.46	0.31
Reach-1	10305	25_year_Future	32000.00	4585.50	4597.15		4597.30	0.000179	4.99	27946.82	4189.38	0.26
Reach-1	10305	50_year_Future	41000.00	4585.50	4598.64		4598.79	0.000165	5.20	34306.83	4327.30	0.26
Reach-1	10305	100_year_Future	54000.00	4585.50	4600.38		4600.54	0.000160	5.58	41891.61	4370.12	0.26
Reach-1	10305	500_year_Future	124000.00	4585.50	4606.33		4606.60	0.000193	7.70	68334.14	4502.83	0.30
Reach-1	9858	2_year_Future	7300.00	4585.97	4590.42		4590.80	0.000856	5.59	3435.14	1739.19	0.48
Reach-1	9858	5_year_Future	14000.00	4585.97	4592.57		4592.87	0.000495	5.62	8657.47	3109.31	0.40
Reach-1	9858	10_year_Future	19000.00	4585.97	4594.08		4594.31	0.000329	5.29	14055.48	3935.63	0.33
Reach-1	9858	25_year_Future	32000.00	4585.97	4597.03		4597.21	0.000202	5.14	25781.38	4028.27	0.28
Reach-1	9858	50_year_Future	41000.00	4585.97	4598.52		4598.71	0.000184	5.36	31859.38	4118.16	0.27
Reach-1	9858	100_year_Future	54000.00	4585.97	4600.27		4600.47	0.000179	5.76	39125.40	4223.11	0.27
Reach-1	9858	500_year_Future	124000.00	4585.97	4606.17		4606.51	0.000214	7.98	65123.70	4578.23	0.32
Reach-1	8446	2_year_Future	7300.00	4581.51	4589.06		4589.66	0.000731	6.74	2738.58	1739.71	0.48
Reach-1	8446	5_year_Future	14000.00	4581.51	4592.03		4592.31	0.000318	5.76	10023.08	2854.01	0.34
Reach-1	8446	10_year_Future	19000.00	4581.51	4593.71		4593.92	0.000226	5.44	15026.00	3083.96	0.29
Reach-1	8446	25_year_Future	32000.00	4581.51	4596.76		4596.95	0.000176	5.65	25064.77	3500.63	0.27
Reach-1	8446	50_year_Future	41000.00	4581.51	4598.26		4598.45	0.000174	6.01	30460.64	3705.59	0.27
Reach-1	8446	100_year_Future	54000.00	4581.51	4599.99		4600.21	0.000179	6.56	37099.58	3943.92	0.28
Reach-1	8446	500_year_Future	124000.00	4581.51	4605.83		4606.19	0.000239	9.21	62455.16	4754.06	0.34
Reach-1	7993	2_year_Future	7300.00	4581.50	4586.93	4586.93	4588.90	0.003494	11.27	679.79	232.25	0.97
Reach-1	7993	5_year_Future	14000.00	4581.50	4589.28	4589.28	4591.78	0.002661	12.96	1578.52	469.62	0.91
Reach-1	7993	10_year_Future	19000.00	4581.50	4590.55	4590.55	4593.42	0.002484	14.14	2219.62	617.28	0.91
Reach-1	7993	25_year_Future	32000.00	4581.50	4593.45	4593.45	4596.48	0.001900	15.36	5032.43	1322.96	0.84
Reach-1	7993	50_year_Future	41000.00	4581.50	4594.88	4594.88	4597.98	0.001755	16.09	7167.33	1673.10	0.82
Reach-1	7993	100_year_Future	54000.00	4581.50	4596.43	4596.43	4599.72	0.001715	17.26	10070.63	2050.17	0.83
Reach-1	7993	500_year_Future	124000.00	4581.50	4601.63	4601.63	4605.59	0.001748	21.68	24025.98	3318.08	0.89
Reach-1	7447	2_year_Future	7300.00	4581.50	4586.03	4585.16	4587.06	0.001783	8.15	966.24	398.22	0.70
Reach-1	7447	5_year_Future	14000.00	4581.50	4587.78	4587.16	4589.40	0.001852	10.48	2078.13	1320.63	0.76
Reach-1	7447	10_year_Future	19000.00	4581.50	4588.65	4588.84	4590.47	0.001866	11.52	3872.58	2226.93	0.78
Reach-1	7447	25_year_Future	32000.00	4581.50	4590.82	4590.35	4592.30	0.001323	11.67	9031.77	2533.61	0.69
Reach-1	7447	50_year_Future	41000.00	4581.50	4591.94	4591.13	4593.38	0.001208	12.06	11946.64	2891.47	0.67
Reach-1	7447	100_year_Future	54000.00	4581.50	4593.11	4592.07	4594.66	0.001222	13.04	15192.28	2857.00	0.68
Reach-1	7447	500_year_Future	124000.00	4581.50	4598.19	4595.68	4599.97	0.001095	15.83	31557.99	3576.82	0.69
Reach-1	6424	2_year_Future	7300.00	4579.50	4585.30		4585.83	0.000701	6.06	2031.20	757.57	0.46
Reach-1	6424	5_year_Future	14000.00	4579.50	4586.66		4587.79	0.001142	8.99	3713.94	2083.52	0.61
Reach-1	6424	10_year_Future	19000.00	4579.50	4587.89		4588.91	0.000939	9.10	6308.34	2126.46	0.57
Reach-1	6424	25_year_Future	32000.00	4579.50	4588.71		4590.71	0.001717	13.13	8361.98	2607.52	0.78
Reach-1	6424	50_year_Future	41000.00	4579.50	4589.38		4591.74	0.001944	14.67	10151.67	2692.97	0.84
Reach-1	6424	100_year_Future	54000.00	4579.50	4590.48		4593.00	0.001964	15.85	13170.04	2831.26	0.86
Reach-1	6424	500_year_Future	124000.00	4579.50	4597.22		4598.89	0.000961	15.38	35149.40	3687.19	0.65
Reach-1	4485	2_year_Future	7300.00	4577.59	4581.88	4581.88	4583.28	0.002975	9.91	1442.17	950.78	0.89
Reach-1	4485	5_year_Future	14000.00	4577.59	4583.50	4583.50	4584.80	0.002163	10.69	4285.05	1844.01	0.81
Reach-1	4485	10_year_Future	19000.00	4577.59	4583.75	4583.75	4585.74	0.003215	13.43	4751.57	1854.82	0.99
Reach-1	4485	25_year_Future	32000.00	4577.59	4586.10		4587.26	0.001589	11.88	11613.04	3023.78	0.74
Reach-1	4485	50_year_Future	41000.00	4577.59	4587.44		4588.40	0.001202	11.45	15694.83	3050.07	0.66
Reach-1	4485	100_year_Future	54000.00	4577.59	4588.75		4589.72	0.001114	12.03	19714.93	3076.53	0.65
Reach-1	4485	500_year_Future	124000.00	4577.59	4596.54		4597.26	0.000523	11.86	46335.89	3794.63	0.49
Reach-1	3407	2_year_Future	7300.00	4575.50	4580.16	4577.98	4580.34	0.000401	3.93	3705.85	1227.44	0.33
Reach-1	3407	5_year_Future	14000.00	4575.50	4582.29	4579.05	4582.55	0.000340	4.74	6755.71	1884.83	0.33
Reach-1	3407	10_year_Future	19000.00	4575.50	4583.62	4579.76	4583.91	0.000311	5.13	9332.31	2213.86	0.32
Reach-1	3407	25_year_Future	32000.00	4575.50	4586.06		4586.41	0.000287	5.92	15579.43	2898.88	0.33
Reach-1	3407	50_year_Future	41000.00	4575.50	4587.28		4587.67	0.000289	6.41	19423.44	3398.63	0.33
Reach-1	3407	100_year_Future	54000.00	4575.50	4588.52		4588.99	0.000318	7.20	23965.45	3905.67	0.36
Reach-1	3407	500_year_Future	124000.00	4575.50	4596.45		4596.85	0.000186	7.61	59677.28	4612.18	0.30
Reach-1	2245	2_year_Future	7300.00	4573.50	4578.37	4577.78	4579.40	0.001614	6.47	1356.82	595.38	0.71
Reach-1	2245	5_year_Future	14000.00	4573.50	4579.66		4581.54	0.002498	11.81	2147.59	629.44	0.87
Reach-1	2245	10_year_Future	19000.00	4573.50	4580.57		4582.90	0.002622	13.36	2775.75	809.00	0.92
Reach-1	2245	25_year_Future	32000.00	4573.50	4583.24	4583.24	4585.52	0.001855	14.09	6384.13	1945.65	0.82
Reach-1	2245	50_year_Future	41000.00	4573.50	4583.94		4586.71	0.002147	15.91	7844.06	2220.66	0.89
Reach-1	2245	100_year_Future	54000.00	4573.50	4586.55		4588.23	0.001156	13.63	14939.95	3213.79	0.68
Reach-1	2245	500_year_Future	124000.00	4573.50	4596.06		4596.57	0.000289	9.91	56192.21	4719.31	0.37
Reach-1	1356	2_year_Future	7300.00	4573.64	4576.91	4576.30	4577.50	0.002171	7.13	2347.77	1036.58	0.73

HEC-RAS Plan: Fu River: Arkansas River Reach: Reach-1 (Continued)

Reach	River Sta	Profile	Q Total	Min Ch El	W.S. Elev	Crit W.S.	E.G. Elev	E.G. Slope	Vel Chnl	Flow Area	Top Width	Froude # Chl
			(cfs)	(ft)	(ft)	(ft)	(ft)	(ft/ft)	(ft/s)	(sq ft)	(ft)	
Reach-1	1356	5_year_Future	14000.00	4573.64	4579.21	4577.45	4579.79	0.001038	7.23	4998.71	1300.47	0.56
Reach-1	1356	10_year_Future	19000.00	4573.64	4580.20	4578.08	4580.99	0.001112	8.40	6512.14	2051.24	0.59
Reach-1	1356	25_year_Future	32000.00	4573.64	4582.94	4579.74	4583.62	0.000686	8.41	13542.33	3693.18	0.49
Reach-1	1356	50_year_Future	41000.00	4573.64	4584.61	4581.73	4585.21	0.000531	8.28	18041.10	4444.39	0.45
Reach-1	1356	100_year_Future	54000.00	4573.64	4586.74	4582.60	4587.31	0.000425	8.37	23791.92	4459.30	0.41
Reach-1	1356	500_year_Future	124000.00	4573.64	4595.67	4586.01	4596.31	0.000275	9.58	48235.54	4571.73	0.36
Reach-1	539	2_year_Future	7300.00	4570.40	4576.24		4576.67	0.000543	5.32	1922.04	453.73	0.40
Reach-1	539	5_year_Future	14000.00	4570.40	4578.27		4579.09	0.000675	7.34	3283.16	1571.59	0.47
Reach-1	539	10_year_Future	19000.00	4570.40	4578.84		4580.10	0.000950	9.15	4379.60	2236.38	0.57
Reach-1	539	25_year_Future	32000.00	4570.40	4580.33		4582.67	0.001443	12.64	8922.79	3586.42	0.72
Reach-1	539	50_year_Future	41000.00	4570.40	4581.57		4584.32	0.001484	13.91	13406.53	3854.58	0.75
Reach-1	539	100_year_Future	54000.00	4570.40	4582.11	4582.11	4586.28	0.002139	17.25	15370.09	3683.92	0.91
Reach-1	539	500_year_Future	124000.00	4570.40	4588.43	4588.43	4595.21	0.002106	23.05	39465.20	4006.69	0.97
Reach-1	435	2_year_Future	7300.00	4566.00	4576.33	4571.51	4576.52	0.000154	3.48	2138.26	329.56	0.22
Reach-1	435	5_year_Future	14000.00	4566.00	4578.43	4573.08	4578.85	0.000247	5.19	2959.22	864.62	0.30
Reach-1	435	10_year_Future	19000.00	4566.00	4579.09	4574.06	4579.74	0.000359	6.54	3793.85	1667.71	0.36
Reach-1	435	25_year_Future	32000.00	4566.00	4580.87	4576.31	4581.96	0.000517	8.74	8252.29	2804.50	0.44
Reach-1	435	50_year_Future	41000.00	4566.00	4582.31	4577.63	4583.42	0.000495	9.22	12303.96	2839.73	0.44
Reach-1	435	100_year_Future	54000.00	4566.00	4583.17	4581.01	4584.65	0.000636	10.88	14765.56	2859.22	0.51
Reach-1	435	500_year_Future	124000.00	4566.00	4587.40	4585.93	4590.15	0.000995	16.17	28691.46	3842.25	0.66
Reach-1	344		Bridge									
Reach-1	204	2_year_Future	7300.00	4568.93	4574.50	4574.50	4575.84	0.003887	9.30	857.13	516.71	0.96
Reach-1	204	5_year_Future	14000.00	4568.93	4576.37	4576.37	4577.89	0.002470	10.21	2437.63	1501.74	0.83
Reach-1	204	10_year_Future	19000.00	4568.93	4577.22	4577.22	4578.88	0.002319	11.00	3844.68	1797.20	0.83
Reach-1	204	25_year_Future	32000.00	4568.93	4578.92	4578.92	4580.79	0.002087	12.42	7421.26	2357.30	0.82
Reach-1	204	50_year_Future	41000.00	4568.93	4579.65	4579.68	4582.19	0.004087	16.93	6781.73	2311.55	1.14
Reach-1	204	100_year_Future	54000.00	4568.93	4579.43	4580.67	4583.54	0.004364	18.80	8637.90	2429.97	1.19
Reach-1	204	500_year_Future	124000.00	4568.93	4584.62	4584.62	4588.23	0.002468	19.95	24222.90	3511.81	0.98
Reach-1	49	2_year_Future	7300.00	4569.50	4573.78	4572.79	4574.65	0.001601	7.48	980.86	249.32	0.66
Reach-1	49	5_year_Future	14000.00	4569.50	4575.60	4574.43	4576.99	0.001600	9.60	2296.27	1614.81	0.70
Reach-1	49	10_year_Future	19000.00	4569.50	4576.51	4576.14	4578.10	0.001600	10.58	3894.24	1881.99	0.72
Reach-1	49	25_year_Future	32000.00	4569.50	4578.38	4577.60	4580.34	0.001600	12.45	8190.29	3140.02	0.75
Reach-1	49	50_year_Future	41000.00	4569.50	4578.39	4579.26	4581.58	0.002601	15.89	8240.89	3140.20	0.95
Reach-1	49	100_year_Future	54000.00	4569.50	4580.30	4580.16	4582.44	0.001601	14.24	14256.45	3161.52	0.77
Reach-1	49	500_year_Future	124000.00	4569.50	4584.71	4583.55	4587.40	0.001601	17.98	28542.24	3400.04	0.82

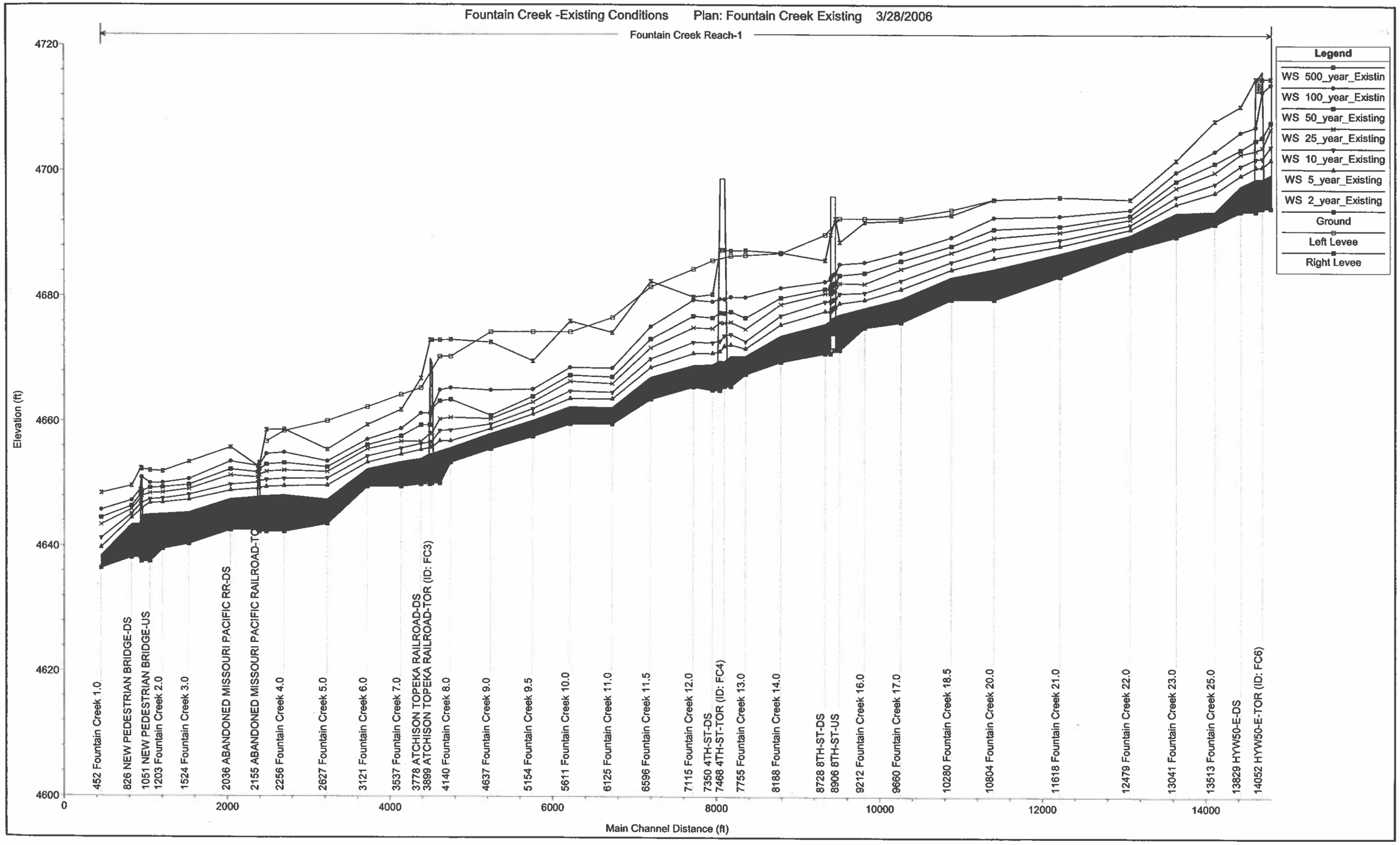
Fountain Creek -Existing Conditions Plan: Fountain Creek Existing 3/28/2006
Fountain Creek Reach-1
Legend
WS 500_year_Existin
WS 100_year_Existin
WS 50_year_Existing
WS 25_year_Existing
WS 10_year_Existing
WS 5_year_Existing
WS 2_year_Existing
Ground
Left Levee
Right Levee
Elevation (ft)
4720
4700
4680
4660
4640
4620
4600
0
2000
4000
6000
8000
10000
12000
14000
Main Channel Distance (ft)
452 Fountain Creek 1.0
826 NEW PEDESTRIAN BRIDGE-DS
1051 NEW PEDESTRIAN BRIDGE-US
1203 Fountain Creek 2.0
1524 Fountain Creek 3.0
2036 ABANDONED MISSOURI PACIFIC RR-DS
2155 ABANDONED MISSOURI PACIFIC RAILROAD-TO
2256 Fountain Creek 4.0
2627 Fountain Creek 5.0
3121 Fountain Creek 6.0
3537 Fountain Creek 7.0
3778 ATCHISON TOPEKA RAILROAD-DS
3899 ATCHISON TOPEKA RAILROAD-TOR (ID: FC3)
4140 Fountain Creek 8.0
4637 Fountain Creek 9.0
5154 Fountain Creek 9.5
5611 Fountain Creek 10.0
6125 Fountain Creek 11.0
6596 Fountain Creek 11.5
7115 Fountain Creek 12.0
7350 4TH-ST-DS
7468 4TH-ST-TOR (ID: FC4)
7755 Fountain Creek 13.0
8188 Fountain Creek 14.0
8728 8TH-ST-DS
8906 8TH-ST-US
9212 Fountain Creek 16.0
9660 Fountain Creek 17.0
10280 Fountain Creek 18.5
10804 Fountain Creek 20.0
11618 Fountain Creek 21.0
12479 Fountain Creek 22.0
13041 Fountain Creek 23.0
13513 Fountain Creek 25.0
13829 HYW50-E-DS
14052 HYW50-E-TOR (ID: FC6)

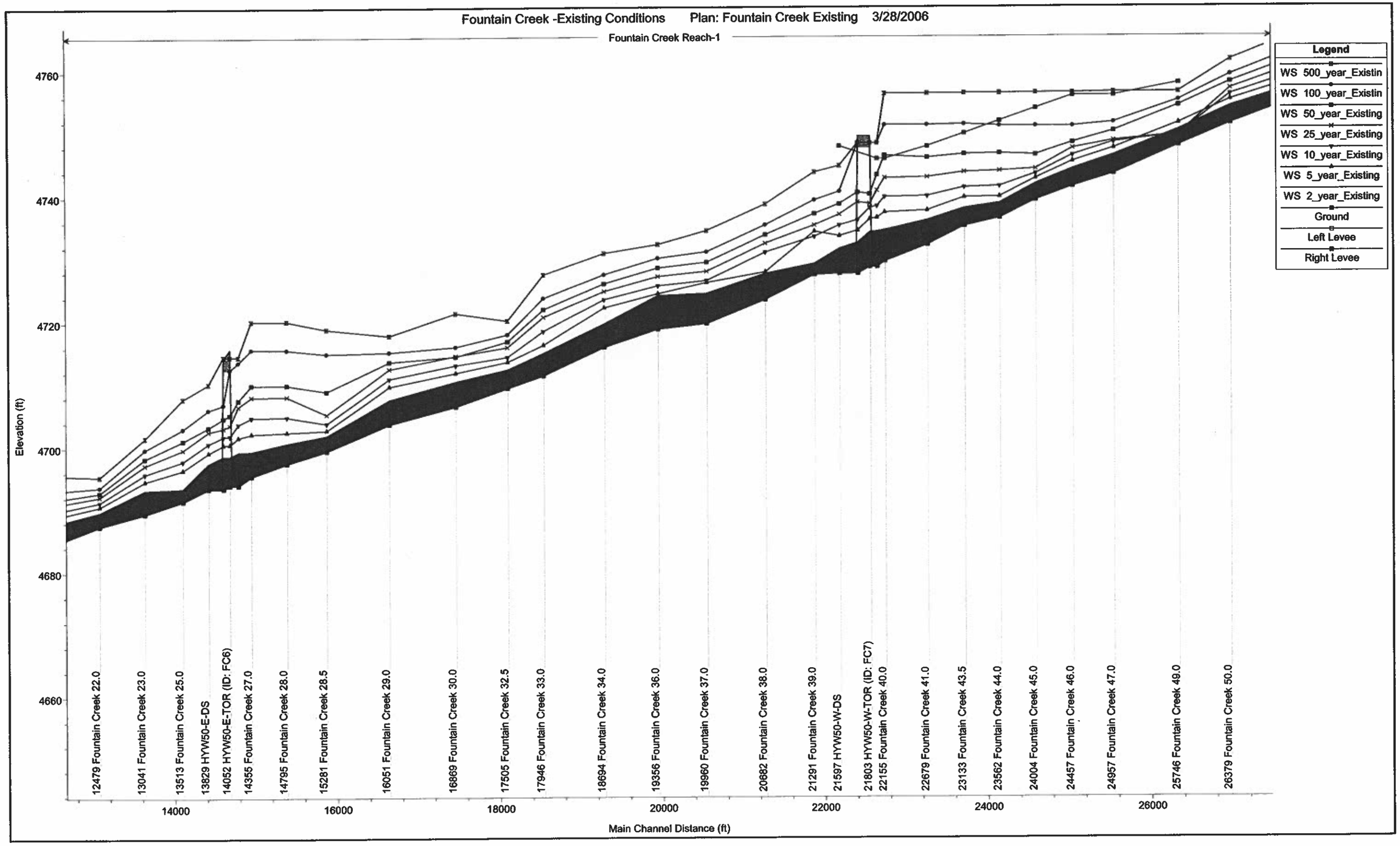
Fountain Creek -Existing Conditions Plan: Fountain Creek Existing 3/28/2006
Fountain Creek Reach-1
Legend
WS 500_year_Existin
WS 100_year_Existin
WS 50_year_Existing
WS 25_year_Existing
WS 10_year_Existing
WS 5_year_Existing
WS 2_year_Existing
Ground
Left Levee
Right Levee
Elevation (ft)
4760
4740
4720
4700
4680
4660
12479 Fountain Creek 22.0
13041 Fountain Creek 23.0
13513 Fountain Creek 25.0
13829 HYW50-E-DS
14052 HYW50-E-TOR (ID: FC6)
14355 Fountain Creek 27.0
14795 Fountain Creek 28.0
15281 Fountain Creek 28.5
16051 Fountain Creek 29.0
16869 Fountain Creek 30.0
17505 Fountain Creek 32.5
17946 Fountain Creek 33.0
18694 Fountain Creek 34.0
19356 Fountain Creek 36.0
19960 Fountain Creek 37.0
20682 Fountain Creek 38.0
21291 Fountain Creek 39.0
21597 HYW50-W-DS
21803 HYW50-W-TOR (ID: FC7)
22155 Fountain Creek 40.0
22679 Fountain Creek 41.0
23133 Fountain Creek 43.5
23562 Fountain Creek 44.0
24004 Fountain Creek 45.0
24457 Fountain Creek 46.0
24957 Fountain Creek 47.0
25746 Fountain Creek 49.0
26379 Fountain Creek 50.0
14000
16000
18000
20000
22000
24000
26000
Main Channel Distance (ft)

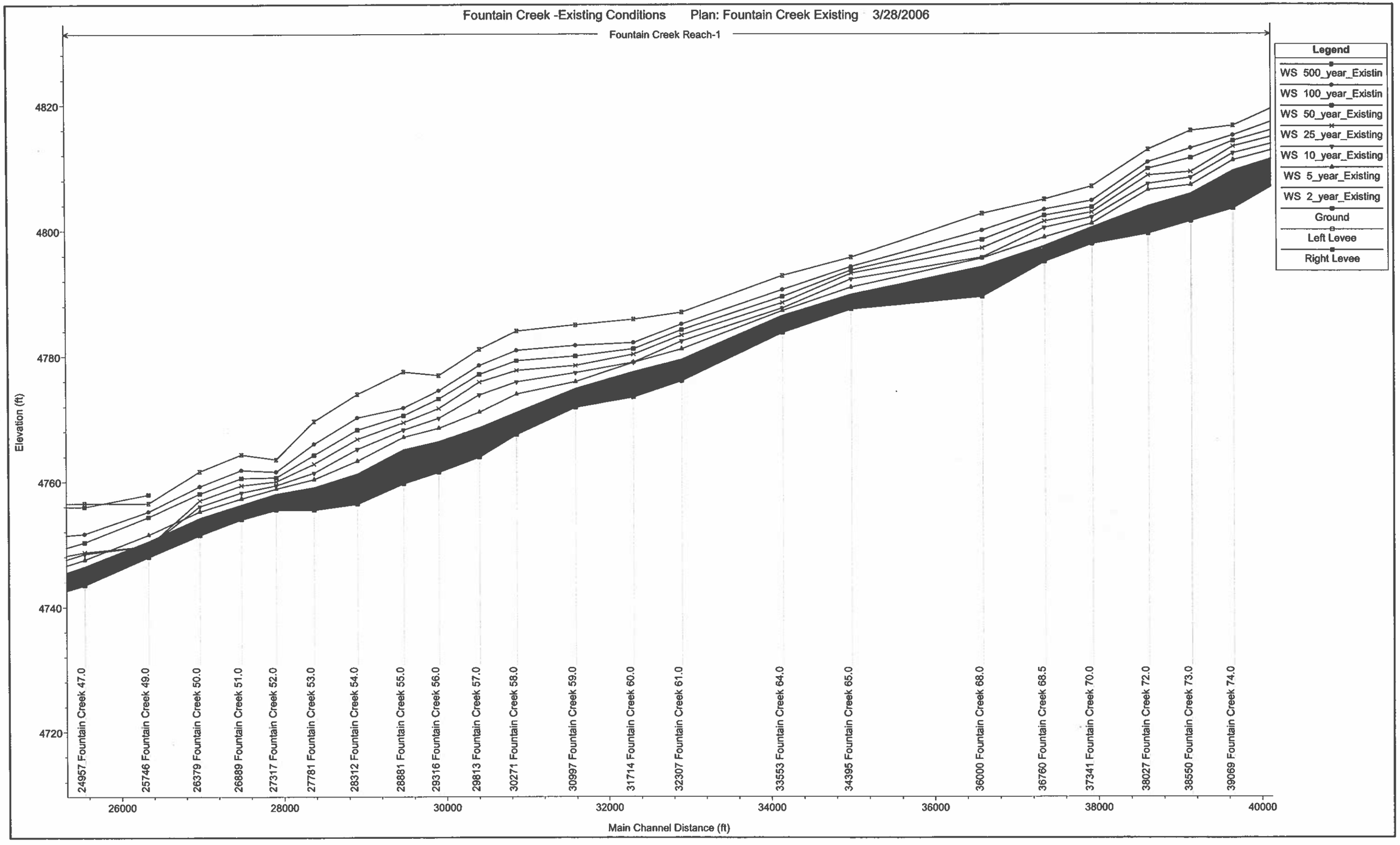
Fountain Creek -Existing Conditions Plan: Fountain Creek Existing 3/28/2006
Fountain Creek Reach-1
Legend
WS 500_year_Existin
WS 100_year_Existin
WS 50_year_Existing
WS 25_year_Existing
WS 10_year_Existing
WS 5_year_Existing
WS 2_year_Existing
Ground
Left Levee
Right Levee
Elevation (ft)
4820
4800
4780
4760
4740
4720
24957 Fountain Creek 47.0
25746 Fountain Creek 49.0
26379 Fountain Creek 50.0
26889 Fountain Creek 51.0
27317 Fountain Creek 52.0
27781 Fountain Creek 53.0
28312 Fountain Creek 54.0
28881 Fountain Creek 55.0
29316 Fountain Creek 56.0
29813 Fountain Creek 57.0
30271 Fountain Creek 58.0
30997 Fountain Creek 59.0
31714 Fountain Creek 60.0
32307 Fountain Creek 61.0
33553 Fountain Creek 64.0
34395 Fountain Creek 65.0
36000 Fountain Creek 68.0
36760 Fountain Creek 68.5
37341 Fountain Creek 70.0
38027 Fountain Creek 72.0
38550 Fountain Creek 73.0
39069 Fountain Creek 74.0
26000
28000
30000
32000
34000
36000
38000
40000
Main Channel Distance (ft)

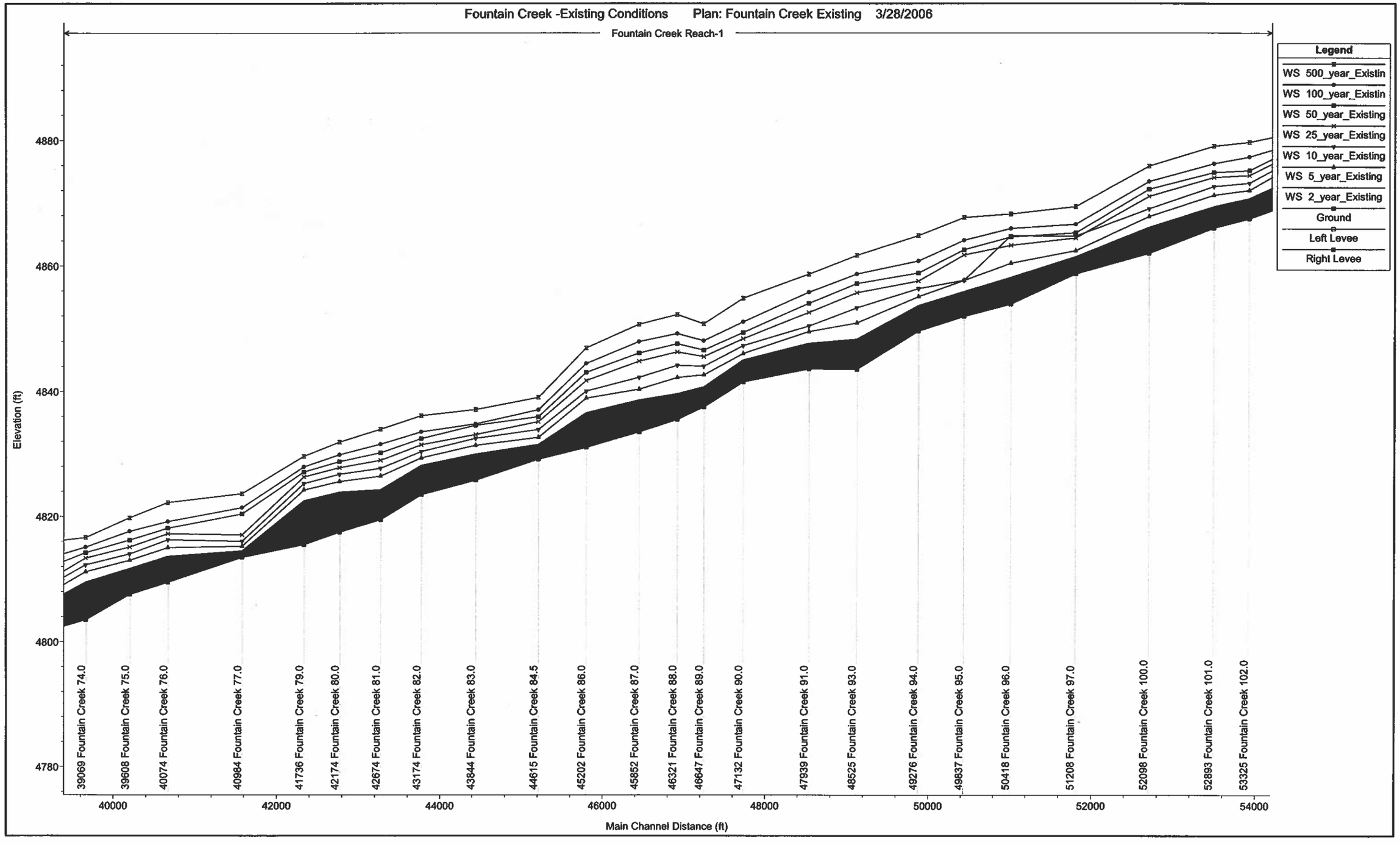
Fountain Creek -Existing Conditions Plan: Fountain Creek Existing 3/28/2006
Fountain Creek Reach-1
Legend
WS 500_year_Existin
WS 100_year_Existin
WS 50_year_Existing
WS 25_year_Existing
WS 10_year_Existing
WS 5_year_Existing
WS 2_year_Existing
Ground
Left Levee
Right Levee
Elevation (ft)
4880
4860
4840
4820
4800
4780
39069 Fountain Creek 74.0
39608 Fountain Creek 75.0
40074 Fountain Creek 76.0
40984 Fountain Creek 77.0
41736 Fountain Creek 79.0
42174 Fountain Creek 80.0
42674 Fountain Creek 81.0
43174 Fountain Creek 82.0
43844 Fountain Creek 83.0
44615 Fountain Creek 84.5
45202 Fountain Creek 86.0
45852 Fountain Creek 87.0
46321 Fountain Creek 88.0
46647 Fountain Creek 89.0
47132 Fountain Creek 90.0
47939 Fountain Creek 91.0
48525 Fountain Creek 93.0
49276 Fountain Creek 94.0
49837 Fountain Creek 95.0
50418 Fountain Creek 96.0
51208 Fountain Creek 97.0
52098 Fountain Creek 100.0
52893 Fountain Creek 101.0
53325 Fountain Creek 102.0
40000
42000
44000
46000
48000
50000
52000
54000
Main Channel Distance (ft)

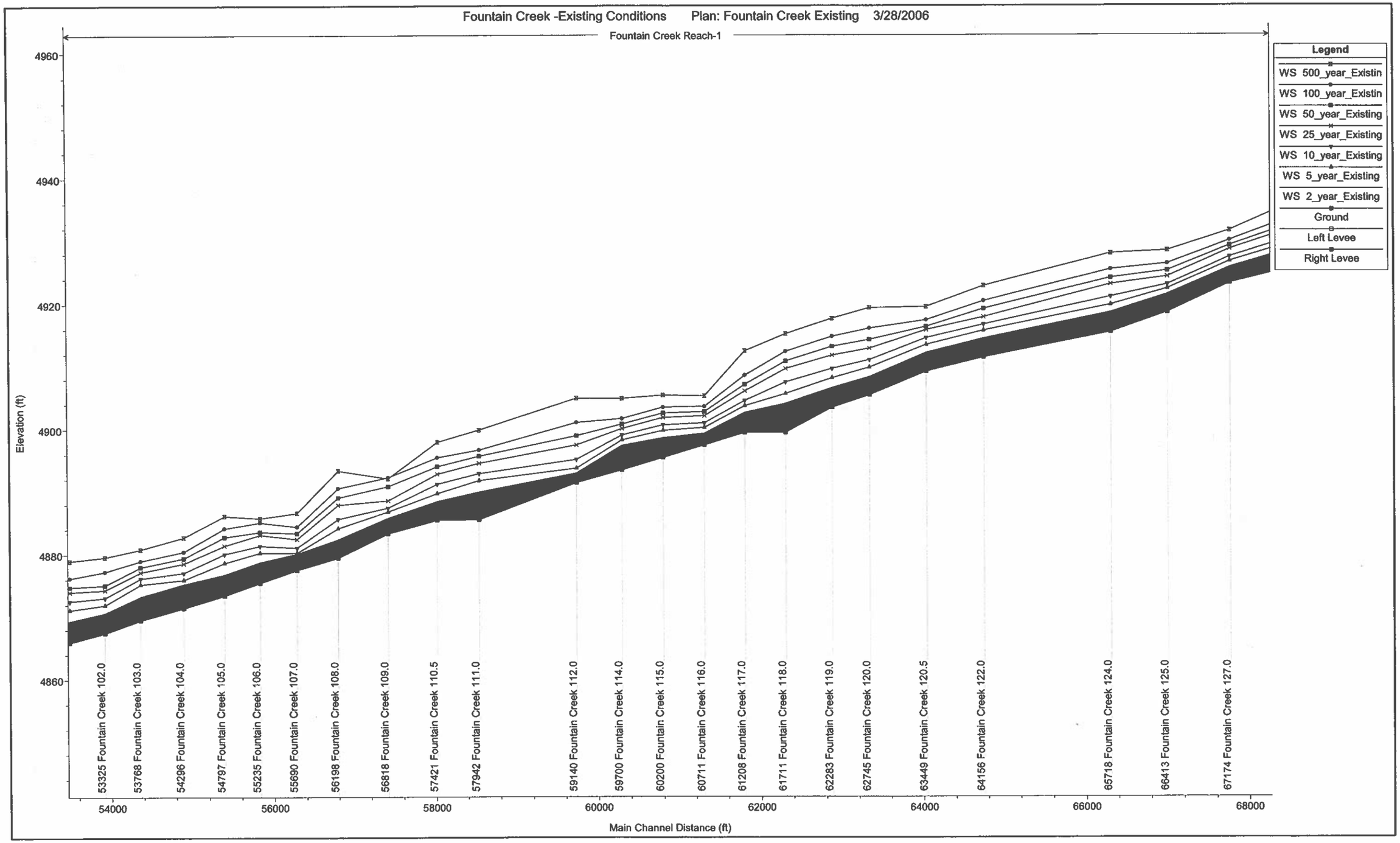
Fountain Creek -Existing Conditions Plan: Fountain Creek Existing 3/28/2006
Fountain Creek Reach-1
Legend
WS 500_year_Existin
WS 100_year_Existin
WS 50_year_Existing
WS 25_year_Existing
WS 10_year_Existing
WS 5_year_Existing
WS 2_year_Existing
Ground
Left Levee
Right Levee
Elevation (ft)
4960
4940
4920
4900
4880
4860
53325 Fountain Creek 102.0
53768 Fountain Creek 103.0
54296 Fountain Creek 104.0
54797 Fountain Creek 105.0
55235 Fountain Creek 106.0
55690 Fountain Creek 107.0
56198 Fountain Creek 108.0
56818 Fountain Creek 109.0
57421 Fountain Creek 110.5
57942 Fountain Creek 111.0
59140 Fountain Creek 112.0
59700 Fountain Creek 114.0
60200 Fountain Creek 115.0
60711 Fountain Creek 116.0
61208 Fountain Creek 117.0
61711 Fountain Creek 118.0
62283 Fountain Creek 119.0
62745 Fountain Creek 120.0
63449 Fountain Creek 120.5
64156 Fountain Creek 122.0
65718 Fountain Creek 124.0
66413 Fountain Creek 125.0
67174 Fountain Creek 127.0
54000
56000
58000
60000
62000
64000
66000
68000
Main Channel Distance (ft)

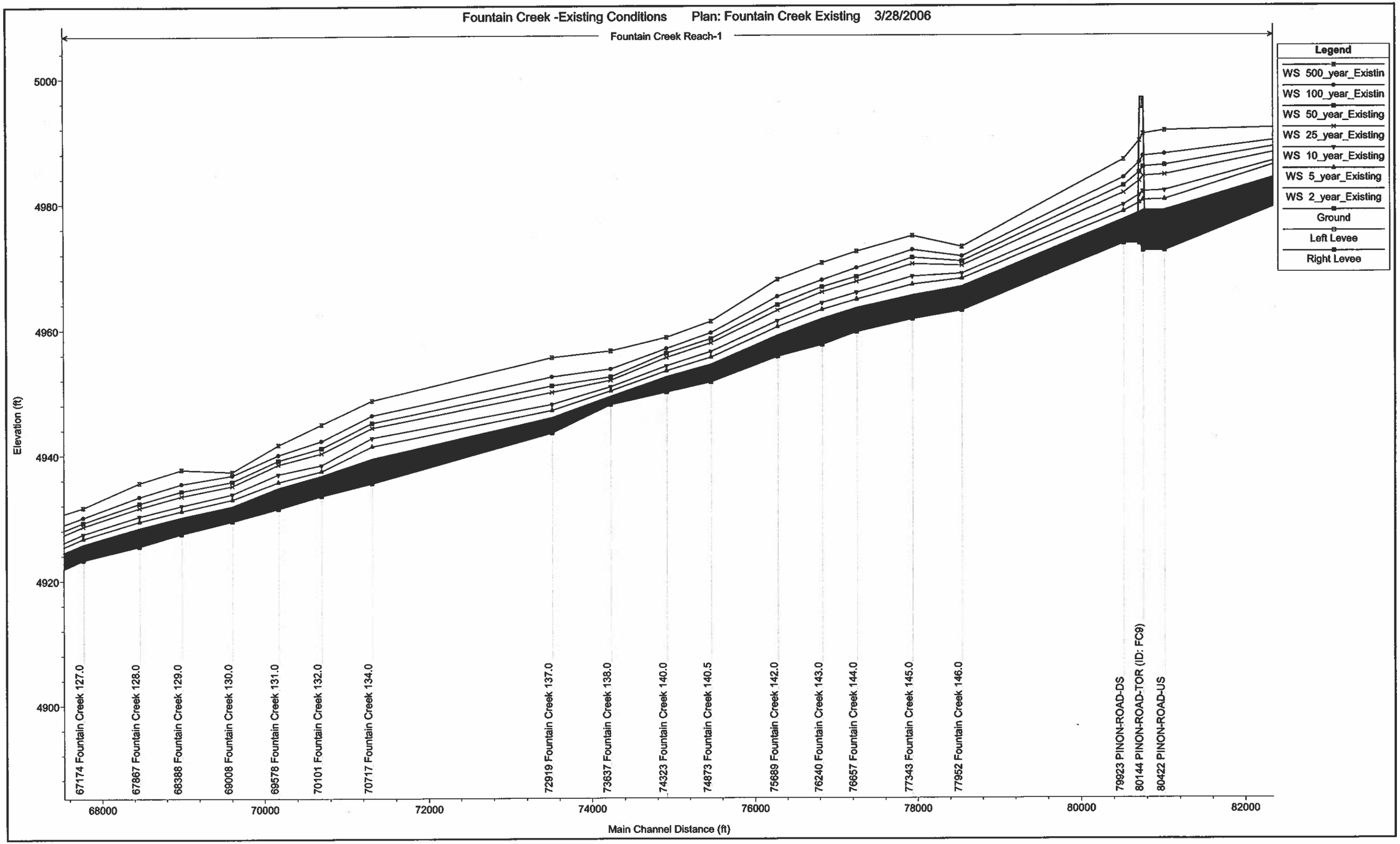
Fountain Creek -Existing Conditions Plan: Fountain Creek Existing 3/28/2006
Fountain Creek Reach-1
Legend
WS 500_year_Existin
WS 100_year_Existin
WS 50_year_Existing
WS 25_year_Existing
WS 10_year_Existing
WS 5_year_Existing
WS 2_year_Existing
Ground
Left Levee
Right Levee
Elevation (ft)
5000
4980
4960
4940
4920
4900
67174 Fountain Creek 127.0
67867 Fountain Creek 128.0
68388 Fountain Creek 129.0
69008 Fountain Creek 130.0
69578 Fountain Creek 131.0
70101 Fountain Creek 132.0
70717 Fountain Creek 134.0
72919 Fountain Creek 137.0
73637 Fountain Creek 138.0
74323 Fountain Creek 140.0
74873 Fountain Creek 140.5
75689 Fountain Creek 142.0
76240 Fountain Creek 143.0
76657 Fountain Creek 144.0
77343 Fountain Creek 145.0
77952 Fountain Creek 146.0
79923 PINON-ROAD-DS
80144 PINON-ROAD-TOR (ID: FC9)
80422 PINON-ROAD-US
68000
70000
72000
74000
76000
78000
80000
82000
Main Channel Distance (ft)

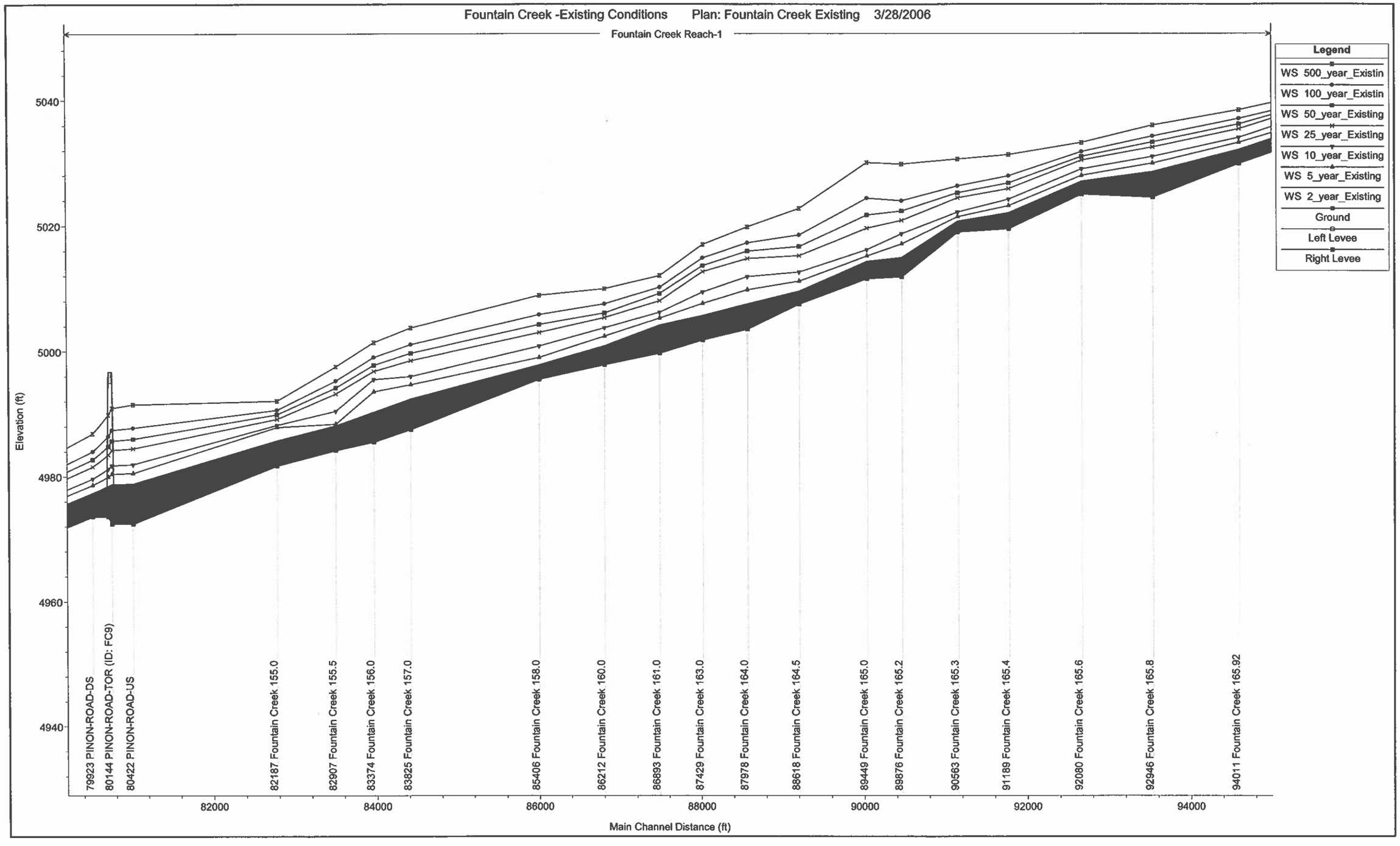
Fountain Creek -Existing Conditions Plan: Fountain Creek Existing 3/28/2006
Fountain Creek Reach-1
Legend
WS 500_year_Existin
WS 100_year_Existin
WS 50_year_Existing
WS 25_year_Existing
WS 10_year_Existing
WS 5_year_Existing
WS 2_year_Existing
Ground
Left Levee
Right Levee
Elevation (ft)
5040
5020
5000
4980
4960
4940
79923 PINON-ROAD-DS
80144 PINON-ROAD-TOR (ID: FC9)
80422 PINON-ROAD-US
82187 Fountain Creek 155.0
82907 Fountain Creek 155.5
83374 Fountain Creek 156.0
83825 Fountain Creek 157.0
85406 Fountain Creek 158.0
86212 Fountain Creek 160.0
86893 Fountain Creek 161.0
87429 Fountain Creek 163.0
87978 Fountain Creek 164.0
88618 Fountain Creek 164.5
89449 Fountain Creek 165.0
89876 Fountain Creek 165.2
90563 Fountain Creek 165.3
91189 Fountain Creek 165.4
92080 Fountain Creek 165.6
92946 Fountain Creek 165.8
94011 Fountain Creek 165.92
82000
84000
86000
88000
90000
92000
94000
Main Channel Distance (ft)

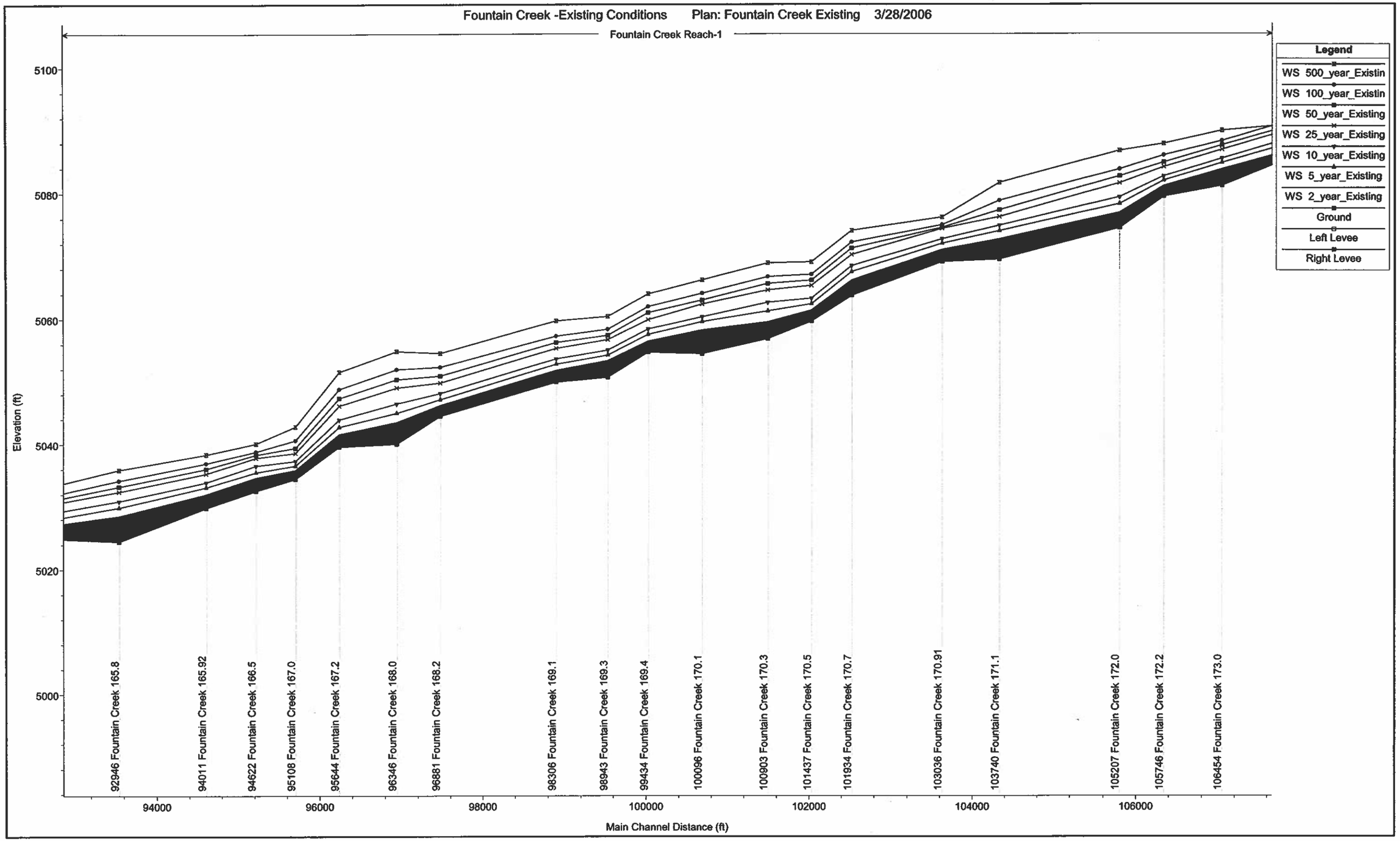
Fountain Creek -Existing Conditions Plan: Fountain Creek Existing 3/28/2006
Fountain Creek Reach-1
Legend
WS 500_year_Existin
WS 100_year_Existin
WS 50_year_Existing
WS 25_year_Existing
WS 10_year_Existing
WS 5_year_Existing
WS 2_year_Existing
Ground
Left Levee
Right Levee
Elevation (ft)
5100
5080
5060
5040
5020
5000
92946 Fountain Creek 165.8
94011 Fountain Creek 165.92
94622 Fountain Creek 166.5
95108 Fountain Creek 167.0
95644 Fountain Creek 167.2
96346 Fountain Creek 168.0
96881 Fountain Creek 168.2
98306 Fountain Creek 169.1
98943 Fountain Creek 169.3
99434 Fountain Creek 169.4
100096 Fountain Creek 170.1
100903 Fountain Creek 170.3
101437 Fountain Creek 170.5
101934 Fountain Creek 170.7
103036 Fountain Creek 170.91
103740 Fountain Creek 171.1
105207 Fountain Creek 172.0
105746 Fountain Creek 172.2
106454 Fountain Creek 173.0
94000
96000
98000
100000
102000
104000
106000
Main Channel Distance (ft)

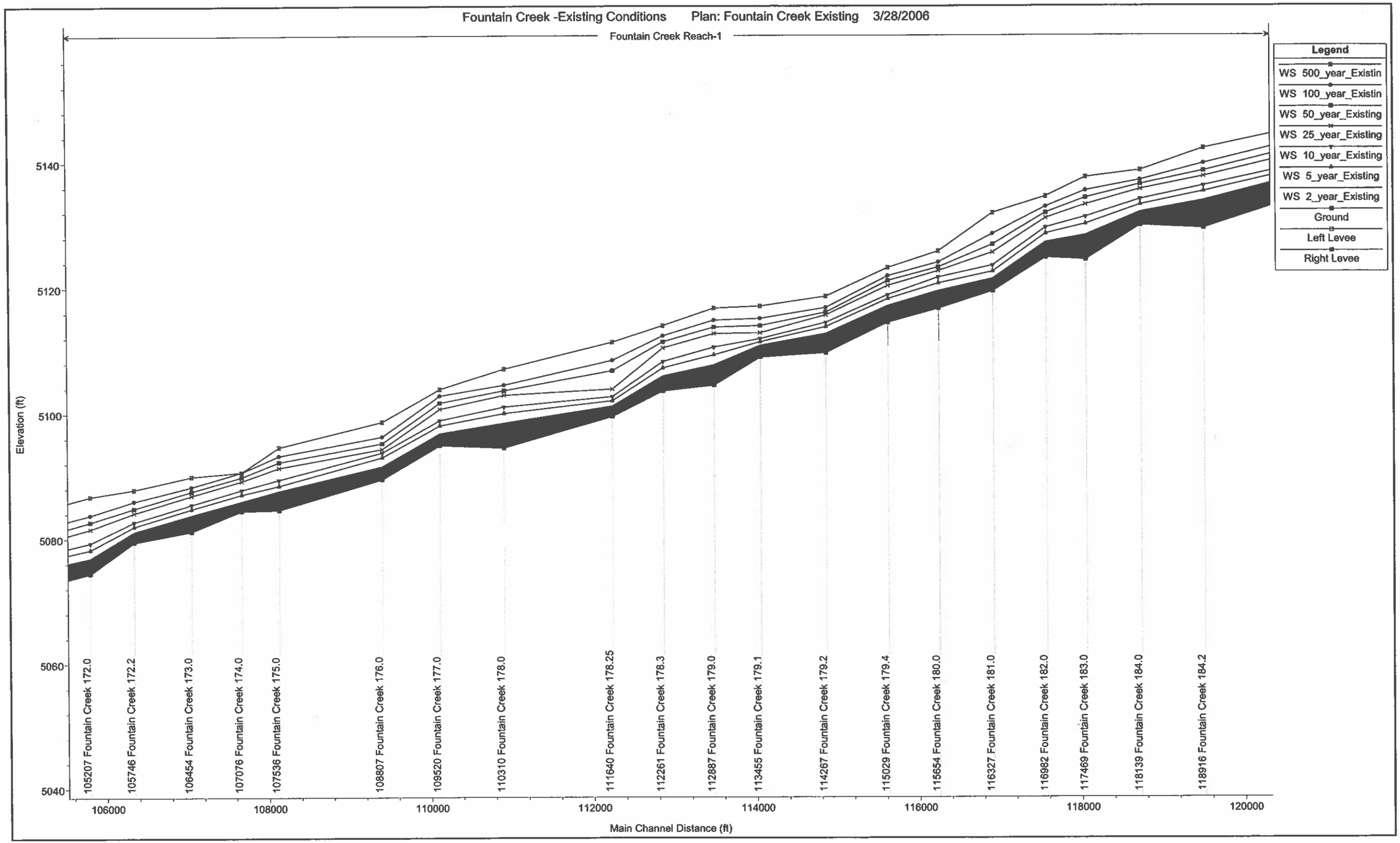
Fountain Creek -Existing Conditions Plan: Fountain Creek Existing 3/28/2006
Fountain Creek Reach-1
Legend
WS 500_year_Existin
WS 100_year_Existin
WS 50_year_Existing
WS 25_year_Existing
WS 10_year_Existing
WS 5_year_Existing
WS 2_year_Existing
Ground
Left Levee
Right Levee
Elevation (ft)
5140
5120
5100
5080
5060
5040
105207 Fountain Creek 172.0
105746 Fountain Creek 172.2
106454 Fountain Creek 173.0
107076 Fountain Creek 174.0
107536 Fountain Creek 175.0
108807 Fountain Creek 176.0
109520 Fountain Creek 177.0
110310 Fountain Creek 178.0
111640 Fountain Creek 178.25
112261 Fountain Creek 178.3
112887 Fountain Creek 179.0
113455 Fountain Creek 179.1
114267 Fountain Creek 179.2
115029 Fountain Creek 179.4
115654 Fountain Creek 180.0
116327 Fountain Creek 181.0
116982 Fountain Creek 182.0
117469 Fountain Creek 183.0
118139 Fountain Creek 184.0
118916 Fountain Creek 184.2
106000
108000
110000
112000
114000
116000
118000
120000
Main Channel Distance (ft)

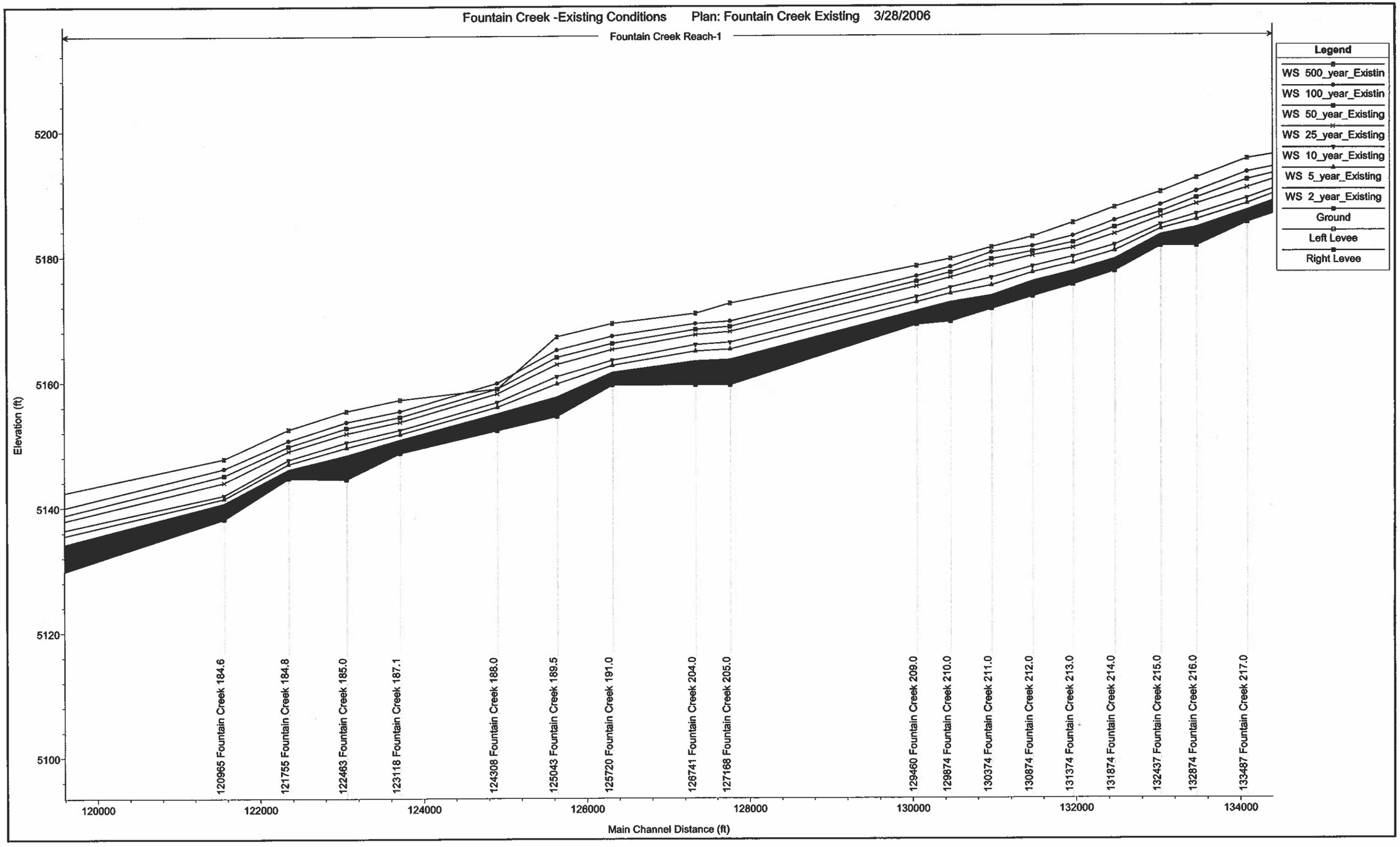
Fountain Creek -Existing Conditions Plan: Fountain Creek Existing 3/28/2006
Fountain Creek Reach-1
Legend
WS 500_year_Existin
WS 100_year_Existin
WS 50_year_Existing
WS 25_year_Existing
WS 10_year_Existing
WS 5_year_Existing
WS 2_year_Existing
Ground
Left Levee
Right Levee
Elevation (ft)
5200
5180
5160
5140
5120
5100
120965 Fountain Creek 184.6
121755 Fountain Creek 184.8
122463 Fountain Creek 185.0
123118 Fountain Creek 187.1
124308 Fountain Creek 188.0
125043 Fountain Creek 189.5
125720 Fountain Creek 191.0
126741 Fountain Creek 204.0
127168 Fountain Creek 205.0
129460 Fountain Creek 209.0
129874 Fountain Creek 210.0
130374 Fountain Creek 211.0
130874 Fountain Creek 212.0
131374 Fountain Creek 213.0
131874 Fountain Creek 214.0
132437 Fountain Creek 215.0
132874 Fountain Creek 216.0
133487 Fountain Creek 217.0
120000
122000
124000
126000
128000
130000
132000
134000
Main Channel Distance (ft)

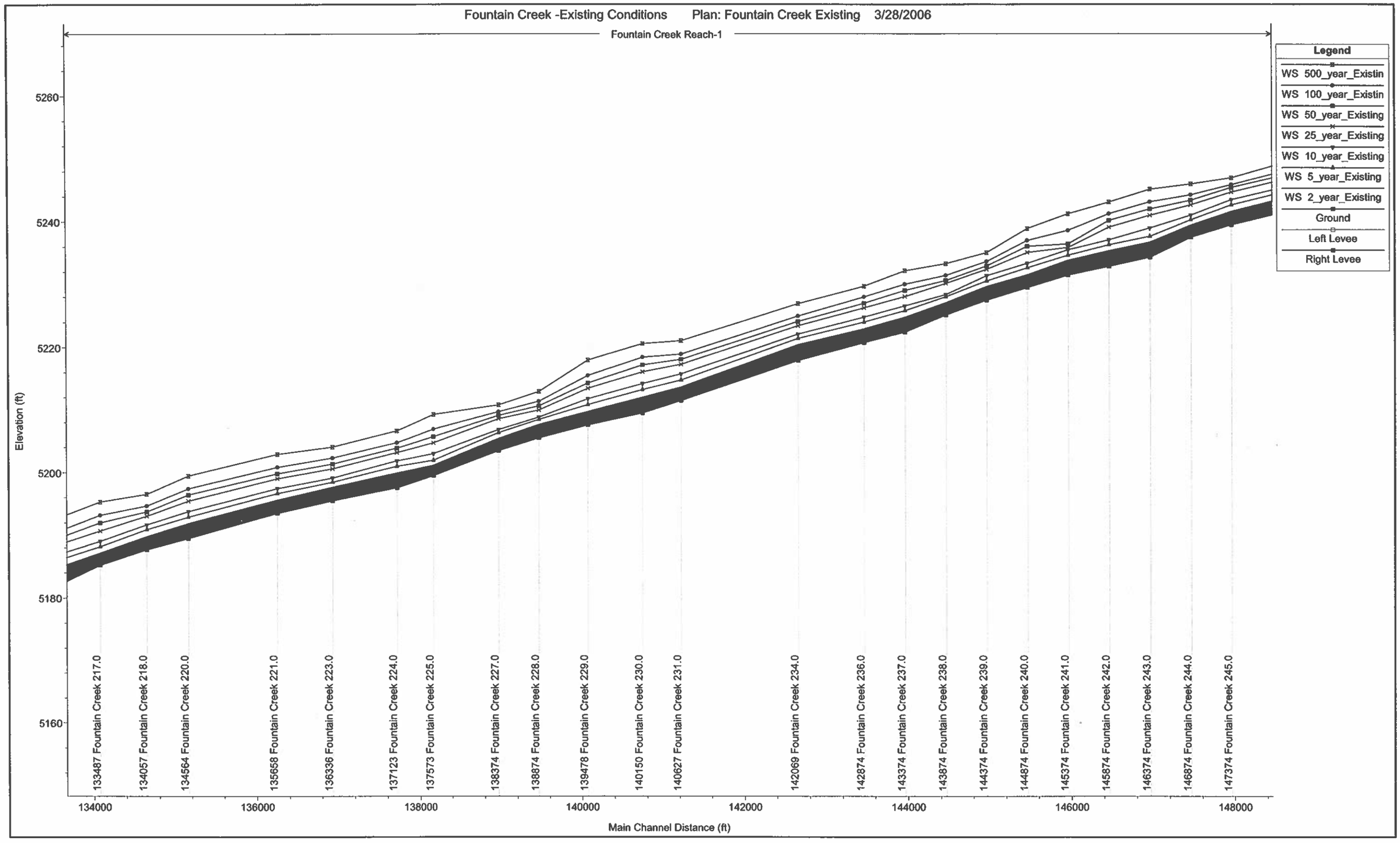
Fountain Creek -Existing Conditions Plan: Fountain Creek Existing 3/28/2006
Fountain Creek Reach-1
Legend
WS 500_year_Existin
WS 100_year_Existin
WS 50_year_Existing
WS 25_year_Existing
WS 10_year_Existing
WS 5_year_Existing
WS 2_year_Existing
Ground
Left Levee
Right Levee
Elevation (ft)
5260
5240
5220
5200
5180
5160
133487 Fountain Creek 217.0
134057 Fountain Creek 218.0
134564 Fountain Creek 220.0
135658 Fountain Creek 221.0
136336 Fountain Creek 223.0
137123 Fountain Creek 224.0
137573 Fountain Creek 225.0
138374 Fountain Creek 227.0
138874 Fountain Creek 228.0
139478 Fountain Creek 229.0
140150 Fountain Creek 230.0
140627 Fountain Creek 231.0
142069 Fountain Creek 234.0
142874 Fountain Creek 236.0
143374 Fountain Creek 237.0
143874 Fountain Creek 238.0
144374 Fountain Creek 239.0
144874 Fountain Creek 240.0
145374 Fountain Creek 241.0
145874 Fountain Creek 242.0
146374 Fountain Creek 243.0
146874 Fountain Creek 244.0
147374 Fountain Creek 245.0
134000
136000
138000
140000
142000
144000
146000
148000
Main Channel Distance (ft)

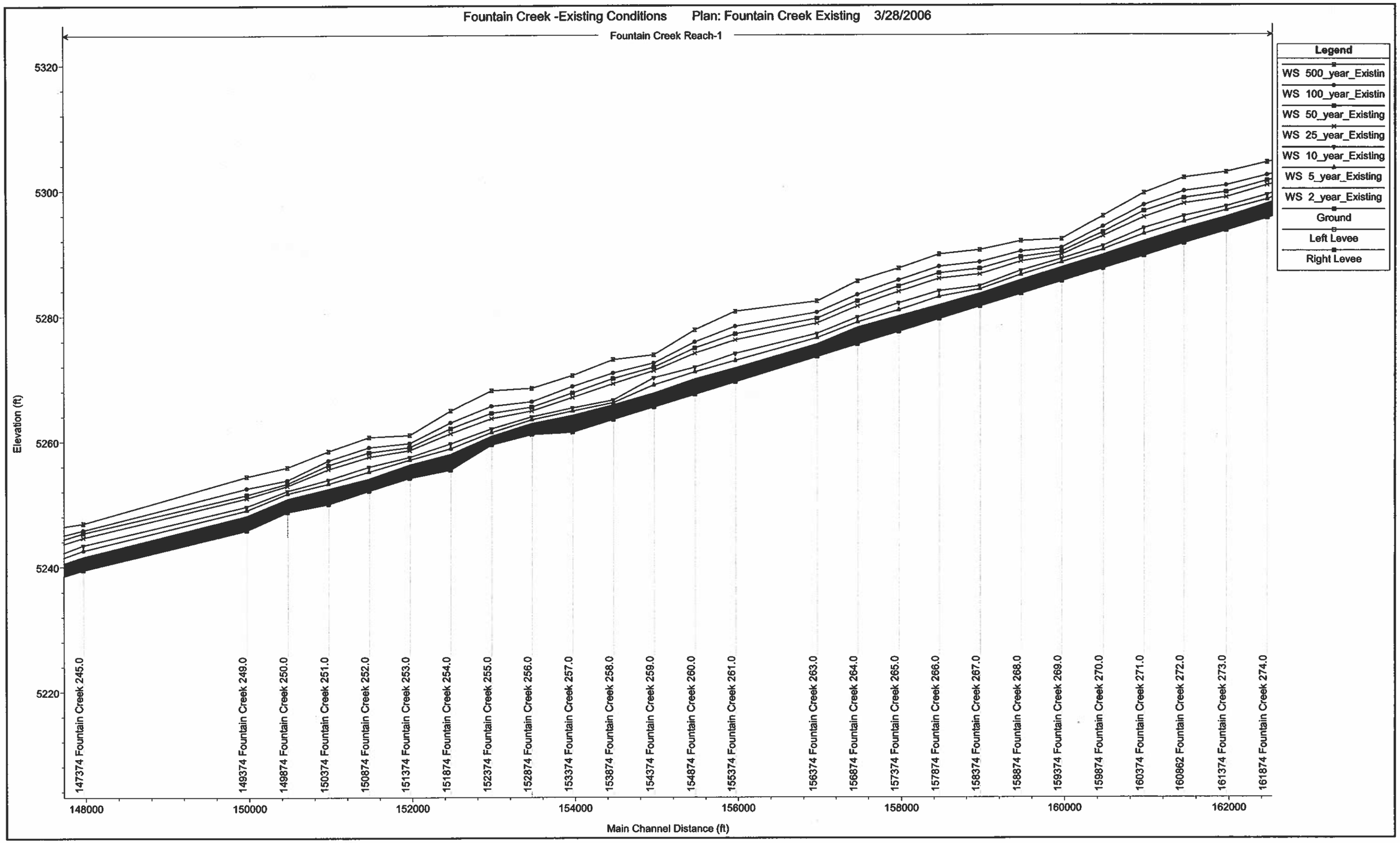
Fountain Creek -Existing Conditions Plan: Fountain Creek Existing 3/28/2006
Fountain Creek Reach-1
Legend
WS 500_year_Existin
WS 100_year_Existin
WS 50_year_Existing
WS 25_year_Existing
WS 10_year_Existing
WS 5_year_Existing
WS 2_year_Existing
Ground
Left Levee
Right Levee
Elevation (ft)
5320
5300
5280
5260
5240
5220
147374 Fountain Creek 245.0
149374 Fountain Creek 249.0
149874 Fountain Creek 250.0
150374 Fountain Creek 251.0
150874 Fountain Creek 252.0
151374 Fountain Creek 253.0
151874 Fountain Creek 254.0
152374 Fountain Creek 255.0
152874 Fountain Creek 256.0
153374 Fountain Creek 257.0
153874 Fountain Creek 258.0
154374 Fountain Creek 259.0
154874 Fountain Creek 260.0
155374 Fountain Creek 261.0
156374 Fountain Creek 263.0
156874 Fountain Creek 264.0
157374 Fountain Creek 265.0
157874 Fountain Creek 266.0
158374 Fountain Creek 267.0
158874 Fountain Creek 268.0
159374 Fountain Creek 269.0
159874 Fountain Creek 270.0
160374 Fountain Creek 271.0
160862 Fountain Creek 272.0
161374 Fountain Creek 273.0
161874 Fountain Creek 274.0
148000
150000
152000
154000
156000
158000
160000
162000
Main Channel Distance (ft)

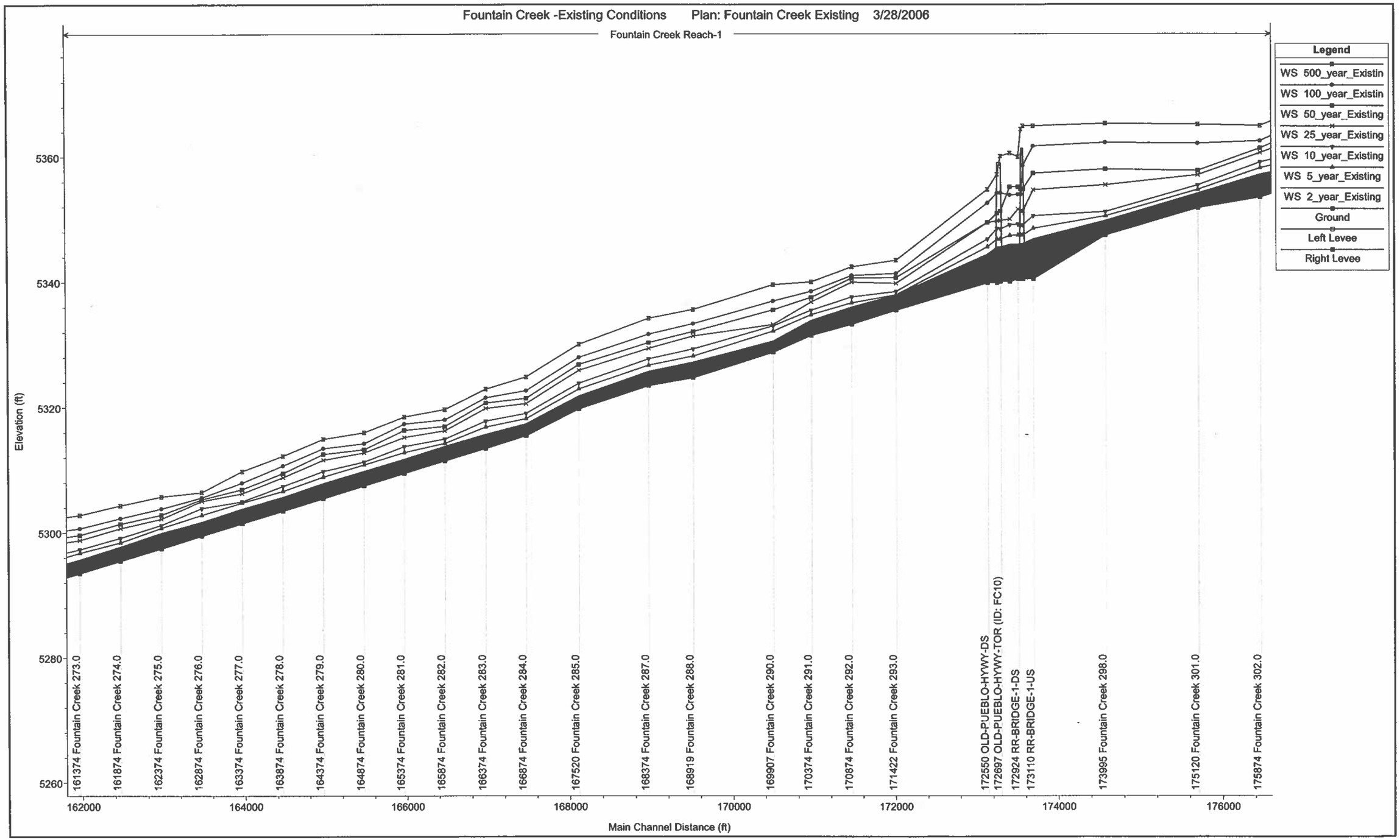
Fountain Creek -Existing Conditions Plan: Fountain Creek Existing 3/28/2006
Fountain Creek Reach-1
Legend
WS 500_year_Existin
WS 100_year_Existin
WS 50_year_Existing
WS 25_year_Existing
WS 10_year_Existing
WS 5_year_Existing
WS 2_year_Existing
Ground
Left Levee
Right Levee
Elevation (ft)
5360
5340
5320
5300
5280
5260
161374 Fountain Creek 273.0
161874 Fountain Creek 274.0
162374 Fountain Creek 275.0
162874 Fountain Creek 276.0
163374 Fountain Creek 277.0
163874 Fountain Creek 278.0
164374 Fountain Creek 279.0
164874 Fountain Creek 280.0
165374 Fountain Creek 281.0
165874 Fountain Creek 282.0
166374 Fountain Creek 283.0
166874 Fountain Creek 284.0
167520 Fountain Creek 285.0
168374 Fountain Creek 287.0
168919 Fountain Creek 288.0
169907 Fountain Creek 290.0
170374 Fountain Creek 291.0
170874 Fountain Creek 292.0
171422 Fountain Creek 293.0
172550 OLD-PUEBLO-HYWY-DS
172697 OLD-PUEBLO-HYWY-TOR (ID: FC10)
172924 RR-BRIDGE-1-DS
173110 RR-BRIDGE-1-US
173995 Fountain Creek 298.0
175120 Fountain Creek 301.0
175874 Fountain Creek 302.0
162000
164000
166000
168000
170000
172000
174000
176000
Main Channel Distance (ft)

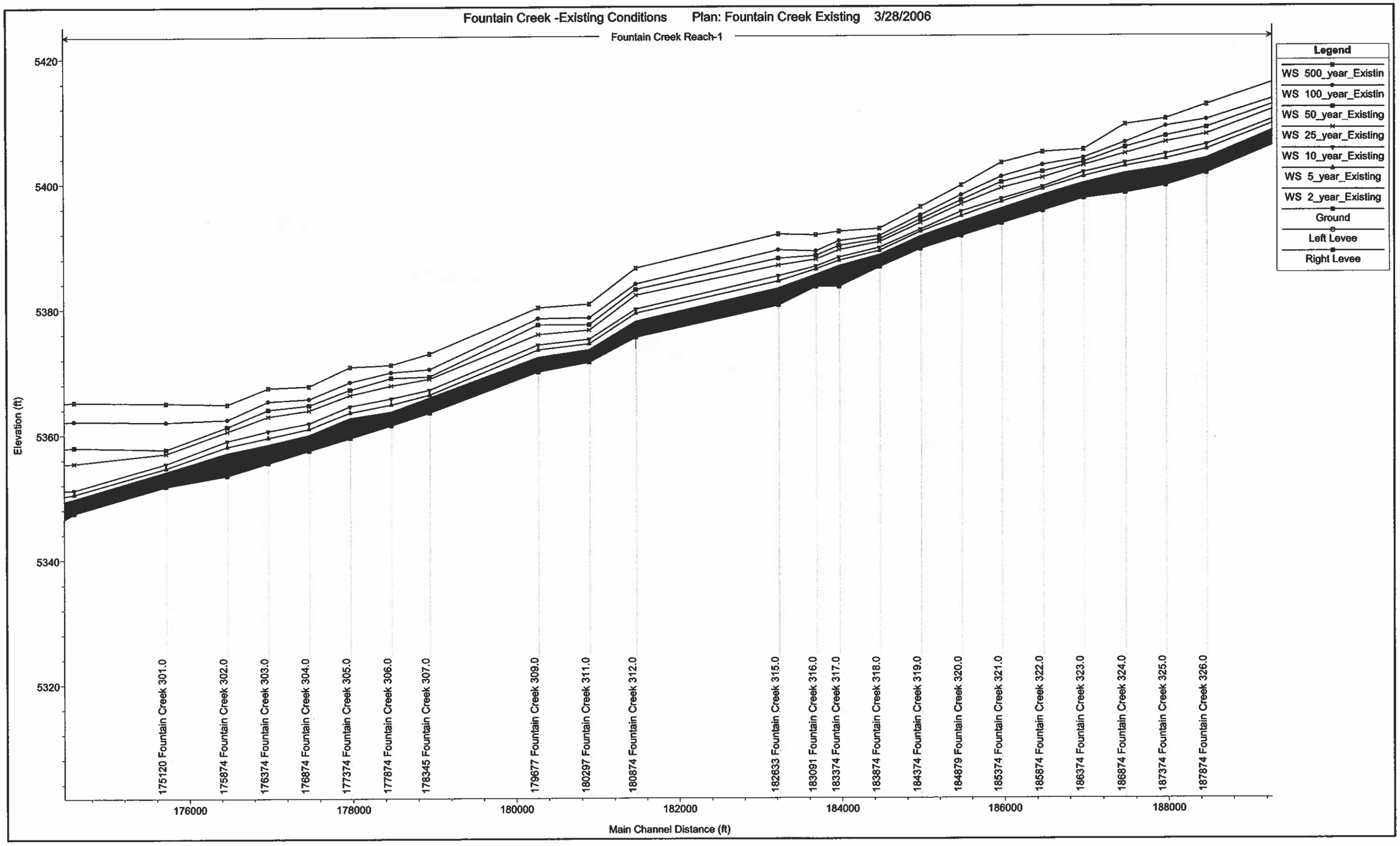
Fountain Creek -Existing Conditions Plan: Fountain Creek Existing 3/28/2006
Fountain Creek Reach-1
Legend
WS 500_year_Existin
WS 100_year_Existin
WS 50_year_Existing
WS 25_year_Existing
WS 10_year_Existing
WS 5_year_Existing
WS 2_year_Existing
Ground
Left Levee
Right Levee
Elevation (ft)
5420
5400
5380
5360
5340
5320
175120 Fountain Creek 301.0
175874 Fountain Creek 302.0
176374 Fountain Creek 303.0
176874 Fountain Creek 304.0
177374 Fountain Creek 305.0
177874 Fountain Creek 306.0
178345 Fountain Creek 307.0
179677 Fountain Creek 309.0
180297 Fountain Creek 311.0
180874 Fountain Creek 312.0
182633 Fountain Creek 315.0
183091 Fountain Creek 316.0
183374 Fountain Creek 317.0
183874 Fountain Creek 318.0
184374 Fountain Creek 319.0
184879 Fountain Creek 320.0
185374 Fountain Creek 321.0
185874 Fountain Creek 322.0
186374 Fountain Creek 323.0
186874 Fountain Creek 324.0
187374 Fountain Creek 325.0
187874 Fountain Creek 326.0
176000
178000
180000
182000
184000
186000
188000
Main Channel Distance (ft)

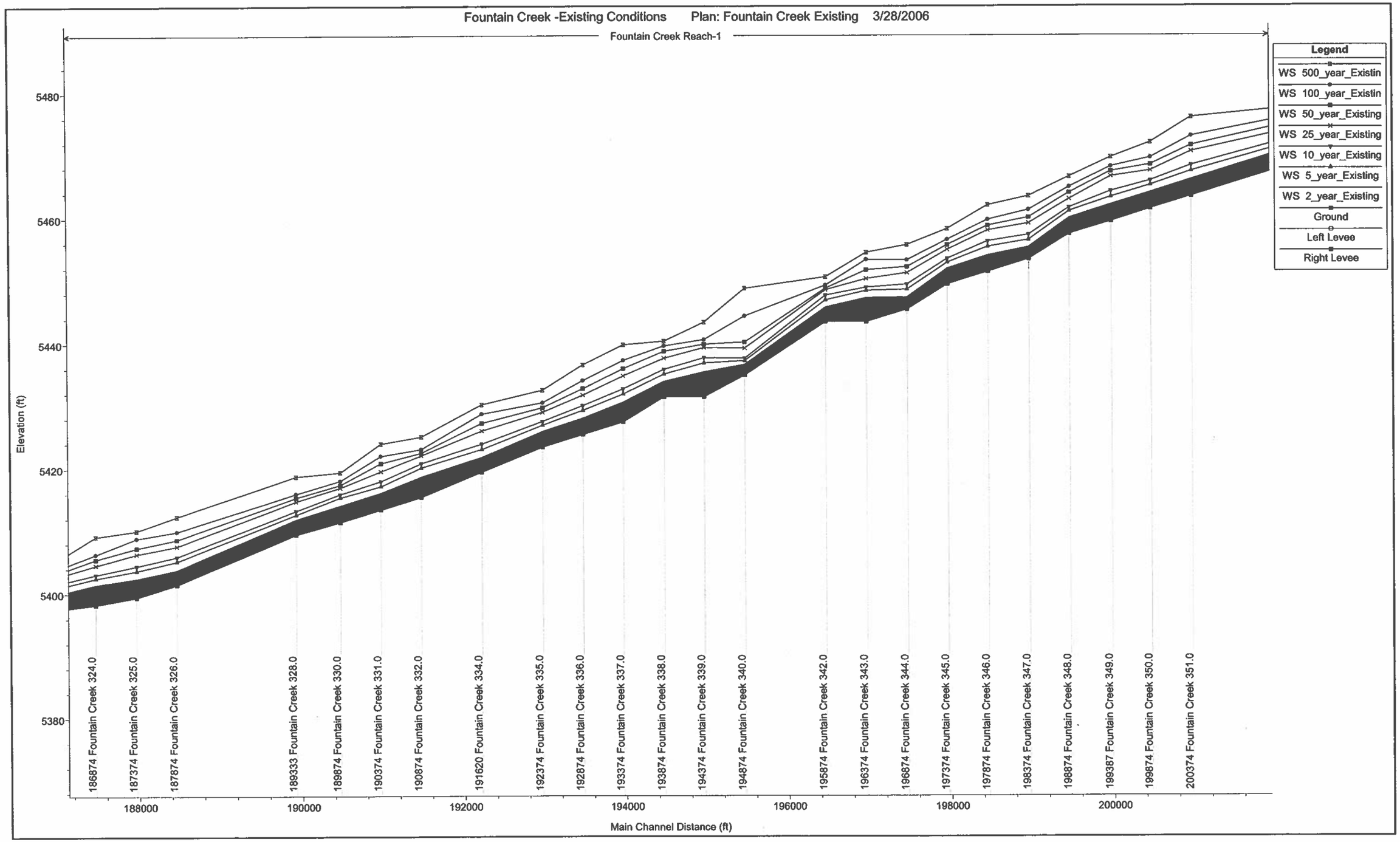
Fountain Creek -Existing Conditions Plan: Fountain Creek Existing 3/28/2006
Fountain Creek Reach-1
Legend
WS 500_year_Existin
WS 100_year_Existin
WS 50_year_Existing
WS 25_year_Existing
WS 10_year_Existing
WS 5_year_Existing
WS 2_year_Existing
Ground
Left Levee
Right Levee
Elevation (ft)
5480
5460
5440
5420
5400
5380
186874 Fountain Creek 324.0
187374 Fountain Creek 325.0
187874 Fountain Creek 326.0
189333 Fountain Creek 328.0
189874 Fountain Creek 330.0
190374 Fountain Creek 331.0
190874 Fountain Creek 332.0
191620 Fountain Creek 334.0
192374 Fountain Creek 335.0
192874 Fountain Creek 336.0
193374 Fountain Creek 337.0
193874 Fountain Creek 338.0
194374 Fountain Creek 339.0
194874 Fountain Creek 340.0
195874 Fountain Creek 342.0
196374 Fountain Creek 343.0
196874 Fountain Creek 344.0
197374 Fountain Creek 345.0
197874 Fountain Creek 346.0
198374 Fountain Creek 347.0
198874 Fountain Creek 348.0
199387 Fountain Creek 349.0
199874 Fountain Creek 350.0
200374 Fountain Creek 351.0
188000
190000
192000
194000
196000
198000
200000
Main Channel Distance (ft)

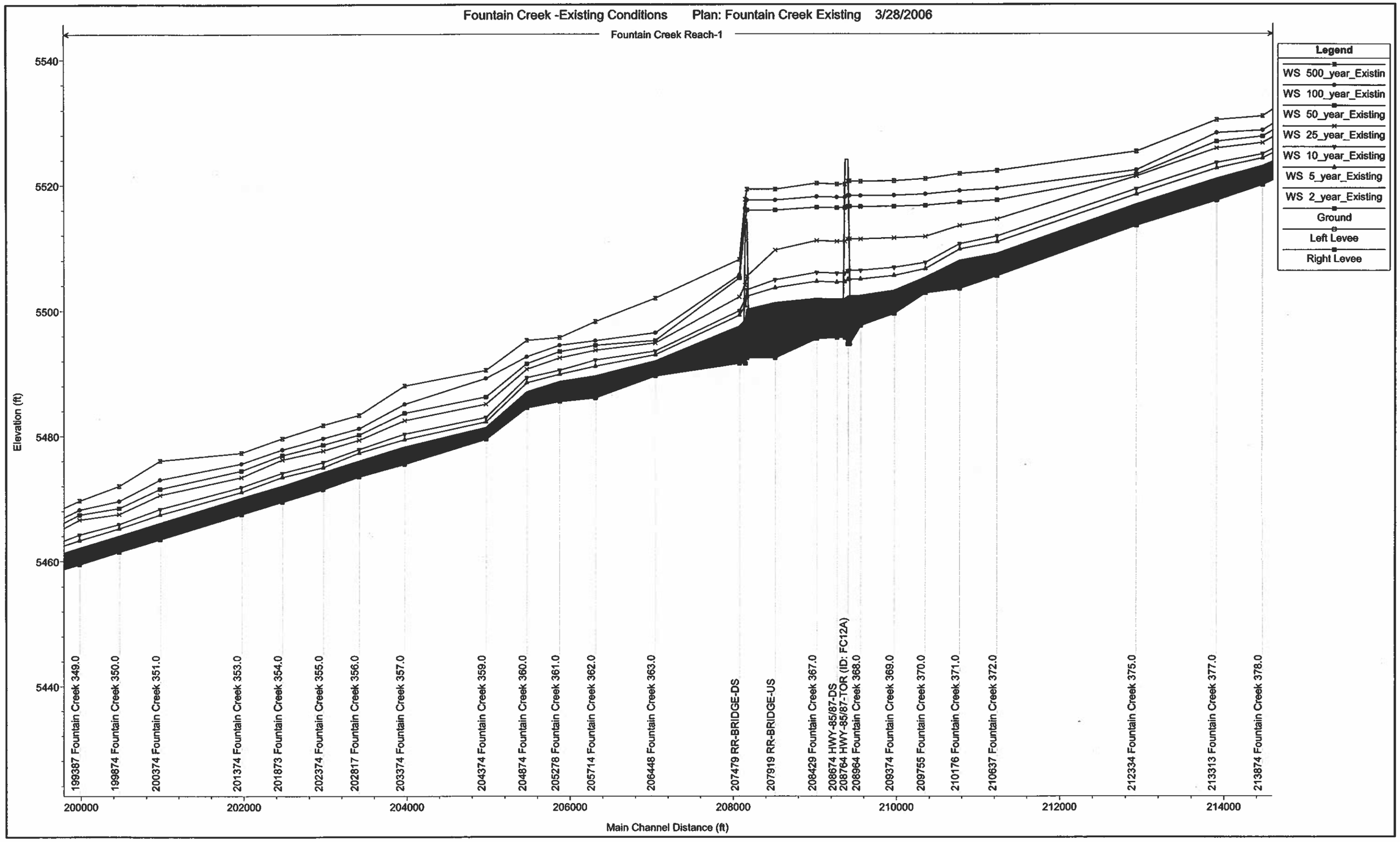
Fountain Creek -Existing Conditions Plan: Fountain Creek Existing 3/28/2006
Fountain Creek Reach-1
Legend
WS 500_year_Existin
WS 100_year_Existin
WS 50_year_Existing
WS 25_year_Existing
WS 10_year_Existing
WS 5_year_Existing
WS 2_year_Existing
Ground
Left Levee
Right Levee
Elevation (ft)
5540
5520
5500
5480
5460
5440
199387 Fountain Creek 349.0
199874 Fountain Creek 350.0
200374 Fountain Creek 351.0
201374 Fountain Creek 353.0
201873 Fountain Creek 354.0
202374 Fountain Creek 355.0
202817 Fountain Creek 356.0
203374 Fountain Creek 357.0
204374 Fountain Creek 359.0
204874 Fountain Creek 360.0
205278 Fountain Creek 361.0
205714 Fountain Creek 362.0
206448 Fountain Creek 363.0
207479 RR-BRIDGE-DS
207919 RR-BRIDGE-US
208429 Fountain Creek 367.0
208674 HWY-85/87-DS
208764 HWY-85/87-TOR (ID: FC12A)
208964 Fountain Creek 368.0
209374 Fountain Creek 369.0
209755 Fountain Creek 370.0
210176 Fountain Creek 371.0
210637 Fountain Creek 372.0
212334 Fountain Creek 375.0
213313 Fountain Creek 377.0
213874 Fountain Creek 378.0
200000
202000
204000
206000
208000
210000
212000
214000
Main Channel Distance (ft)

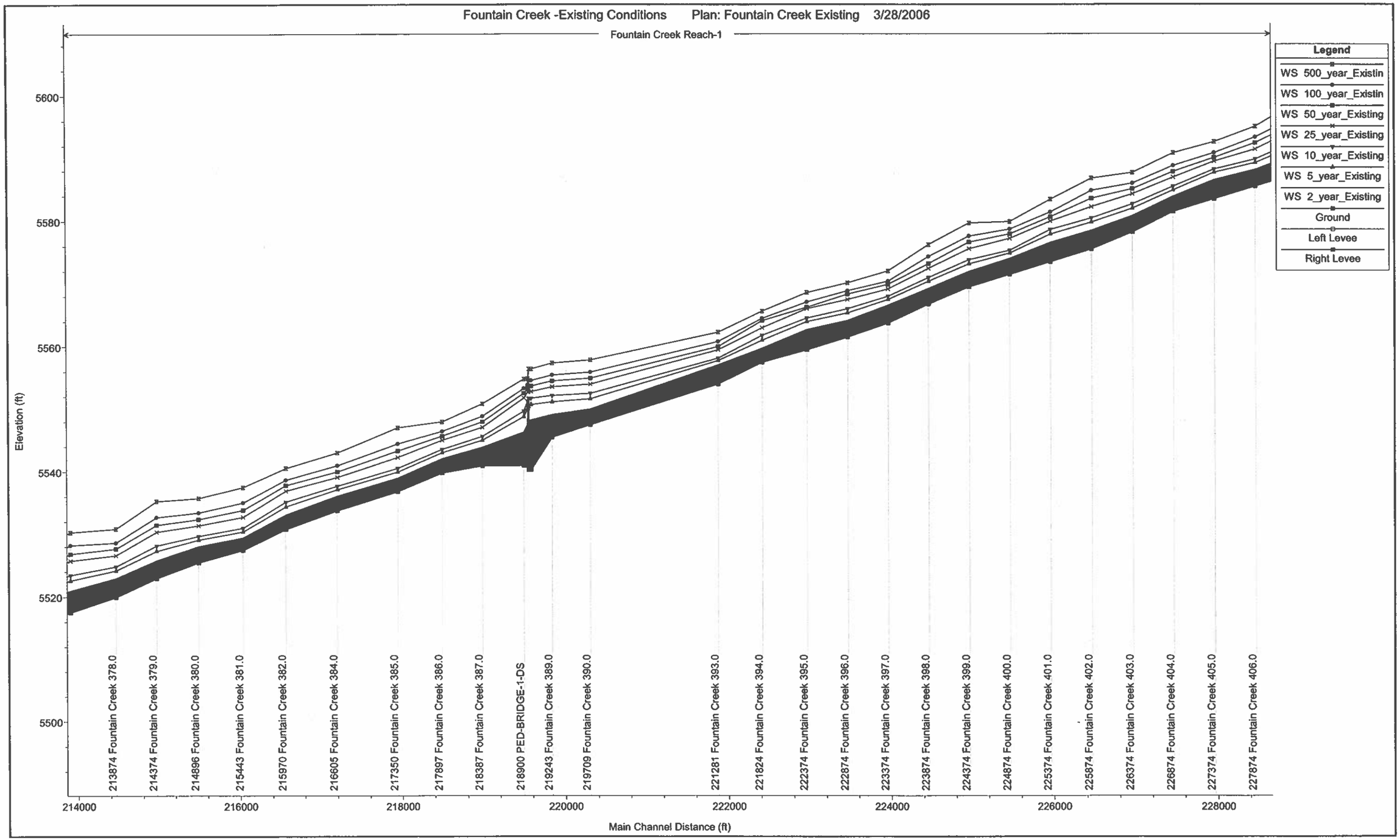
Fountain Creek -Existing Conditions Plan: Fountain Creek Existing 3/28/2006
Fountain Creek Reach-1
Legend
WS 500_year_Existin
WS 100_year_Existin
WS 50_year_Existing
WS 25_year_Existing
WS 10_year_Existing
WS 5_year_Existing
WS 2_year_Existing
Ground
Left Levee
Right Levee
Elevation (ft)
5600
5580
5560
5540
5520
5500
213874 Fountain Creek 378.0
214374 Fountain Creek 379.0
214896 Fountain Creek 380.0
215443 Fountain Creek 381.0
215970 Fountain Creek 382.0
216605 Fountain Creek 384.0
217350 Fountain Creek 385.0
217897 Fountain Creek 386.0
218387 Fountain Creek 387.0
218900 PED-BRIDGE-1-DS
219243 Fountain Creek 389.0
219709 Fountain Creek 390.0
221281 Fountain Creek 393.0
221824 Fountain Creek 394.0
222374 Fountain Creek 395.0
222874 Fountain Creek 396.0
223374 Fountain Creek 397.0
223874 Fountain Creek 398.0
224374 Fountain Creek 399.0
224874 Fountain Creek 400.0
225374 Fountain Creek 401.0
225874 Fountain Creek 402.0
226374 Fountain Creek 403.0
226874 Fountain Creek 404.0
227374 Fountain Creek 405.0
227874 Fountain Creek 406.0
214000
216000
218000
220000
222000
224000
226000
228000
Main Channel Distance (ft)

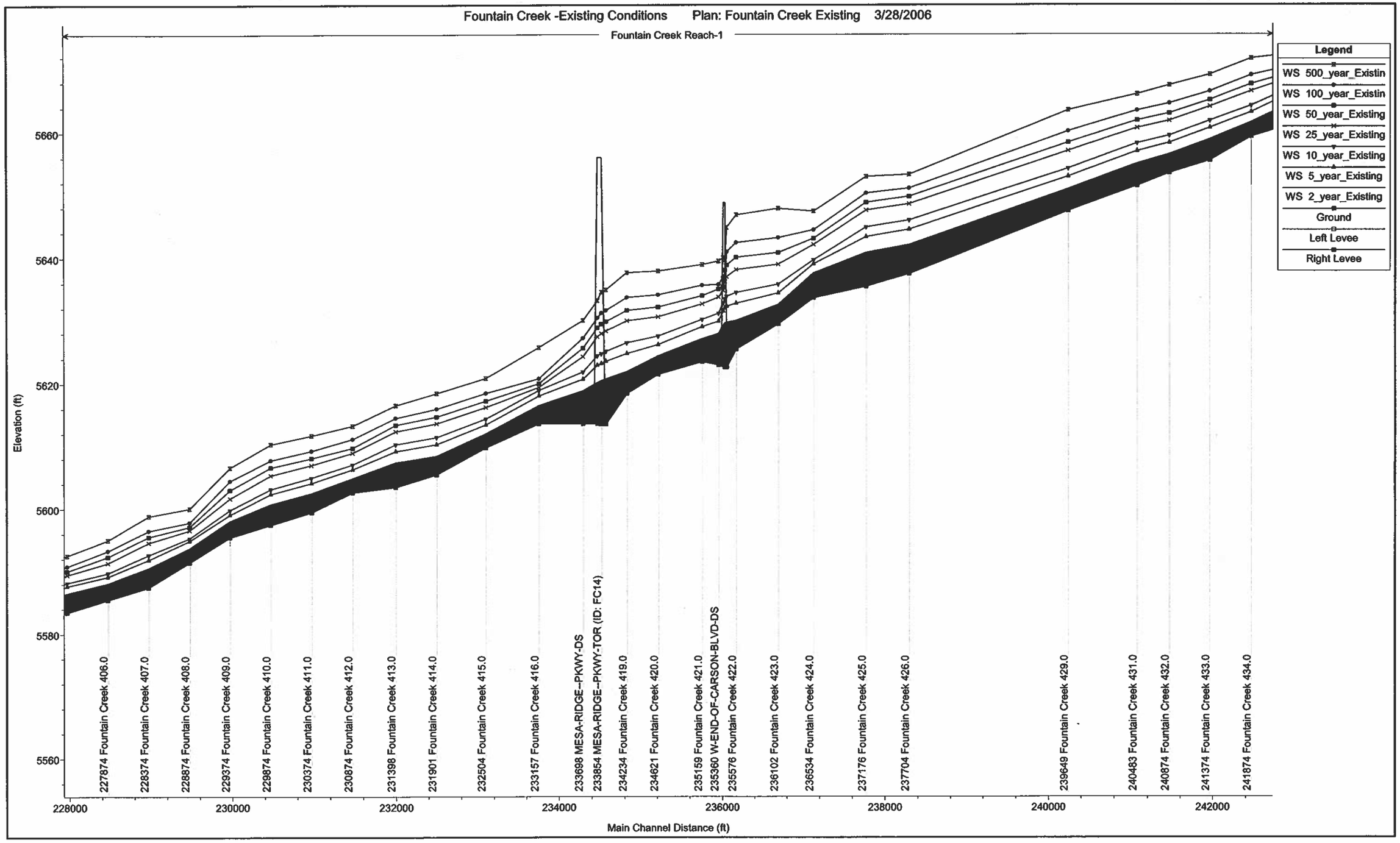
Fountain Creek -Existing Conditions Plan: Fountain Creek Existing 3/28/2006
Fountain Creek Reach-1
Legend
WS 500_year_Existin
WS 100_year_Existin
WS 50_year_Existing
WS 25_year_Existing
WS 10_year_Existing
WS 5_year_Existing
WS 2_year_Existing
Ground
Left Levee
Right Levee
Elevation (ft)
5660
5640
5620
5600
5580
5560
227874 Fountain Creek 406.0
228374 Fountain Creek 407.0
228874 Fountain Creek 408.0
229374 Fountain Creek 409.0
229874 Fountain Creek 410.0
230374 Fountain Creek 411.0
230874 Fountain Creek 412.0
231398 Fountain Creek 413.0
231901 Fountain Creek 414.0
232504 Fountain Creek 415.0
233157 Fountain Creek 416.0
233698 MESA-RIDGE--PKWY-DS
233854 MESA-RIDGE--PKWY-TOR (ID: FC14)
234234 Fountain Creek 419.0
234621 Fountain Creek 420.0
235159 Fountain Creek 421.0
235360 W-END-OF-CARSON-BLVD-DS
235576 Fountain Creek 422.0
236102 Fountain Creek 423.0
236534 Fountain Creek 424.0
237176 Fountain Creek 425.0
237704 Fountain Creek 426.0
239649 Fountain Creek 429.0
240483 Fountain Creek 431.0
240874 Fountain Creek 432.0
241374 Fountain Creek 433.0
241874 Fountain Creek 434.0
228000
230000
232000
234000
236000
238000
240000
242000
Main Channel Distance (ft)

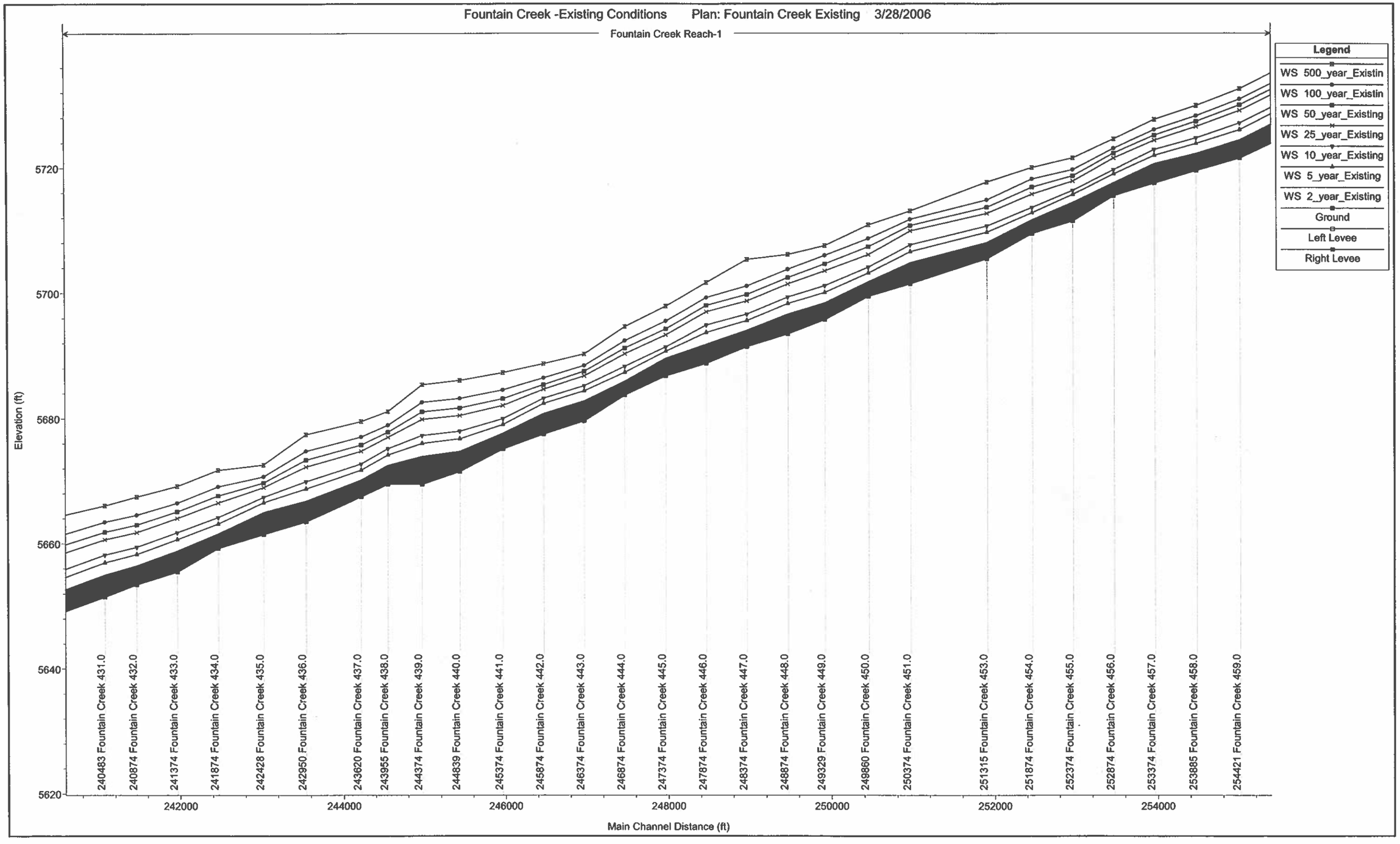
Fountain Creek -Existing Conditions Plan: Fountain Creek Existing 3/28/2006
Fountain Creek Reach-1
Legend
WS 500_year_Existin
WS 100_year_Existin
WS 50_year_Existing
WS 25_year_Existing
WS 10_year_Existing
WS 5_year_Existing
WS 2_year_Existing
Ground
Left Levee
Right Levee
Elevation (ft)
5620
5640
5660
5680
5700
5720
240483 Fountain Creek 431.0
240874 Fountain Creek 432.0
241374 Fountain Creek 433.0
241874 Fountain Creek 434.0
242428 Fountain Creek 435.0
242950 Fountain Creek 436.0
243620 Fountain Creek 437.0
243955 Fountain Creek 438.0
244374 Fountain Creek 439.0
244839 Fountain Creek 440.0
245374 Fountain Creek 441.0
245874 Fountain Creek 442.0
246374 Fountain Creek 443.0
246874 Fountain Creek 444.0
247374 Fountain Creek 445.0
247874 Fountain Creek 446.0
248374 Fountain Creek 447.0
248874 Fountain Creek 448.0
249329 Fountain Creek 449.0
249860 Fountain Creek 450.0
250374 Fountain Creek 451.0
251315 Fountain Creek 453.0
251874 Fountain Creek 454.0
252374 Fountain Creek 455.0
252874 Fountain Creek 456.0
253374 Fountain Creek 457.0
253885 Fountain Creek 458.0
254421 Fountain Creek 459.0
242000
244000
246000
248000
250000
252000
254000
Main Channel Distance (ft)

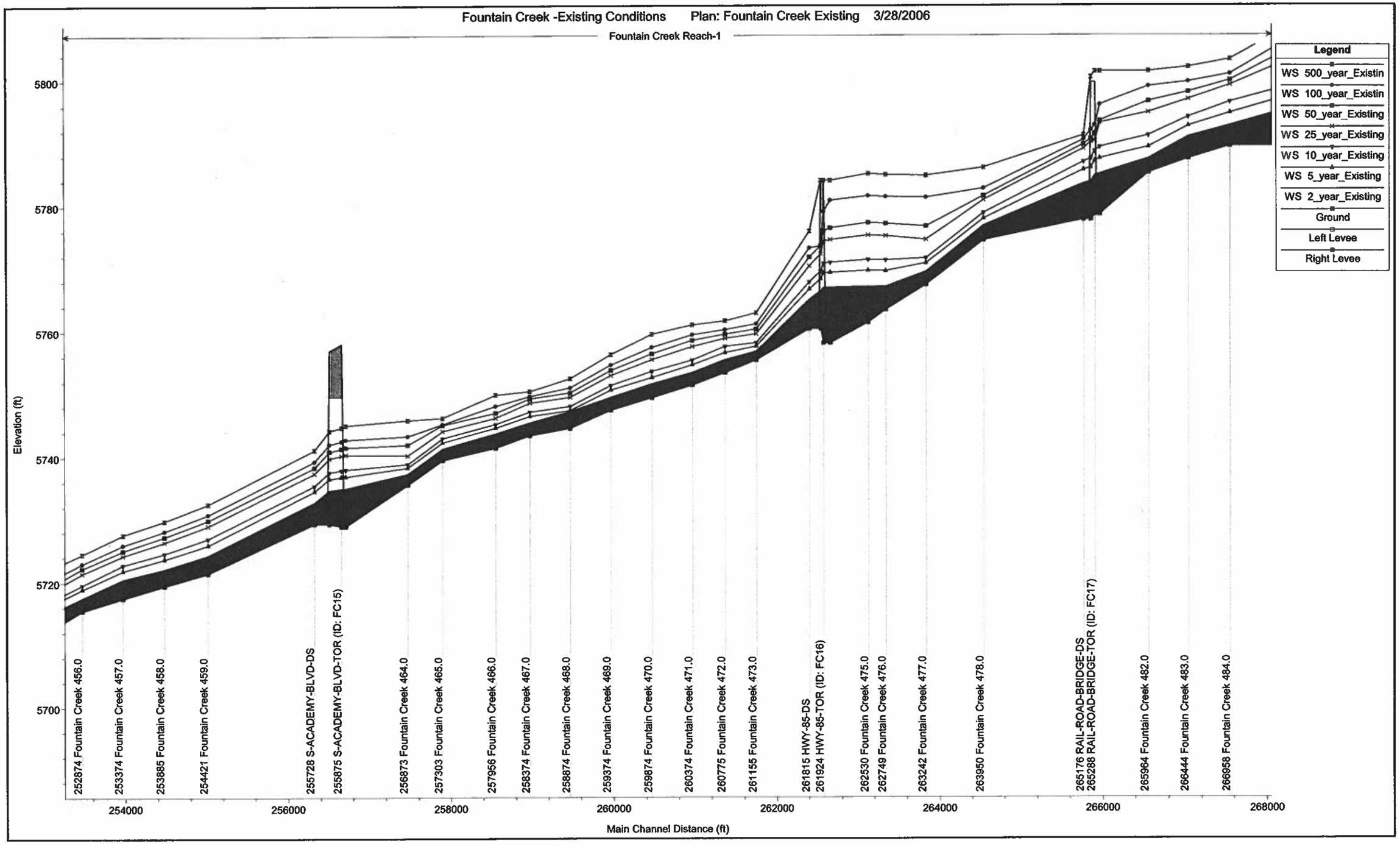
Fountain Creek -Existing Conditions Plan: Fountain Creek Existing 3/28/2006
Fountain Creek Reach-1
Legend
WS 500_year_Existin
WS 100_year_Existin
WS 50_year_Existing
WS 25_year_Existing
WS 10_year_Existing
WS 5_year_Existing
WS 2_year_Existing
Ground
Left Levee
Right Levee
Elevation (ft)
5800
5780
5760
5740
5720
5700
252874 Fountain Creek 456.0
253374 Fountain Creek 457.0
253885 Fountain Creek 458.0
254421 Fountain Creek 459.0
255728 S-ACADEMY-BLVD-DS
255875 S-ACADEMY-BLVD-TOR (ID: FC15)
256873 Fountain Creek 464.0
257303 Fountain Creek 465.0
257956 Fountain Creek 466.0
258374 Fountain Creek 467.0
258874 Fountain Creek 468.0
259374 Fountain Creek 469.0
259874 Fountain Creek 470.0
260374 Fountain Creek 471.0
260775 Fountain Creek 472.0
261155 Fountain Creek 473.0
261815 HWY-85-DS
261924 HWY-85-TOR (ID: FC16)
262530 Fountain Creek 475.0
262749 Fountain Creek 476.0
263242 Fountain Creek 477.0
263950 Fountain Creek 478.0
265176 RAIL-ROAD-BRIDGE-DS
265288 RAIL-ROAD-BRIDGE-TOR (ID: FC17)
265964 Fountain Creek 482.0
266444 Fountain Creek 483.0
266958 Fountain Creek 484.0
254000
256000
258000
260000
262000
264000
266000
268000
Main Channel Distance (ft)

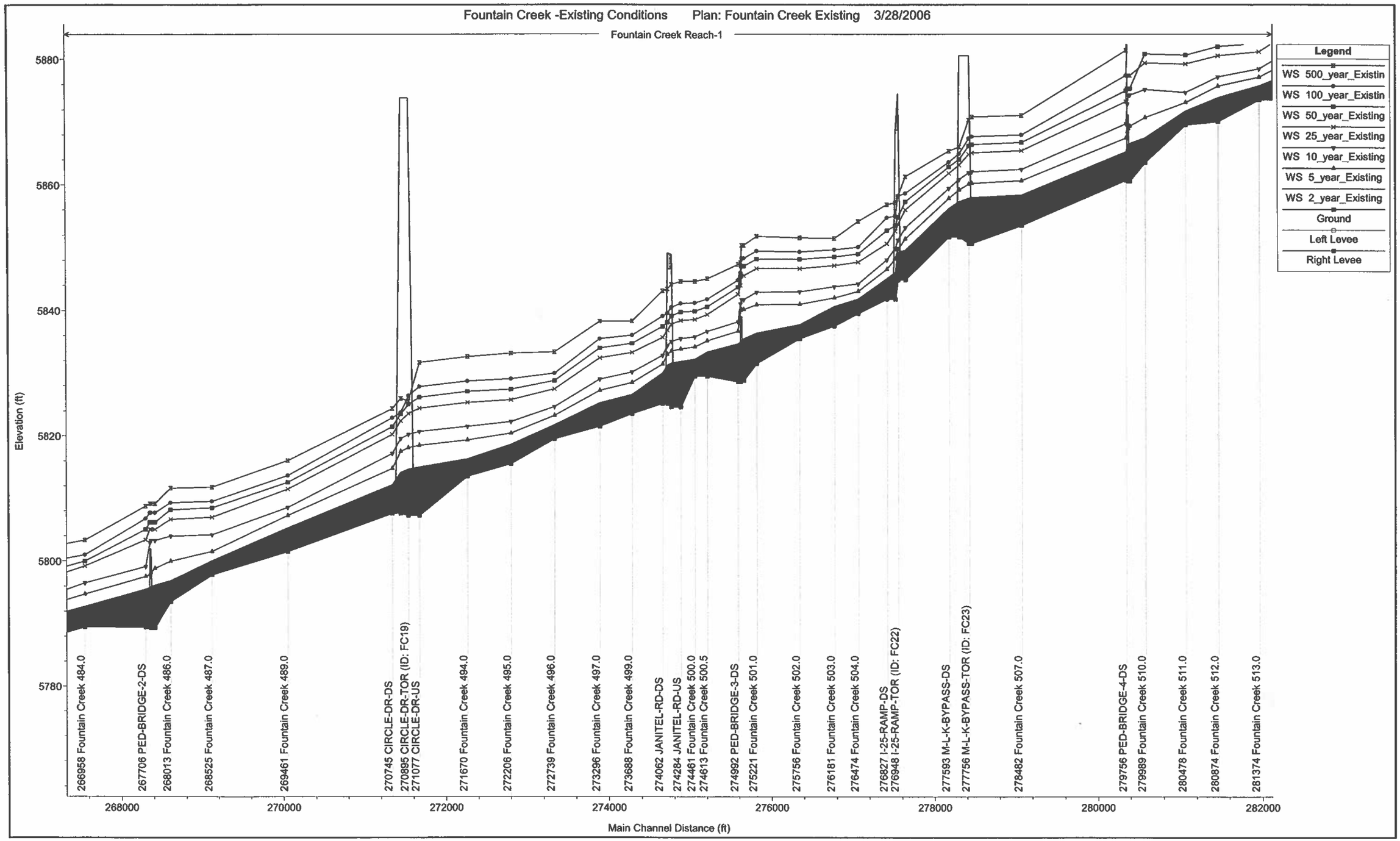
Fountain Creek -Existing Conditions Plan: Fountain Creek Existing 3/28/2006
Fountain Creek Reach-1
Legend
WS 500_year_Existin
WS 100_year_Existin
WS 50_year_Existing
WS 25_year_Existing
WS 10_year_Existing
WS 5_year_Existing
WS 2_year_Existing
Ground
Left Levee
Right Levee
Elevation (ft)
5880
5860
5840
5820
5800
5780
266958 Fountain Creek 484.0
267706 PED-BRIDGE-2-DS
268013 Fountain Creek 486.0
268525 Fountain Creek 487.0
269461 Fountain Creek 489.0
270745 CIRCLE-DR-DS
270895 CIRCLE-DR-TOR (ID: FC19)
271077 CIRCLE-DR-US
271670 Fountain Creek 494.0
272206 Fountain Creek 495.0
272739 Fountain Creek 496.0
273296 Fountain Creek 497.0
273688 Fountain Creek 499.0
274062 JANITEL-RD-DS
274284 JANITEL-RD-US
274461 Fountain Creek 500.0
274613 Fountain Creek 500.5
274992 PED-BRIDGE-3-DS
275221 Fountain Creek 501.0
275756 Fountain Creek 502.0
276181 Fountain Creek 503.0
276474 Fountain Creek 504.0
276827 I-25-RAMP-DS
276948 I-25-RAMP-TOR (ID: FC22)
277593 M-L-K-BYPASS-DS
277756 M-L-K-BYPASS-TOR (ID: FC23)
278482 Fountain Creek 507.0
279756 PED-BRIDGE-4-DS
279989 Fountain Creek 510.0
280478 Fountain Creek 511.0
280874 Fountain Creek 512.0
281374 Fountain Creek 513.0
268000
270000
272000
274000
276000
278000
280000
282000
Main Channel Distance (ft)

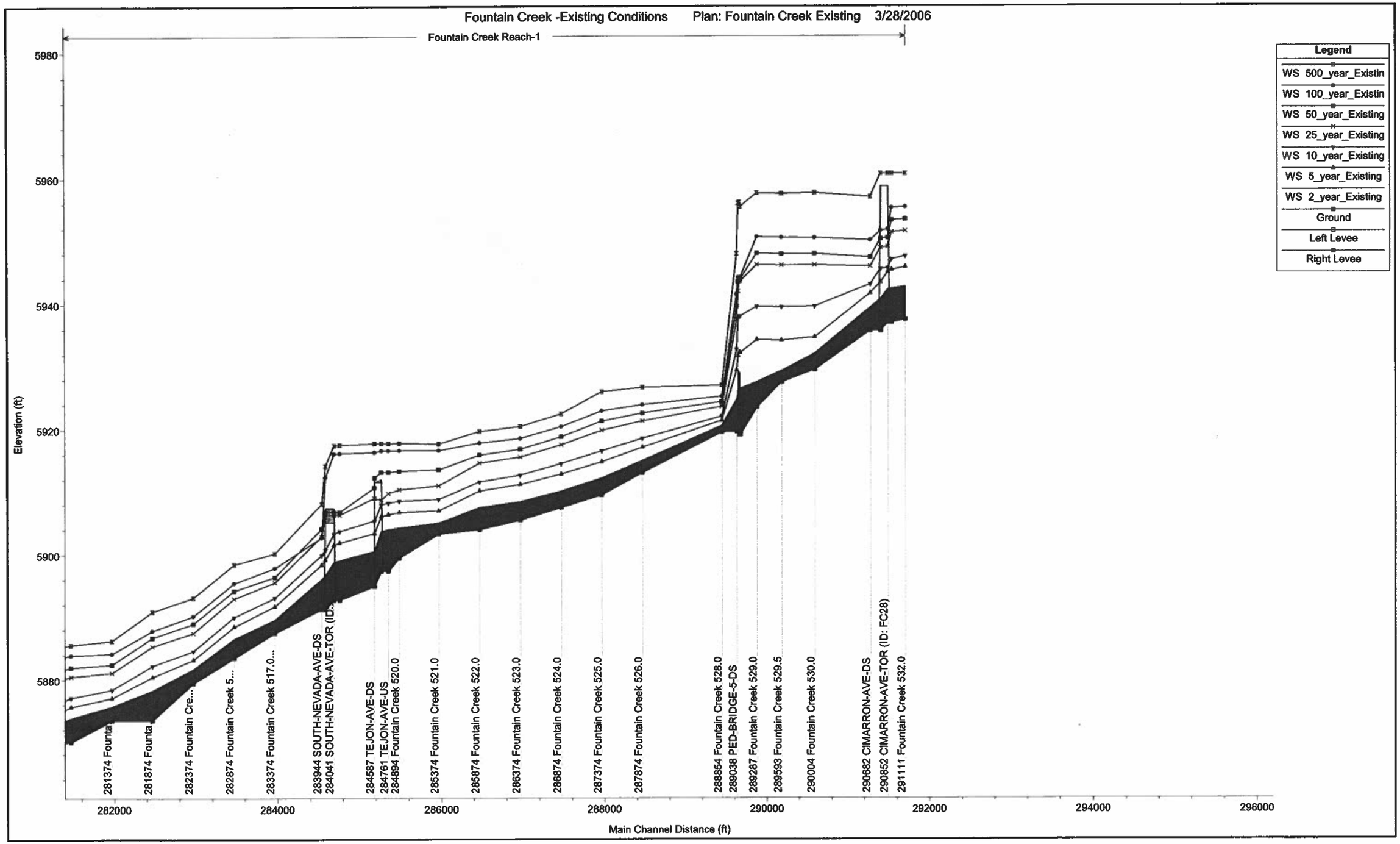
Fountain Creek -Existing Conditions Plan: Fountain Creek Existing 3/28/2006
Fountain Creek Reach-1
Legend
WS 500_year_Existin
WS 100_year_Existin
WS 50_year_Existing
WS 25_year_Existing
WS 10_year_Existing
WS 5_year_Existing
WS 2_year_Existing
Ground
Left Levee
Right Levee
Elevation (ft)
5980
5960
5940
5920
5900
5880
281374 Founta
281874 Founta
282374 Fountain Cre...
282874 Fountain Creek 5...
283374 Fountain Creek 517.0...
283944 SOUTH-NEVADA-AVE-DS
284041 SOUTH-NEVADA-AVE-TOR (ID:
284587 TEJON-AVE-DS
284761 TEJON-AVE-US
284894 Fountain Creek 520.0
285374 Fountain Creek 521.0
285874 Fountain Creek 522.0
286374 Fountain Creek 523.0
286874 Fountain Creek 524.0
287374 Fountain Creek 525.0
287874 Fountain Creek 526.0
288854 Fountain Creek 528.0
289038 PED-BRIDGE-5-DS
289287 Fountain Creek 529.0
289593 Fountain Creek 529.5
290004 Fountain Creek 530.0
290682 CIMARRON-AVE-DS
290852 CIMARRON-AVE-TOR (ID: FC28)
291111 Fountain Creek 532.0
282000
284000
286000
288000
290000
292000
294000
296000
Main Channel Distance (ft)

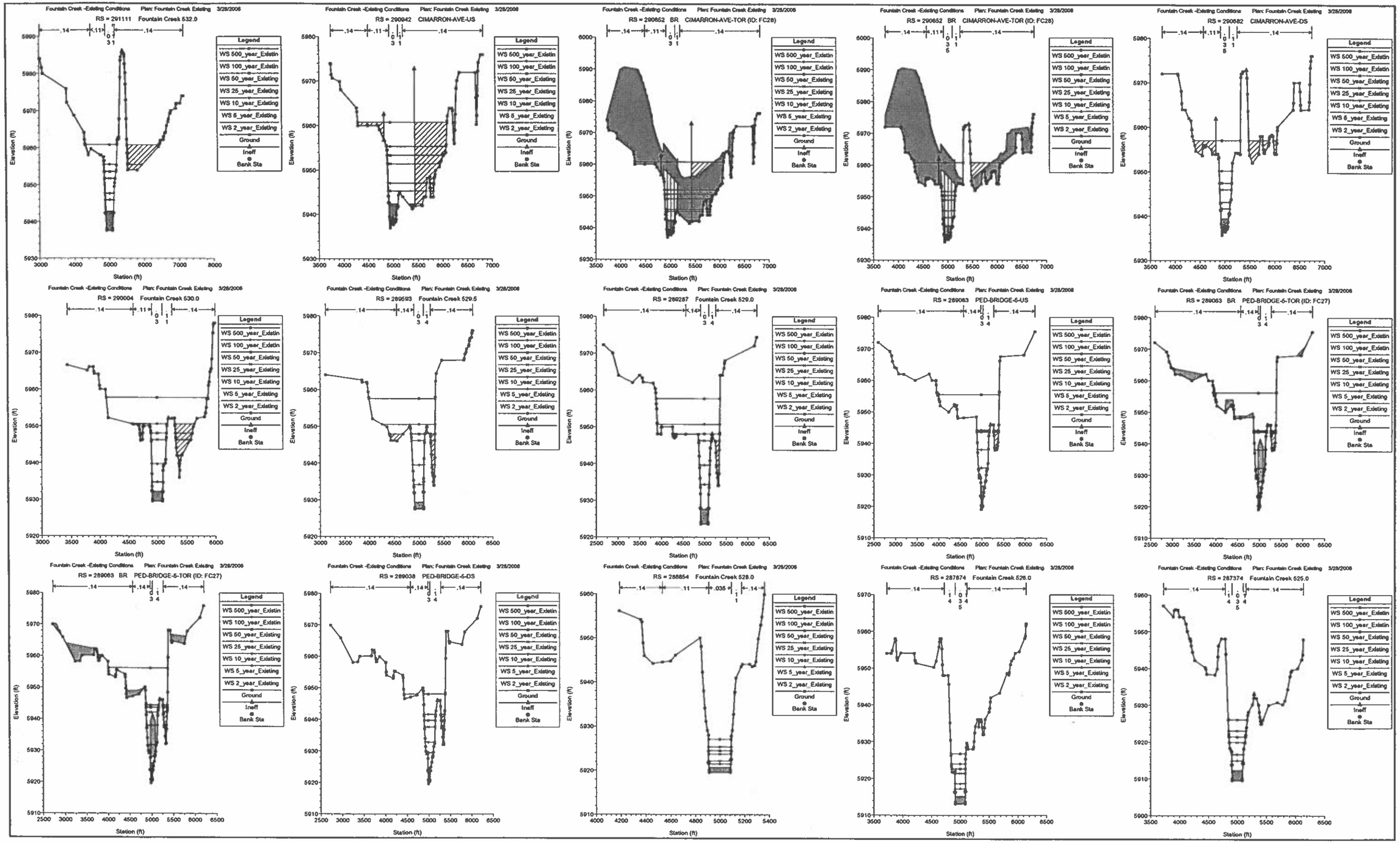
Fountain Creek -Existing Conditions Plan: Fountain Creek Existing 3/28/2006
RS = 291111 Fountain Creek 532.0
RS = 290942 CIMARRON-AVE-US
RS = 290852 BR CIMARRON-AVE-TOR (ID: FC28)
RS = 290852 BR CIMARRON-AVE-TOR (ID: FC28)
RS = 290682 CIMARRON-AVE-DS
RS = 290004 Fountain Creek 530.0
RS = 289593 Fountain Creek 529.5
RS = 289287 Fountain Creek 529.0
RS = 289063 PED-BRIDGE-6-US
RS = 289063 BR PED-BRIDGE-6-TOR (ID: FC27)
RS = 289063 BR PED-BRIDGE-6-TOR (ID: FC27)
RS = 289038 PED-BRIDGE-6-DS
RS = 288854 Fountain Creek 528.0
RS = 287874 Fountain Creek 526.0
RS = 287374 Fountain Creek 525.0
Legend
WS 500_year_Existin
WS 100_year_Existin
WS 50_year_Existing
WS 25_year_Existing
WS 10_year_Existing
WS 5_year_Existing
WS 2_year_Existing
Ground
Ineff
Bank Sta
Elevation (ft)
Station (ft)

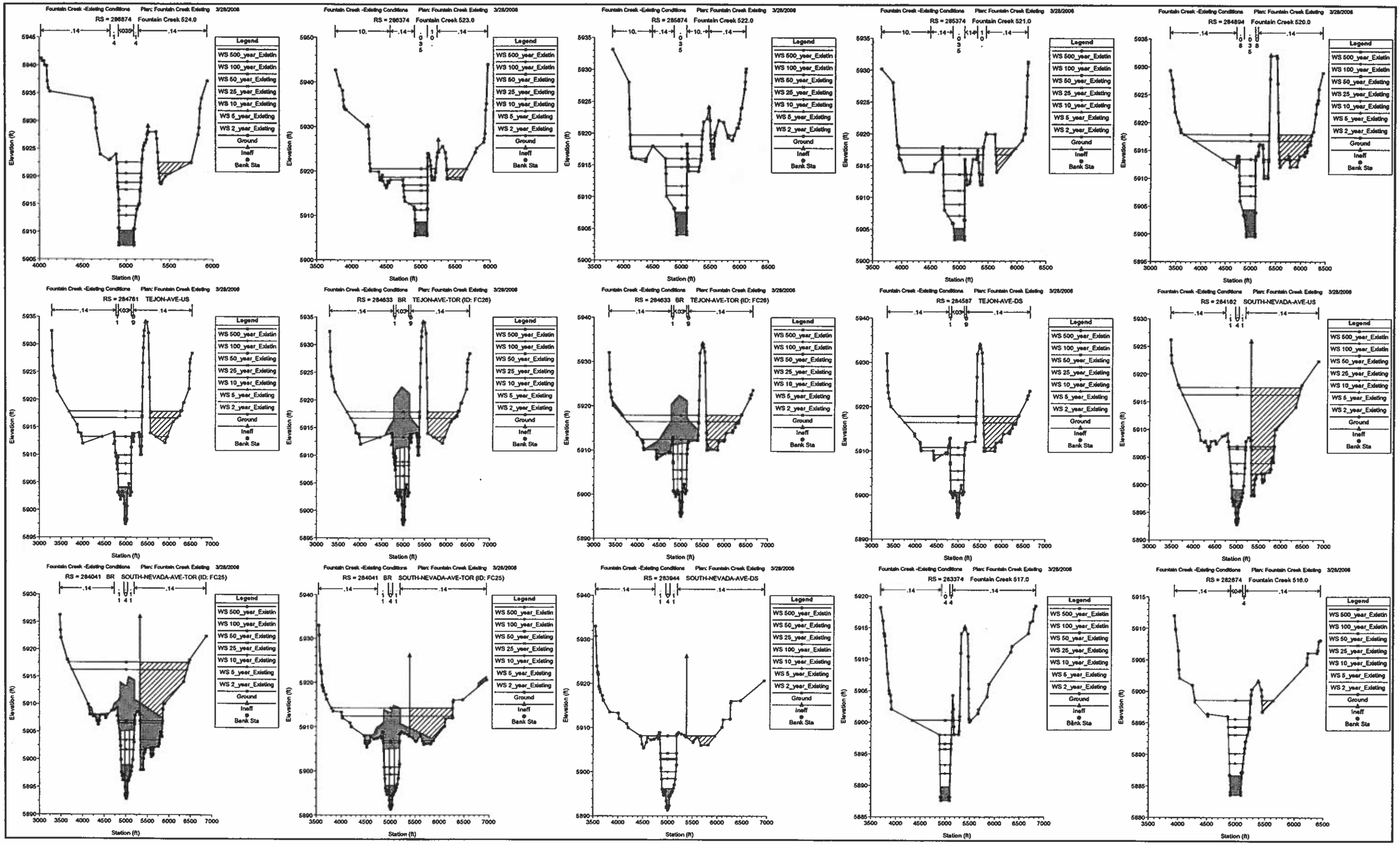
Fountain Creek -Existing Conditions Plan: Fountain Creek Existing 3/28/2006
RS = 286874 Fountain Creek 524.0
RS = 286374 Fountain Creek 523.0
RS = 285874 Fountain Creek 522.0
RS = 285374 Fountain Creek 521.0
RS = 284894 Fountain Creek 520.0
RS = 284761 TEJON-AVE-US
RS = 284633 BR TEJON-AVE-TOR (ID: FC26)
RS = 284587 TEJON-AVE-DS
RS = 284182 SOUTH-NEVADA-AVE-US
RS = 284041 BR SOUTH-NEVADA-AVE-TOR (ID: FC25)
RS = 283944 SOUTH-NEVADA-AVE-DS
RS = 283374 Fountain Creek 517.0
RS = 282874 Fountain Creek 516.0
Legend
WS 500_year_Existin
WS 100_year_Existin
WS 50_year_Existing
WS 25_year_Existing
WS 10_year_Existing
WS 5_year_Existing
WS 2_year_Existing
Ground
Ineff
Bank Sta
Elevation (ft)
Station (ft)

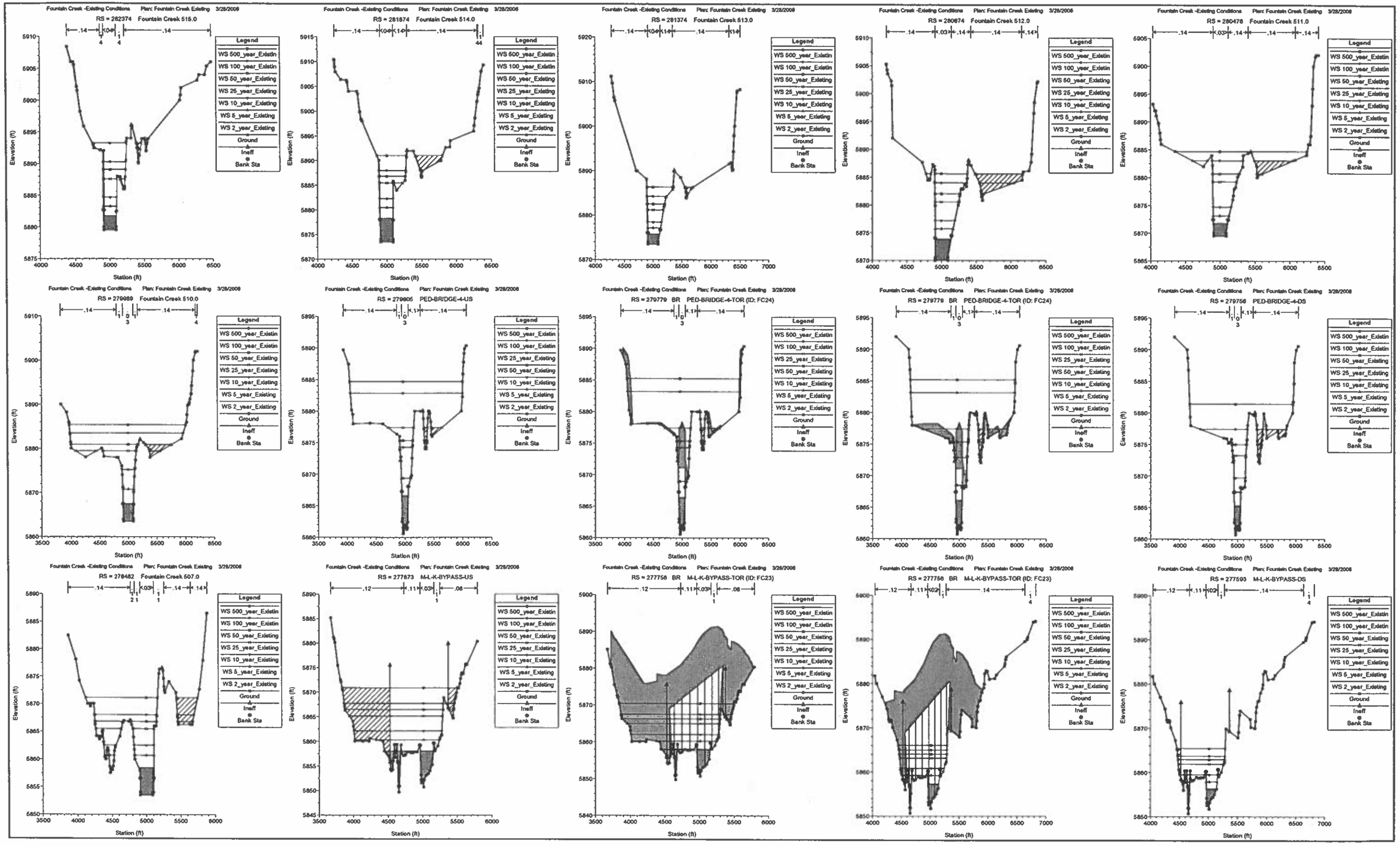
Fountain Creek -Existing Conditions Plan: Fountain Creek Existing 3/28/2008
RS = 282374 Fountain Creek 515.0
RS = 281874 Fountain Creek 514.0
RS = 281374 Fountain Creek 513.0
RS = 280874 Fountain Creek 512.0
RS = 280478 Fountain Creek 511.0
RS = 279989 Fountain Creek 510.0
RS = 279805 PED-BRIDGE-4-US
RS = 279779 BR PED-BRIDGE-4-TOR (ID: FC24)
RS = 279756 PED-BRIDGE-4-DS
RS = 278482 Fountain Creek 507.0
RS = 277873 M-L-K-BYPASS-US
RS = 277756 BR M-L-K-BYPASS-TOR (ID: FC23)
RS = 277593 M-L-K-BYPASS-DS
Legend
WS 500_year_Existin
WS 100_year_Existin
WS 50_year_Existing
WS 25_year_Existing
WS 10_year_Existing
WS 5_year_Existing
WS 2_year_Existing
Ground
Ineff
Bank Sta
Elevation (ft)
Station (ft)

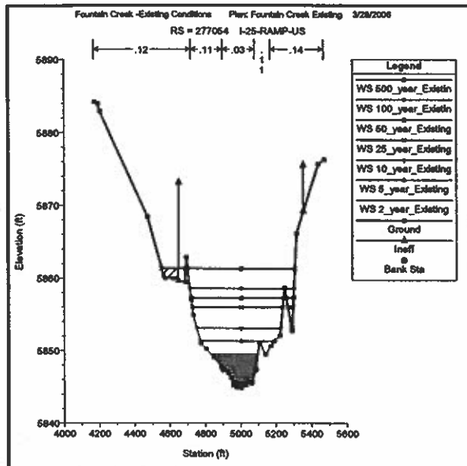
Fountain Creek -Existing Conditions Plan: Fountain Creek Existing 3/28/2006
RS = 277054 I-25-RAMP-US
Legend
WS 500_year_Existin
WS 100_year_Existin
WS 50_year_Existing
WS 25_year_Existing
WS 10_year_Existing
WS 5_year_Existing
WS 2_year_Existing
Ground
Ineff
Bank Sta
Elevation (ft)
Station (ft)


Fountain Creek -Existing Conditions Plan: Fountain Creek Existing 3/28/2006
RS = 276948 BR I-25-RAMP-TOR (ID: FC22)
Legend
WS 100_year_Existin
WS 500_year_Existin
WS 50_year_Existing
WS 25_year_Existing
WS 10_year_Existing
WS 5_year_Existing
WS 2_year_Existing
Ground
Ineff
Bank Sta
Elevation (ft)
Station (ft)

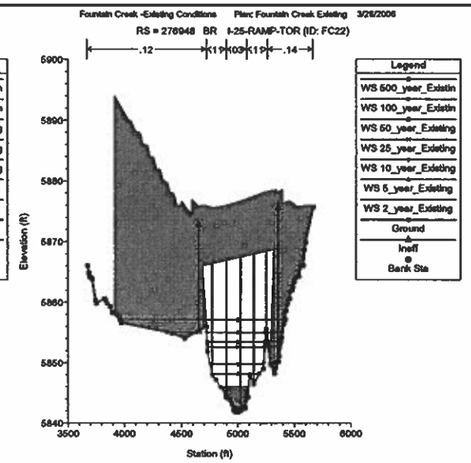
Fountain Creek -Existing Conditions Plan: Fountain Creek Existing 3/28/2006
RS = 276948 BR I-25-RAMP-TOR (ID: FC22)
Legend
WS 500_year_Existin
WS 100_year_Existin
WS 50_year_Existing
WS 25_year_Existing
WS 10_year_Existing
WS 5_year_Existing
WS 2_year_Existing
Ground
Ineff
Bank Sta
Elevation (ft)
Station (ft)

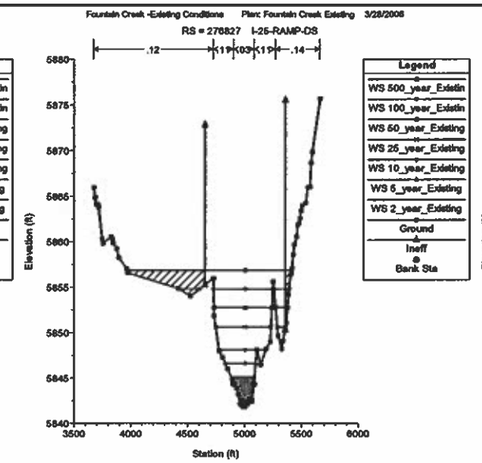
Fountain Creek -Existing Conditions Plan: Fountain Creek Existing 3/28/2006
RS = 276827 I-25-RAMP-DS
Legend
WS 500_year_Existin
WS 100_year_Existin
WS 50_year_Existing
WS 25_year_Existing
WS 10_year_Existing
WS 5_year_Existing
WS 2_year_Existing
Ground
Ineff
Bank Sta
Elevation (ft)
Station (ft)


Fountain Creek -Existing Conditions Plan: Fountain Creek Existing 3/28/2006
RS = 276474 Fountain Creek 504.0
Legend
WS 500_year_Existin
WS 100_year_Existin
WS 50_year_Existing
WS 25_year_Existing
WS 10_year_Existing
WS 5_year_Existing
WS 2_year_Existing
Ground
Ineff
Bank Sta
Elevation (ft)
Station (ft)


Fountain Creek -Existing Conditions Plan: Fountain Creek Existing 3/28/2006
RS = 276181 Fountain Creek 503.0
Legend
WS 500_year_Existin
WS 100_year_Existin
WS 50_year_Existing
WS 25_year_Existing
WS 10_year_Existing
WS 5_year_Existing
WS 2_year_Existing
Ground
Bank Sta
Elevation (ft)
Station (ft)

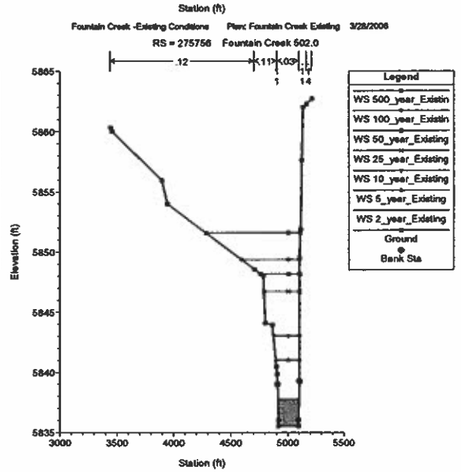
Fountain Creek -Existing Conditions Plan: Fountain Creek Existing 3/28/2006
RS = 275756 Fountain Creek 502.0
Legend
WS 500_year_Existin
WS 100_year_Existin
WS 50_year_Existing
WS 25_year_Existing
WS 10_year_Existing
WS 5_year_Existing
WS 2_year_Existing
Ground
Bank Sta
Elevation (ft)
Station (ft)

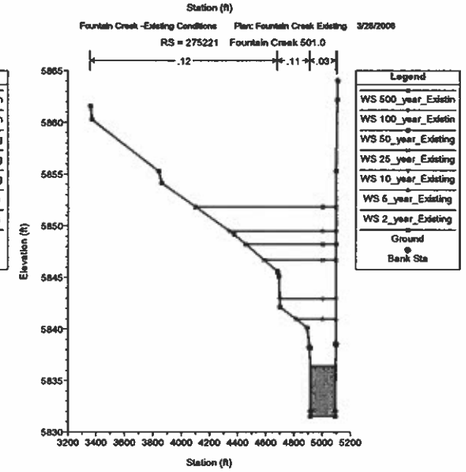
Fountain Creek -Existing Conditions Plan: Fountain Creek Existing 3/28/2006
RS = 275221 Fountain Creek 501.0
Legend
WS 500_year_Existin
WS 100_year_Existin
WS 50_year_Existing
WS 25_year_Existing
WS 10_year_Existing
WS 5_year_Existing
WS 2_year_Existing
Ground
Bank Sta
Elevation (ft)
Station (ft)

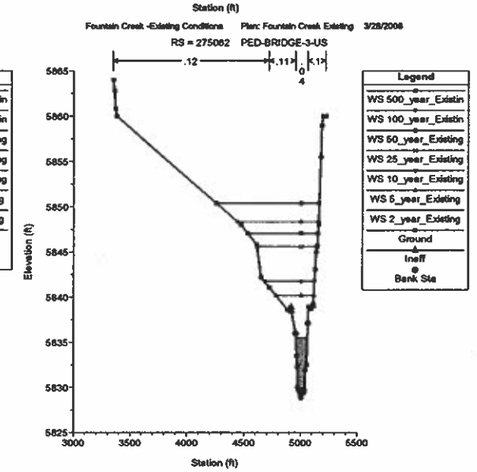
Fountain Creek -Existing Conditions Plan: Fountain Creek Existing 3/28/2006
RS = 275062 PED-BRIDGE-3-US
Legend
WS 500_year_Existin
WS 100_year_Existin
WS 50_year_Existing
WS 25_year_Existing
WS 10_year_Existing
WS 5_year_Existing
WS 2_year_Existing
Ground
Ineff
Bank Sta
Elevation (ft)
Station (ft)

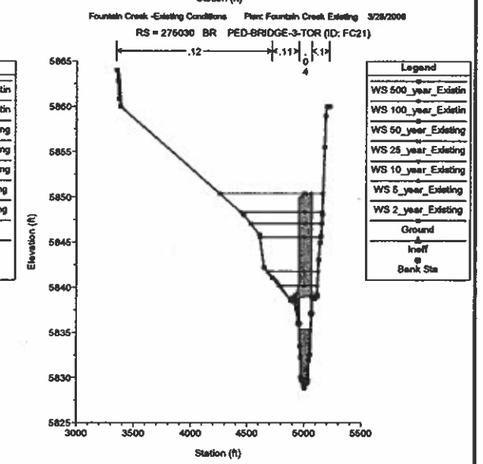
Fountain Creek -Existing Conditions Plan: Fountain Creek Existing 3/28/2006
RS = 276030 BR PED-BRIDGE-3-TOR (ID: FC21)
Legend
WS 500_year_Existin
WS 100_year_Existin
WS 50_year_Existing
WS 25_year_Existing
WS 10_year_Existing
WS 5_year_Existing
WS 2_year_Existing
Ground
Ineff
Bank Sta
Elevation (ft)
Station (ft)

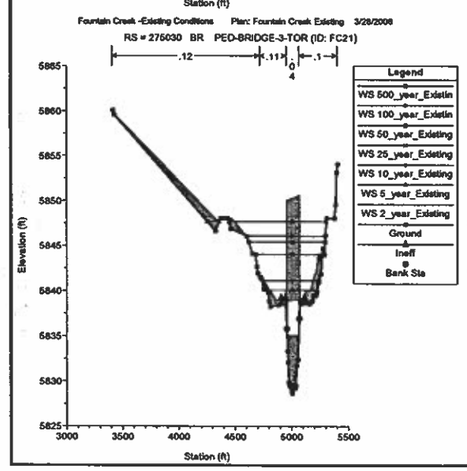
Fountain Creek -Existing Conditions Plan: Fountain Creek Existing 3/28/2006
RS = 276030 BR PED-BRIDGE-3-TOR (ID: FC21)
Legend
WS 500_year_Existin
WS 100_year_Existin
WS 50_year_Existing
WS 25_year_Existing
WS 10_year_Existing
WS 5_year_Existing
WS 2_year_Existing
Ground
Ineff
Bank Sta
Elevation (ft)
Station (ft)

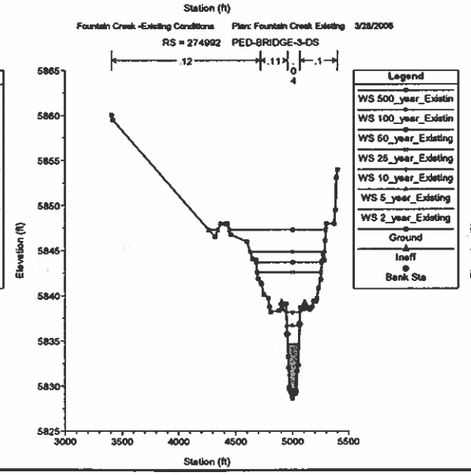
Fountain Creek -Existing Conditions Plan: Fountain Creek Existing 3/28/2006
RS = 274992 PED-BRIDGE-3-DS
Legend
WS 500_year_Existin
WS 100_year_Existin
WS 50_year_Existing
WS 25_year_Existing
WS 10_year_Existing
WS 5_year_Existing
WS 2_year_Existing
Ground
Ineff
Bank Sta
Elevation (ft)
Station (ft)

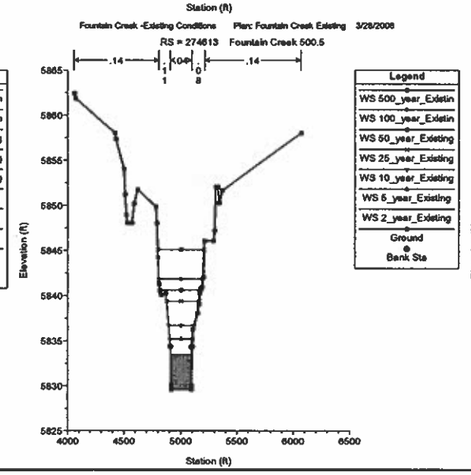
Fountain Creek -Existing Conditions Plan: Fountain Creek Existing 3/28/2006
RS = 274613 Fountain Creek 500.5
Legend
WS 500_year_Existin
WS 100_year_Existin
WS 50_year_Existing
WS 25_year_Existing
WS 10_year_Existing
WS 5_year_Existing
WS 2_year_Existing
Ground
Bank Sta
Elevation (ft)
Station (ft)

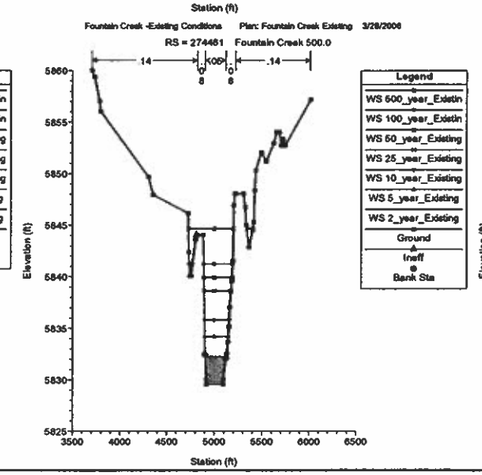
Fountain Creek -Existing Conditions Plan: Fountain Creek Existing 3/28/2006
RS = 274461 Fountain Creek 500.0
Legend
WS 500_year_Existin
WS 100_year_Existin
WS 50_year_Existing
WS 25_year_Existing
WS 10_year_Existing
WS 5_year_Existing
WS 2_year_Existing
Ground
Ineff
Bank Sta
Elevation (ft)
Station (ft)


Fountain Creek -Existing Conditions Plan: Fountain Creek Existing 3/28/2006
RS = 274284 JANITEL-RD-US
Legend
WS 500_year_Existin
WS 100_year_Existin
WS 50_year_Existing
WS 25_year_Existing
WS 10_year_Existing
WS 5_year_Existing
WS 2_year_Existing
Ground
Ineff
Bank Sta
Elevation (ft)
Station (ft)

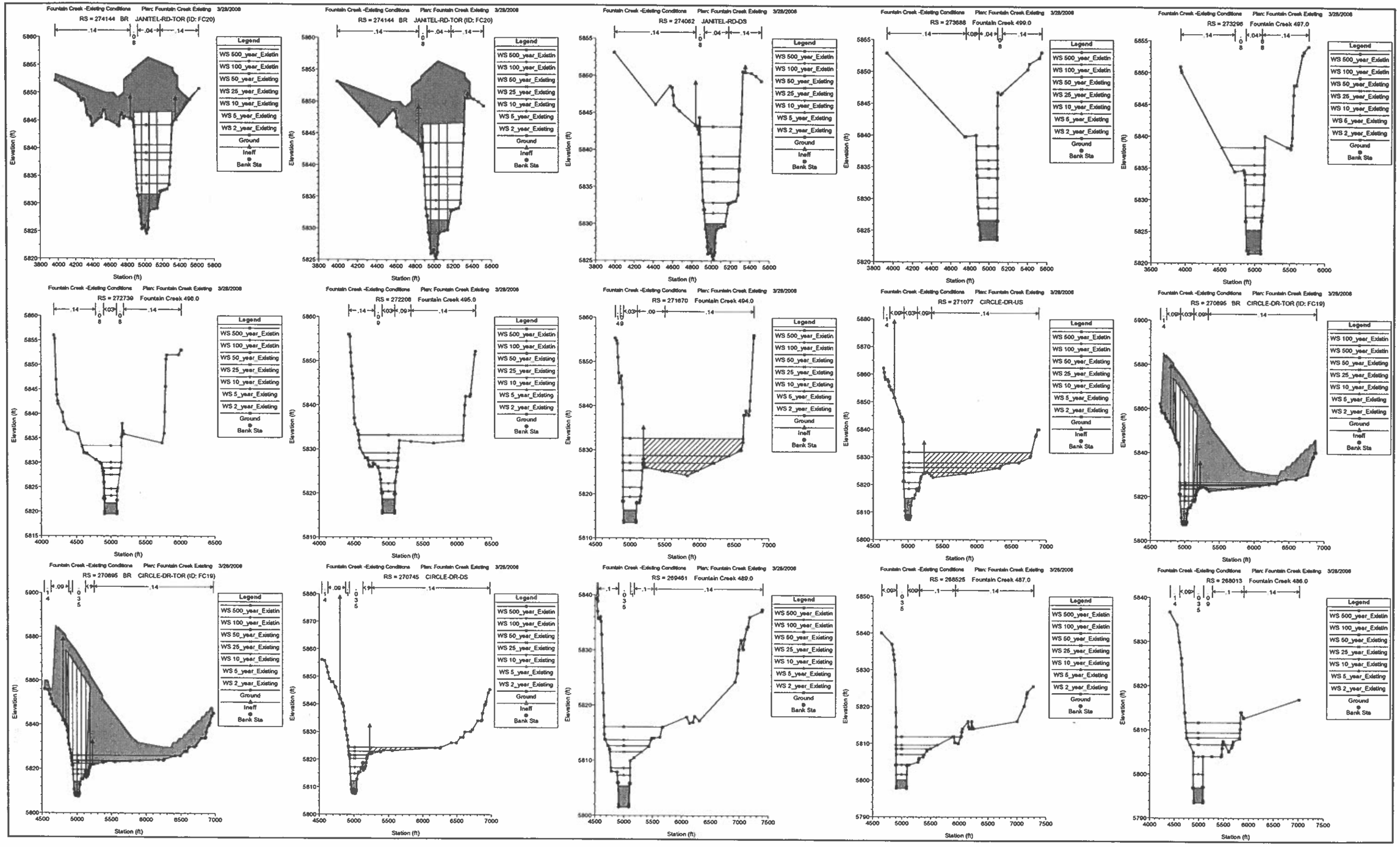
Fountain Creek -Existing Conditions Plan: Fountain Creek Existing 3/28/2008
RS = 274144 BR JANITEL-RD-TOR (ID: FC20)
RS = 274062 JANITEL-RD-DS
RS = 273688 Fountain Creek 499.0
RS = 273298 Fountain Creek 497.0
RS = 272739 Fountain Creek 496.0
RS = 272208 Fountain Creek 495.0
RS = 271670 Fountain Creek 494.0
RS = 271077 CIRCLE-DR-US
RS = 270895 BR CIRCLE-DR-TOR (ID: FC19)
RS = 270745 CIRCLE-DR-DS
RS = 269461 Fountain Creek 489.0
RS = 268525 Fountain Creek 487.0
RS = 268013 Fountain Creek 486.0
Legend
WS 500_year_Existin
WS 100_year_Existin
WS 50_year_Existing
WS 25_year_Existing
WS 10_year_Existing
WS 5_year_Existing
WS 2_year_Existing
Ground
Ineff
Bank Sta
Elevation (ft)
Station (ft)

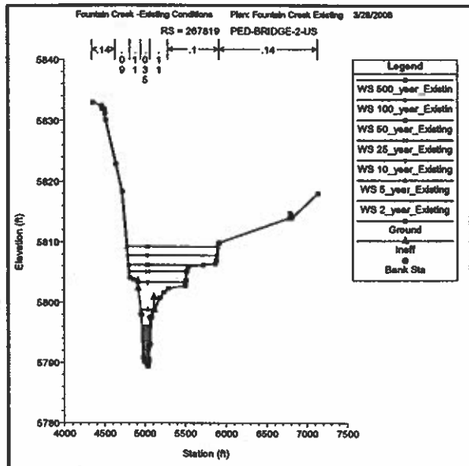
Fountain Creek -Existing Conditions Plan: Fountain Creek Existing 3/28/2006
RS = 267819 PED-BRIDGE-2-US
Legend
WS 500_year_Existin
WS 100_year_Existin
WS 50_year_Existing
WS 25_year_Existing
WS 10_year_Existing
WS 5_year_Existing
WS 2_year_Existing
Ground
Ineff
Bank Sta
Elevation (ft)
Station (ft)

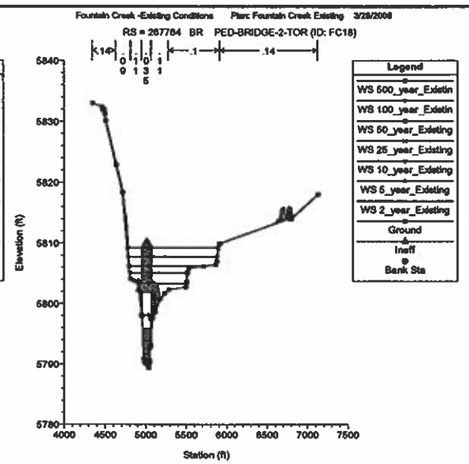
Fountain Creek -Existing Conditions Plan: Fountain Creek Existing 3/28/2006
RS = 267764 BR PED-BRIDGE-2-TOR (ID: FC18)
Legend
WS 500_year_Existin
WS 100_year_Existin
WS 50_year_Existing
WS 25_year_Existing
WS 10_year_Existing
WS 5_year_Existing
WS 2_year_Existing
Ground
Ineff
Bank Sta
Elevation (ft)
Station (ft)

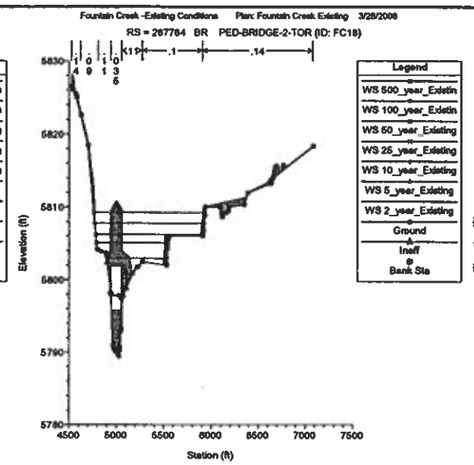
Fountain Creek -Existing Conditions Plan: Fountain Creek Existing 3/28/2006
RS = 267764 BR PED-BRIDGE-2-TOR (ID: FC18)
Legend
WS 500_year_Existin
WS 100_year_Existin
WS 50_year_Existing
WS 25_year_Existing
WS 10_year_Existing
WS 5_year_Existing
WS 2_year_Existing
Ground
Ineff
Bank Sta
Elevation (ft)
Station (ft)

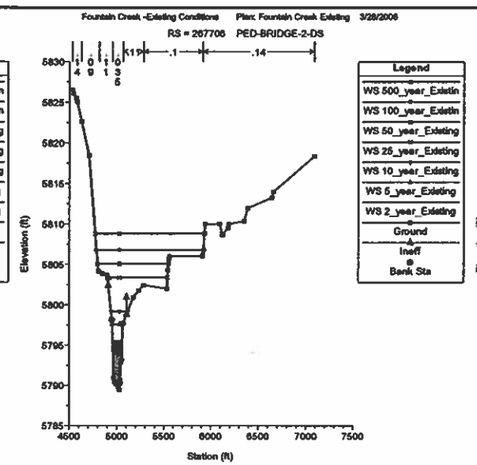
Fountain Creek -Existing Conditions Plan: Fountain Creek Existing 3/28/2006
RS = 267706 PED-BRIDGE-2-DS
Legend
WS 500_year_Existin
WS 100_year_Existin
WS 50_year_Existing
WS 25_year_Existing
WS 10_year_Existing
WS 5_year_Existing
WS 2_year_Existing
Ground
Ineff
Bank Sta
Elevation (ft)
Station (ft)

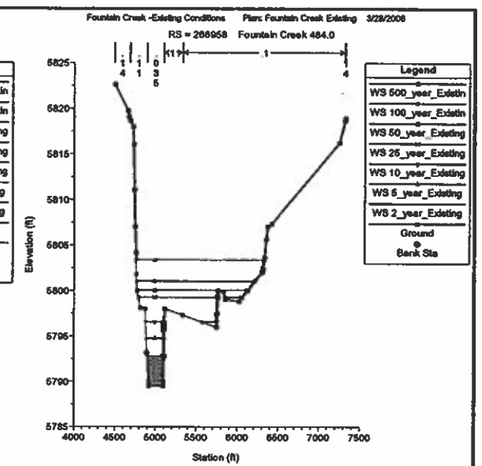
Fountain Creek -Existing Conditions Plan: Fountain Creek Existing 3/28/2006
RS = 266958 Fountain Creek 484.0
Legend
WS 500_year_Existin
WS 100_year_Existin
WS 50_year_Existing
WS 25_year_Existing
WS 10_year_Existing
WS 5_year_Existing
WS 2_year_Existing
Ground
Bank Sta
Elevation (ft)
Station (ft)

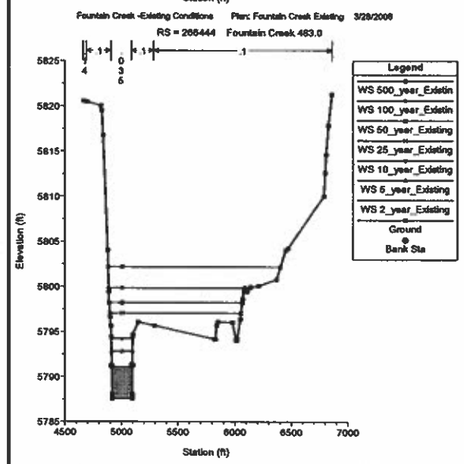
Fountain Creek -Existing Conditions Plan: Fountain Creek Existing 3/28/2006
RS = 266444 Fountain Creek 483.0
Legend
WS 500_year_Existin
WS 100_year_Existin
WS 50_year_Existing
WS 25_year_Existing
WS 10_year_Existing
WS 5_year_Existing
WS 2_year_Existing
Ground
Bank Sta
Elevation (ft)
Station (ft)

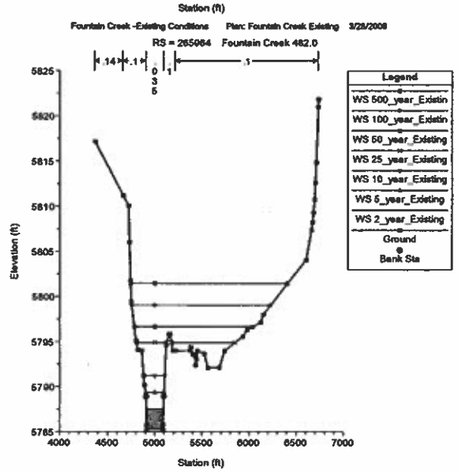
Fountain Creek -Existing Conditions Plan: Fountain Creek Existing 3/28/2006
RS = 265064 Fountain Creek 482.0
Legend
WS 500_year_Existin
WS 100_year_Existin
WS 50_year_Existing
WS 25_year_Existing
WS 10_year_Existing
WS 5_year_Existing
WS 2_year_Existing
Ground
Bank Sta
Elevation (ft)
Station (ft)

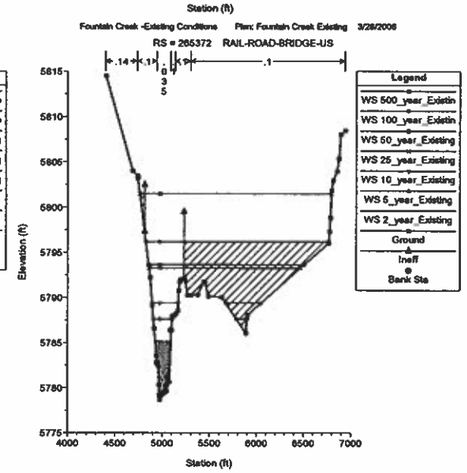
Fountain Creek -Existing Conditions Plan: Fountain Creek Existing 3/28/2006
RS = 265372 RAIL-ROAD-BRIDGE-US
Legend
WS 500_year_Existin
WS 100_year_Existin
WS 50_year_Existing
WS 25_year_Existing
WS 10_year_Existing
WS 5_year_Existing
WS 2_year_Existing
Ground
Ineff
Bank Sta
Elevation (ft)
Station (ft)


Fountain Creek -Existing Conditions Plan: Fountain Creek Existing 3/28/2006
RS = 265268 BR RAIL-ROAD-BRIDGE-TOR (ID: FC17)
Legend
WS 500_year_Existin
WS 100_year_Existin
WS 50_year_Existing
WS 25_year_Existing
WS 10_year_Existing
WS 5_year_Existing
WS 2_year_Existing
Ground
Ineff
Bank Sta
Elevation (ft)
Station (ft)

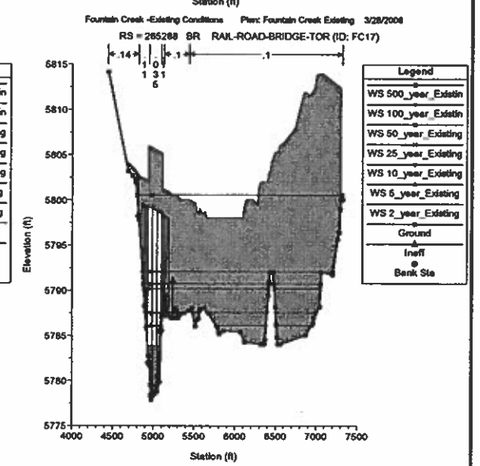
Fountain Creek -Existing Conditions Plan: Fountain Creek Existing 3/28/2006
RS = 265268 BR RAIL-ROAD-BRIDGE-TOR (ID: FC17)
Legend
WS 500_year_Existin
WS 100_year_Existin
WS 50_year_Existing
WS 25_year_Existing
WS 10_year_Existing
WS 5_year_Existing
WS 2_year_Existing
Ground
Ineff
Bank Sta
Elevation (ft)
Station (ft)

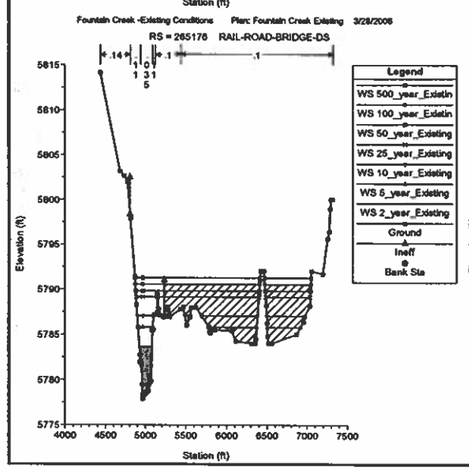
Fountain Creek -Existing Conditions Plan: Fountain Creek Existing 3/28/2006
RS = 265176 RAIL-ROAD-BRIDGE-DS
Legend
WS 500_year_Existin
WS 100_year_Existin
WS 50_year_Existing
WS 25_year_Existing
WS 10_year_Existing
WS 5_year_Existing
WS 2_year_Existing
Ground
Ineff
Bank Sta
Elevation (ft)
Station (ft)

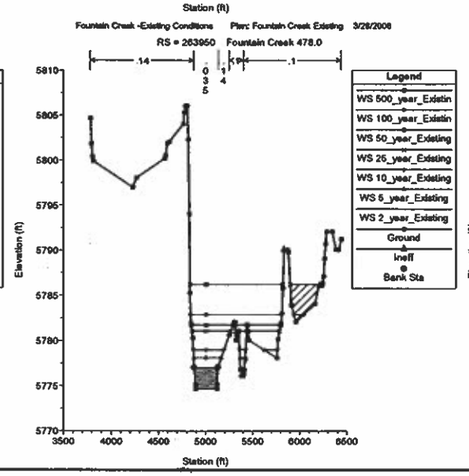
Fountain Creek -Existing Conditions Plan: Fountain Creek Existing 3/28/2006
RS = 263950 Fountain Creek 478.0
Legend
WS 500_year_Existin
WS 100_year_Existin
WS 50_year_Existing
WS 25_year_Existing
WS 10_year_Existing
WS 5_year_Existing
WS 2_year_Existing
Ground
Ineff
Bank Sta
Elevation (ft)
Station (ft)

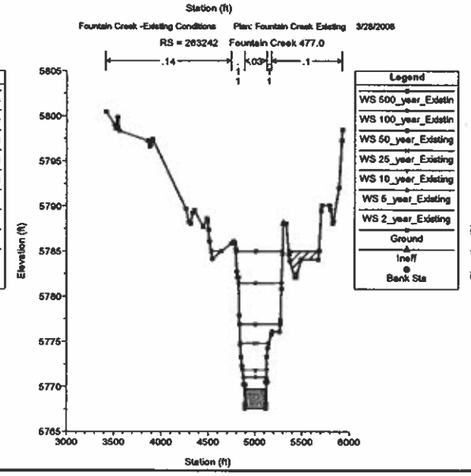
Fountain Creek -Existing Conditions Plan: Fountain Creek Existing 3/28/2006
RS = 263242 Fountain Creek 477.0
Legend
WS 500_year_Existin
WS 100_year_Existin
WS 50_year_Existing
WS 25_year_Existing
WS 10_year_Existing
WS 5_year_Existing
WS 2_year_Existing
Ground
Ineff
Bank Sta
Elevation (ft)
Station (ft)

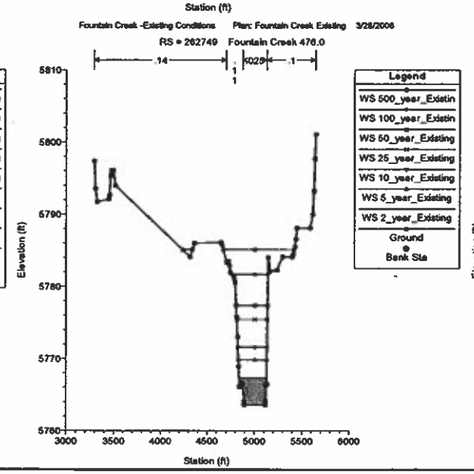
Fountain Creek -Existing Conditions Plan: Fountain Creek Existing 3/28/2006
RS = 262749 Fountain Creek 476.0
Legend
WS 500_year_Existin
WS 100_year_Existin
WS 50_year_Existing
WS 25_year_Existing
WS 10_year_Existing
WS 5_year_Existing
WS 2_year_Existing
Ground
Bank Sta
Elevation (ft)
Station (ft)

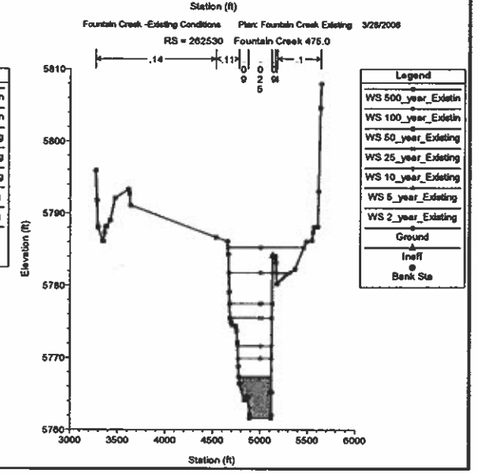
Fountain Creek -Existing Conditions Plan: Fountain Creek Existing 3/28/2006
RS = 262530 Fountain Creek 475.0
Legend
WS 500_year_Existin
WS 100_year_Existin
WS 50_year_Existing
WS 25_year_Existing
WS 10_year_Existing
WS 5_year_Existing
WS 2_year_Existing
Ground
Ineff
Bank Sta
Elevation (ft)
Station (ft)

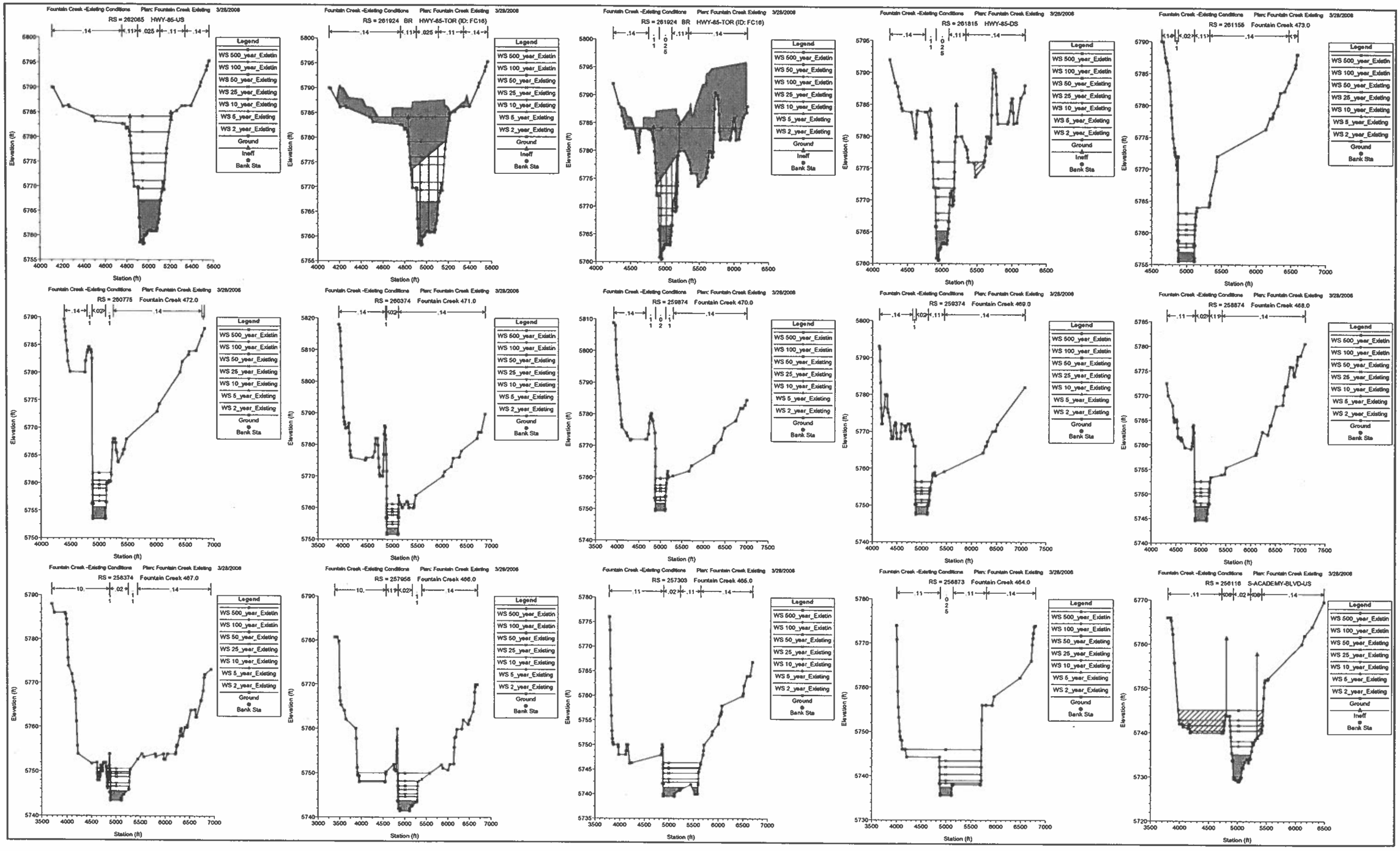
Fountain Creek -Existing Conditions Plan: Fountain Creek Existing 3/28/2006
RS = 262065 HWY-85-US
RS = 261924 BR HWY-85-TOR (ID: FC16)
RS = 261924 BR HWY-85-TOR (ID: FC16)
RS = 261815 HWY-85-DS
RS = 261155 Fountain Creek 473.0
RS = 260775 Fountain Creek 472.0
RS = 260374 Fountain Creek 471.0
RS = 259874 Fountain Creek 470.0
RS = 259374 Fountain Creek 469.0
RS = 258874 Fountain Creek 468.0
RS = 258374 Fountain Creek 467.0
RS = 257958 Fountain Creek 466.0
RS = 257303 Fountain Creek 465.0
RS = 256873 Fountain Creek 464.0
RS = 256116 S-ACADEMY-BLVD-US
Legend
WS 500_year_Existin
WS 100_year_Existin
WS 50_year_Existing
WS 25_year_Existing
WS 10_year_Existing
WS 5_year_Existing
WS 2_year_Existing
Ground
Ineff
Bank Sta
Elevation (ft)
Station (ft)

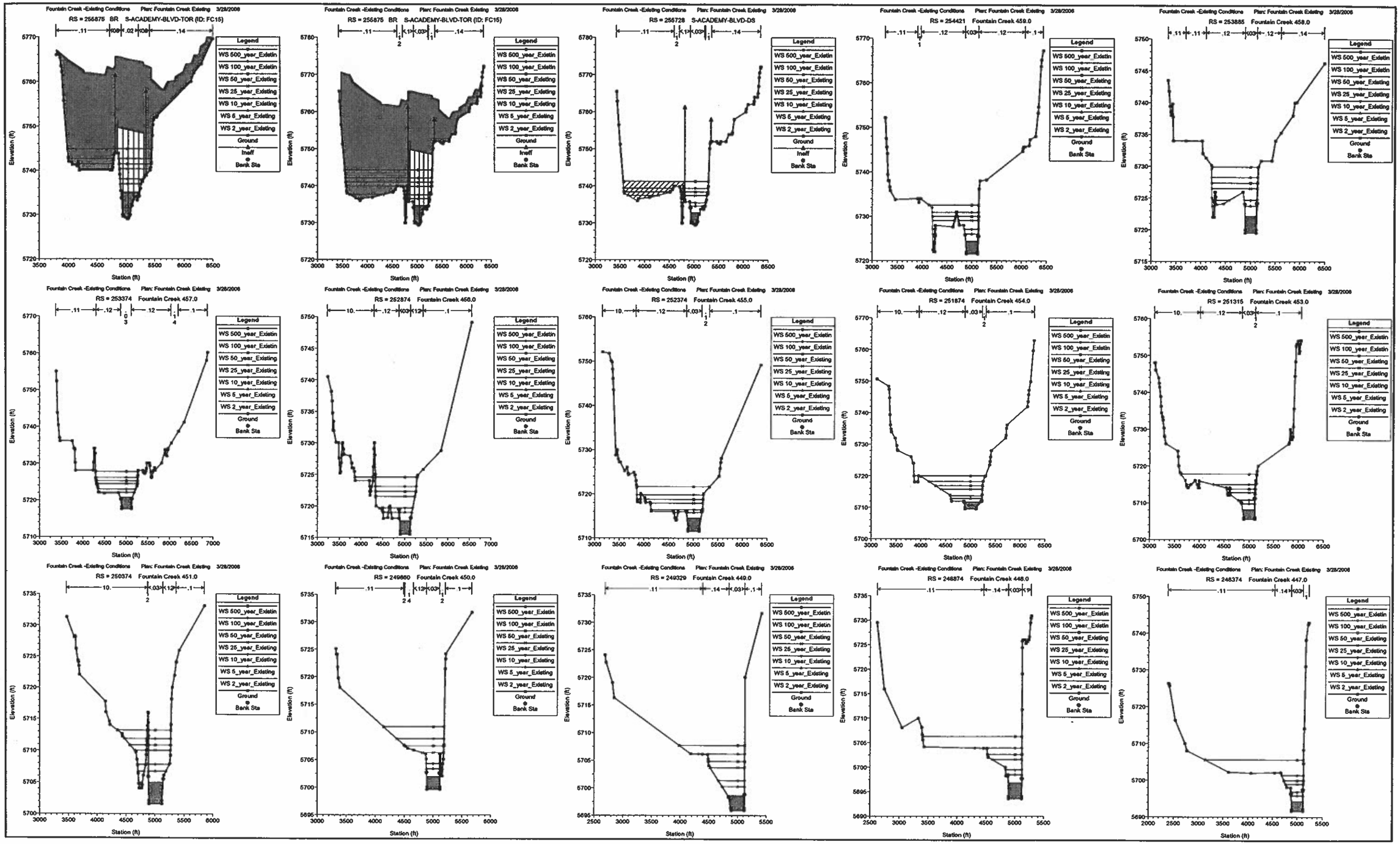
Fountain Creek -Existing Conditions Plan: Fountain Creek Existing 3/28/2006
RS = 256875 BR S-ACADEMY-BLVD-TOR (ID: FC15)
RS = 256875 BR S-ACADEMY-BLVD-TOR (ID: FC15)
RS = 256728 S-ACADEMY-BLVD-DS
RS = 254421 Fountain Creek 459.0
RS = 253885 Fountain Creek 458.0
RS = 253374 Fountain Creek 457.0
RS = 252874 Fountain Creek 456.0
RS = 252374 Fountain Creek 455.0
RS = 251874 Fountain Creek 454.0
RS = 251315 Fountain Creek 453.0
RS = 250374 Fountain Creek 451.0
RS = 249860 Fountain Creek 450.0
RS = 249329 Fountain Creek 449.0
RS = 248874 Fountain Creek 448.0
RS = 248374 Fountain Creek 447.0
Legend
WS 500_year_Existin
WS 100_year_Existin
WS 50_year_Existing
WS 25_year_Existing
WS 10_year_Existing
WS 5_year_Existing
WS 2_year_Existing
Ground
Ineff
Bank Sta
Elevation (ft)
Station (ft)

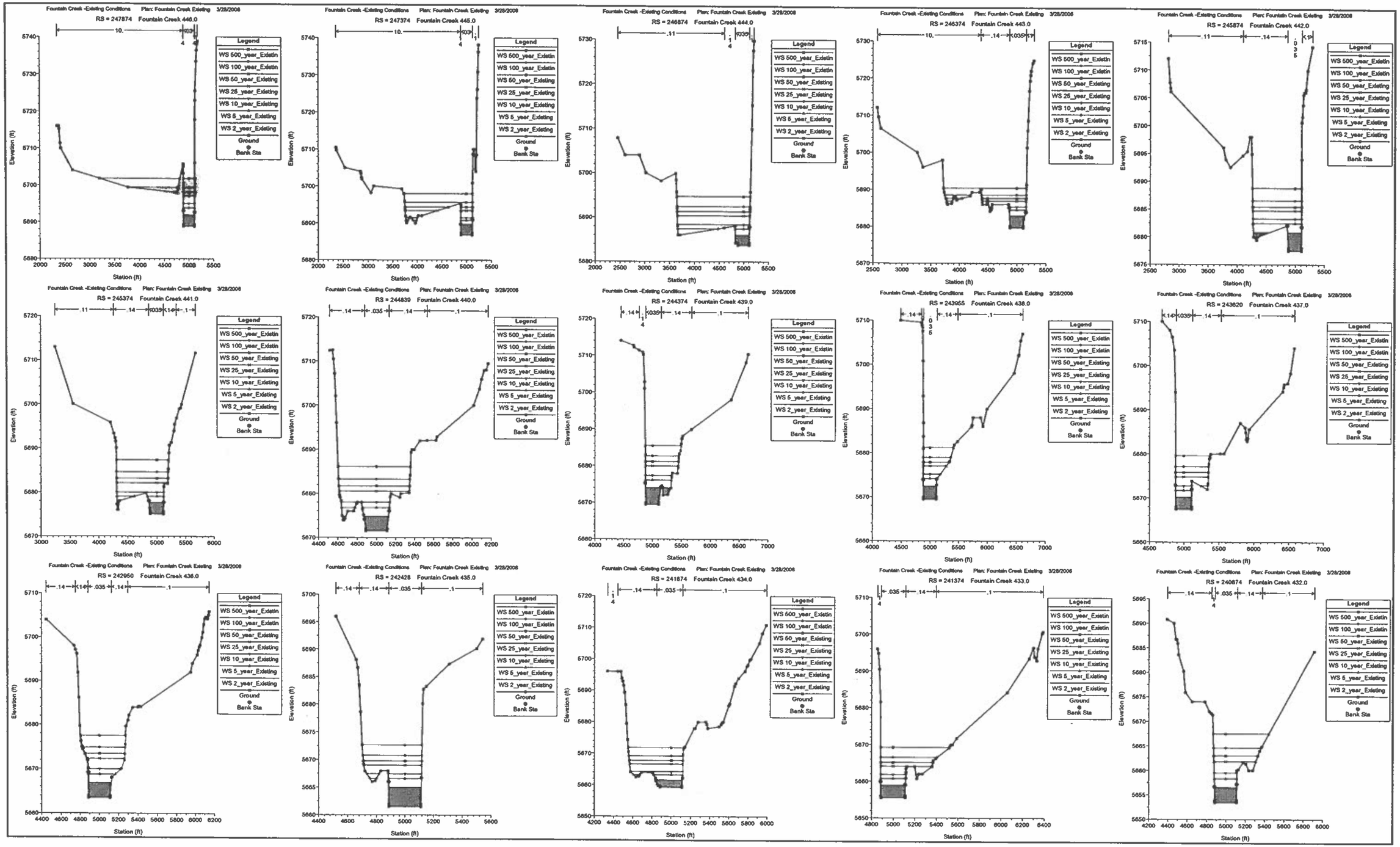
Fountain Creek -Existing Conditions Plan: Fountain Creek Existing 3/28/2006
RS = 247874 Fountain Creek 446.0
RS = 247374 Fountain Creek 445.0
RS = 246874 Fountain Creek 444.0
RS = 246374 Fountain Creek 443.0
RS = 245874 Fountain Creek 442.0
RS = 245374 Fountain Creek 441.0
RS = 244839 Fountain Creek 440.0
RS = 244374 Fountain Creek 439.0
RS = 243955 Fountain Creek 438.0
RS = 243620 Fountain Creek 437.0
RS = 242950 Fountain Creek 436.0
RS = 242426 Fountain Creek 435.0
RS = 241874 Fountain Creek 434.0
RS = 241374 Fountain Creek 433.0
RS = 240874 Fountain Creek 432.0
Legend
WS 500_year_Existin
WS 100_year_Existin
WS 50_year_Existing
WS 25_year_Existing
WS 10_year_Existing
WS 5_year_Existing
WS 2_year_Existing
Ground
Bank Sta
Elevation (ft)
Station (ft)

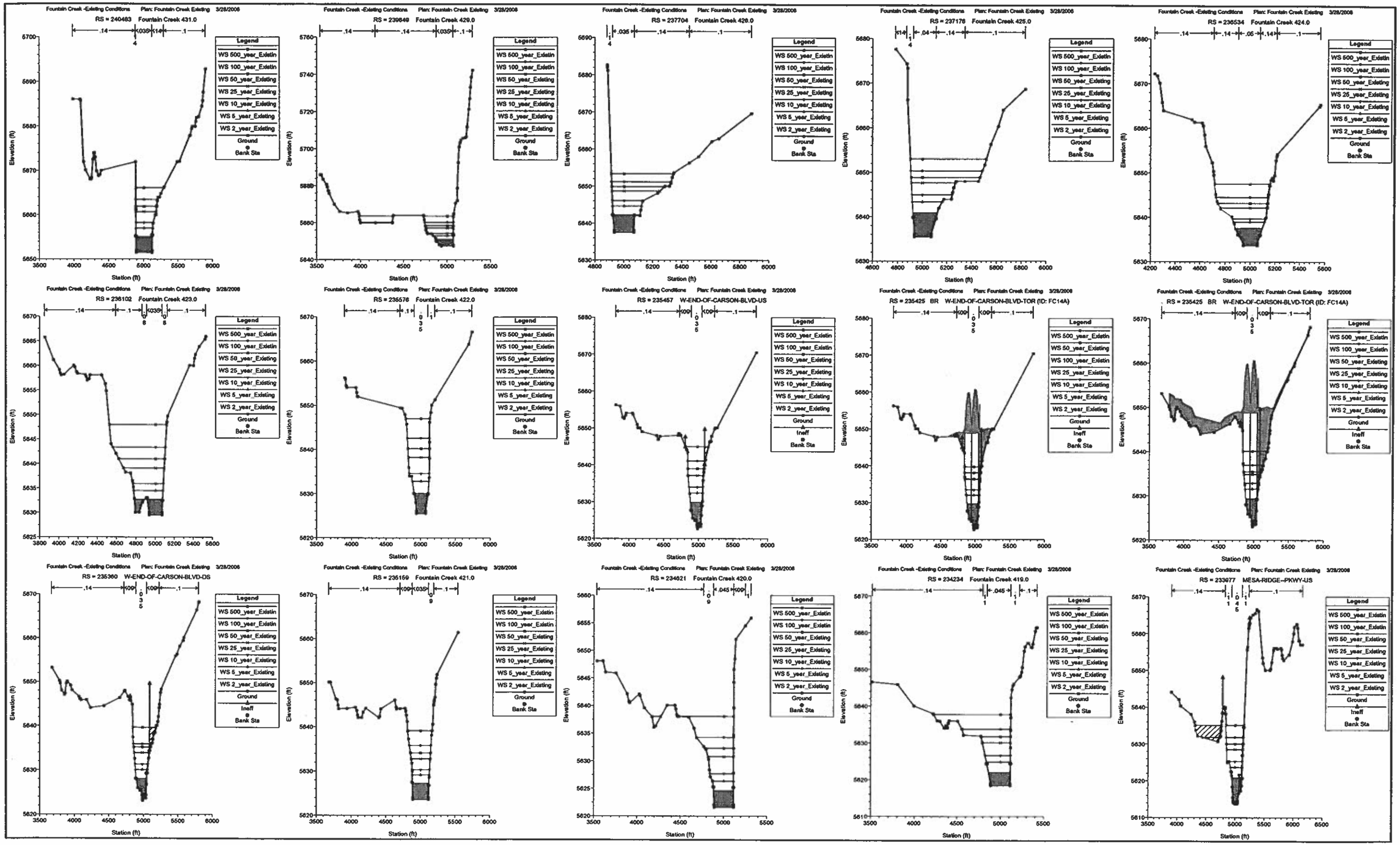
Fountain Creek -Existing Conditions Plan: Fountain Creek Existing 3/28/2006
RS = 240483 Fountain Creek 431.0
RS = 239649 Fountain Creek 429.0
RS = 237704 Fountain Creek 426.0
RS = 237176 Fountain Creek 425.0
RS = 236534 Fountain Creek 424.0
RS = 236102 Fountain Creek 423.0
RS = 235576 Fountain Creek 422.0
RS = 235457 W-END-OF-CARSON-BLVD-US
RS = 235425 BR W-END-OF-CARSON-BLVD-TOR (ID: FC14A)
RS = 235360 W-END-OF-CARSON-BLVD-DS
RS = 235159 Fountain Creek 421.0
RS = 234621 Fountain Creek 420.0
RS = 234234 Fountain Creek 419.0
RS = 233977 MESA-RIDGE--PKWY-US
Legend
WS 500_year_Existin
WS 100_year_Existin
WS 50_year_Existing
WS 25_year_Existing
WS 10_year_Existing
WS 5_year_Existing
WS 2_year_Existing
Ground
Ineff
Bank Sta
Elevation (ft)
Station (ft)

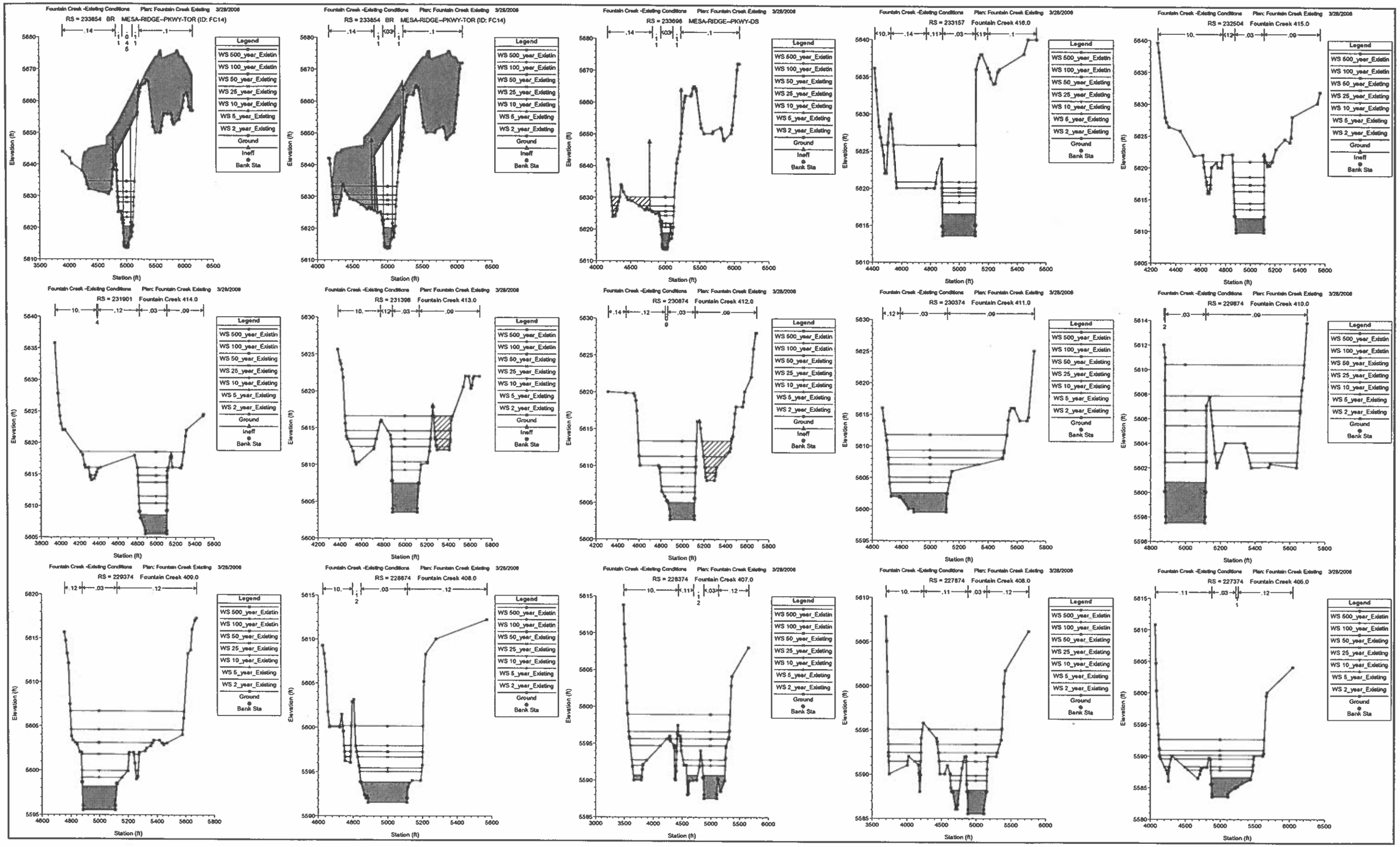
Fountain Creek -Existing Conditions Plan: Fountain Creek Existing 3/28/2008
RS = 233854 BR MESA-RIDGE--PKWY-TOR (ID: FC14)
RS = 233698 MESA-RIDGE--PKWY-DS
RS = 233157 Fountain Creek 416.0
RS = 232504 Fountain Creek 415.0
RS = 231901 Fountain Creek 414.0
RS = 231398 Fountain Creek 413.0
RS = 230874 Fountain Creek 412.0
RS = 230374 Fountain Creek 411.0
RS = 229874 Fountain Creek 410.0
RS = 229374 Fountain Creek 409.0
RS = 228874 Fountain Creek 408.0
RS = 228374 Fountain Creek 407.0
RS = 227874 Fountain Creek 406.0
RS = 227374 Fountain Creek 405.0
Legend
WS 500_year_Existin
WS 100_year_Existin
WS 50_year_Existing
WS 25_year_Existing
WS 10_year_Existing
WS 5_year_Existing
WS 2_year_Existing
Ground
Ineff
Bank Sta
Elevation (ft)
Station (ft)

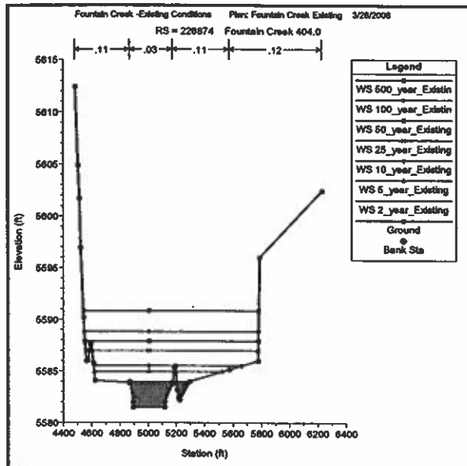
Fountain Creek -Existing Conditions Plan: Fountain Creek Existing 3/28/2006
RS = 226874 Fountain Creek 404.0
Legend
WS 500_year_Existin
WS 100_year_Existin
WS 50_year_Existing
WS 25_year_Existing
WS 10_year_Existing
WS 5_year_Existing
WS 2_year_Existing
Ground
Bank Sta
Elevation (ft)
Station (ft)

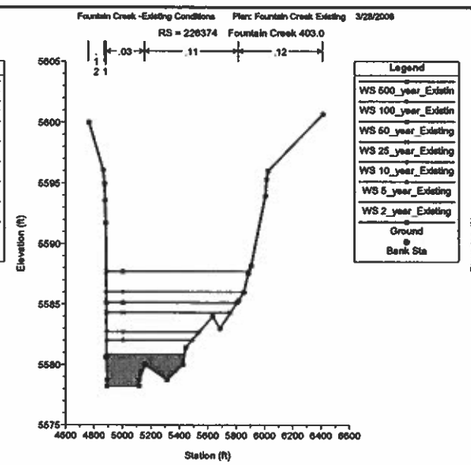
Fountain Creek -Existing Conditions Plan: Fountain Creek Existing 3/28/2006
RS = 226374 Fountain Creek 403.0
Legend
WS 500_year_Existin
WS 100_year_Existin
WS 50_year_Existing
WS 25_year_Existing
WS 10_year_Existing
WS 5_year_Existing
WS 2_year_Existing
Ground
Bank Sta
Elevation (ft)
Station (ft)

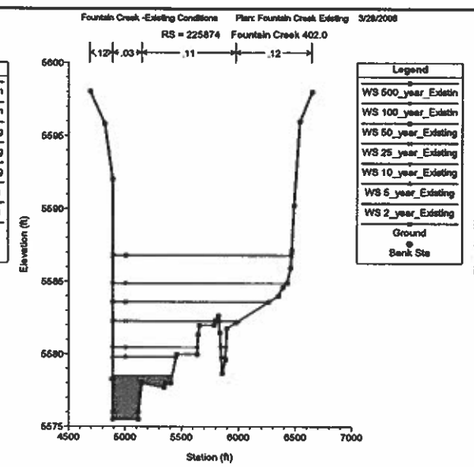
Fountain Creek -Existing Conditions Plan: Fountain Creek Existing 3/28/2006
RS = 225874 Fountain Creek 402.0
Legend
WS 500_year_Existin
WS 100_year_Existin
WS 50_year_Existing
WS 25_year_Existing
WS 10_year_Existing
WS 5_year_Existing
WS 2_year_Existing
Ground
Bank Sta
Elevation (ft)
Station (ft)

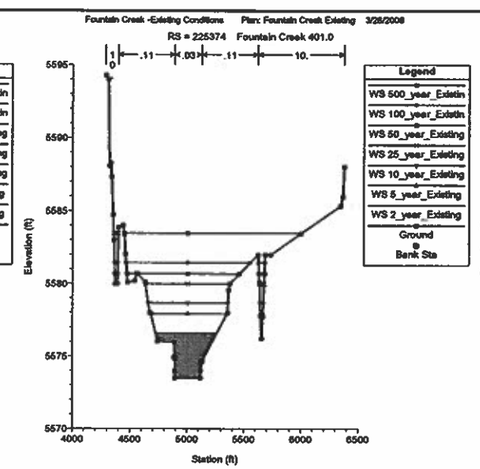
Fountain Creek -Existing Conditions Plan: Fountain Creek Existing 3/28/2006
RS = 225374 Fountain Creek 401.0
Legend
WS 500_year_Existin
WS 100_year_Existin
WS 50_year_Existing
WS 25_year_Existing
WS 10_year_Existing
WS 5_year_Existing
WS 2_year_Existing
Ground
Bank Sta
Elevation (ft)
Station (ft)

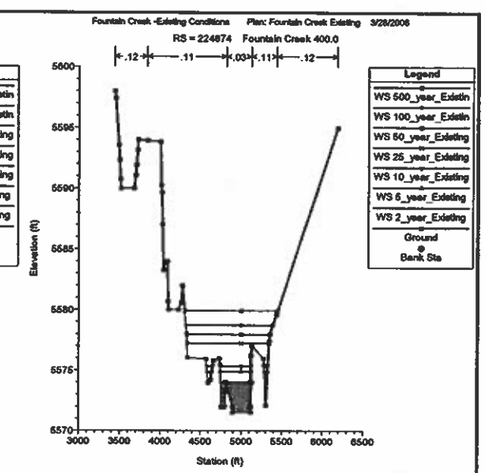
Fountain Creek -Existing Conditions Plan: Fountain Creek Existing 3/28/2006
RS = 224874 Fountain Creek 400.0
Legend
WS 500_year_Existin
WS 100_year_Existin
WS 50_year_Existing
WS 25_year_Existing
WS 10_year_Existing
WS 5_year_Existing
WS 2_year_Existing
Ground
Bank Sta
Elevation (ft)
Station (ft)

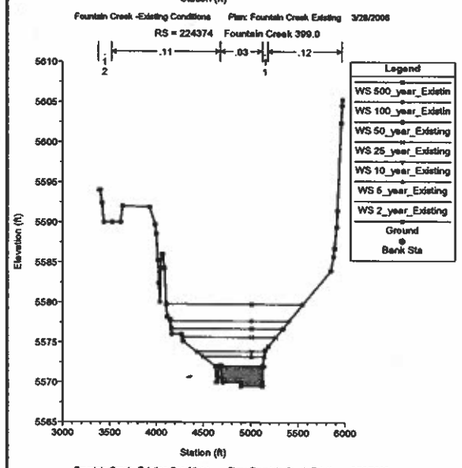
Fountain Creek -Existing Conditions Plan: Fountain Creek Existing 3/28/2006
RS = 224374 Fountain Creek 399.0
Legend
WS 500_year_Existin
WS 100_year_Existin
WS 50_year_Existing
WS 25_year_Existing
WS 10_year_Existing
WS 5_year_Existing
WS 2_year_Existing
Ground
Bank Sta
Elevation (ft)
Station (ft)

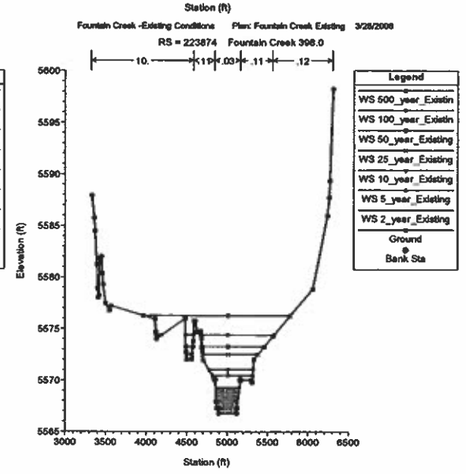
Fountain Creek -Existing Conditions Plan: Fountain Creek Existing 3/28/2006
RS = 223874 Fountain Creek 398.0
Legend
WS 500_year_Existin
WS 100_year_Existin
WS 50_year_Existing
WS 25_year_Existing
WS 10_year_Existing
WS 5_year_Existing
WS 2_year_Existing
Ground
Bank Sta
Elevation (ft)
Station (ft)

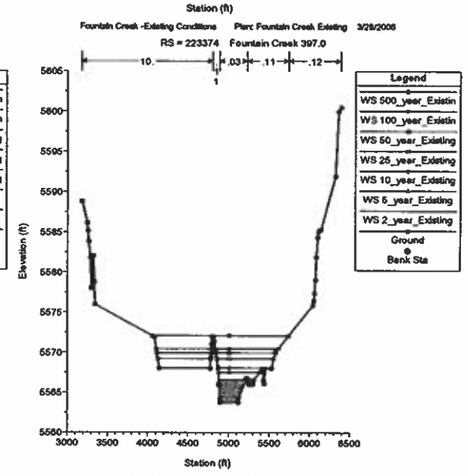
Fountain Creek -Existing Conditions Plan: Fountain Creek Existing 3/28/2006
RS = 223374 Fountain Creek 397.0
Legend
WS 500_year_Existin
WS 100_year_Existin
WS 50_year_Existing
WS 25_year_Existing
WS 10_year_Existing
WS 5_year_Existing
WS 2_year_Existing
Ground
Bank Sta
Elevation (ft)
Station (ft)

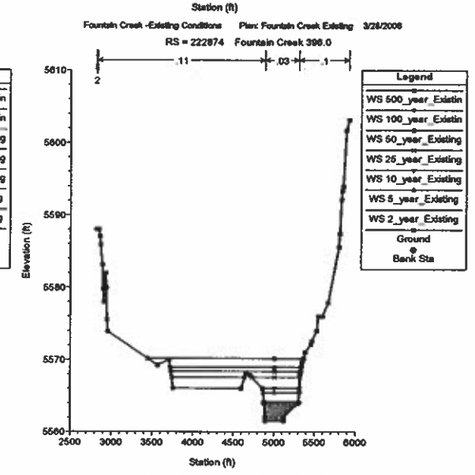
Fountain Creek -Existing Conditions Plan: Fountain Creek Existing 3/28/2006
RS = 222874 Fountain Creek 396.0
Legend
WS 500_year_Existin
WS 100_year_Existin
WS 50_year_Existing
WS 25_year_Existing
WS 10_year_Existing
WS 5_year_Existing
WS 2_year_Existing
Ground
Bank Sta
Elevation (ft)
Station (ft)

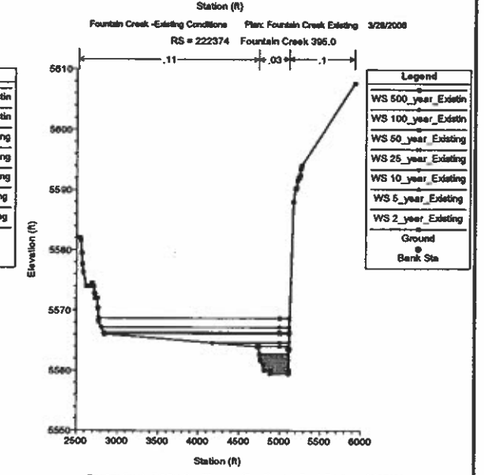
Fountain Creek -Existing Conditions Plan: Fountain Creek Existing 3/28/2006
RS = 222374 Fountain Creek 395.0
Legend
WS 500_year_Existin
WS 100_year_Existin
WS 50_year_Existing
WS 25_year_Existing
WS 10_year_Existing
WS 5_year_Existing
WS 2_year_Existing
Ground
Bank Sta
Elevation (ft)
Station (ft)

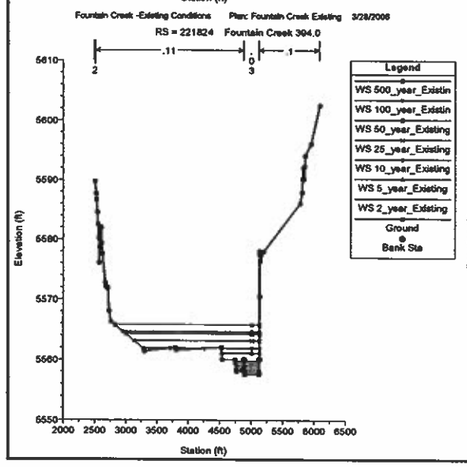
Fountain Creek -Existing Conditions Plan: Fountain Creek Existing 3/28/2006
RS = 221824 Fountain Creek 394.0
Legend
WS 500_year_Existin
WS 100_year_Existin
WS 50_year_Existing
WS 25_year_Existing
WS 10_year_Existing
WS 5_year_Existing
WS 2_year_Existing
Ground
Bank Sta
Elevation (ft)
Station (ft)

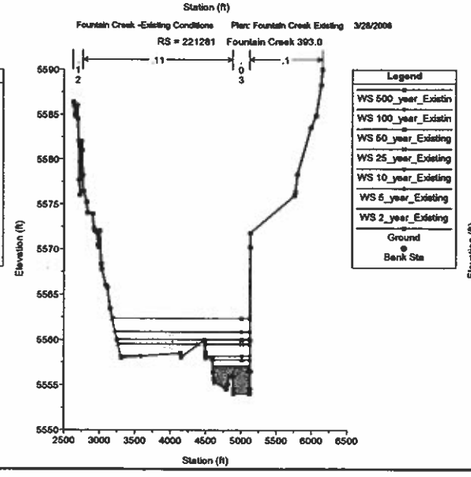
Fountain Creek -Existing Conditions Plan: Fountain Creek Existing 3/28/2006
RS = 221281 Fountain Creek 393.0
Legend
WS 500_year_Existin
WS 100_year_Existin
WS 50_year_Existing
WS 25_year_Existing
WS 10_year_Existing
WS 5_year_Existing
WS 2_year_Existing
Ground
Bank Sta
Elevation (ft)
Station (ft)

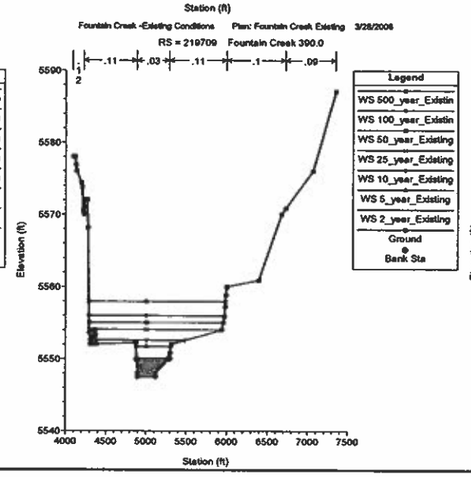
Fountain Creek -Existing Conditions Plan: Fountain Creek Existing 3/28/2006
RS = 219709 Fountain Creek 390.0
Legend
WS 500_year_Existin
WS 100_year_Existin
WS 50_year_Existing
WS 25_year_Existing
WS 10_year_Existing
WS 5_year_Existing
WS 2_year_Existing
Ground
Bank Sta
Elevation (ft)
Station (ft)

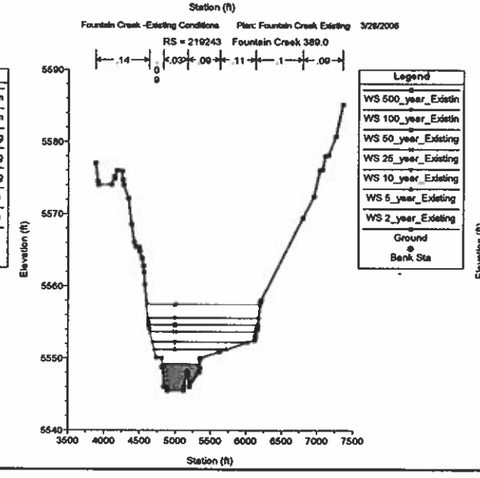
Fountain Creek -Existing Conditions Plan: Fountain Creek Existing 3/28/2006
RS = 219243 Fountain Creek 389.0
Legend
WS 500_year_Existin
WS 100_year_Existin
WS 50_year_Existing
WS 25_year_Existing
WS 10_year_Existing
WS 5_year_Existing
WS 2_year_Existing
Ground
Bank Sta
Elevation (ft)
Station (ft)

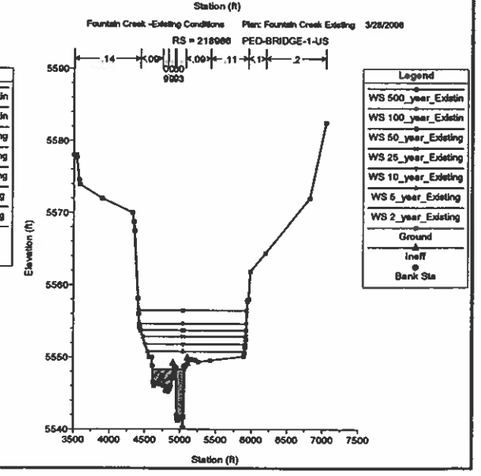
Fountain Creek -Existing Conditions Plan: Fountain Creek Existing 3/28/2006
RS = 218988 PED-BRIDGE-1-US
Legend
WS 500_year_Existin
WS 100_year_Existin
WS 50_year_Existing
WS 25_year_Existing
WS 10_year_Existing
WS 5_year_Existing
WS 2_year_Existing
Ground
Ineff
Bank Sta
Elevation (ft)
Station (ft)

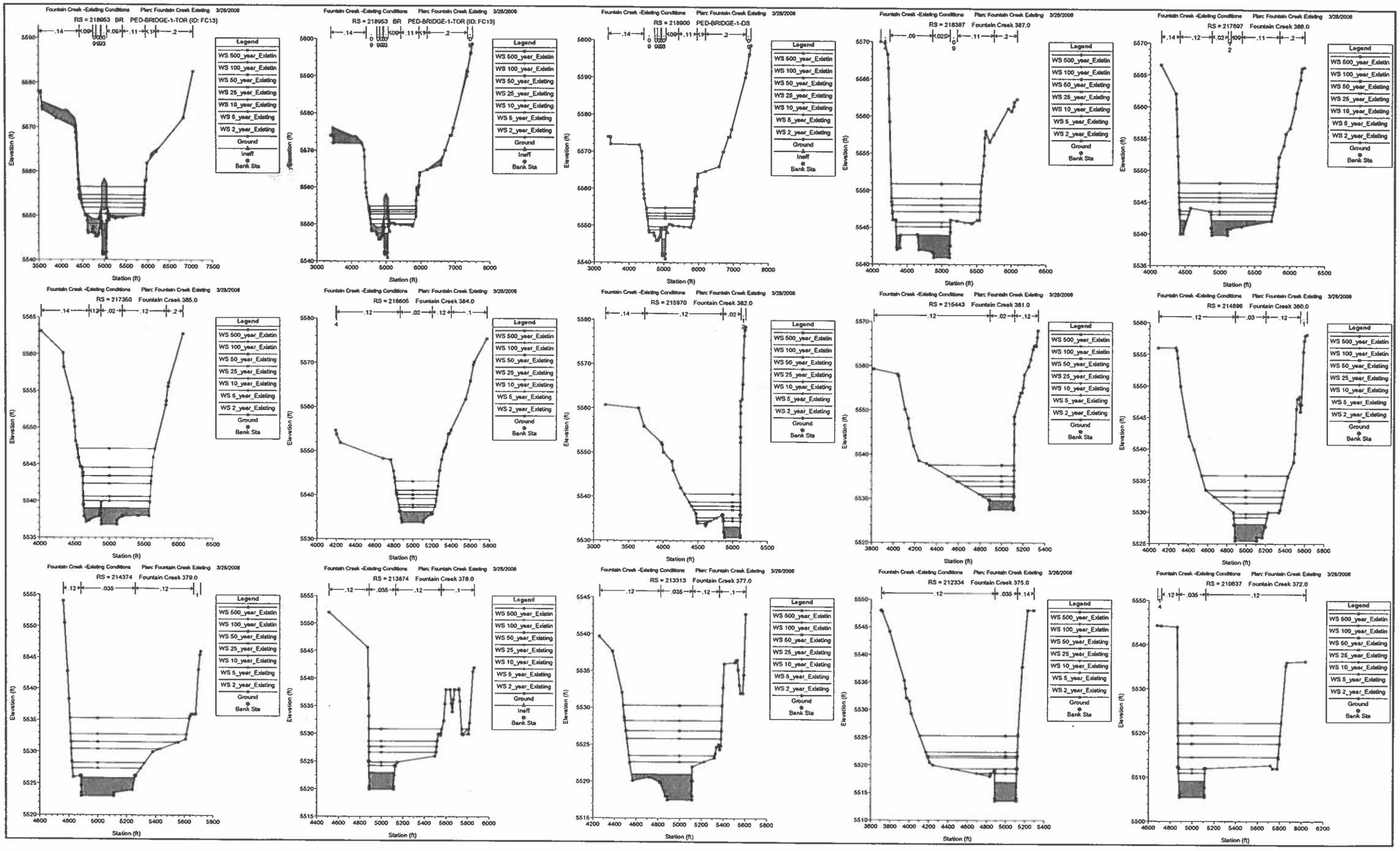
Fountain Creek -Existing Conditions Plan: Fountain Creek Existing 3/28/2008
RS = 218953 BR PED-BRIDGE-1-TOR (ID: FC13)
RS = 218953 BR PED-BRIDGE-1-TOR (ID: FC13)
RS = 218900 PED-BRIDGE-1-DS
RS = 218387 Fountain Creek 387.0
RS = 217897 Fountain Creek 386.0
RS = 217350 Fountain Creek 385.0
RS = 216605 Fountain Creek 384.0
RS = 215970 Fountain Creek 382.0
RS = 215443 Fountain Creek 381.0
RS = 214896 Fountain Creek 380.0
RS = 214374 Fountain Creek 379.0
RS = 213874 Fountain Creek 378.0
RS = 213313 Fountain Creek 377.0
RS = 212334 Fountain Creek 375.0
RS = 210637 Fountain Creek 372.0
Legend
WS 500_year_Existin
WS 100_year_Existin
WS 50_year_Existing
WS 25_year_Existing
WS 10_year_Existing
WS 5_year_Existing
WS 2_year_Existing
Ground
Ineff
Bank Sta
Elevation (ft)
Station (ft)

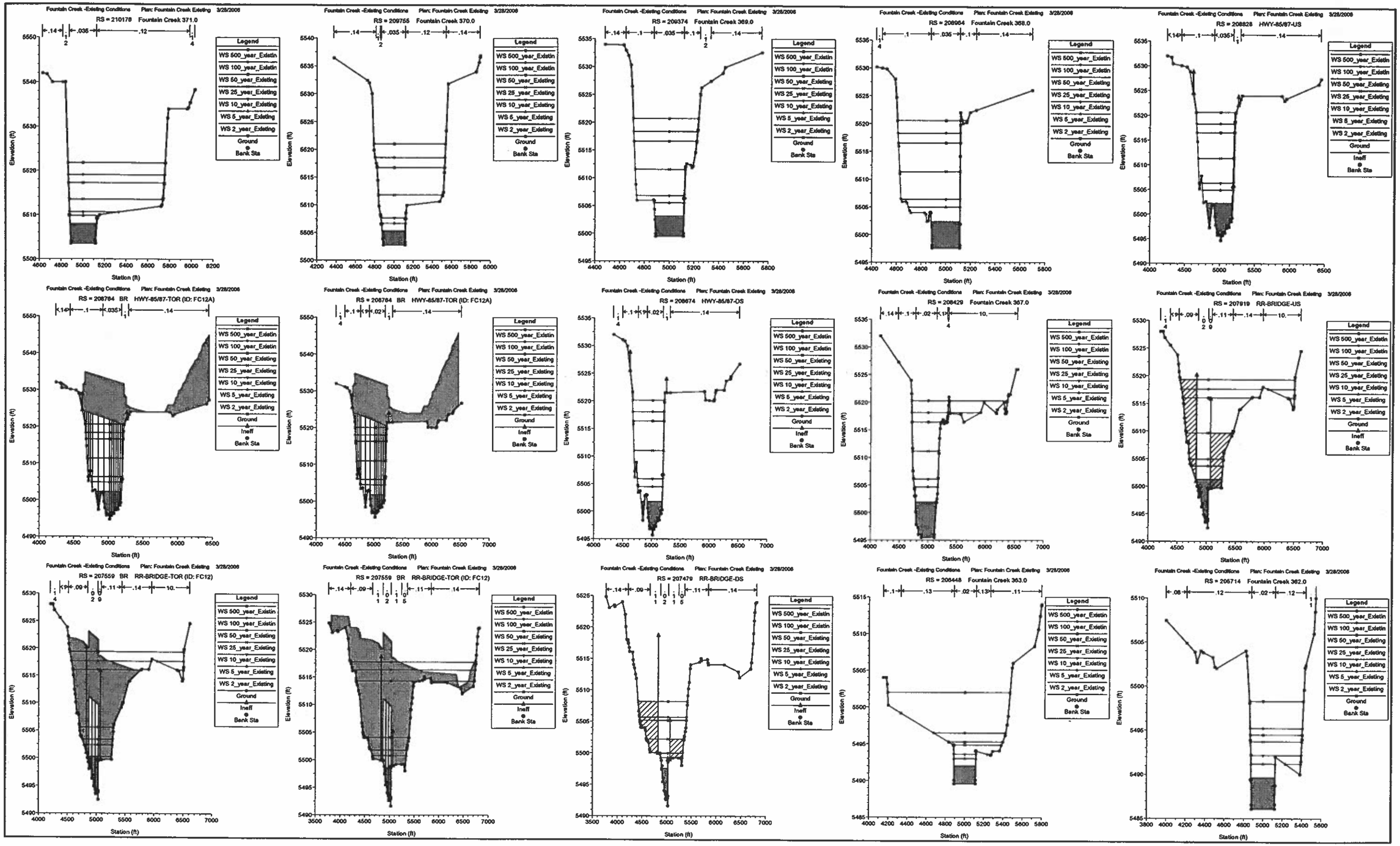
Fountain Creek -Existing Conditions Plan: Fountain Creek Existing 3/28/2006
RS = 210178 Fountain Creek 371.0
RS = 209755 Fountain Creek 370.0
RS = 209374 Fountain Creek 369.0
RS = 208964 Fountain Creek 368.0
RS = 208828 HWY-85/87-US
RS = 208764 BR HWY-85/87-TOR (ID: FC12A)
RS = 208764 BR HWY-85/87-TOR (ID: FC12A)
RS = 208674 HWY-85/87-DS
RS = 208429 Fountain Creek 367.0
RS = 207919 RR-BRIDGE-US
RS = 207559 BR RR-BRIDGE-TOR (ID: FC12)
RS = 207559 BR RR-BRIDGE-TOR (ID: FC12)
RS = 207479 RR-BRIDGE-DS
RS = 206448 Fountain Creek 363.0
RS = 206714 Fountain Creek 362.0
Legend
WS 500_year_Existin
WS 100_year_Existin
WS 50_year_Existing
WS 25_year_Existing
WS 10_year_Existing
WS 5_year_Existing
WS 2_year_Existing
Ground
Ineff
Bank Sta
Elevation (ft)
Station (ft)

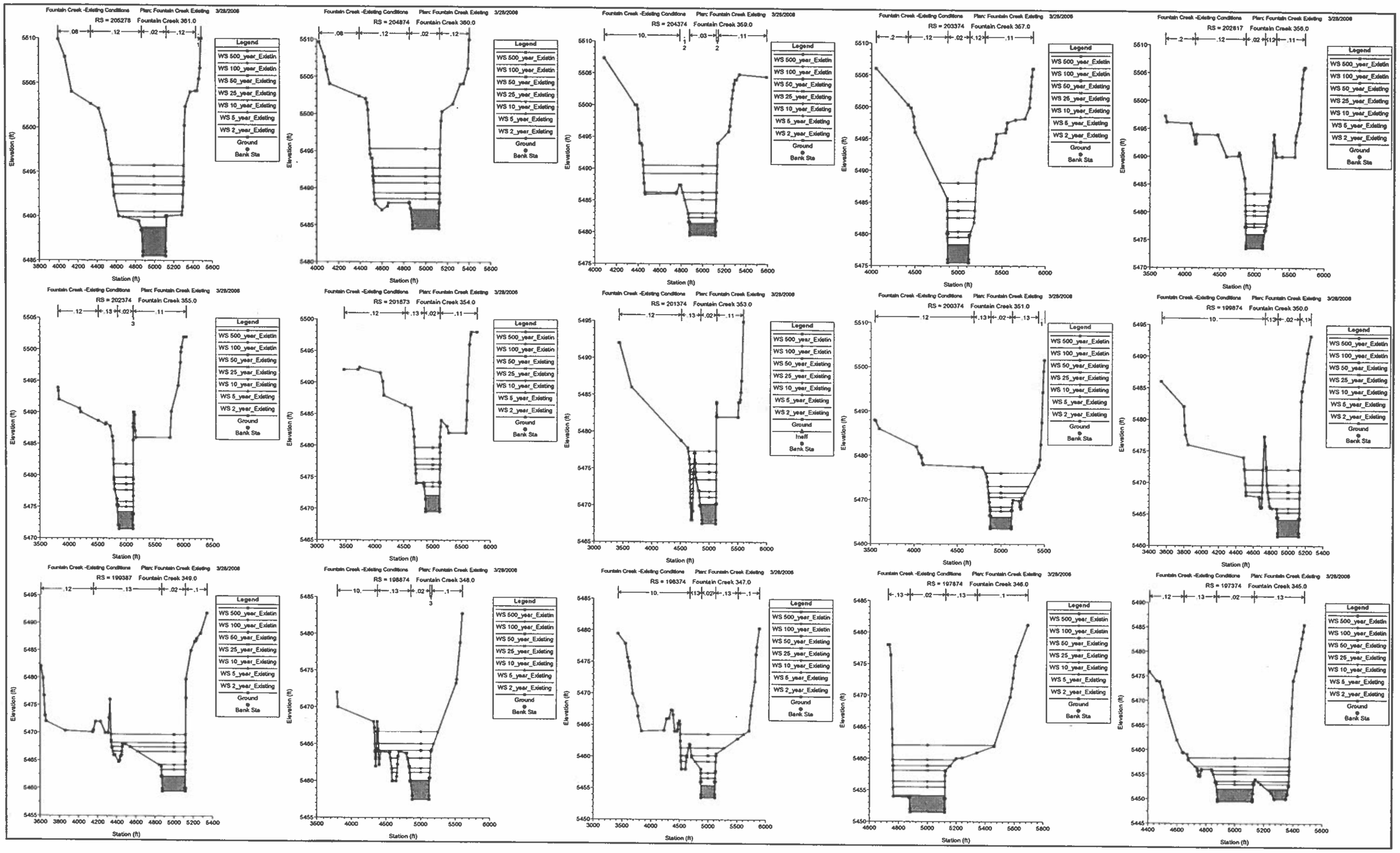
Fountain Creek -Existing Conditions Plan: Fountain Creek Existing 3/28/2008
RS = 205278 Fountain Creek 361.0
RS = 204874 Fountain Creek 360.0
RS = 204374 Fountain Creek 359.0
RS = 203374 Fountain Creek 357.0
RS = 202617 Fountain Creek 356.0
RS = 202374 Fountain Creek 355.0
RS = 201873 Fountain Creek 354.0
RS = 201374 Fountain Creek 353.0
RS = 200374 Fountain Creek 351.0
RS = 199874 Fountain Creek 350.0
RS = 199387 Fountain Creek 349.0
RS = 198874 Fountain Creek 348.0
RS = 198374 Fountain Creek 347.0
RS = 197874 Fountain Creek 346.0
RS = 197374 Fountain Creek 345.0
Legend
WS 500_year_Existin
WS 100_year_Existin
WS 50_year_Existing
WS 25_year_Existing
WS 10_year_Existing
WS 5_year_Existing
WS 2_year_Existing
Ground
Ineff
Bank Sta
Elevation (ft)
Station (ft)

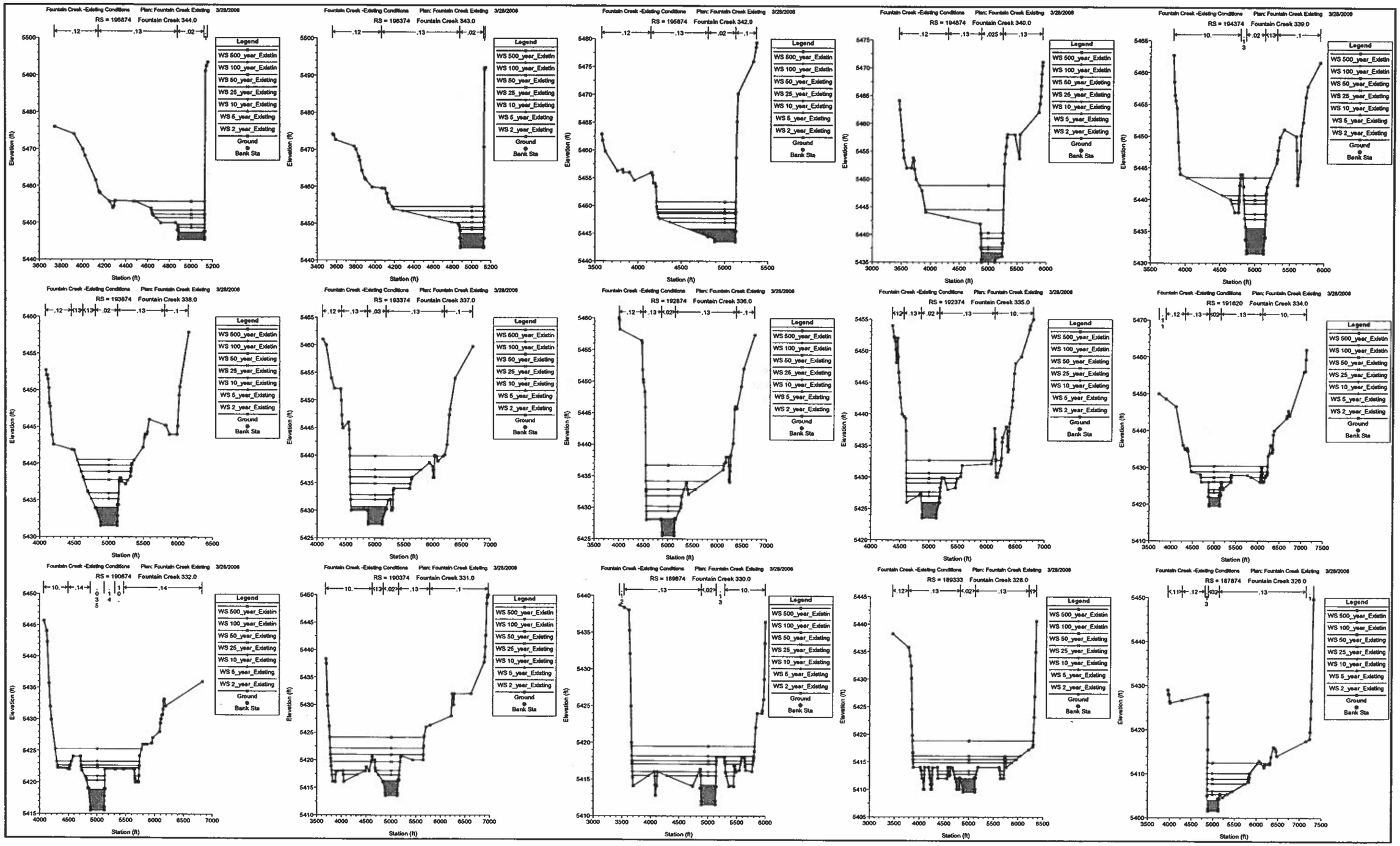
Fountain Creek -Existing Conditions Plan: Fountain Creek Existing 3/28/2006
RS = 196874 Fountain Creek 344.0
RS = 196374 Fountain Creek 343.0
RS = 195874 Fountain Creek 342.0
RS = 194874 Fountain Creek 340.0
RS = 194374 Fountain Creek 339.0
RS = 193874 Fountain Creek 338.0
RS = 193374 Fountain Creek 337.0
RS = 192874 Fountain Creek 336.0
RS = 192374 Fountain Creek 335.0
RS = 191620 Fountain Creek 334.0
RS = 190874 Fountain Creek 332.0
RS = 190374 Fountain Creek 331.0
RS = 189874 Fountain Creek 330.0
RS = 189333 Fountain Creek 328.0
RS = 187874 Fountain Creek 326.0
Legend
WS 500_year_Existin
WS 100_year_Existin
WS 50_year_Existing
WS 25_year_Existing
WS 10_year_Existing
WS 5_year_Existing
WS 2_year_Existing
Ground
Bank Sta
Elevation (ft)
Station (ft)

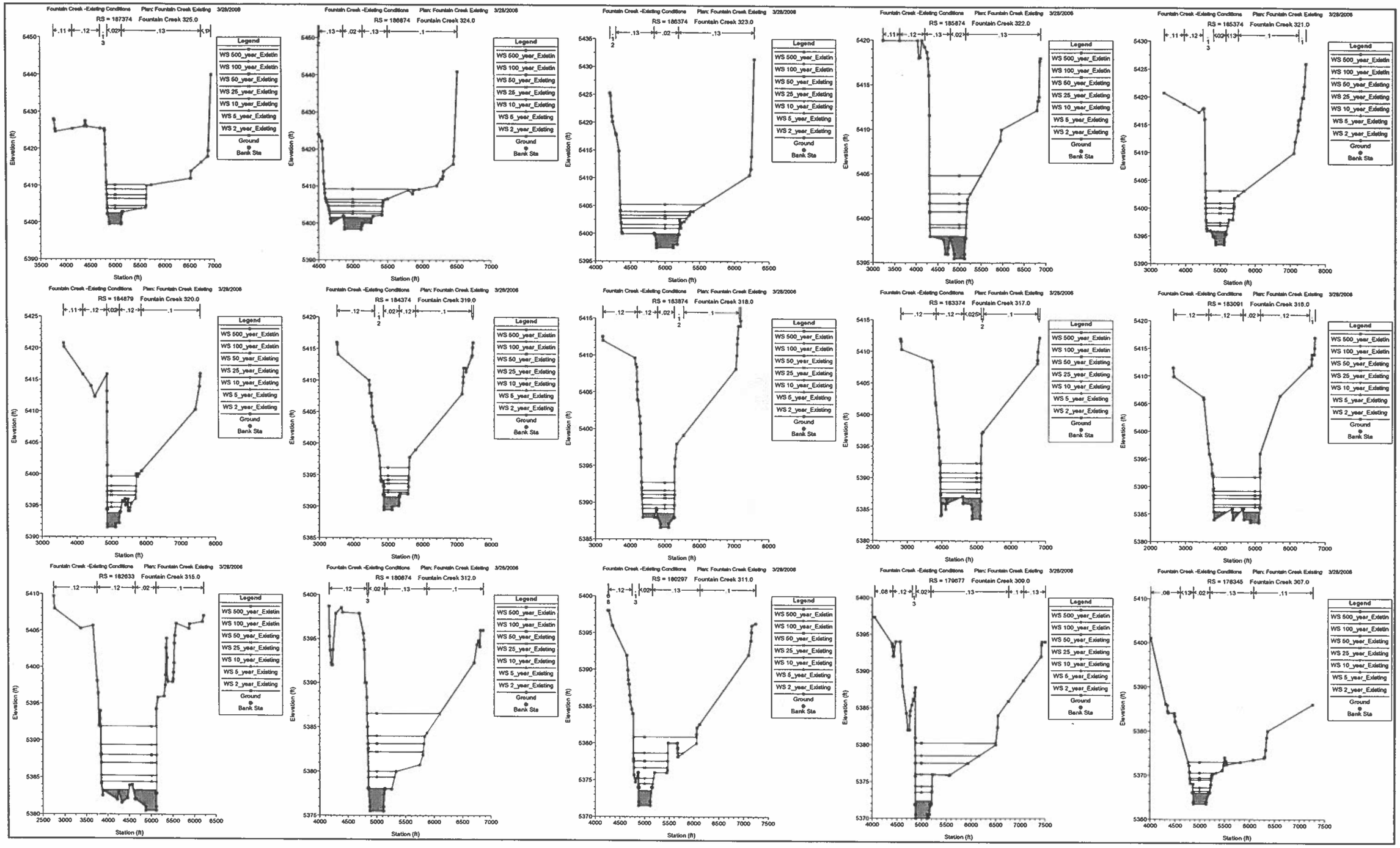
Fountain Creek -Existing Conditions Plan: Fountain Creek Existing 3/28/2006
RS = 187374 Fountain Creek 326.0
RS = 186874 Fountain Creek 324.0
RS = 186374 Fountain Creek 323.0
RS = 185874 Fountain Creek 322.0
RS = 185374 Fountain Creek 321.0
RS = 184879 Fountain Creek 320.0
RS = 184374 Fountain Creek 319.0
RS = 183874 Fountain Creek 318.0
RS = 183374 Fountain Creek 317.0
RS = 183091 Fountain Creek 316.0
RS = 182633 Fountain Creek 315.0
RS = 180874 Fountain Creek 312.0
RS = 180297 Fountain Creek 311.0
RS = 179877 Fountain Creek 309.0
RS = 178345 Fountain Creek 307.0
Legend
WS 500_year_Existin
WS 100_year_Existin
WS 50_year_Existing
WS 25_year_Existing
WS 10_year_Existing
WS 5_year_Existing
WS 2_year_Existing
Ground
Bank Sta
Elevation (ft)
Station (ft)

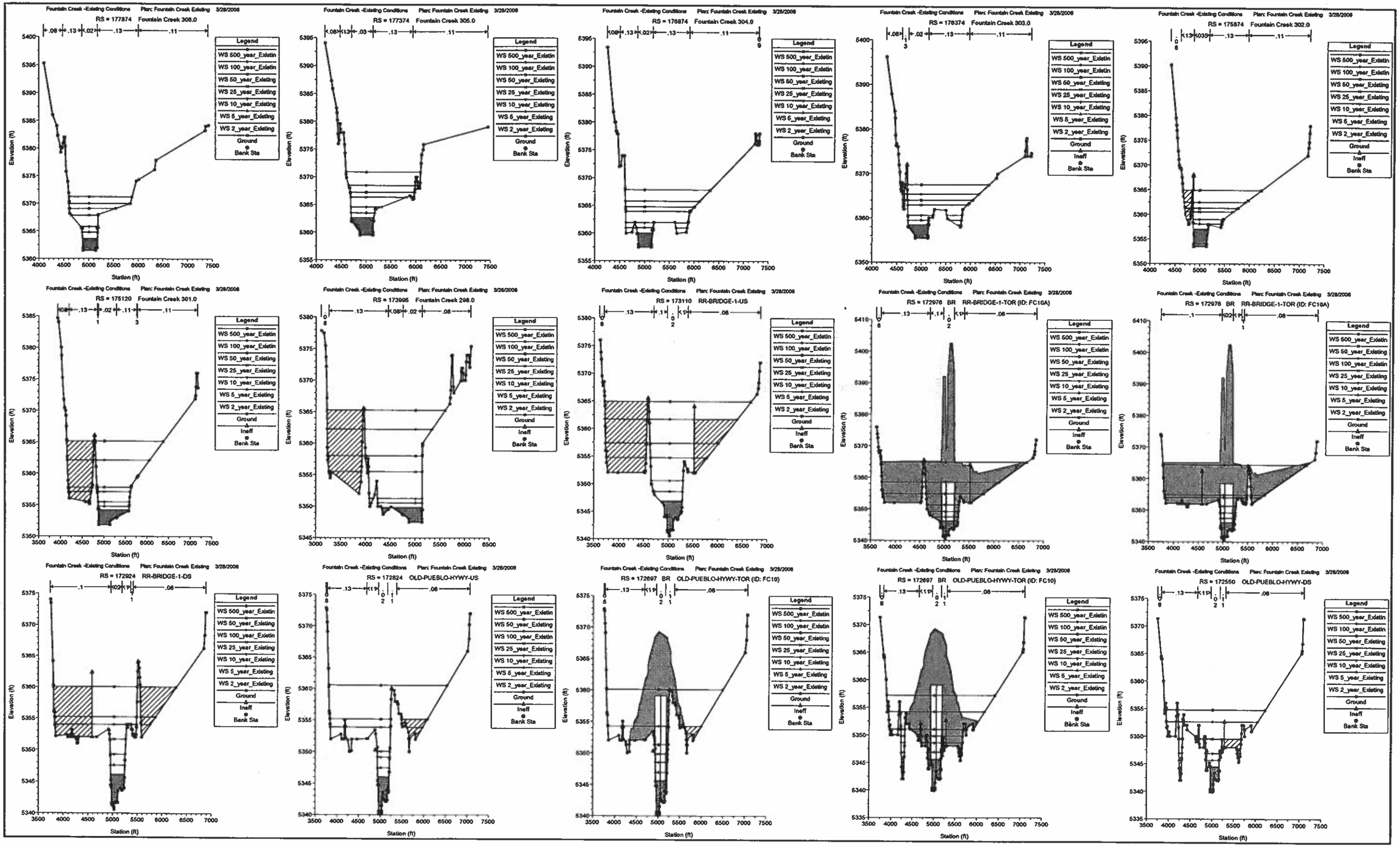
Fountain Creek -Existing Conditions Plan: Fountain Creek Existing 3/28/2006
RS = 177874 Fountain Creek 306.0
RS = 177374 Fountain Creek 305.0
RS = 176874 Fountain Creek 304.0
RS = 176374 Fountain Creek 303.0
RS = 175874 Fountain Creek 302.0
RS = 175120 Fountain Creek 301.0
RS = 173995 Fountain Creek 298.0
RS = 173110 RR-BRIDGE-1-US
RS = 172976 BR RR-BRIDGE-1-TOR (ID: FC10A)
RS = 172924 RR-BRIDGE-1-DS
RS = 172824 OLD-PUEBLO-HYWY-US
RS = 172697 BR OLD-PUEBLO-HYWY-TOR (ID: FC10)
RS = 172550 OLD-PUEBLO-HYWY-DS
Legend
WS 500_year_Existin
WS 100_year_Existin
WS 50_year_Existing
WS 25_year_Existing
WS 10_year_Existing
WS 5_year_Existing
WS 2_year_Existing
Ground
Ineff
Bank Sta
Elevation (ft)
Station (ft)

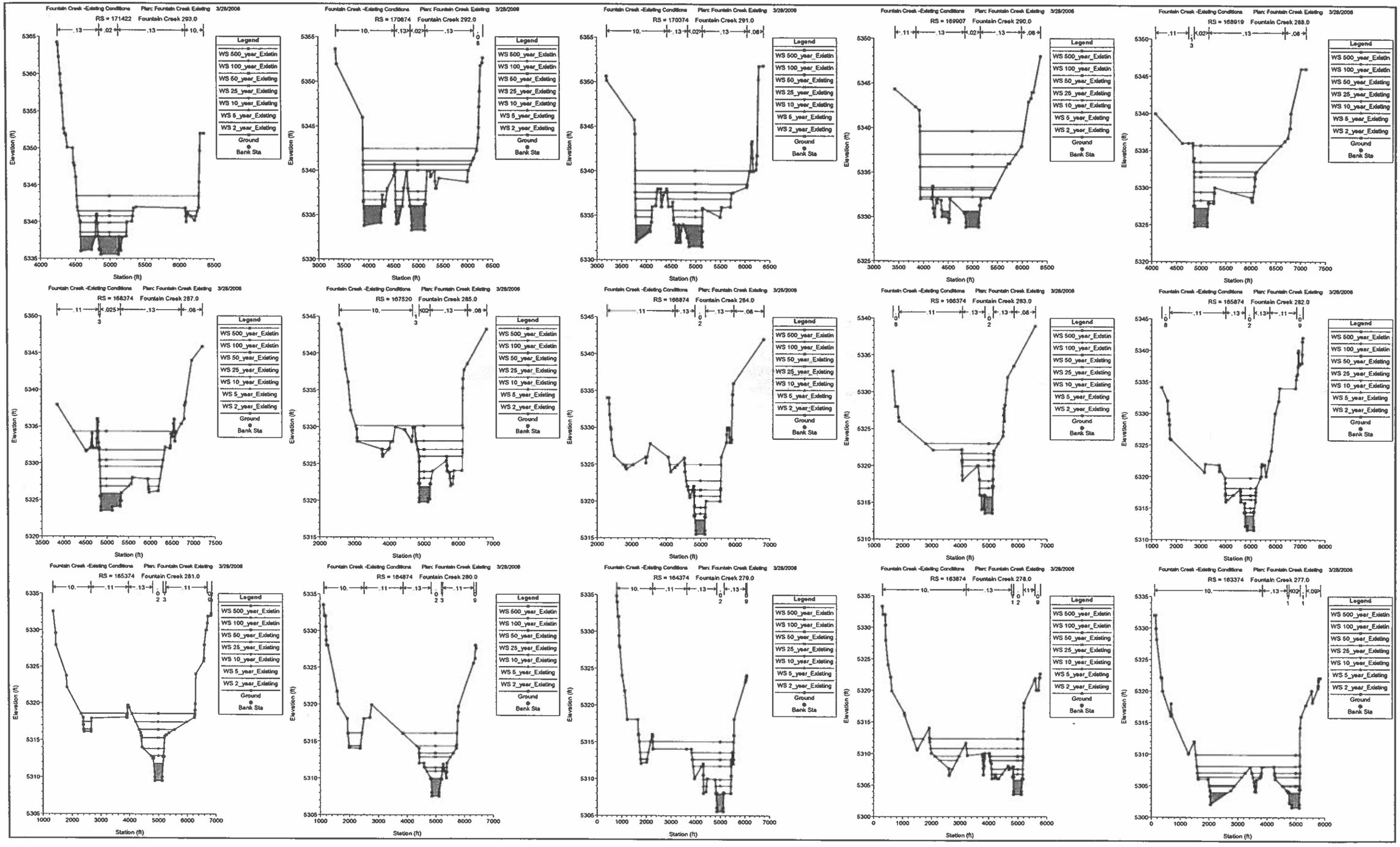
Fountain Creek -Existing Conditions Plan: Fountain Creek Existing 3/28/2006
RS = 171422 Fountain Creek 293.0
RS = 170874 Fountain Creek 292.0
RS = 170374 Fountain Creek 291.0
RS = 169907 Fountain Creek 290.0
RS = 169919 Fountain Creek 288.0
RS = 168374 Fountain Creek 287.0
RS = 167520 Fountain Creek 285.0
RS = 166874 Fountain Creek 284.0
RS = 166374 Fountain Creek 283.0
RS = 165874 Fountain Creek 282.0
RS = 165374 Fountain Creek 281.0
RS = 164874 Fountain Creek 280.0
RS = 164374 Fountain Creek 279.0
RS = 163874 Fountain Creek 278.0
RS = 163374 Fountain Creek 277.0
Legend
WS 500_year_Existin
WS 100_year_Existin
WS 50_year_Existing
WS 25_year_Existing
WS 10_year_Existing
WS 5_year_Existing
WS 2_year_Existing
Ground
Bank Sta
Elevation (ft)
Station (ft)

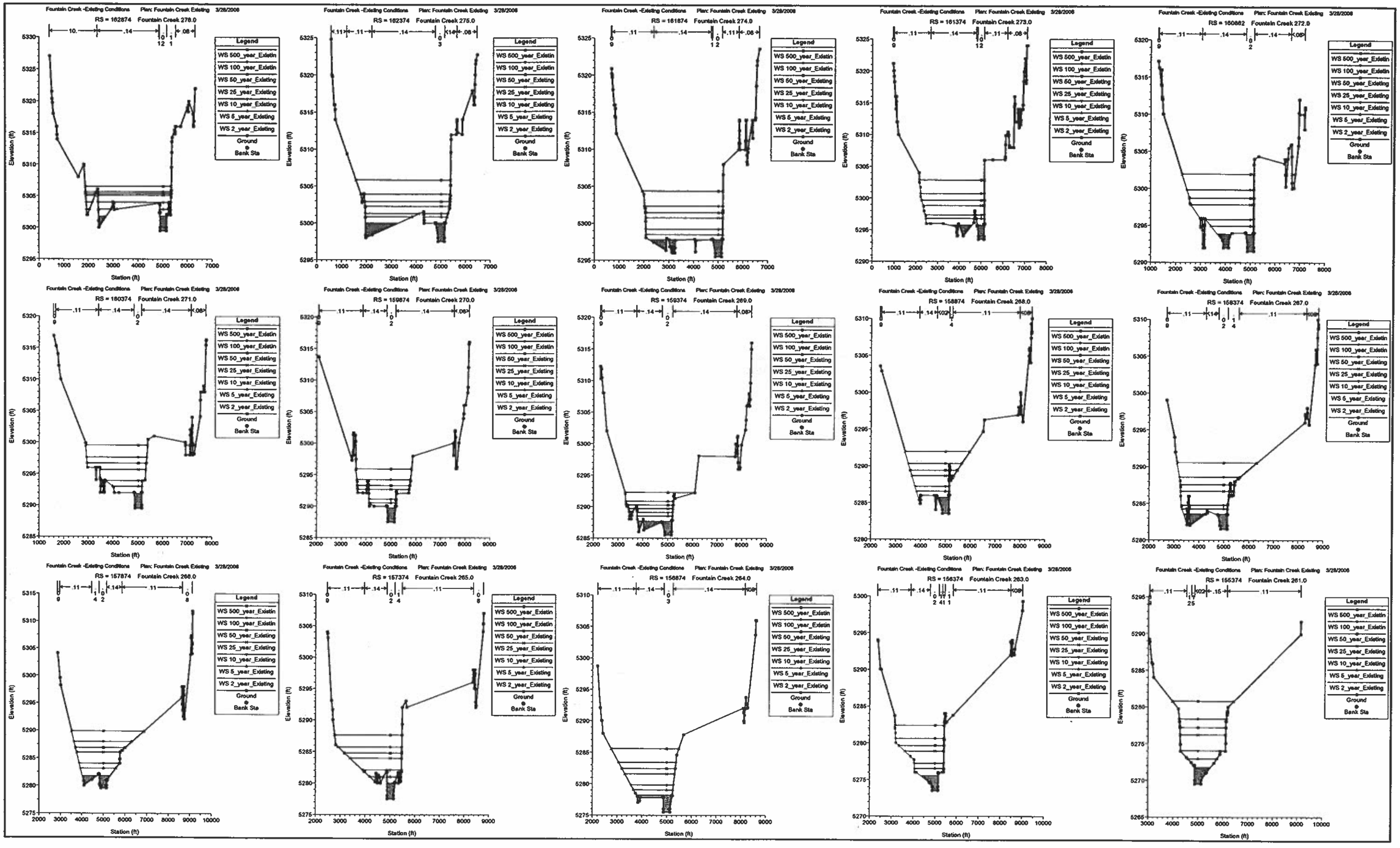
Fountain Creek -Existing Conditions Plan: Fountain Creek Existing 3/28/2006
RS = 162874 Fountain Creek 276.0
RS = 162374 Fountain Creek 275.0
RS = 161874 Fountain Creek 274.0
RS = 161374 Fountain Creek 273.0
RS = 160862 Fountain Creek 272.0
RS = 160374 Fountain Creek 271.0
RS = 159874 Fountain Creek 270.0
RS = 159374 Fountain Creek 269.0
RS = 158874 Fountain Creek 268.0
RS = 158374 Fountain Creek 267.0
RS = 157874 Fountain Creek 266.0
RS = 157374 Fountain Creek 265.0
RS = 156874 Fountain Creek 264.0
RS = 156374 Fountain Creek 263.0
RS = 155374 Fountain Creek 261.0
Elevation (ft)
Station (ft)
Legend
WS 500_year_Existin
WS 100_year_Existin
WS 50_year_Existing
WS 25_year_Existing
WS 10_year_Existing
WS 5_year_Existing
WS 2_year_Existing
Ground
Bank Sta

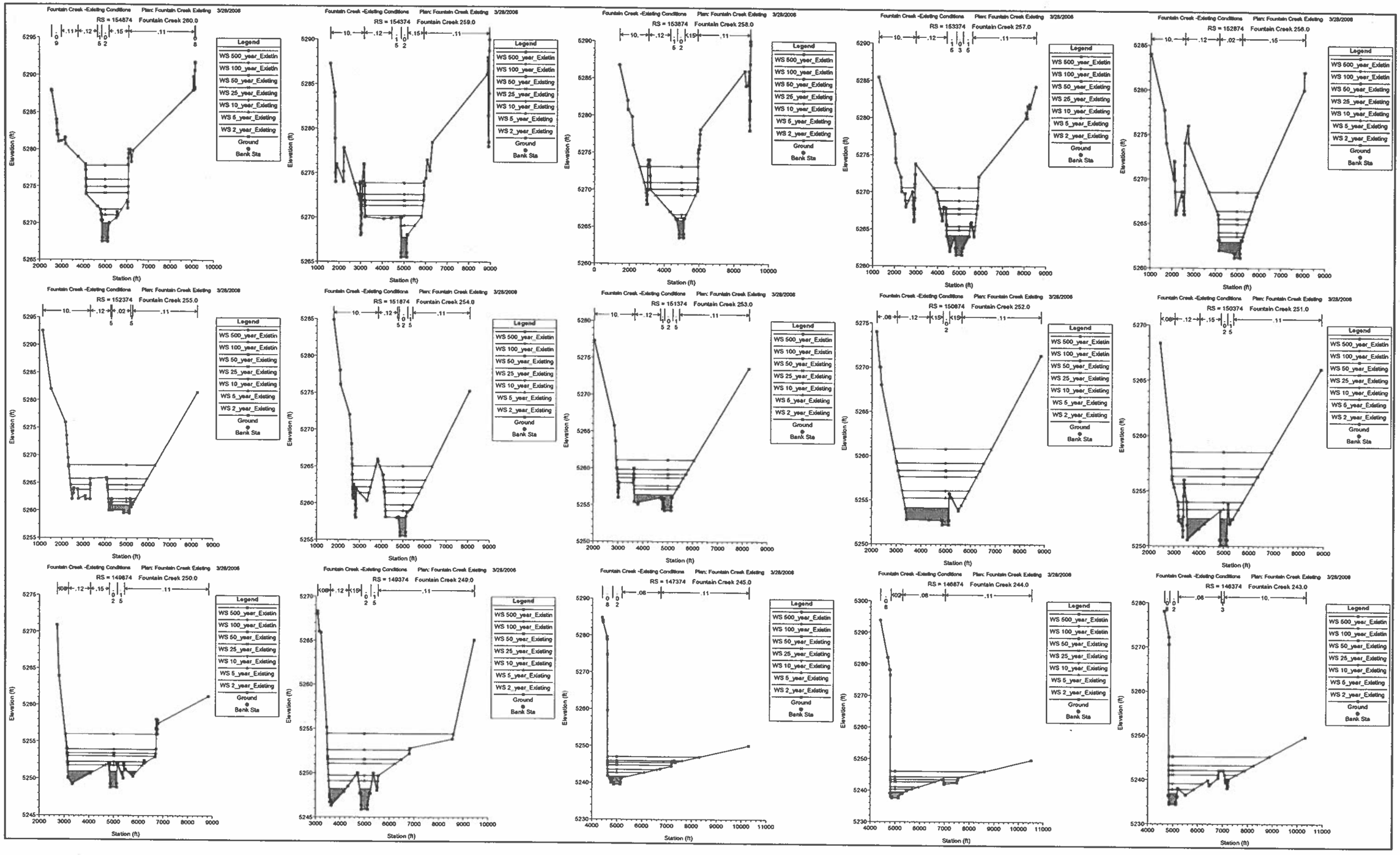
Fountain Creek -Existing Conditions Plan: Fountain Creek Existing 3/28/2008
RS = 154874 Fountain Creek 260.0
RS = 154374 Fountain Creek 259.0
RS = 153874 Fountain Creek 258.0
RS = 153374 Fountain Creek 257.0
RS = 152874 Fountain Creek 256.0
RS = 152374 Fountain Creek 255.0
RS = 151874 Fountain Creek 254.0
RS = 151374 Fountain Creek 253.0
RS = 150874 Fountain Creek 252.0
RS = 150374 Fountain Creek 251.0
RS = 149874 Fountain Creek 250.0
RS = 149374 Fountain Creek 249.0
RS = 147374 Fountain Creek 245.0
RS = 146874 Fountain Creek 244.0
RS = 146374 Fountain Creek 243.0
Legend
WS 500_year_Existin
WS 100_year_Existin
WS 50_year_Existing
WS 25_year_Existing
WS 10_year_Existing
WS 5_year_Existing
WS 2_year_Existing
Ground
Bank Sta
Elevation (ft)
Station (ft)

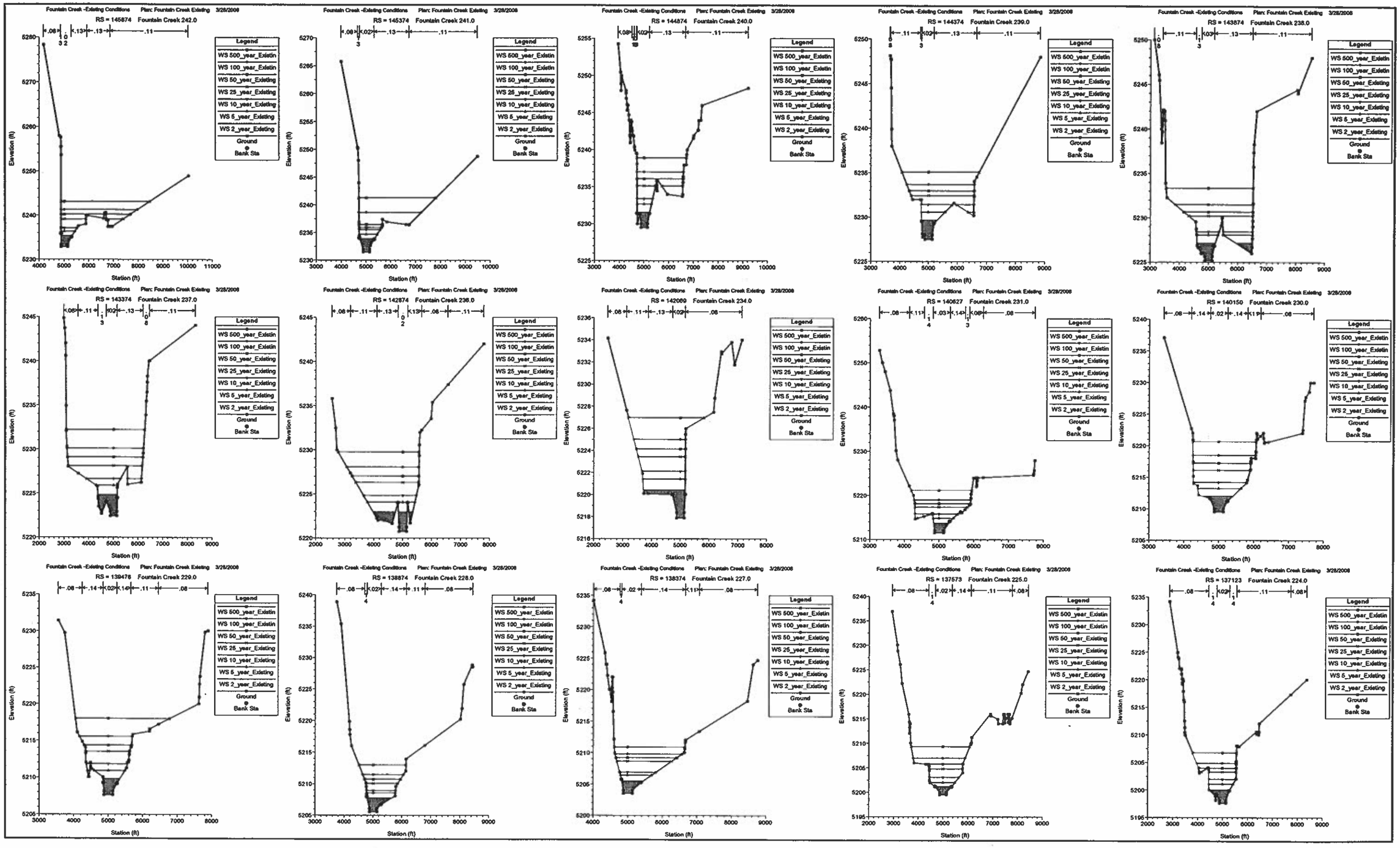
Fountain Creek -Existing Conditions Plan: Fountain Creek Existing 3/28/2008
RS = 145874 Fountain Creek 242.0
RS = 145374 Fountain Creek 241.0
RS = 144874 Fountain Creek 240.0
RS = 144374 Fountain Creek 239.0
RS = 143874 Fountain Creek 238.0
RS = 143374 Fountain Creek 237.0
RS = 142874 Fountain Creek 236.0
RS = 142069 Fountain Creek 234.0
RS = 140627 Fountain Creek 231.0
RS = 140150 Fountain Creek 230.0
RS = 139476 Fountain Creek 229.0
RS = 138874 Fountain Creek 228.0
RS = 138374 Fountain Creek 227.0
RS = 137573 Fountain Creek 225.0
RS = 137123 Fountain Creek 224.0
Legend
WS 500_year_Existin
WS 100_year_Existin
WS 50_year_Existing
WS 25_year_Existing
WS 10_year_Existing
WS 5_year_Existing
WS 2_year_Existing
Ground
Bank Sta
Elevation (ft)
Station (ft)

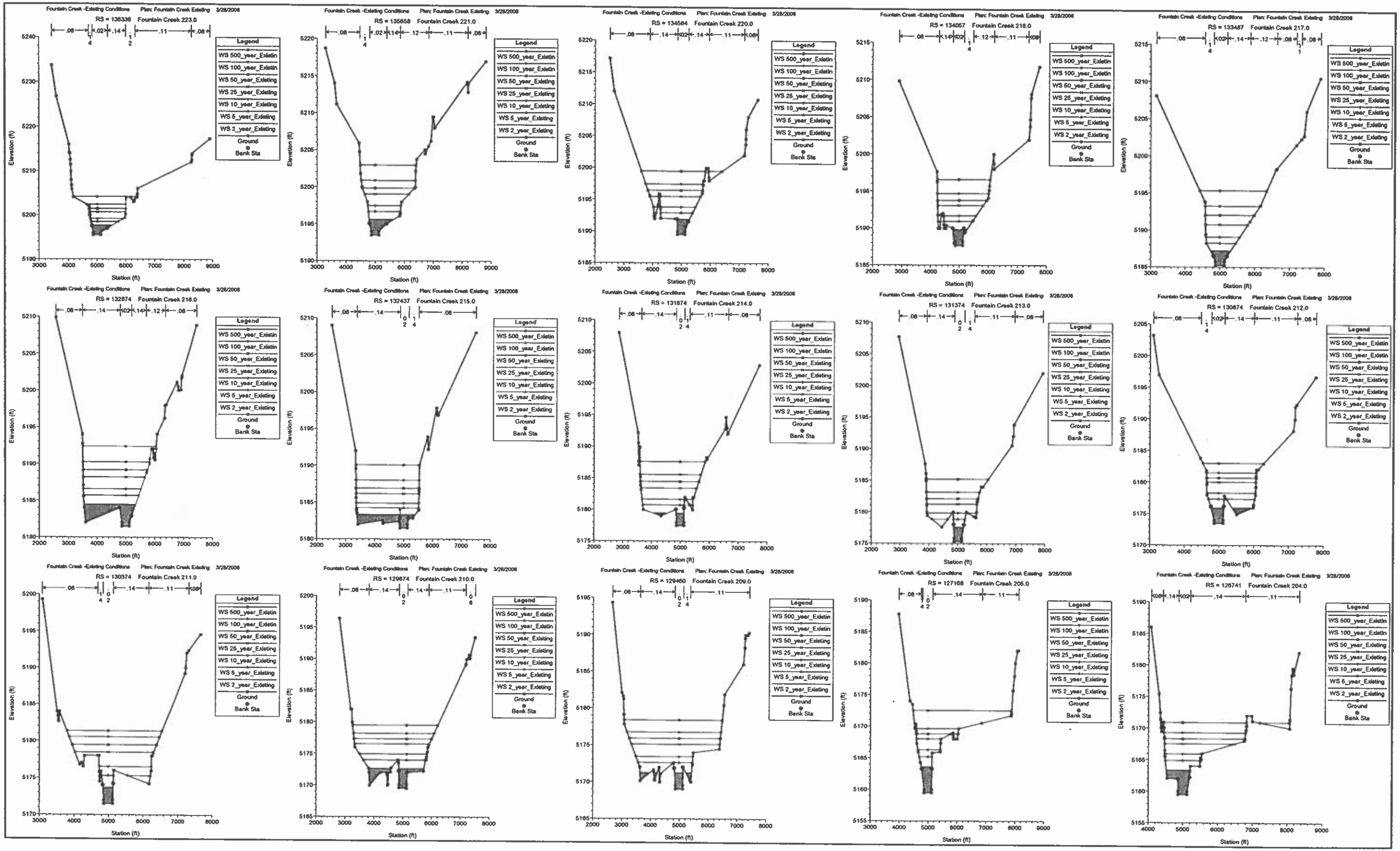
Fountain Creek -Existing Conditions Plan: Fountain Creek Existing 3/28/2006
RS = 136338 Fountain Creek 223.0
RS = 135658 Fountain Creek 221.0
RS = 134584 Fountain Creek 220.0
RS = 134057 Fountain Creek 218.0
RS = 133487 Fountain Creek 217.0
RS = 132874 Fountain Creek 216.0
RS = 132437 Fountain Creek 215.0
RS = 131874 Fountain Creek 214.0
RS = 131374 Fountain Creek 213.0
RS = 130874 Fountain Creek 212.0
RS = 130374 Fountain Creek 211.0
RS = 129874 Fountain Creek 210.0
RS = 129460 Fountain Creek 209.0
RS = 127168 Fountain Creek 205.0
RS = 126741 Fountain Creek 204.0
Legend
WS 500_year_Existin
WS 100_year_Existin
WS 50_year_Existing
WS 25_year_Existing
WS 10_year_Existing
WS 5_year_Existing
WS 2_year_Existing
Ground
Bank Sta
Elevation (ft)
Station (ft)

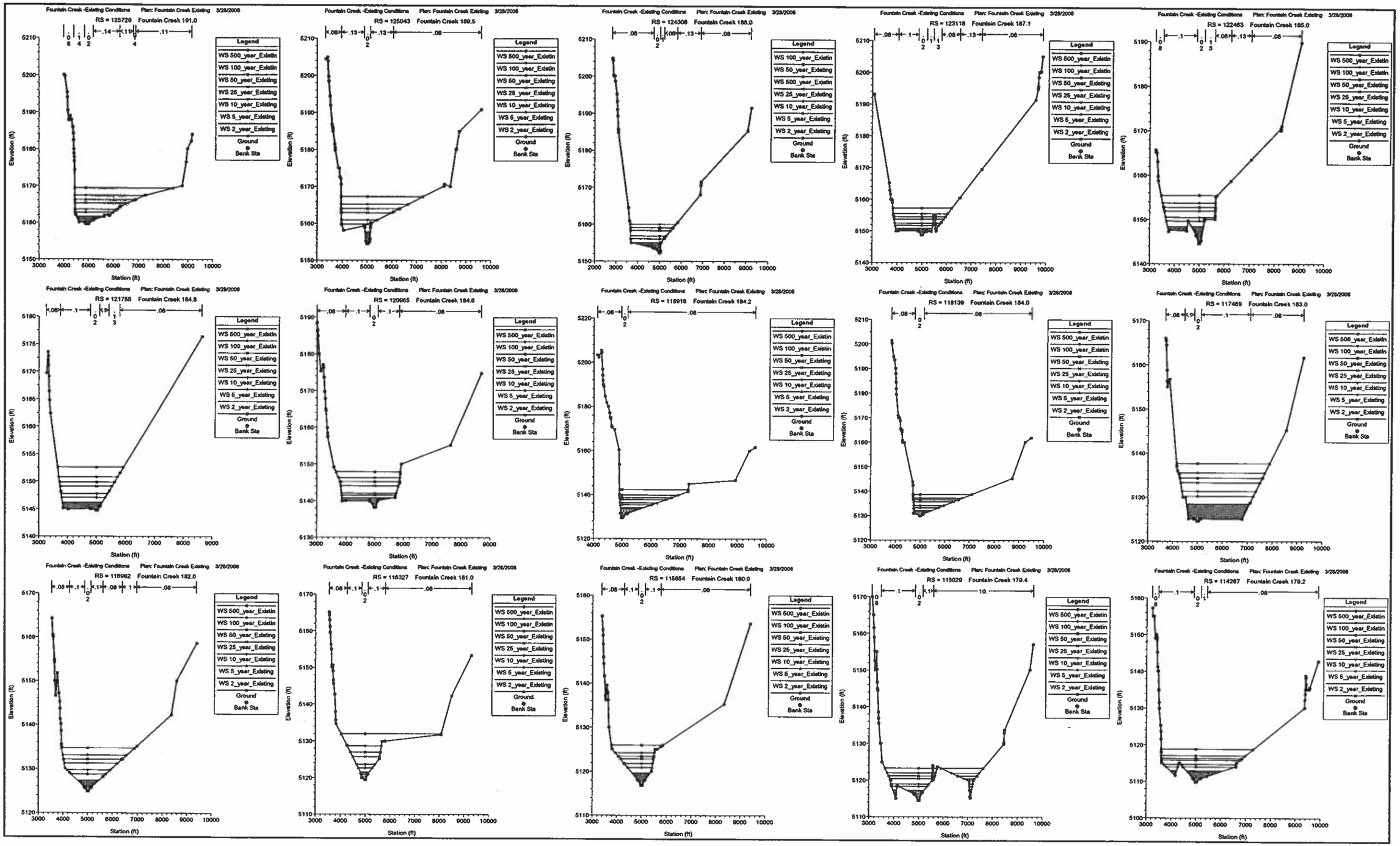
Fountain Creek -Existing Conditions Plan: Fountain Creek Existing 3/28/2006
RS = 125720 Fountain Creek 191.0
RS = 125043 Fountain Creek 189.5
RS = 124308 Fountain Creek 188.0
RS = 123118 Fountain Creek 187.1
RS = 122463 Fountain Creek 185.0
RS = 121755 Fountain Creek 184.8
RS = 120965 Fountain Creek 184.6
RS = 118916 Fountain Creek 184.2
RS = 118139 Fountain Creek 184.0
RS = 117469 Fountain Creek 183.0
RS = 116962 Fountain Creek 182.0
RS = 116327 Fountain Creek 181.0
RS = 115654 Fountain Creek 180.0
RS = 115029 Fountain Creek 179.4
RS = 114267 Fountain Creek 179.2
Legend
WS 500_year_Existin
WS 100_year_Existin
WS 50_year_Existing
WS 25_year_Existing
WS 10_year_Existing
WS 5_year_Existing
WS 2_year_Existing
Ground
Bank Sta
Elevation (ft)
Station (ft)

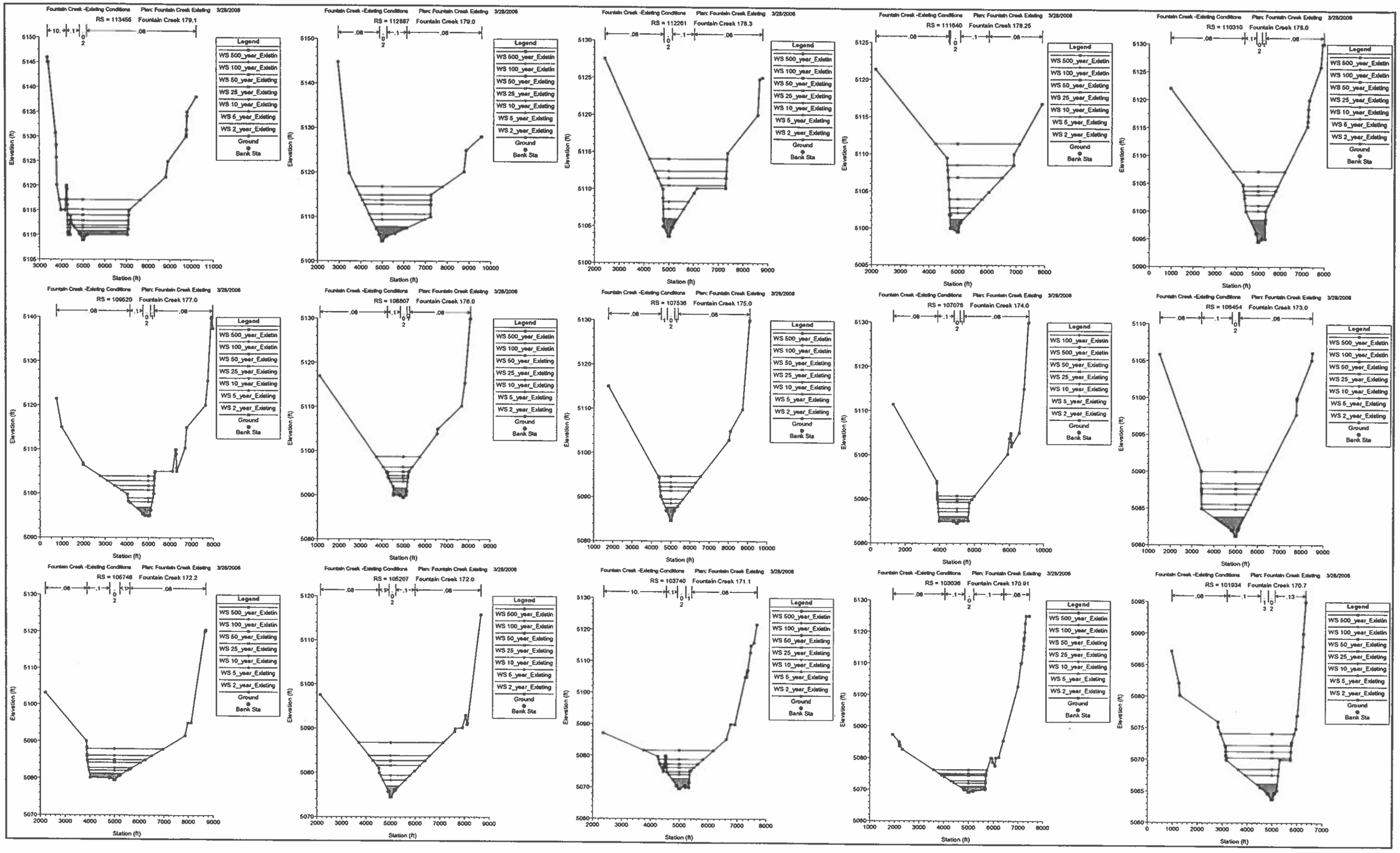
Fountain Creek -Existing Conditions Plan: Fountain Creek Existing 3/28/2008
RS = 113456 Fountain Creek 179.1
RS = 112887 Fountain Creek 179.0
RS = 112261 Fountain Creek 178.3
RS = 111640 Fountain Creek 178.25
RS = 110310 Fountain Creek 178.0
RS = 109520 Fountain Creek 177.0
RS = 108807 Fountain Creek 176.0
RS = 107536 Fountain Creek 175.0
RS = 107076 Fountain Creek 174.0
RS = 106454 Fountain Creek 173.0
RS = 105746 Fountain Creek 172.2
RS = 105207 Fountain Creek 172.0
RS = 103740 Fountain Creek 171.1
RS = 103036 Fountain Creek 170.91
RS = 101934 Fountain Creek 170.7
Legend
WS 500_year_Existin
WS 100_year_Existin
WS 50_year_Existing
WS 25_year_Existing
WS 10_year_Existing
WS 5_year_Existing
WS 2_year_Existing
Ground
Bank Sta
Elevation (ft)
Station (ft)

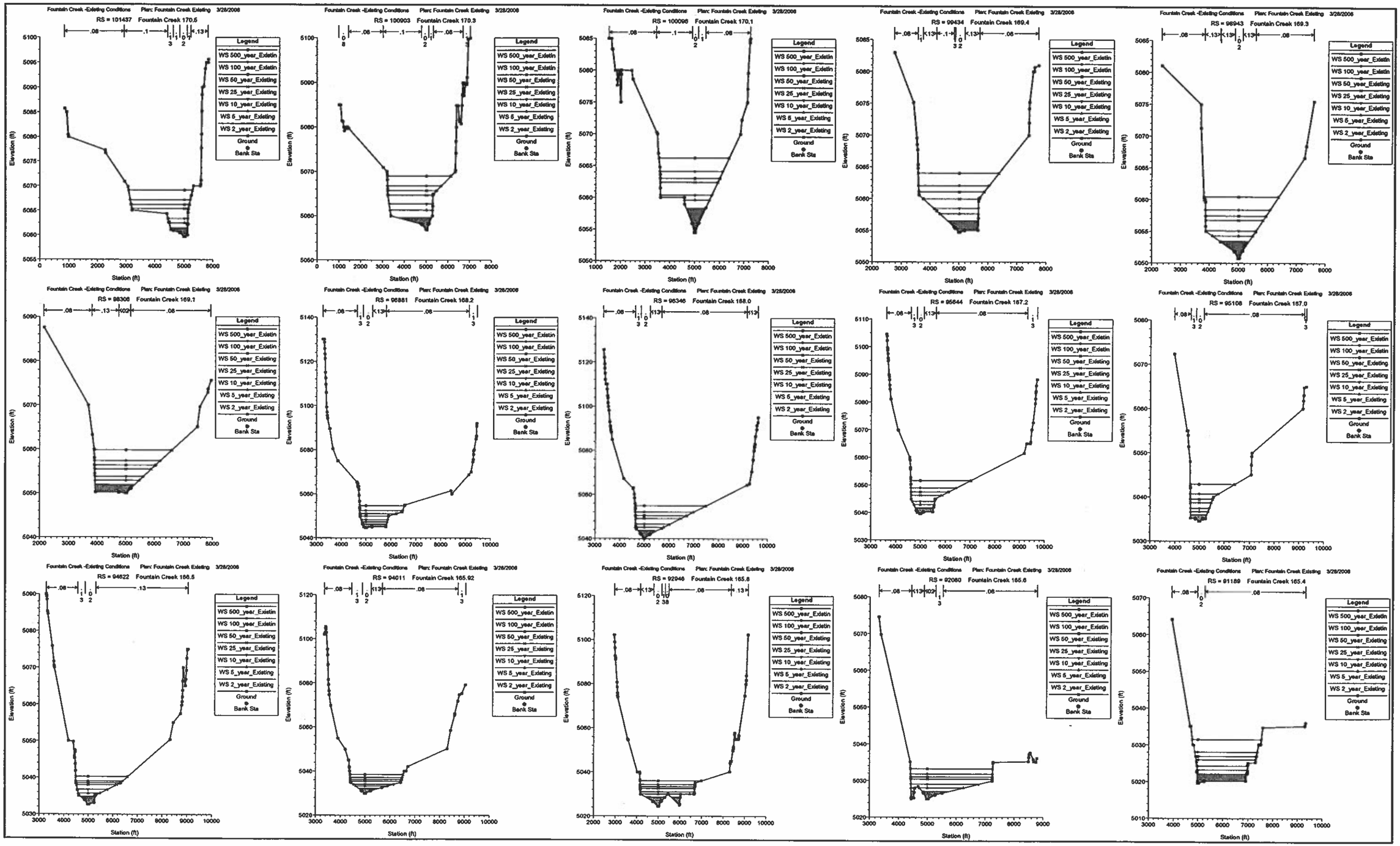
Fountain Creek -Existing Conditions Plan: Fountain Creek Existing 3/28/2006
RS = 101437 Fountain Creek 170.5
RS = 100903 Fountain Creek 170.3
RS = 100096 Fountain Creek 170.1
RS = 99434 Fountain Creek 169.4
RS = 98943 Fountain Creek 169.3
RS = 98306 Fountain Creek 169.1
RS = 96881 Fountain Creek 168.2
RS = 96346 Fountain Creek 168.0
RS = 95644 Fountain Creek 167.2
RS = 95108 Fountain Creek 167.0
RS = 94622 Fountain Creek 166.5
RS = 94011 Fountain Creek 165.92
RS = 92946 Fountain Creek 165.8
RS = 92060 Fountain Creek 165.6
RS = 91189 Fountain Creek 165.4
Legend
WS 500_year_Existin
WS 100_year_Existin
WS 50_year_Existing
WS 25_year_Existing
WS 10_year_Existing
WS 5_year_Existing
WS 2_year_Existing
Ground
Bank Sta
Elevation (ft)
Station (ft)

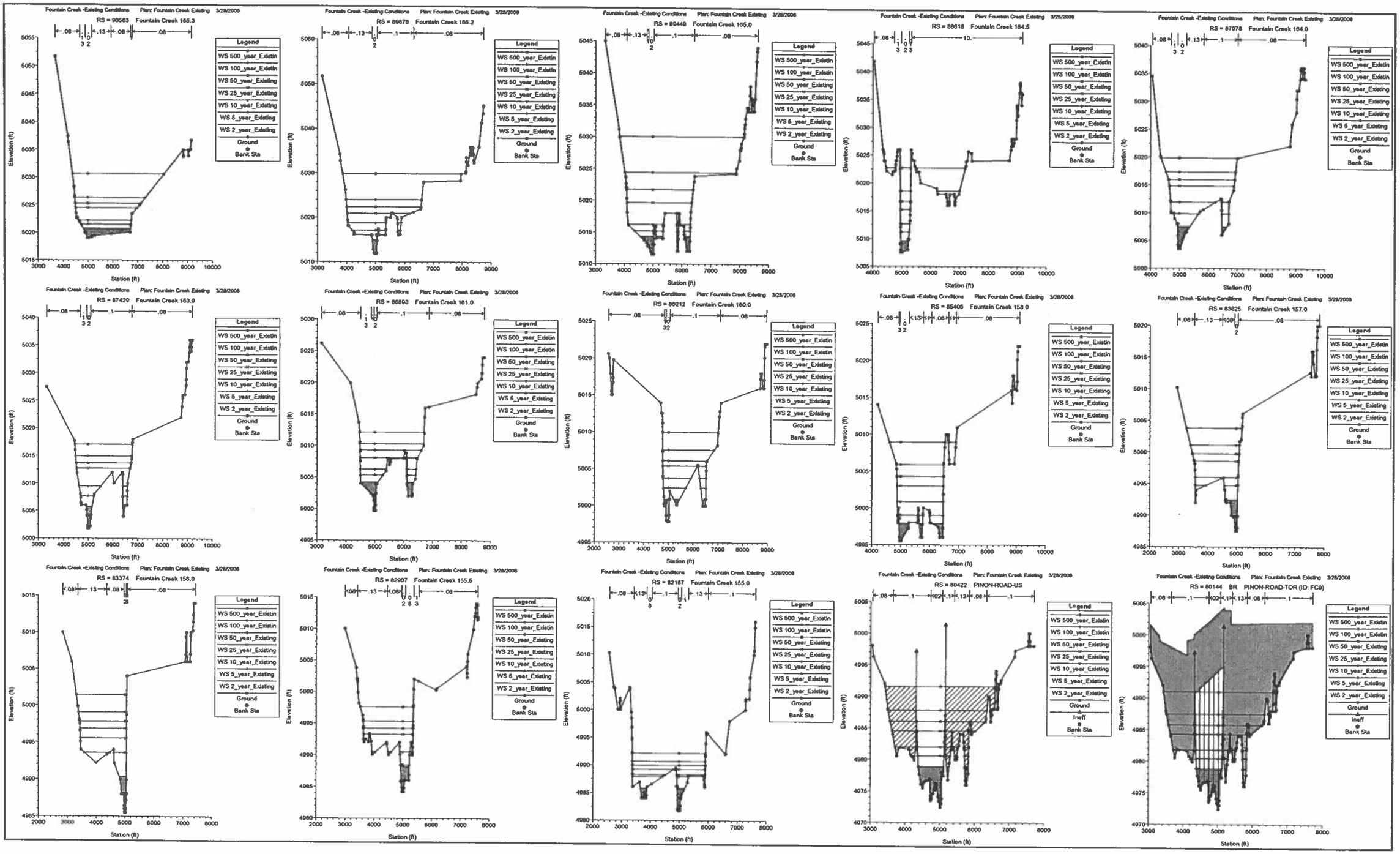
Fountain Creek -Existing Conditions Plan: Fountain Creek Existing 3/28/2006
RS = 90563 Fountain Creek 165.3
RS = 89878 Fountain Creek 165.2
RS = 89449 Fountain Creek 165.0
RS = 88618 Fountain Creek 164.5
RS = 87978 Fountain Creek 164.0
RS = 87429 Fountain Creek 163.0
RS = 86893 Fountain Creek 161.0
RS = 86212 Fountain Creek 160.0
RS = 85406 Fountain Creek 158.0
RS = 83825 Fountain Creek 157.0
RS = 83374 Fountain Creek 156.0
RS = 82907 Fountain Creek 155.5
RS = 82187 Fountain Creek 155.0
RS = 80422 PINON-ROAD-US
RS = 80144 BR PINON-ROAD-TOR (ID: FC9)
Legend
WS 500_year_Existin
WS 100_year_Existin
WS 50_year_Existing
WS 25_year_Existing
WS 10_year_Existing
WS 5_year_Existing
WS 2_year_Existing
Ground
Ineff
Bank Sta
Elevation (ft)
Station (ft)

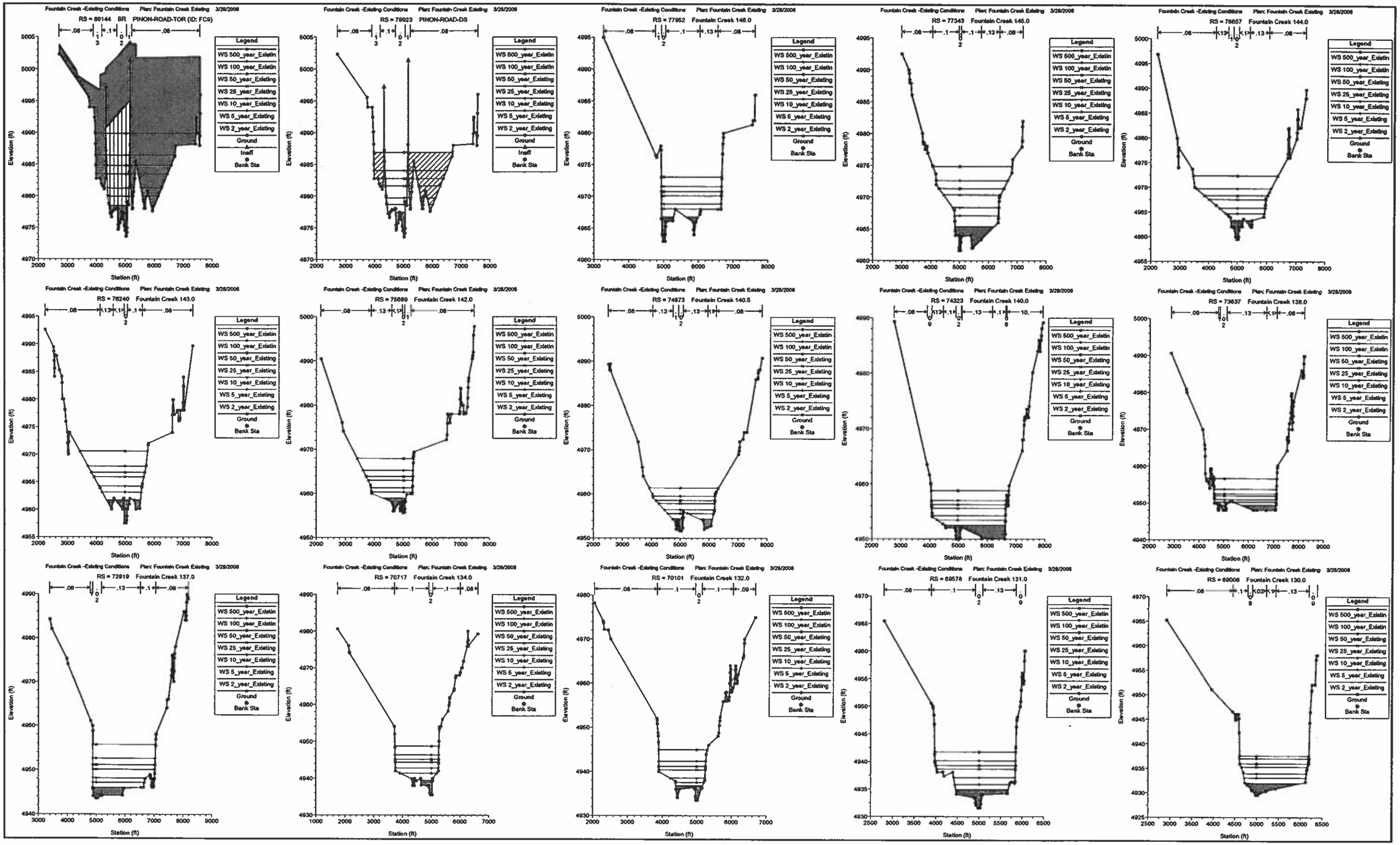
Fountain Creek -Existing Conditions Plan: Fountain Creek Existing 3/28/2006
RS = 80144 BR PINON-ROAD-TOR (ID: FC9)
RS = 79923 PINON-ROAD-DS
RS = 77952 Fountain Creek 146.0
RS = 77343 Fountain Creek 145.0
RS = 76657 Fountain Creek 144.0
RS = 76240 Fountain Creek 143.0
RS = 75689 Fountain Creek 142.0
RS = 74873 Fountain Creek 140.5
RS = 74323 Fountain Creek 140.0
RS = 73637 Fountain Creek 138.0
RS = 72919 Fountain Creek 137.0
RS = 70717 Fountain Creek 134.0
RS = 70101 Fountain Creek 132.0
RS = 69578 Fountain Creek 131.0
RS = 69008 Fountain Creek 130.0
Legend
WS 500_year_Existin
WS 100_year_Existin
WS 50_year_Existing
WS 25_year_Existing
WS 10_year_Existing
WS 5_year_Existing
WS 2_year_Existing
Ground
Ineff
Bank Sta
Elevation (ft)
Station (ft)

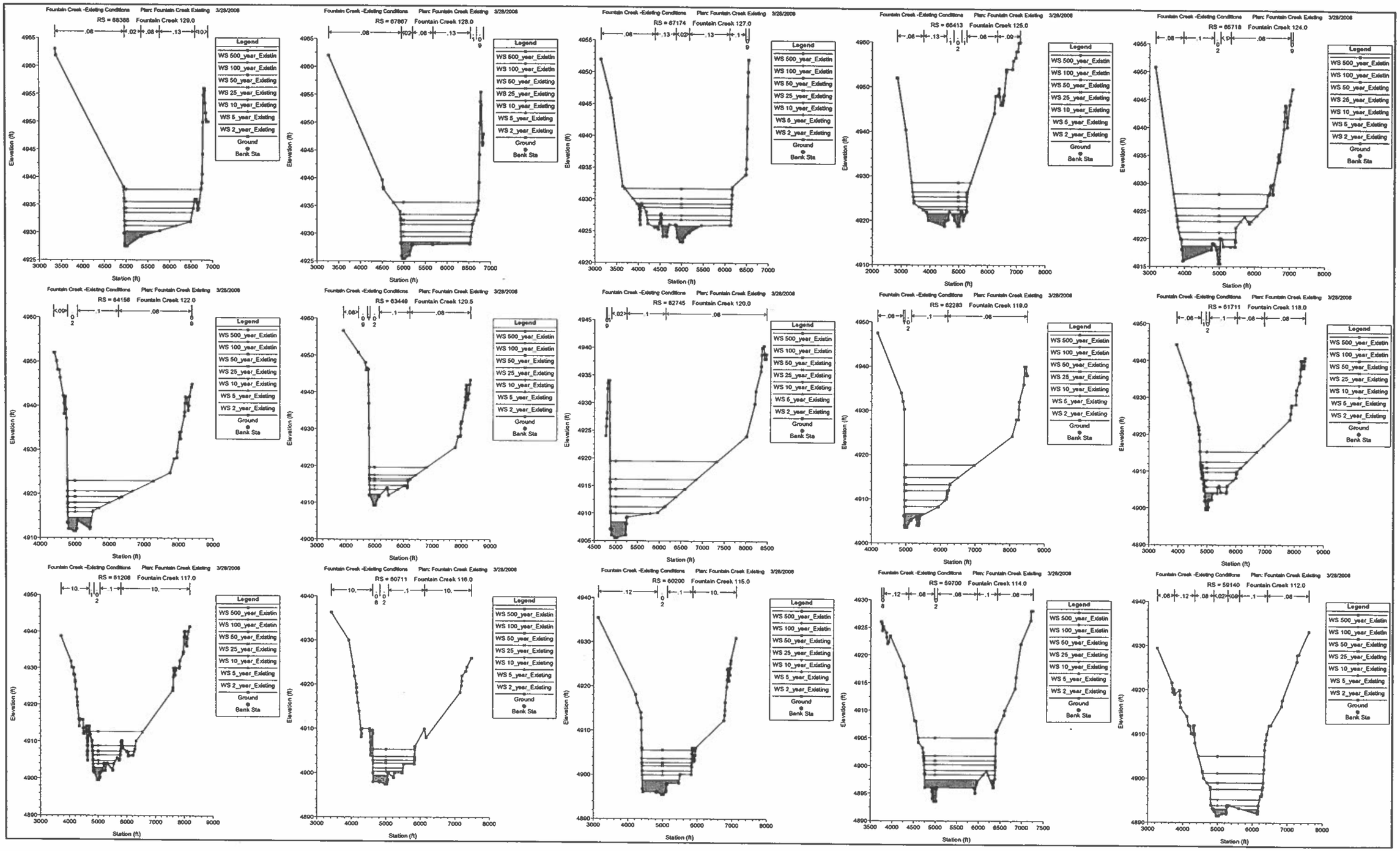
Fountain Creek -Existing Conditions Plan: Fountain Creek Existing 3/28/2008
RS = 68388 Fountain Creek 129.0
RS = 67867 Fountain Creek 128.0
RS = 67174 Fountain Creek 127.0
RS = 66413 Fountain Creek 125.0
RS = 65718 Fountain Creek 124.0
RS = 64156 Fountain Creek 122.0
RS = 63449 Fountain Creek 120.5
RS = 62745 Fountain Creek 120.0
RS = 62283 Fountain Creek 119.0
RS = 61711 Fountain Creek 118.0
RS = 61208 Fountain Creek 117.0
RS = 60711 Fountain Creek 116.0
RS = 60200 Fountain Creek 115.0
RS = 59700 Fountain Creek 114.0
RS = 59140 Fountain Creek 112.0
Legend
WS 500_year_Existin
WS 100_year_Existin
WS 50_year_Existing
WS 25_year_Existing
WS 10_year_Existing
WS 5_year_Existing
WS 2_year_Existing
Ground
Bank Sta
Elevation (ft)
Station (ft)

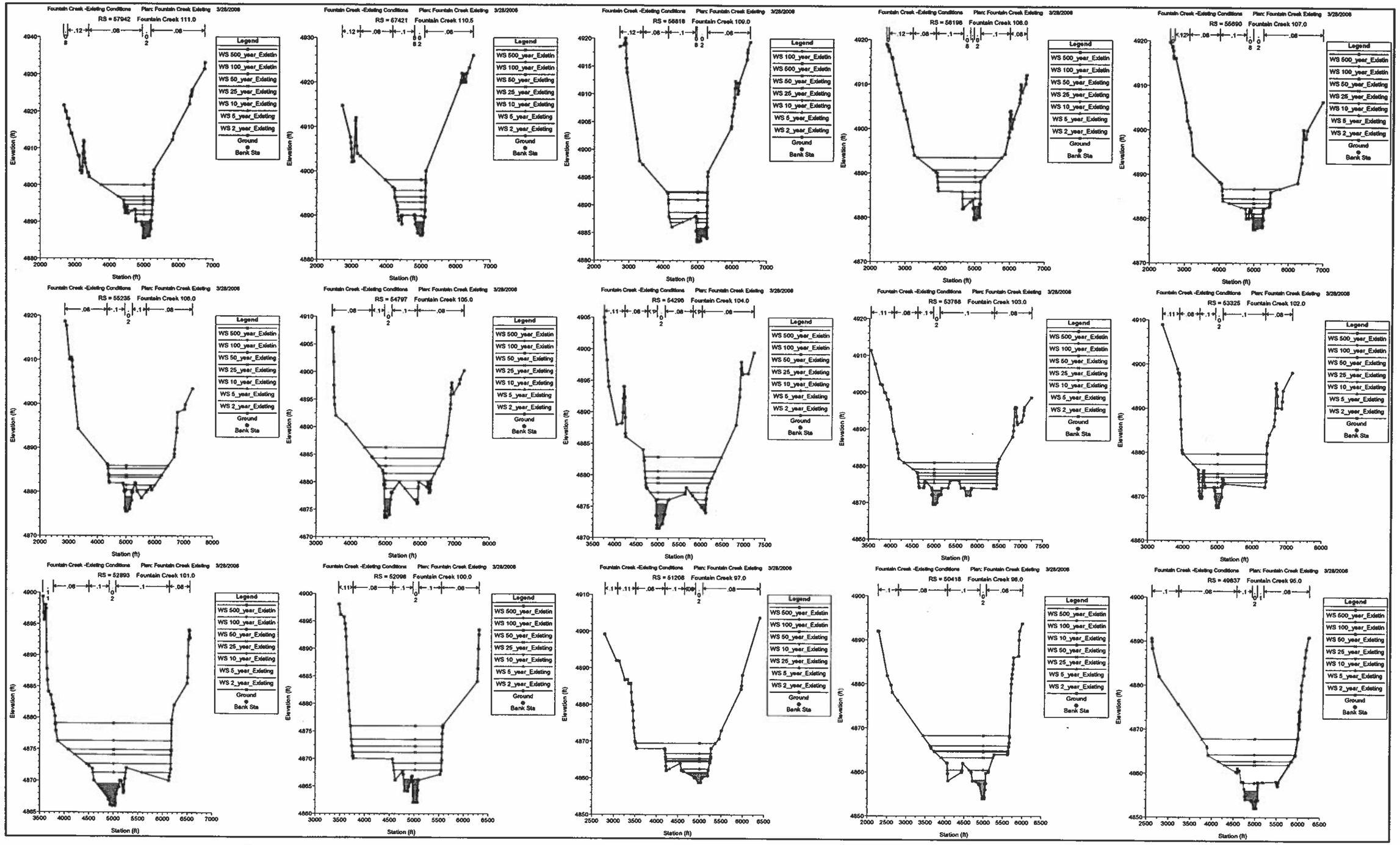
Fountain Creek -Existing Conditions Plan: Fountain Creek Existing 3/28/2006
RS = 57942 Fountain Creek 111.0
RS = 57421 Fountain Creek 110.5
RS = 56818 Fountain Creek 109.0
RS = 56196 Fountain Creek 108.0
RS = 55690 Fountain Creek 107.0
RS = 55235 Fountain Creek 106.0
RS = 54797 Fountain Creek 105.0
RS = 54296 Fountain Creek 104.0
RS = 53768 Fountain Creek 103.0
RS = 53325 Fountain Creek 102.0
RS = 52893 Fountain Creek 101.0
RS = 52098 Fountain Creek 100.0
RS = 51208 Fountain Creek 97.0
RS = 50418 Fountain Creek 96.0
RS = 49637 Fountain Creek 95.0
Legend
WS 500_year_Existin
WS 100_year_Existin
WS 50_year_Existing
WS 25_year_Existing
WS 10_year_Existing
WS 5_year_Existing
WS 2_year_Existing
Ground
Bank Sta
Elevation (ft)
Station (ft)

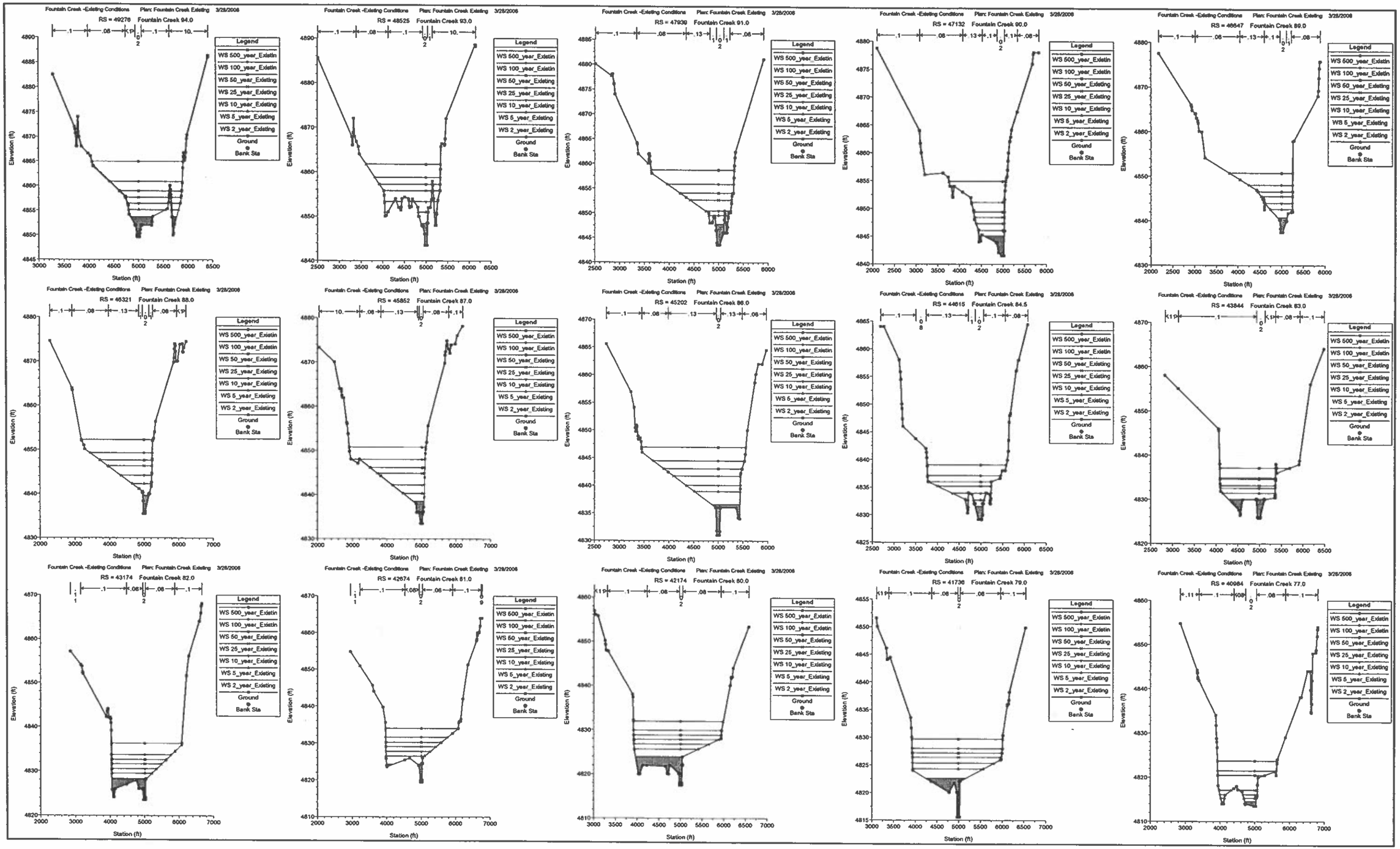
Fountain Creek -Existing Conditions Plan: Fountain Creek Existing 3/28/2008
RS = 49276 Fountain Creek 94.0
RS = 48525 Fountain Creek 93.0
RS = 47939 Fountain Creek 91.0
RS = 47132 Fountain Creek 90.0
RS = 46647 Fountain Creek 89.0
RS = 46321 Fountain Creek 88.0
RS = 45852 Fountain Creek 87.0
RS = 45202 Fountain Creek 86.0
RS = 44615 Fountain Creek 84.5
RS = 43844 Fountain Creek 83.0
RS = 43174 Fountain Creek 82.0
RS = 42674 Fountain Creek 81.0
RS = 42174 Fountain Creek 80.0
RS = 41736 Fountain Creek 79.0
RS = 40984 Fountain Creek 77.0
Legend
WS 500_year_Existin
WS 100_year_Existin
WS 50_year_Existing
WS 25_year_Existing
WS 10_year_Existing
WS 5_year_Existing
WS 2_year_Existing
Ground
Bank Sta
Elevation (ft)
Station (ft)

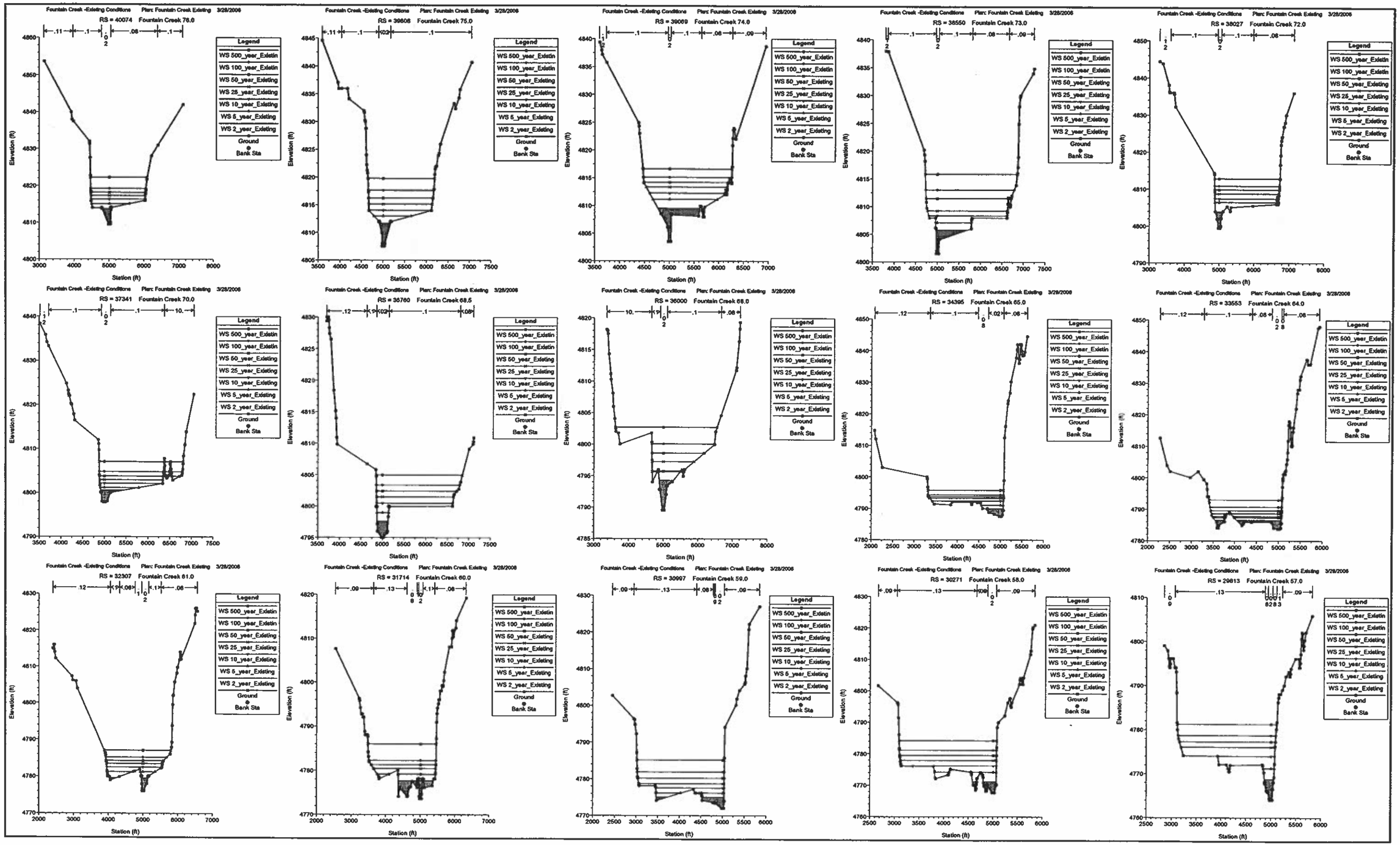
Fountain Creek -Existing Conditions Plan: Fountain Creek Existing 3/28/2006
RS = 40074 Fountain Creek 76.0
RS = 39608 Fountain Creek 75.0
RS = 39069 Fountain Creek 74.0
RS = 38550 Fountain Creek 73.0
RS = 38027 Fountain Creek 72.0
RS = 37341 Fountain Creek 70.0
RS = 36760 Fountain Creek 68.5
RS = 36000 Fountain Creek 66.0
RS = 34395 Fountain Creek 65.0
RS = 33553 Fountain Creek 64.0
RS = 32307 Fountain Creek 61.0
RS = 31714 Fountain Creek 60.0
RS = 30997 Fountain Creek 59.0
RS = 30271 Fountain Creek 58.0
RS = 29813 Fountain Creek 57.0
Legend
WS 500_year_Existin
WS 100_year_Existin
WS 50_year_Existing
WS 25_year_Existing
WS 10_year_Existing
WS 5_year_Existing
WS 2_year_Existing
Ground
Bank Sta
Elevation (ft)
Station (ft)

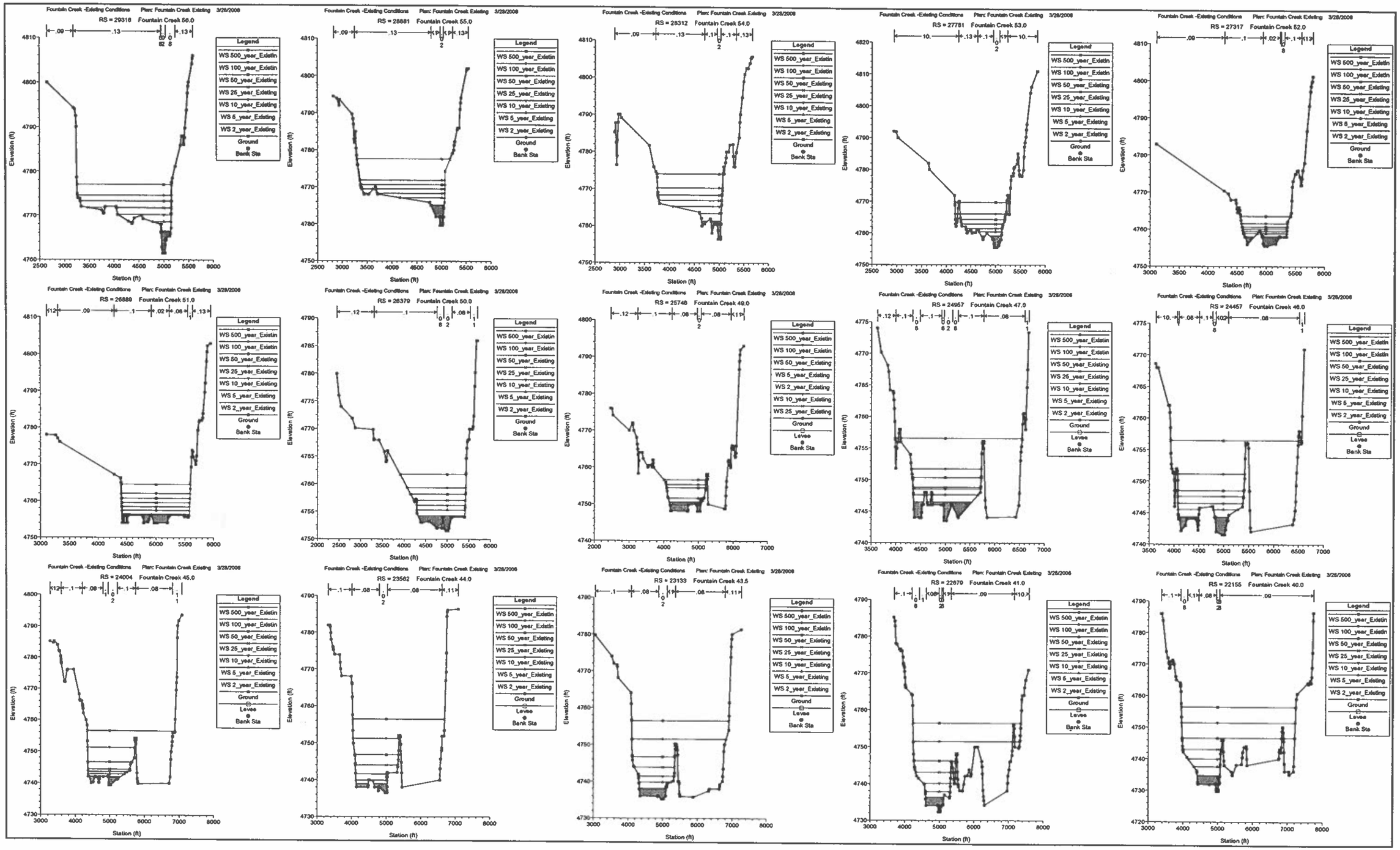
Fountain Creek -Existing Conditions Plan: Fountain Creek Existing 3/28/2008
RS = 29316 Fountain Creek 56.0
RS = 28881 Fountain Creek 55.0
RS = 28312 Fountain Creek 54.0
RS = 27781 Fountain Creek 53.0
RS = 27317 Fountain Creek 52.0
RS = 26880 Fountain Creek 51.0
RS = 26379 Fountain Creek 50.0
RS = 25746 Fountain Creek 49.0
RS = 24957 Fountain Creek 47.0
RS = 24457 Fountain Creek 46.0
RS = 24004 Fountain Creek 45.0
RS = 23562 Fountain Creek 44.0
RS = 23133 Fountain Creek 43.5
RS = 22670 Fountain Creek 41.0
RS = 22155 Fountain Creek 40.0
Legend
WS 500_year_Existin
WS 100_year_Existin
WS 50_year_Existing
WS 25_year_Existing
WS 10_year_Existing
WS 5_year_Existing
WS 2_year_Existing
Ground
Levee
Bank Sta
Elevation (ft)
Station (ft)

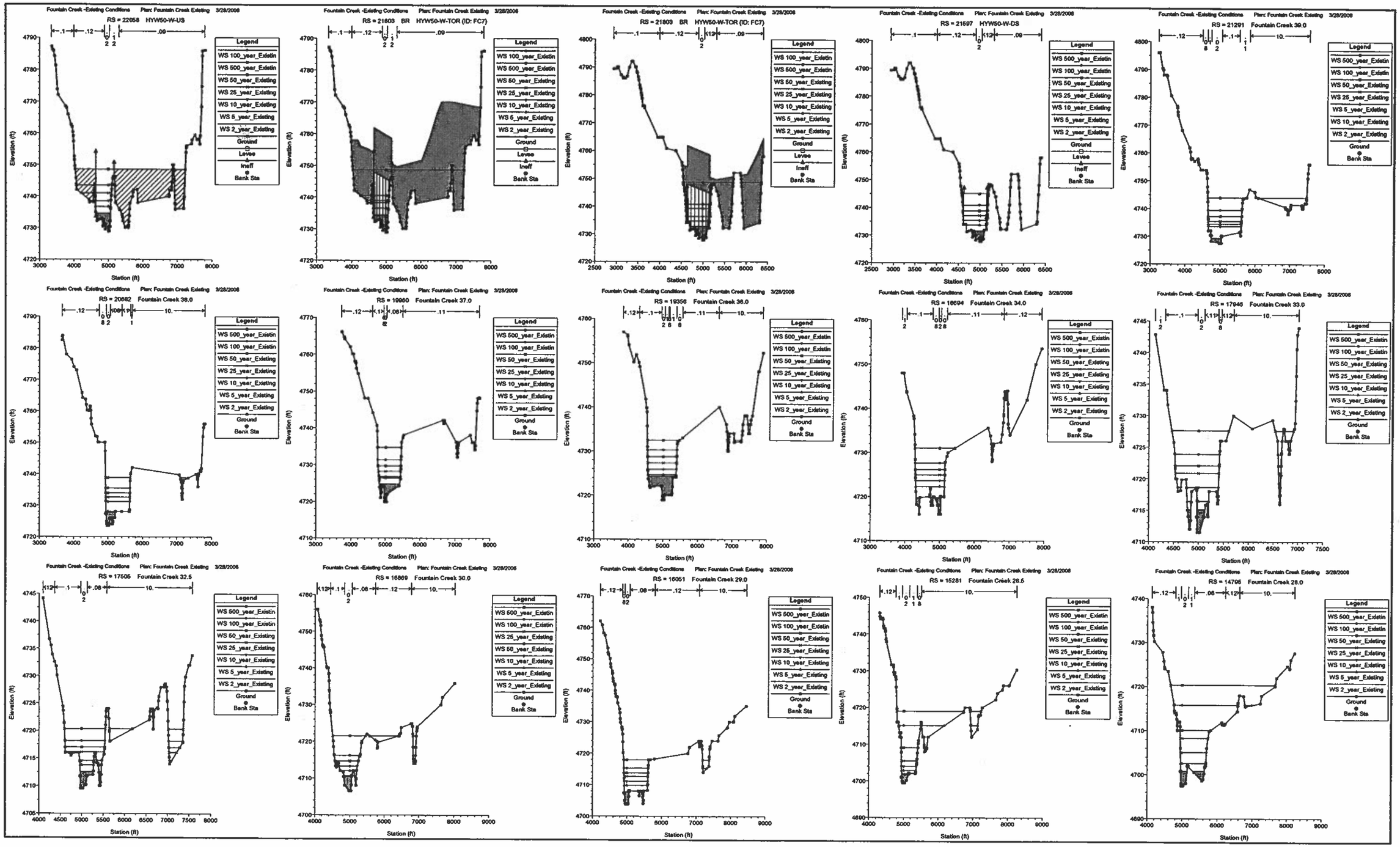
Fountain Creek -Existing Conditions Plan: Fountain Creek Existing 3/28/2006
RS = 22058 HYW50-W-US
RS = 21803 BR HYW50-W-TOR (ID: FC7)
RS = 21803 BR HYW50-W-TOR (ID: FC7)
RS = 21597 HYW50-W-DS
RS = 21291 Fountain Creek 39.0
RS = 20682 Fountain Creek 38.0
RS = 19960 Fountain Creek 37.0
RS = 19356 Fountain Creek 36.0
RS = 18694 Fountain Creek 34.0
RS = 17946 Fountain Creek 33.0
RS = 17505 Fountain Creek 32.5
RS = 16869 Fountain Creek 30.0
RS = 16051 Fountain Creek 29.0
RS = 15281 Fountain Creek 28.5
RS = 14795 Fountain Creek 28.0
Legend
WS 500_year_Existin
WS 100_year_Existin
WS 50_year_Existing
WS 25_year_Existing
WS 10_year_Existing
WS 5_year_Existing
WS 2_year_Existing
Ground
Levee
Ineff
Bank Sta
Elevation (ft)
Station (ft)

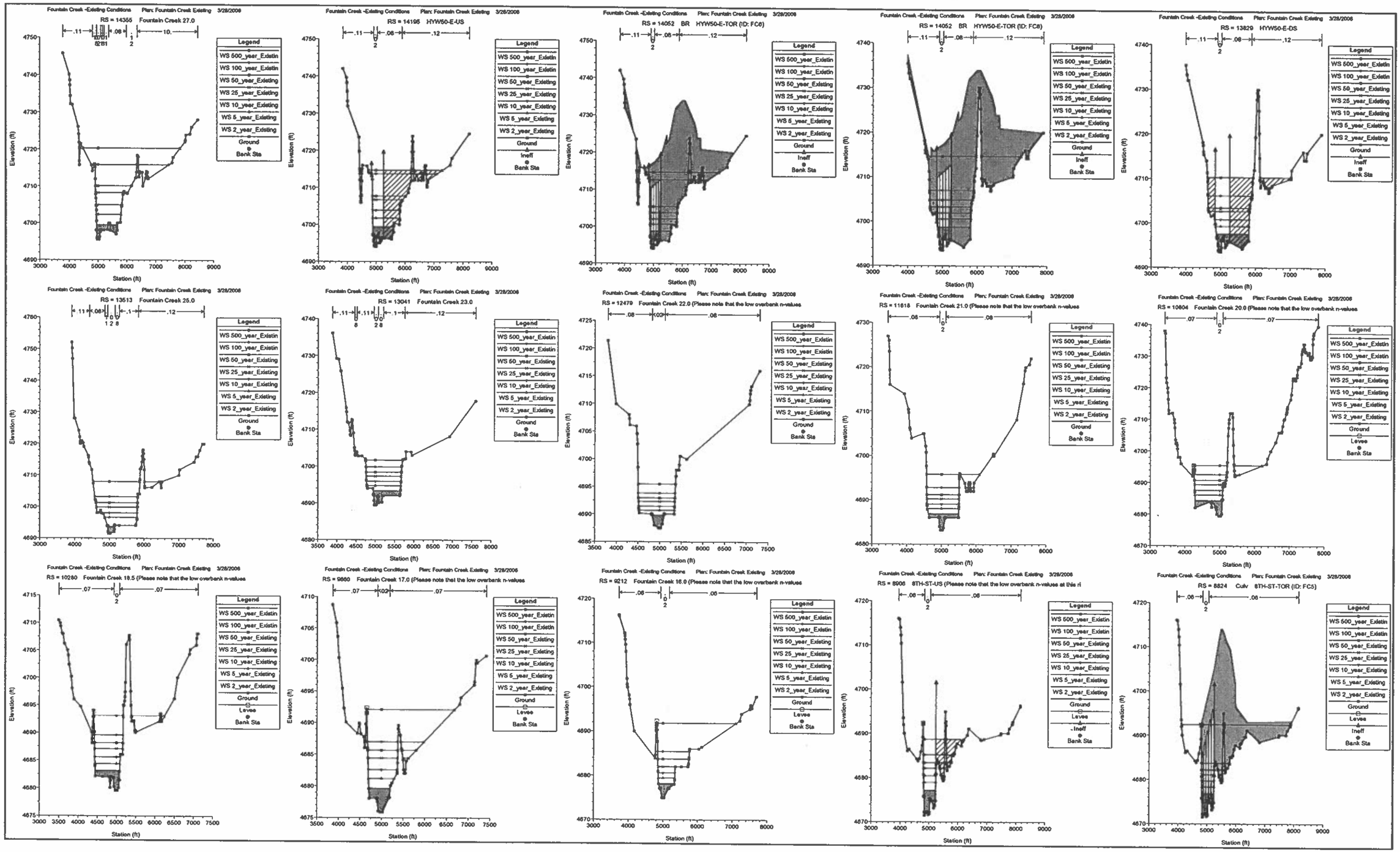
Fountain Creek -Existing Conditions Plan: Fountain Creek Existing 3/28/2006
RS = 14355 Fountain Creek 27.0
RS = 14195 HYW50-E-US
RS = 14052 BR HYW50-E-TOR (ID: FC6)
RS = 14052 BR HYW50-E-TOR (ID: FC6)
RS = 13829 HYW50-E-DS
RS = 13513 Fountain Creek 25.0
RS = 13041 Fountain Creek 23.0
RS = 12479 Fountain Creek 22.0 (Please note that the low overbank n-values
RS = 11618 Fountain Creek 21.0 (Please note that the low overbank n-values
RS = 10804 Fountain Creek 20.0 (Please note that the low overbank n-values
RS = 10280 Fountain Creek 18.5 (Please note that the low overbank n-values
RS = 9660 Fountain Creek 17.0 (Please note that the low overbank n-values
RS = 9212 Fountain Creek 16.0 (Please note that the low overbank n-values
RS = 8906 8TH-ST-US (Please note that the low overbank n-values at the ri
RS = 8824 Culv 8TH-ST-TOR (ID: FC5)
Legend
WS 500_year_Existin
WS 100_year_Existin
WS 50_year_Existing
WS 25_year_Existing
WS 10_year_Existing
WS 5_year_Existing
WS 2_year_Existing
Ground
Ineff
Levee
Bank Sta
Elevation (ft)
Station (ft)

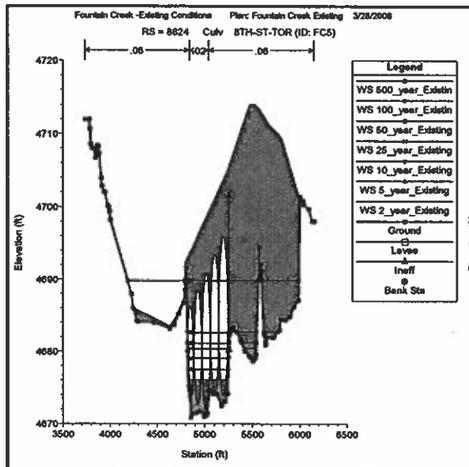
Fountain Creek -Existing Conditions Plan: Fountain Creek Existing 3/28/2008
RS = 8624 Culv 8TH-ST-TOR (ID: FC5)
.06 .02 .06
Elevation (ft)
Station (ft)
Legend
WS 500_year_Existin
WS 100_year_Existin
WS 50_year_Existing
WS 25_year_Existing
WS 10_year_Existing
WS 5_year_Existing
WS 2_year_Existing
Ground
Levee
Ineff
Bank Sta

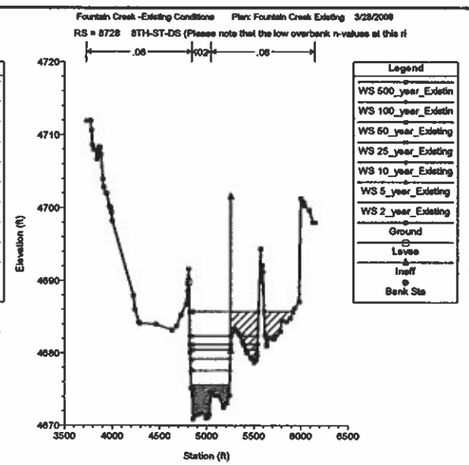
Fountain Creek -Existing Conditions Plan: Fountain Creek Existing 3/28/2008
RS = 8728 8TH-ST-DS (Please note that the low overbank n-values at this ri
.06 .02 .06
Elevation (ft)
Station (ft)
Legend
WS 500_year_Existin
WS 100_year_Existin
WS 50_year_Existing
WS 25_year_Existing
WS 10_year_Existing
WS 5_year_Existing
WS 2_year_Existing
Ground
Levee
Ineff
Bank Sta

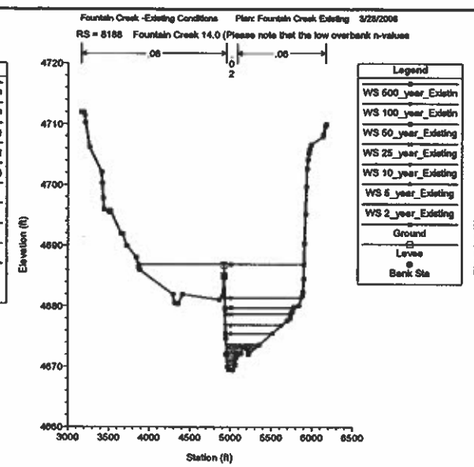
Fountain Creek -Existing Conditions Plan: Fountain Creek Existing 3/28/2008
RS = 8188 Fountain Creek 14.0 (Please note that the low overbank n-values
.06 0 2 .06
Elevation (ft)
Station (ft)
Legend
WS 500_year_Existin
WS 100_year_Existin
WS 50_year_Existing
WS 25_year_Existing
WS 10_year_Existing
WS 5_year_Existing
WS 2_year_Existing
Ground
Levee
Bank Sta

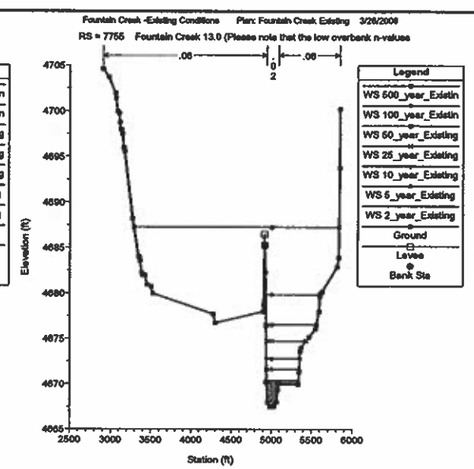
Fountain Creek -Existing Conditions Plan: Fountain Creek Existing 3/28/2008
RS = 7755 Fountain Creek 13.0 (Please note that the low overbank n-values
.06 0 2 .06
Elevation (ft)
Station (ft)
Legend
WS 500_year_Existin
WS 100_year_Existin
WS 50_year_Existing
WS 25_year_Existing
WS 10_year_Existing
WS 5_year_Existing
WS 2_year_Existing
Ground
Levee
Bank Sta

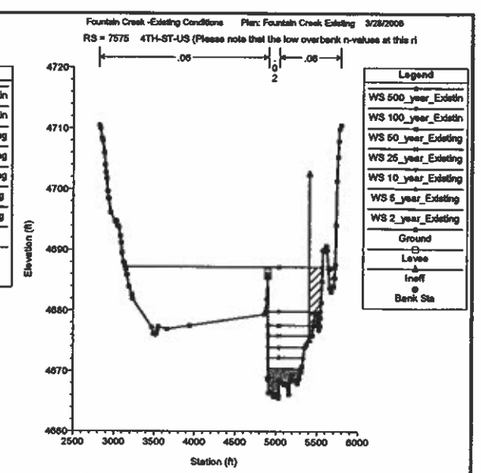
Fountain Creek -Existing Conditions Plan: Fountain Creek Existing 3/28/2008
RS = 7575 4TH-ST-US (Please note that the low overbank n-values at this ri
.06 0 2 .06
Elevation (ft)
Station (ft)
Legend
WS 500_year_Existin
WS 100_year_Existin
WS 50_year_Existing
WS 25_year_Existing
WS 10_year_Existing
WS 5_year_Existing
WS 2_year_Existing
Ground
Levee
Ineff
Bank Sta

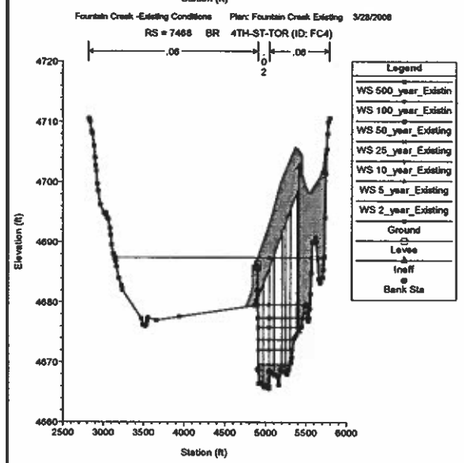
Fountain Creek -Existing Conditions Plan: Fountain Creek Existing 3/28/2008
RS = 7468 BR 4TH-ST-TOR (ID: FC4)
.06 0 2 .06
Elevation (ft)
Station (ft)
Legend
WS 500_year_Existin
WS 100_year_Existin
WS 50_year_Existing
WS 25_year_Existing
WS 10_year_Existing
WS 5_year_Existing
WS 2_year_Existing
Ground
Levee
Ineff
Bank Sta

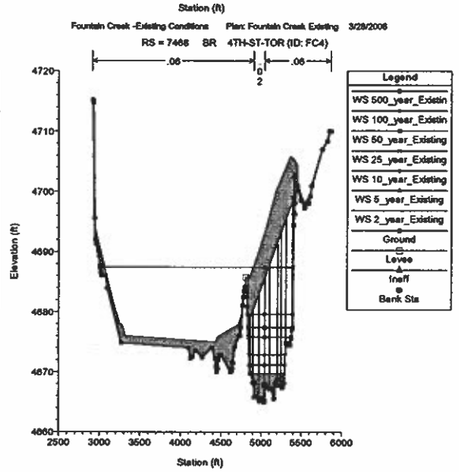
Fountain Creek -Existing Conditions Plan: Fountain Creek Existing 3/28/2008
RS = 7468 BR 4TH-ST-TOR (ID: FC4)
.06 0 2 .06
Elevation (ft)
Station (ft)
Legend
WS 500_year_Existin
WS 100_year_Existin
WS 50_year_Existing
WS 25_year_Existing
WS 10_year_Existing
WS 5_year_Existing
WS 2_year_Existing
Ground
Levee
Ineff
Bank Sta

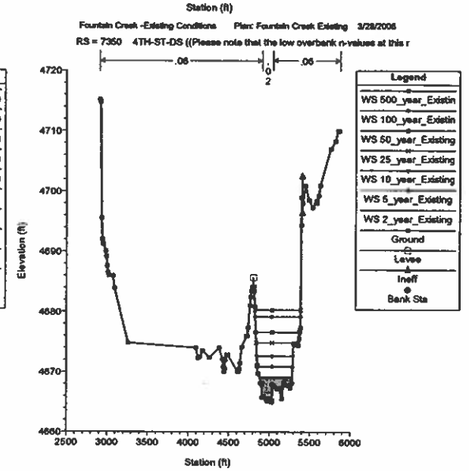
Fountain Creek -Existing Conditions Plan: Fountain Creek Existing 3/28/2008
RS = 7350 4TH-ST-DS ((Please note that the low overbank n-values at this r
.06 0 2 .06
Elevation (ft)
Station (ft)
Legend
WS 500_year_Existin
WS 100_year_Existin
WS 50_year_Existing
WS 25_year_Existing
WS 10_year_Existing
WS 5_year_Existing
WS 2_year_Existing
Ground
Levee
Ineff
Bank Sta

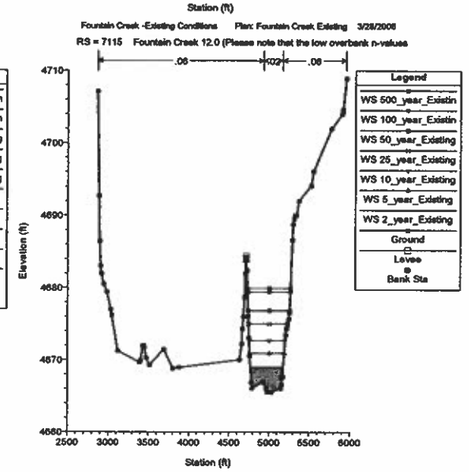
Fountain Creek -Existing Conditions Plan: Fountain Creek Existing 3/28/2008
RS = 7115 Fountain Creek 12.0 (Please note that the low overbank n-values
.06 .02 .06
Elevation (ft)
Station (ft)
Legend
WS 500_year_Existin
WS 100_year_Existin
WS 50_year_Existing
WS 25_year_Existing
WS 10_year_Existing
WS 5_year_Existing
WS 2_year_Existing
Ground
Levee
Bank Sta

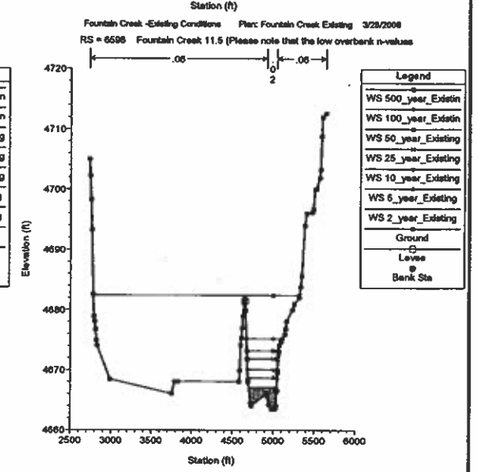
Fountain Creek -Existing Conditions Plan: Fountain Creek Existing 3/28/2008
RS = 6596 Fountain Creek 11.5 (Please note that the low overbank n-values
.06 0 2 .06
Elevation (ft)
Station (ft)
Legend
WS 500_year_Existin
WS 100_year_Existin
WS 50_year_Existing
WS 25_year_Existing
WS 10_year_Existing
WS 5_year_Existing
WS 2_year_Existing
Ground
Levee
Bank Sta

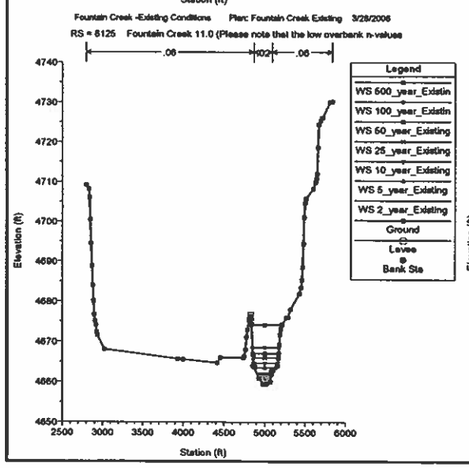
Fountain Creek -Existing Conditions Plan: Fountain Creek Existing 3/28/2008
RS = 6125 Fountain Creek 11.0 (Please note that the low overbank n-values
.06 .02 .06
Elevation (ft)
Station (ft)
Legend
WS 500_year_Existin
WS 100_year_Existin
WS 50_year_Existing
WS 25_year_Existing
WS 10_year_Existing
WS 5_year_Existing
WS 2_year_Existing
Ground
Levee
Bank Sta

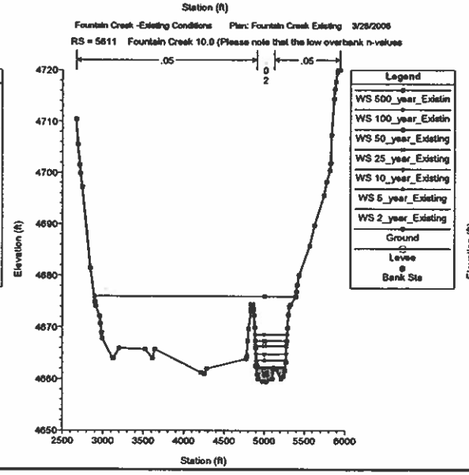
Fountain Creek -Existing Conditions Plan: Fountain Creek Existing 3/28/2008
RS = 5611 Fountain Creek 10.0 (Please note that the low overbank n-values
.05 0 2 .05
Elevation (ft)
Station (ft)
Legend
WS 500_year_Existin
WS 100_year_Existin
WS 50_year_Existing
WS 25_year_Existing
WS 10_year_Existing
WS 5_year_Existing
WS 2_year_Existing
Ground
Levee
Bank Sta

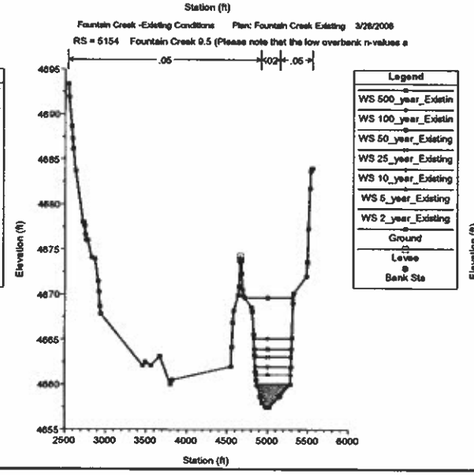
Fountain Creek -Existing Conditions Plan: Fountain Creek Existing 3/28/2008
RS = 5154 Fountain Creek 9.5 (Please note that the low overbank n-values a
.05 .02 .05
Elevation (ft)
Station (ft)
Legend
WS 500_year_Existin
WS 100_year_Existin
WS 50_year_Existing
WS 25_year_Existing
WS 10_year_Existing
WS 5_year_Existing
WS 2_year_Existing
Ground
Levee
Bank Sta

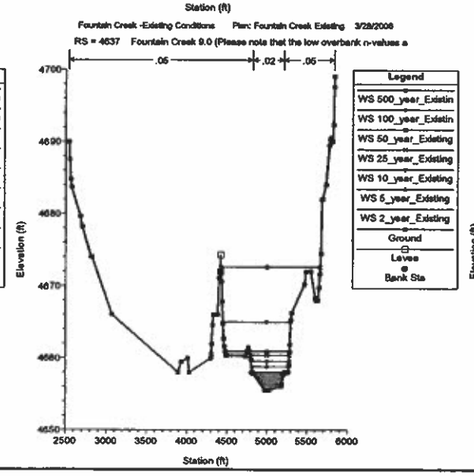
Fountain Creek -Existing Conditions Plan: Fountain Creek Existing 3/28/2008
RS = 4637 Fountain Creek 9.0 (Please note that the low overbank n-values a
.05 .02 .05
Elevation (ft)
Station (ft)
Legend
WS 500_year_Existin
WS 100_year_Existin
WS 50_year_Existing
WS 25_year_Existing
WS 10_year_Existing
WS 5_year_Existing
WS 2_year_Existing
Ground
Levee
Bank Sta

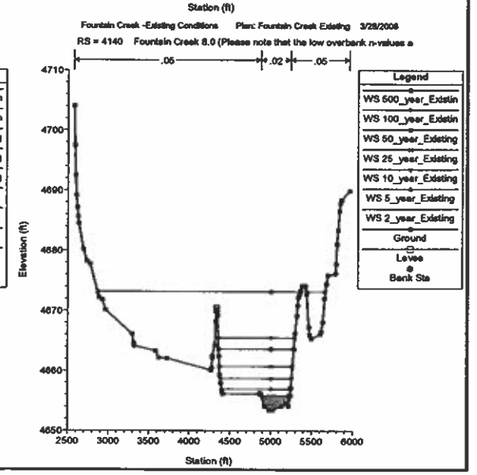
Fountain Creek -Existing Conditions Plan: Fountain Creek Existing 3/28/2008
RS = 4140 Fountain Creek 8.0 (Please note that the low overbank n-values a
.05 .02 .05
Elevation (ft)
Station (ft)
Legend
WS 500_year_Existin
WS 100_year_Existin
WS 50_year_Existing
WS 25_year_Existing
WS 10_year_Existing
WS 5_year_Existing
WS 2_year_Existing
Ground
Levee
Bank Sta

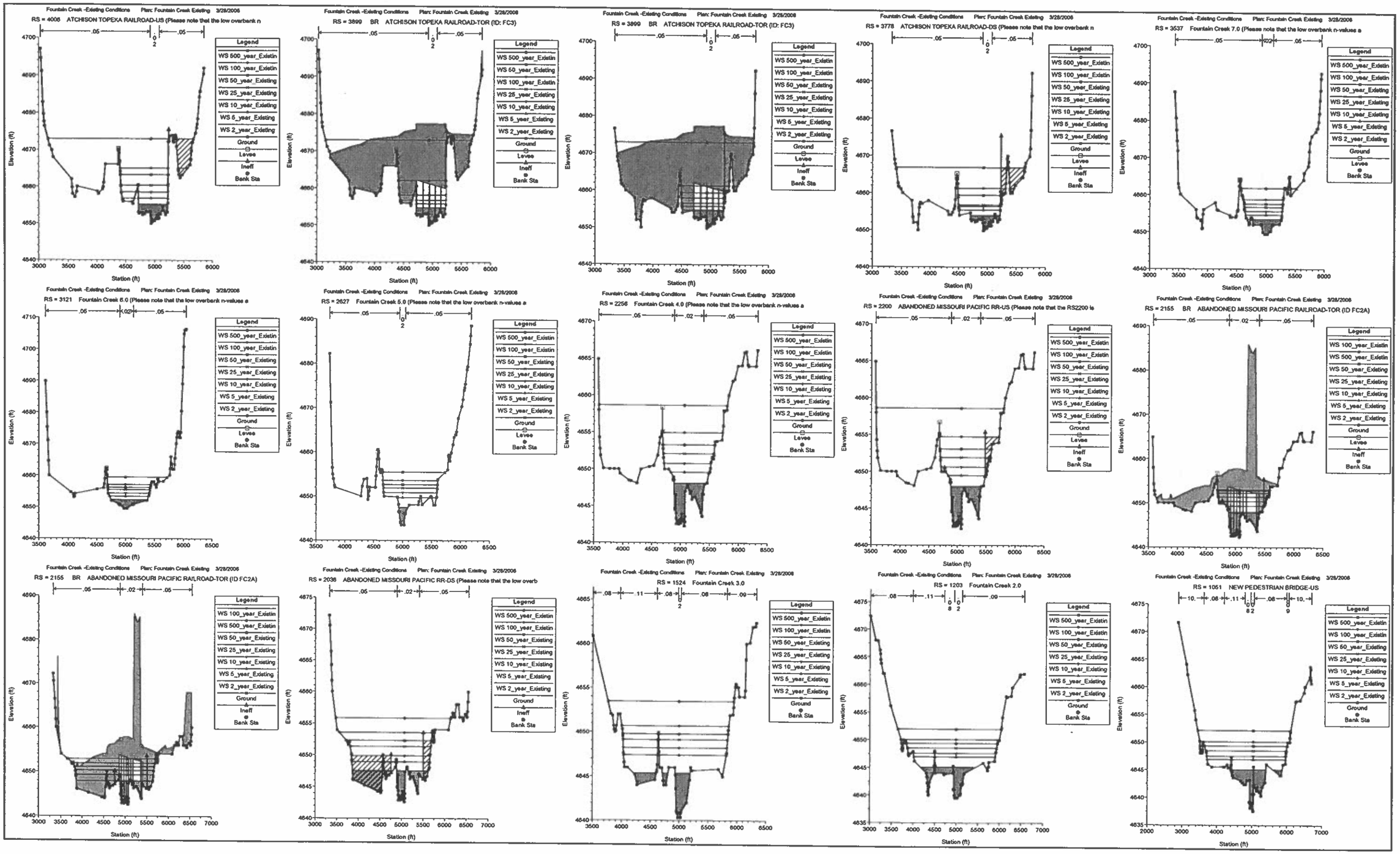
Fountain Creek -Existing Conditions Plan: Fountain Creek Existing 3/28/2006
RS = 4006 ATCHISON TOPEKA RAILROAD-US (Please note that the low overbank n
RS = 3899 BR ATCHISON TOPEKA RAILROAD-TOR (ID: FC3)
RS = 3899 BR ATCHISON TOPEKA RAILROAD-TOR (ID: FC3)
RS = 3778 ATCHISON TOPEKA RAILROAD-DS (Please note that the low overbank n
RS = 3537 Fountain Creek 7.0 (Please note that the low overbank n-values a
RS = 3121 Fountain Creek 6.0 (Please note that the low overbank n-values a
RS = 2627 Fountain Creek 5.0 (Please note that the low overbank n-values a
RS = 2256 Fountain Creek 4.0 (Please note that the low overbank n-values a
RS = 2200 ABANDONED MISSOURI PACIFIC RR-US (Please note that the RS2200 is
RS = 2155 BR ABANDONED MISSOURI PACIFIC RAILROAD-TOR (ID FC2A)
RS = 2155 BR ABANDONED MISSOURI PACIFIC RAILROAD-TOR (ID FC2A)
RS = 2036 ABANDONED MISSOURI PACIFIC RR-DS (Please note that the low overb
RS = 1524 Fountain Creek 3.0
RS = 1203 Fountain Creek 2.0
RS = 1051 NEW PEDESTRIAN BRIDGE-US
Legend
WS 500_year_Existin
WS 100_year_Existin
WS 50_year_Existing
WS 25_year_Existing
WS 10_year_Existing
WS 5_year_Existing
WS 2_year_Existing
Ground
Levee
Ineff
Bank Sta
Elevation (ft)
Station (ft)

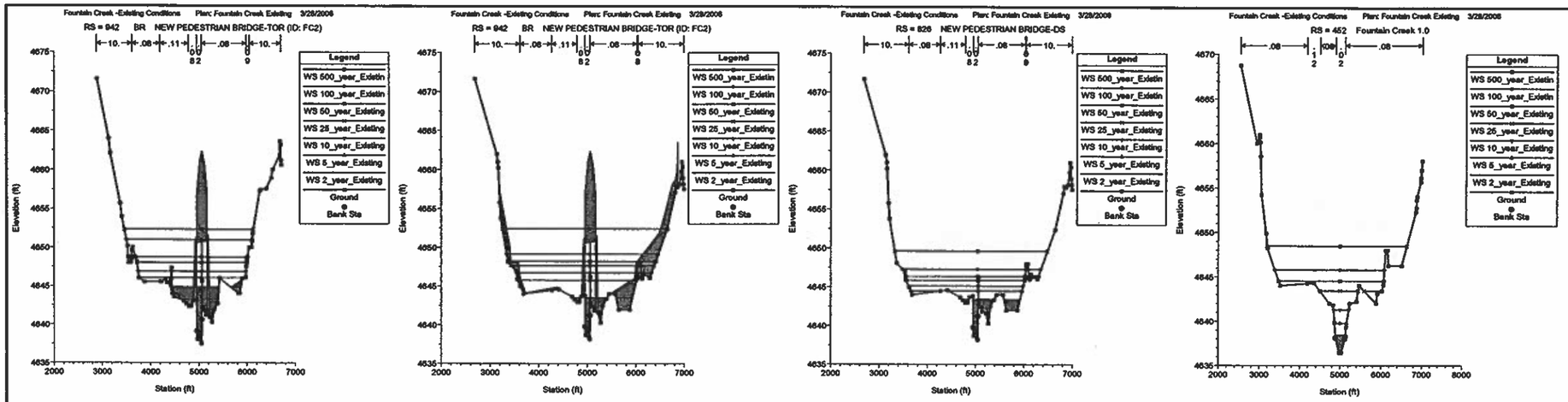
Fountain Creek -Existing Conditions Plan: Fountain Creek Existing 3/28/2006
RS = 942 BR NEW PEDESTRIAN BRIDGE-TOR (ID: FC2)
Legend
WS 500_year_Existin
WS 100_year_Existin
WS 50_year_Existing
WS 25_year_Existing
WS 10_year_Existing
WS 5_year_Existing
WS 2_year_Existing
Ground
Bank Sta
Elevation (ft)
Station (ft)
Fountain Creek -Existing Conditions Plan: Fountain Creek Existing 3/28/2006
RS = 942 BR NEW PEDESTRIAN BRIDGE-TOR (ID: FC2)
Legend
WS 500_year_Existin
WS 100_year_Existin
WS 50_year_Existing
WS 25_year_Existing
WS 10_year_Existing
WS 5_year_Existing
WS 2_year_Existing
Ground
Bank Sta
Elevation (ft)
Station (ft)
Fountain Creek -Existing Conditions Plan: Fountain Creek Existing 3/28/2006
RS = 826 NEW PEDESTRIAN BRIDGE-DS
Legend
WS 500_year_Existin
WS 100_year_Existin
WS 50_year_Existing
WS 25_year_Existing
WS 10_year_Existing
WS 5_year_Existing
WS 2_year_Existing
Ground
Bank Sta
Elevation (ft)
Station (ft)
Fountain Creek -Existing Conditions Plan: Fountain Creek Existing 3/28/2006
RS = 452 Fountain Creek 1.0
Legend
WS 500_year_Existin
WS 100_year_Existin
WS 50_year_Existing
WS 25_year_Existing
WS 10_year_Existing
WS 5_year_Existing
WS 2_year_Existing
Ground
Bank Sta
Elevation (ft)
Station (ft)

HEC-RAS Plan: Existing River: Fountain Creek Reach: Reach-1

Reach	River Sta	Profile	Q Total	Min Ch El	W.S. Elev	Crit W.S.	E.G. Elev	E.G. Slope	Vel Chnl	Flow Area	Top Width	Froude # Chl
			(cfs)	(ft)	(ft)		(ft)	(ft/ft)	(ft/s)	(sq ft)	(ft)	
Reach-1	291111	2_year_Existing	2400.00	5937.50	5942.75	5939.33	5942.83	0.000281	2.30	1043.30	227.75	0.19
Reach-1	291111	5_year_Existing	7600.00	5937.50	5945.88	5941.35	5946.17	0.000503	4.34	1786.91	247.42	0.27
Reach-1	291111	10_year_Existing	12000.00	5937.50	5947.61	5942.58	5948.09	0.000640	5.60	2222.97	258.26	0.32
Reach-1	291111	25_year_Existing	23000.00	5937.50	5951.63	5945.04	5952.49	0.000714	7.49	3333.69	304.66	0.36
Reach-1	291111	50_year_Existing	29000.00	5937.50	5953.49	5946.18	5954.53	0.000731	8.25	3931.40	339.09	0.37
Reach-1	291111	100_year_Existin	36000.00	5937.50	5955.42	5947.45	5956.66	0.000749	9.04	4611.25	777.79	0.38
Reach-1	291111	500_year_Existin	52000.00	5937.50	5960.75	5949.98	5962.15	0.000609	9.75	7685.22	1829.17	0.36
Reach-1	290682	2_year_Existing	2400.00	5937.01	5942.45	5940.70	5942.69	0.001326	4.02	672.71	461.68	0.39
Reach-1	290682	5_year_Existing	7600.00	5937.01	5945.40	5943.04	5945.96	0.001392	6.27	1939.00	820.78	0.44
Reach-1	290682	10_year_Existing	12000.00	5937.01	5947.12	5944.47	5947.86	0.001403	7.39	2857.89	850.70	0.46
Reach-1	290682	25_year_Existing	23000.00	5937.01	5951.43	5946.89	5952.33	0.001049	8.50	5193.79	1053.08	0.43
Reach-1	290682	50_year_Existing	29000.00	5937.01	5953.36	5947.92	5954.37	0.000980	9.06	6260.25	1130.04	0.42
Reach-1	290682	100_year_Existin	36000.00	5937.01	5955.33	5949.03	5956.47	0.000950	9.72	7355.13	1196.08	0.42
Reach-1	290682	500_year_Existin	52000.00	5937.01	5960.74	5951.24	5961.93	0.000700	10.11	10639.27	1842.37	0.38
Reach-1	290682	Bridge										
Reach-1	290682	2_year_Existing	2400.00	5935.74	5939.43	5939.43	5940.41	0.014113	7.95	302.00	151.37	0.99
Reach-1	290682	5_year_Existing	7600.00	5935.74	5941.71	5941.71	5943.62	0.011289	11.08	689.72	184.68	0.99
Reach-1	290682	10_year_Existing	12000.00	5935.74	5943.12	5943.12	5945.66	0.009970	12.80	962.73	201.70	0.98
Reach-1	290682	25_year_Existing	23000.00	5935.74	5945.98	5945.98	5949.74	0.008465	15.71	1610.35	237.70	0.97
Reach-1	290682	50_year_Existing	29000.00	5935.74	5947.45	5947.27	5951.64	0.007601	16.64	1967.56	246.14	0.94
Reach-1	290682	100_year_Existin	36000.00	5935.74	5950.16	5948.65	5953.94	0.004989	15.90	2655.98	261.65	0.80
Reach-1	290682	500_year_Existin	52000.00	5935.74	5957.03	5951.55	5959.94	0.002211	14.22	5240.00	1377.74	0.57
Reach-1	290004	2_year_Existing	2400.00	5929.50	5932.09	5931.33	5932.52	0.003370	5.29	453.63	180.07	0.59
Reach-1	290004	5_year_Existing	7600.00	5929.50	5934.70	5933.37	5935.74	0.003156	8.22	934.65	188.31	0.64
Reach-1	290004	10_year_Existing	12000.00	5929.50	5939.62	5934.75	5940.29	0.000831	6.60	1890.34	251.07	0.37
Reach-1	290004	25_year_Existing	23000.00	5929.50	5946.20	5937.55	5947.05	0.000546	7.49	3529.92	544.31	0.32
Reach-1	290004	50_year_Existing	29000.00	5929.50	5948.00	5938.90	5949.08	0.000611	8.48	4005.83	614.06	0.35
Reach-1	290004	100_year_Existin	36000.00	5929.50	5950.51	5940.47	5951.78	0.000606	9.20	5040.60	949.05	0.35
Reach-1	290004	500_year_Existin	52000.00	5929.50	5957.66	5943.46	5958.43	0.000307	7.96	18552.65	1758.49	0.26
Reach-1	289593	2_year_Existing	2400.00	5927.50	5929.33	5929.33	5930.21	0.010688	7.52	319.17	177.28	0.99
Reach-1	289593	5_year_Existing	7600.00	5927.50	5934.19	5931.37	5934.80	0.001361	8.27	1221.59	198.55	0.43
Reach-1	289593	10_year_Existing	12000.00	5927.50	5939.53	5932.76	5939.98	0.000455	5.40	2345.03	282.53	0.28
Reach-1	289593	25_year_Existing	23000.00	5927.50	5946.15	5935.52	5946.81	0.000373	6.58	3949.49	427.13	0.27
Reach-1	289593	50_year_Existing	29000.00	5927.50	5947.94	5936.84	5948.81	0.000433	7.54	4431.46	648.71	0.30
Reach-1	289593	100_year_Existin	36000.00	5927.50	5950.57	5938.23	5951.47	0.000404	7.90	7902.57	1060.65	0.29
Reach-1	289593	500_year_Existin	52000.00	5927.50	5957.55	5941.15	5958.31	0.000270	7.71	16761.62	1337.13	0.25
Reach-1	289287	2_year_Existing	2400.00	5923.50	5927.56	5925.33	5927.73	0.000737	3.27	733.39	191.06	0.29
Reach-1	289287	5_year_Existing	7600.00	5923.50	5934.31	5927.36	5934.53	0.000250	3.74	2052.75	221.03	0.20
Reach-1	289287	10_year_Existing	12000.00	5923.50	5939.60	5928.73	5939.84	0.000159	3.92	3247.81	306.79	0.17
Reach-1	289287	25_year_Existing	23000.00	5923.50	5946.24	5931.40	5946.66	0.000180	5.25	5000.25	411.18	0.20
Reach-1	289287	50_year_Existing	29000.00	5923.50	5948.08	5932.71	5948.62	0.000212	6.00	6715.97	1175.79	0.21
Reach-1	289287	100_year_Existin	36000.00	5923.50	5950.66	5934.07	5951.30	0.000217	6.51	9995.08	1453.20	0.22
Reach-1	289287	500_year_Existin	52000.00	5923.50	5957.63	5936.98	5958.19	0.000164	6.59	20185.47	1483.52	0.20
Reach-1	289063	2_year_Existing	2400.00	5919.12	5926.50	5924.33	5927.31	0.001929	7.26	397.27	94.24	0.51
Reach-1	289063	5_year_Existing	7600.00	5919.12	5932.22	5928.97	5933.96	0.001919	11.14	1245.50	213.38	0.57
Reach-1	289063	10_year_Existing	12000.00	5919.12	5938.04	5931.99	5939.43	0.001014	10.53	2613.58	268.81	0.44
Reach-1	289063	25_year_Existing	23000.00	5919.12	5943.81	5937.24	5946.00	0.001303	14.30	4105.85	391.65	0.52
Reach-1	289063	50_year_Existing	29000.00	5919.12	5943.89	5939.34	5947.58	0.001982	17.79	4188.17	397.47	0.64
Reach-1	289063	100_year_Existin	36000.00	5919.12	5944.23	5941.53	5949.72	0.002903	21.73	4288.81	405.19	0.78
Reach-1	289063	500_year_Existin	52000.00	5919.12	5965.47	5948.48	5957.64	0.000923	15.62	15517.65	1426.15	0.47
Reach-1	289063	Bridge										
Reach-1	289038	2_year_Existing	2400.00	5919.60	5924.79	5924.79	5928.78	0.008255	11.32	219.86	66.50	0.98
Reach-1	289038	5_year_Existing	7600.00	5919.60	5929.45	5929.45	5933.25	0.006053	16.04	673.74	126.35	0.95
Reach-1	289038	10_year_Existing	12000.00	5919.60	5932.78	5932.78	5936.92	0.004557	17.25	1308.35	234.07	0.87
Reach-1	289038	25_year_Existing	23000.00	5919.60	5937.54	5937.54	5943.36	0.004542	21.48	2419.20	303.51	0.92
Reach-1	289038	50_year_Existing	29000.00	5919.60	5939.65	5939.65	5946.26	0.004563	23.28	2947.81	333.26	0.94
Reach-1	289038	100_year_Existin	36000.00	5919.60	5941.56	5941.56	5949.38	0.004861	25.62	3447.03	356.73	0.99
Reach-1	289038	500_year_Existin	52000.00	5919.60	5947.99	5947.99	5954.89	0.003340	25.40	6940.44	823.86	0.86
Reach-1	288854	2_year_Existing	2400.00	5919.50	5920.59	5921.31	5923.11	0.082707	12.75	188.28	175.71	2.17
Reach-1	288854	5_year_Existing	7500.00	5919.50	5921.42	5923.31	5929.13	0.120574	22.28	336.67	180.15	2.87
Reach-1	288854	10_year_Existing	12000.00	5919.50	5922.10	5924.68	5932.67	0.111150	26.09	460.04	182.62	2.90
Reach-1	288854	25_year_Existing	23000.00	5919.50	5923.65	5927.45	5936.46	0.082436	30.88	744.99	183.67	2.70
Reach-1	288854	50_year_Existing	29000.00	5919.50	5924.42	5928.78	5941.09	0.073708	32.77	885.68	183.88	2.63
Reach-1	288854	100_year_Existin	36000.00	5919.50	5925.26	5930.24	5943.91	0.066609	34.66	1039.91	184.07	2.57
Reach-1	288854	500_year_Existin	51000.00	5919.50	5927.01	5933.08	5948.85	0.054493	37.51	1362.50	184.50	2.43
Reach-1	287874	2_year_Existing	2400.00	5913.05	5915.03	5914.86	5915.78	0.011172	6.95	345.21	177.60	0.88
Reach-1	287874	5_year_Existing	7500.00	5913.05	5917.16	5916.90	5918.60	0.009340	10.26	729.55	181.83	0.90
Reach-1	287874	10_year_Existing	12000.00	5913.05	5918.57	5918.27	5920.87	0.008768	12.17	985.81	181.87	0.92
Reach-1	287874	25_year_Existing	23000.00	5913.05	5921.35	5921.06	5925.04	0.008084	15.41	1492.72	181.95	0.95
Reach-1	287874	50_year_Existing	29000.00	5913.05	5922.61	5922.45	5927.00	0.007989	16.84	1765.21	238.13	0.96

HEC-RAS Plan: Existing River: Fountain Creek Reach: Reach-1 (Continued)

Reach	River Sta	Profile	Q Total	Min Ch El	W.S. Elev	Crit W.S.	E.G. Elev	E.G. Slope	Vel Chnl	Flow Area	Top Width	Froude # Chl
			(cfs)	(ft)	(ft)	(ft)	(ft)	(ft/ft)	(ft/s)	(sq ft)	(ft)	
Reach-1	287374	100_year_Existin	36000.00	5913.05	5923.94	5923.94	5929.09	0.007859	18.25	2089.34	244.79	0.98
Reach-1	287374	500_year_Existin	51000.00	5913.05	5926.70	5926.68	5933.08	0.007256	20.40	2780.32	258.05	0.98
Reach-1	287374	2_year_Existing	2400.00	5909.50	5912.22	5911.34	5912.60	0.003874	4.99	480.85	183.56	0.54
Reach-1	287374	5_year_Existing	7500.00	5909.50	5914.84	5913.38	5915.76	0.003782	7.67	979.12	194.96	0.60
Reach-1	287374	10_year_Existing	12000.00	5909.50	5916.58	5914.72	5917.88	0.003629	9.14	1323.52	200.97	0.62
Reach-1	287374	25_year_Existing	23000.00	5909.50	5919.85	5917.37	5922.00	0.003584	11.79	2081.82	266.69	0.65
Reach-1	287374	50_year_Existing	29000.00	5909.50	5921.34	5918.77	5923.89	0.003581	12.88	2491.83	283.94	0.67
Reach-1	287374	100_year_Existin	36000.00	5909.50	5922.97	5920.22	5925.92	0.003488	13.91	2968.88	301.23	0.67
Reach-1	287374	500_year_Existin	51000.00	5909.50	5926.03	5922.95	5929.77	0.003392	15.77	3934.64	377.86	0.69
Reach-1	286874	2_year_Existing	2400.00	5907.50	5910.15	5909.34	5910.57	0.004267	5.20	461.11	176.53	0.57
Reach-1	286874	5_year_Existing	7500.00	5907.50	5912.89	5911.40	5913.88	0.003799	7.90	971.98	197.84	0.60
Reach-1	286874	10_year_Existing	12000.00	5907.50	5914.57	5912.82	5915.99	0.003886	9.59	1319.54	223.54	0.64
Reach-1	286874	25_year_Existing	23000.00	5907.50	5917.57	5915.73	5920.02	0.004231	12.69	2053.40	257.96	0.71
Reach-1	286874	50_year_Existing	29000.00	5907.50	5918.86	5917.05	5921.86	0.004439	14.09	2391.77	287.11	0.74
Reach-1	286874	100_year_Existin	36000.00	5907.50	5920.46	5918.48	5923.93	0.004327	15.19	2828.93	408.46	0.74
Reach-1	286874	500_year_Existin	51000.00	5907.50	5922.52	5921.15	5927.56	0.005218	18.41	3407.86	673.64	0.84
Reach-1	286374	2_year_Existing	2400.00	5905.50	5908.49	5907.33	5908.82	0.002849	4.60	521.32	177.10	0.47
Reach-1	286374	5_year_Existing	7500.00	5905.50	5911.23	5909.40	5912.08	0.003202	7.39	1015.17	183.08	0.55
Reach-1	286374	10_year_Existing	12000.00	5905.50	5912.74	5910.82	5914.07	0.003681	9.26	1334.56	276.65	0.62
Reach-1	286374	25_year_Existing	23000.00	5905.50	5915.62	5913.85	5917.89	0.004073	12.27	2298.62	346.93	0.69
Reach-1	286374	50_year_Existing	29000.00	5905.50	5916.87	5915.15	5919.61	0.004244	13.56	2744.39	380.80	0.72
Reach-1	286374	100_year_Existin	36000.00	5905.50	5918.59	5916.50	5921.74	0.004039	14.56	3647.25	948.84	0.71
Reach-1	286374	500_year_Existin	51000.00	5905.50	5920.53	5917.78	5924.85	0.004752	17.33	5205.17	1196.98	0.79
Reach-1	285874	2_year_Existing	2400.00	5904.00	5907.57	5905.83	5907.77	0.001503	3.55	675.79	211.25	0.35
Reach-1	285874	5_year_Existing	7500.00	5904.00	5910.23	5907.81	5910.77	0.001911	5.91	1412.86	357.41	0.43
Reach-1	285874	10_year_Existing	12000.00	5904.00	5911.67	5909.09	5912.51	0.002241	7.43	1930.61	361.48	0.49
Reach-1	285874	25_year_Existing	23000.00	5904.00	5914.69	5911.61	5916.09	0.002421	9.75	3158.32	564.75	0.54
Reach-1	285874	50_year_Existing	29000.00	5904.00	5915.98	5912.70	5917.68	0.002543	10.82	3957.17	794.74	0.56
Reach-1	285874	100_year_Existin	36000.00	5904.00	5917.69	5913.87	5919.87	0.002381	11.61	5932.06	1267.69	0.56
Reach-1	285874	500_year_Existin	51000.00	5904.00	5919.73	5916.00	5922.56	0.002946	14.07	8213.27	1448.49	0.63
Reach-1	285374	2_year_Existing	2400.00	5903.31	5905.13	5905.13	5905.97	0.015046	7.37	325.84	191.79	1.00
Reach-1	285374	5_year_Existing	7500.00	5903.31	5907.09	5907.09	5908.75	0.011202	10.35	770.01	287.14	0.97
Reach-1	285374	10_year_Existing	12000.00	5903.31	5908.91	5908.43	5910.61	0.006814	10.64	1382.13	355.86	0.81
Reach-1	285374	25_year_Existing	23000.00	5903.31	5911.07	5910.77	5913.96	0.007584	14.08	2162.21	363.97	0.90
Reach-1	285374	50_year_Existing	29000.00	5903.31	5913.63	5911.86	5915.99	0.004301	12.89	3273.45	507.93	0.72
Reach-1	285374	100_year_Existin	36000.00	5903.31	5918.71	5913.11	5918.62	0.002539	11.82	6717.89	1684.73	0.57
Reach-1	285374	500_year_Existin	51000.00	5903.31	5917.76	5915.50	5920.86	0.003797	15.22	8239.05	1820.20	0.71
Reach-1	284894	2_year_Existing	2400.00	5899.50	5904.35	5901.33	5904.44	0.000481	2.47	987.23	254.34	0.21
Reach-1	284894	5_year_Existing	7500.00	5899.50	5906.84	5903.29	5907.19	0.000998	4.80	1703.69	305.93	0.32
Reach-1	284894	10_year_Existing	12000.00	5899.50	5908.63	5904.52	5909.16	0.001131	5.97	2257.46	311.45	0.36
Reach-1	284894	25_year_Existing	23000.00	5899.50	5910.46	5907.01	5911.73	0.002119	9.29	2871.17	399.70	0.51
Reach-1	284894	50_year_Existing	29000.00	5899.50	5913.40	5908.09	5914.53	0.001397	8.90	4281.35	1031.83	0.43
Reach-1	284894	100_year_Existin	36000.00	5899.50	5916.69	5909.23	5917.64	0.000923	8.37	7942.09	2142.69	0.36
Reach-1	284894	500_year_Existin	51000.00	5899.50	5917.87	5911.59	5919.35	0.001371	10.67	9820.10	2381.04	0.44
Reach-1	284761	2_year_Existing	2400.00	5897.41	5904.08	5902.04	5904.29	0.001843	3.75	641.15	273.85	0.43
Reach-1	284761	5_year_Existing	7500.00	5897.41	5906.49	5904.66	5906.98	0.001684	5.58	1356.28	301.57	0.46
Reach-1	284761	10_year_Existing	12000.00	5897.41	5908.34	5905.87	5908.97	0.001388	6.35	1925.40	320.05	0.44
Reach-1	284761	25_year_Existing	23000.00	5897.41	5909.87	5907.69	5911.36	0.002492	9.81	2441.31	354.02	0.61
Reach-1	284761	50_year_Existing	29000.00	5897.41	5913.24	5908.67	5914.35	0.001182	8.55	4137.63	1207.50	0.45
Reach-1	284761	100_year_Existin	36000.00	5897.41	5916.66	5909.73	5917.47	0.000652	7.57	9030.40	2229.40	0.35
Reach-1	284761	500_year_Existin	51000.00	5897.41	5917.82	5911.96	5919.10	0.000958	9.65	10931.46	2400.67	0.43
Reach-1	284533	Bridge										
Reach-1	284587	2_year_Existing	2400.00	5894.96	5900.62	5899.57	5901.22	0.007113	6.19	387.54	212.85	0.81
Reach-1	284587	5_year_Existing	7500.00	5894.96	5903.47	5902.19	5904.10	0.002624	8.37	1189.82	304.00	0.56
Reach-1	284587	10_year_Existing	12000.00	5894.96	5905.49	5903.22	5906.20	0.001719	6.77	1811.39	312.00	0.49
Reach-1	284587	25_year_Existing	23000.00	5894.96	5909.11	5905.26	5910.12	0.001308	8.08	2964.90	531.12	0.46
Reach-1	284587	50_year_Existing	29000.00	5894.96	5910.75	5906.21	5911.87	0.001195	8.58	4369.44	1241.06	0.45
Reach-1	284587	100_year_Existin	36000.00	5894.96	5916.40	5907.25	5916.95	0.000360	6.34	12040.22	2401.77	0.27
Reach-1	284587	500_year_Existin	51000.00	5894.96	5917.63	5909.38	5918.68	0.000547	8.03	14487.38	2587.97	0.33
Reach-1	284162	2_year_Existing	2700.00	5892.78	5899.13	5897.40	5899.51	0.002441	5.35	782.58	325.88	0.42
Reach-1	284162	5_year_Existing	7500.00	5892.78	5901.97	5899.91	5902.80	0.003252	8.34	1585.10	586.97	0.52
Reach-1	284162	10_year_Existing	12000.00	5892.78	5903.81	5901.46	5905.02	0.003730	10.27	2164.10	784.21	0.58
Reach-1	284162	25_year_Existing	23000.00	5892.78	5906.41	5904.44	5908.72	0.005487	14.59	3079.96	911.94	0.73
Reach-1	284162	50_year_Existing	29000.00	5892.78	5906.86	5905.81	5910.17	0.007576	17.56	3248.44	960.59	0.87
Reach-1	284162	100_year_Existin	35000.00	5892.78	5916.23	5907.15	5916.68	0.000745	7.95	14731.50	2665.20	0.30
Reach-1	284162	500_year_Existin	51000.00	5892.78	5917.56	5911.18	5918.29	0.001166	10.34	16876.45	2789.80	0.38
Reach-1	284041	Bridge										
Reach-1	283944	2_year_Existing	2700.00	5891.32	5896.13	5895.94	5897.20	0.010064	8.52	410.48	222.43	0.80
Reach-1	283944	5_year_Existing	7500.00	5891.32	5898.45	5898.45	5900.43	0.010664	12.33	993.15	275.10	0.90

HEC-RAS Plan: Existing River: Fountain Creek Reach: Reach-1 (Continued)

Reach	River Sta	Profile	Q Total	Min Ch El	W.S. Elev	Crit W.S.	E.G. Elev	E.G. Slope	Vel Chnl	Flow Area	Top Width	Froude # Chl
			(cfs)	(ft)	(ft)	(ft)	(ft)	(ft/ft)	(ft/s)	(sq ft)	(ft)	
Reach-1	283944	10_year_Existing	12000.00	5891.32	5900.01	5900.01	5902.57	0.010765	14.51	1435.50	294.12	0.94
Reach-1	283944	25_year_Existing	23000.00	5891.32	5902.96	5902.96	5906.62	0.010826	18.06	2347.57	317.37	0.99
Reach-1	283944	50_year_Existing	29000.00	5891.32	5904.18	5904.18	5908.46	0.010971	19.77	2738.10	321.95	1.03
Reach-1	283944	100_year_Existin	35000.00	5891.32	5902.77	5905.39	5911.69	0.026449	28.14	2287.36	316.66	1.56
Reach-1	283944	500_year_Existin	51000.00	5891.32	5908.18	5908.75	5914.05	0.010904	24.01	4427.31	1302.89	1.07
Reach-1	283374	2_year_Existing	2700.00	5887.50	5889.67	5889.46	5890.47	0.013453	7.20	383.30	184.02	0.86
Reach-1	283374	5_year_Existing	7500.00	5887.50	5891.82	5891.37	5893.34	0.010282	9.96	794.66	198.74	0.85
Reach-1	283374	10_year_Existing	12000.00	5887.50	5893.17	5892.81	5895.40	0.010512	12.08	1069.73	208.01	0.89
Reach-1	283374	25_year_Existing	23000.00	5887.50	5895.64	5895.64	5899.52	0.011351	15.98	1605.45	224.96	0.99
Reach-1	283374	50_year_Existing	29000.00	5887.50	5896.51	5896.96	5901.50	0.012803	18.16	1803.11	230.90	1.07
Reach-1	283374	100_year_Existin	35000.00	5887.50	5897.93	5897.93	5903.28	0.011345	18.84	2137.65	240.63	1.03
Reach-1	283374	500_year_Existin	51000.00	5887.50	5900.28	5902.91	5907.27	0.011672	21.87	3611.01	969.95	1.08
Reach-1	282874	2_year_Existing	2700.00	5883.50	5886.60	5885.46	5886.95	0.004065	4.75	568.45	198.81	0.50
Reach-1	282874	5_year_Existing	7500.00	5883.50	5888.54	5887.31	5889.48	0.005547	7.78	982.76	228.13	0.63
Reach-1	282874	10_year_Existing	12000.00	5883.50	5890.09	5888.62	5891.44	0.005481	9.34	1355.53	252.92	0.66
Reach-1	282874	25_year_Existing	23000.00	5883.50	5893.05	5891.27	5895.23	0.005395	11.97	2164.24	319.90	0.69
Reach-1	282874	50_year_Existing	29000.00	5883.50	5894.30	5892.48	5896.92	0.005519	13.18	2609.90	354.61	0.72
Reach-1	282874	100_year_Existin	35000.00	5883.50	5895.52	5893.64	5898.48	0.005477	14.12	3046.25	366.06	0.73
Reach-1	282874	500_year_Existin	51000.00	5883.50	5898.51	5895.60	5901.99	0.004966	15.64	5324.65	1160.98	0.72
Reach-1	282374	2_year_Existing	3400.00	5879.50	5881.78	5881.78	5882.87	0.017475	8.35	407.17	181.65	0.98
Reach-1	282374	5_year_Existing	7400.00	5879.50	5883.28	5883.28	5885.11	0.015138	10.85	682.84	185.70	0.99
Reach-1	282374	10_year_Existing	12000.00	5879.50	5884.69	5884.69	5887.21	0.013841	12.75	945.33	188.54	0.99
Reach-1	282374	25_year_Existing	23000.00	5879.50	5887.56	5887.56	5891.31	0.011230	15.58	1555.52	261.87	0.97
Reach-1	282374	50_year_Existing	29000.00	5879.50	5889.05	5889.05	5893.15	0.009867	16.37	2011.56	319.77	0.94
Reach-1	282374	100_year_Existin	35000.00	5879.50	5890.25	5890.25	5894.79	0.009451	17.34	2396.03	327.29	0.94
Reach-1	282374	500_year_Existin	51000.00	5879.50	5893.21	5893.21	5898.63	0.008362	19.21	3508.79	580.70	0.92
Reach-1	281874	2_year_Existing	3400.00	5873.50	5878.35	5875.78	5878.58	0.001406	3.85	883.21	188.53	0.31
Reach-1	281874	5_year_Existing	7400.00	5873.50	5880.52	5877.30	5881.03	0.001873	5.73	1295.77	191.29	0.39
Reach-1	281874	10_year_Existing	12000.00	5873.50	5882.32	5878.88	5883.16	0.002272	7.36	1640.79	193.57	0.44
Reach-1	281874	25_year_Existing	23000.00	5873.50	5885.44	5881.42	5887.09	0.002974	10.34	2341.98	323.76	0.53
Reach-1	281874	50_year_Existing	29000.00	5873.50	5886.80	5882.74	5888.86	0.003233	11.60	2833.10	379.88	0.56
Reach-1	281874	100_year_Existin	35000.00	5873.50	5887.92	5883.91	5890.40	0.003515	12.77	3258.14	413.55	0.60
Reach-1	281874	500_year_Existin	51000.00	5873.50	5890.96	5887.37	5894.28	0.003734	14.97	4449.69	823.73	0.63
Reach-1	281374	2_year_Existing	3400.00	5873.50	5875.75	5875.75	5876.78	0.018249	8.13	418.08	200.72	0.99
Reach-1	281374	5_year_Existing	7400.00	5873.50	5877.15	5877.15	5878.83	0.016099	10.42	712.10	220.88	1.01
Reach-1	281374	10_year_Existing	12000.00	5873.50	5878.47	5878.47	5880.72	0.013740	12.05	1017.59	239.33	0.98
Reach-1	281374	25_year_Existing	23000.00	5873.50	5881.18	5881.00	5884.39	0.010711	14.45	1717.35	277.01	0.94
Reach-1	281374	50_year_Existing	29000.00	5873.50	5882.50	5882.14	5886.11	0.009724	15.36	2095.78	299.30	0.92
Reach-1	281374	100_year_Existin	35000.00	5873.50	5884.24	5883.29	5887.81	0.007584	15.33	2640.91	351.27	0.84
Reach-1	281374	500_year_Existin	51000.00	5873.50	5888.32	5886.32	5891.40	0.008585	18.41	3477.82	595.34	0.92
Reach-1	280874	2_year_Existing	3400.00	5870.03	5873.66	5872.26	5874.18	0.001657	4.48	758.62	225.83	0.43
Reach-1	280874	5_year_Existing	7400.00	5870.03	5875.69	5873.70	5876.30	0.001863	6.24	1198.40	255.70	0.49
Reach-1	280874	10_year_Existing	12000.00	5870.03	5877.19	5875.01	5878.13	0.002054	7.79	1600.16	281.38	0.54
Reach-1	280874	25_year_Existing	23000.00	5870.03	5880.55	5877.35	5882.01	0.001861	9.77	2641.50	339.17	0.55
Reach-1	280874	50_year_Existing	29000.00	5870.03	5882.03	5878.53	5883.76	0.001838	10.85	3156.05	388.73	0.56
Reach-1	280874	100_year_Existin	35000.00	5870.03	5883.99	5879.53	5885.80	0.001566	10.93	3935.45	953.21	0.53
Reach-1	280874	500_year_Existin	51000.00	5870.03	5885.64	5882.03	5888.58	0.002198	14.00	4755.34	1230.06	0.64
Reach-1	280478	2_year_Existing	3400.00	5869.50	5871.74	5871.74	5872.76	0.010416	8.13	418.41	204.28	1.00
Reach-1	280478	5_year_Existing	7400.00	5869.50	5873.11	5873.11	5874.79	0.009055	10.42	714.86	226.47	1.01
Reach-1	280478	10_year_Existing	12000.00	5869.50	5874.69	5874.44	5876.70	0.006401	11.38	1100.87	258.33	0.91
Reach-1	280478	25_year_Existing	23000.00	5869.50	5879.25	5876.97	5881.12	0.002529	11.09	2455.89	341.63	0.64
Reach-1	280478	50_year_Existing	29000.00	5869.50	5880.66	5877.97	5882.67	0.002498	12.09	2957.43	445.80	0.65
Reach-1	280478	100_year_Existin	35000.00	5869.50	5883.04	5879.20	5885.11	0.001823	11.79	4062.46	1212.10	0.57
Reach-1	280478	500_year_Existin	51000.00	5869.50	5884.69	5881.85	5887.67	0.002364	14.52	7399.67	1899.05	0.66
Reach-1	279969	2_year_Existing	3400.00	5863.50	5867.45	5865.78	5867.81	0.001569	4.77	712.73	185.22	0.43
Reach-1	279969	5_year_Existing	7400.00	5863.50	5870.70	5867.27	5871.19	0.000969	5.83	1321.19	191.29	0.37
Reach-1	279969	10_year_Existing	12000.00	5863.50	5875.17	5868.68	5876.65	0.000496	5.58	2243.90	228.81	0.29
Reach-1	279969	25_year_Existing	23000.00	5863.50	5879.39	5871.46	5880.28	0.000618	7.67	4017.84	1141.57	0.34
Reach-1	279969	50_year_Existing	29000.00	5863.50	5880.86	5872.79	5881.95	0.000690	8.60	5648.28	1624.27	0.38
Reach-1	279969	100_year_Existin	35000.00	5863.50	5883.45	5874.04	5884.32	0.000511	8.12	11069.98	1974.72	0.32
Reach-1	279969	500_year_Existin	51000.00	5863.50	5885.35	5877.09	5886.58	0.000685	9.99	14894.51	2034.83	0.38
Reach-1	279905	2_year_Existing	3400.00	5860.55	5866.56	5865.13	5867.31	0.002744	6.95	489.41	108.44	0.58
Reach-1	279905	5_year_Existing	7400.00	5860.55	5869.34	5867.36	5870.66	0.002663	9.24	831.75	158.55	0.61
Reach-1	279905	10_year_Existing	12000.00	5860.55	5874.27	5869.44	5875.34	0.001114	8.49	1766.40	242.57	0.43
Reach-1	279905	25_year_Existing	23000.00	5860.55	5877.39	5873.26	5879.68	0.001798	12.58	2622.32	699.18	0.57
Reach-1	279905	50_year_Existing	29000.00	5860.55	5875.32	5875.03	5880.47	0.004831	18.69	1998.45	268.82	0.91
Reach-1	279905	100_year_Existin	35000.00	5860.55	5882.81	5875.99	5884.08	0.000869	10.72	11894.83	1940.69	0.42
Reach-1	279905	500_year_Existin	51000.00	5860.55	5884.67	5882.11	5886.30	0.001107	12.82	15522.70	1958.70	0.48
Reach-1	279770		Bridge									
Reach-1	279756	2_year_Existing	3400.00	5860.69	5865.25	5865.25	5868.85	0.009061	10.14	335.17	103.93	1.00

HEC-RAS Plan: Existing River: Fountain Creek Reach: Reach-1 (Continued)

Reach	River Sta	Profile	Q Total	Min Ch El	W.S. Elev	Crit W.S.	E.G. Elev	E.G. Slope	Vel Chnl	Flow Area	Top Width	Froude # Chl
			(cfs)	(ft)	(ft)	(ft)	(ft)	(ft/ft)	(ft/s)	(sq ft)	(ft)	
Reach-1	279756	5_year_Existing	7400.00	5860.69	5867.44	5867.44	5870.06	0.008070	12.98	570.06	110.75	1.01
Reach-1	279756	10_year_Existing	12000.00	5860.69	5869.69	5869.69	5872.86	0.006201	14.38	937.32	190.75	0.94
Reach-1	279756	25_year_Existing	23000.00	5860.69	5873.24	5873.24	5877.91	0.005625	17.82	1644.57	258.92	0.95
Reach-1	279756	50_year_Existing	29000.00	5860.69	5874.99	5874.99	5880.22	0.005251	19.02	2058.04	313.06	0.94
Reach-1	279756	100_year_Existin	35000.00	5860.69	5877.40	5877.40	5882.23	0.003970	18.59	3199.53	1253.77	0.84
Reach-1	279756	500_year_Existin	51000.00	5860.69	5881.39	5881.39	5884.73	0.002492	17.23	10286.95	1784.45	0.70
Reach-1	278482	2_year_Existing	3400.00	5853.50	5858.38	5855.87	5858.58	0.000672	3.61	970.49	262.26	0.29
Reach-1	278482	5_year_Existing	7400.00	5853.50	5860.67	5857.14	5861.08	0.000829	5.21	1711.93	381.68	0.35
Reach-1	278482	10_year_Existing	12000.00	5853.50	5862.48	5858.52	5863.12	0.000976	6.58	2473.48	487.90	0.39
Reach-1	278482	25_year_Existing	23000.00	5853.50	5865.44	5861.30	5866.60	0.001257	9.04	4178.30	681.86	0.46
Reach-1	278482	50_year_Existing	29000.00	5853.50	5866.75	5862.52	5868.14	0.001343	10.02	5138.86	1010.59	0.49
Reach-1	278482	100_year_Existin	35000.00	5853.50	5867.96	5863.65	5869.56	0.001396	10.84	6224.55	1150.09	0.50
Reach-1	278482	500_year_Existin	51000.00	5853.50	5871.05	5866.42	5872.97	0.001375	12.25	9186.69	1360.44	0.52
Reach-1	277873	2_year_Existing	3400.00	5850.67	5857.98	5855.15	5858.15	0.000699	3.53	1377.30	631.71	0.29
Reach-1	277873	5_year_Existing	7400.00	5850.67	5860.25	5856.64	5860.54	0.000753	4.67	2878.92	1121.03	0.32
Reach-1	277873	10_year_Existing	12000.00	5850.67	5862.09	5858.18	5862.46	0.000754	5.52	4234.55	1272.23	0.34
Reach-1	277873	25_year_Existing	23000.00	5850.67	5865.10	5860.58	5865.70	0.000853	7.22	6511.82	1367.64	0.38
Reach-1	277873	50_year_Existing	29000.00	5850.67	5866.43	5861.44	5867.14	0.000893	7.96	7532.52	1482.63	0.39
Reach-1	277873	100_year_Existin	35000.00	5850.67	5867.67	5862.24	5868.49	0.000918	8.59	8501.23	1550.71	0.41
Reach-1	277873	500_year_Existin	51000.00	5850.67	5870.82	5864.03	5871.85	0.000913	9.82	11134.16	1665.78	0.42
Reach-1	277556		Bridge									
Reach-1	277053	2_year_Existing	3400.00	5851.71	5856.27	5856.27	5857.37	0.005100	8.72	480.18	210.01	1.05
Reach-1	277053	5_year_Existing	7400.00	5851.71	5857.86	5857.86	5859.60	0.004057	10.86	847.45	256.35	1.02
Reach-1	277053	10_year_Existing	12000.00	5851.71	5859.43	5859.43	5861.48	0.003199	11.88	1517.78	612.85	0.95
Reach-1	277053	25_year_Existing	23000.00	5851.71	5861.85	5861.85	5864.55	0.002716	14.06	3185.58	775.12	0.94
Reach-1	277053	50_year_Existing	29000.00	5851.71	5862.87	5862.87	5865.90	0.002610	15.08	3939.53	802.93	0.94
Reach-1	277053	100_year_Existin	35000.00	5851.71	5863.63	5863.63	5867.12	0.002710	16.32	4513.26	810.33	0.97
Reach-1	277053	500_year_Existin	51000.00	5851.71	5865.39	5865.71	5870.05	0.002924	19.16	5648.76	832.56	1.04
Reach-1	277054	2_year_Existing	3400.00	5844.88	5849.62	5848.15	5850.00	0.001770	4.98	762.08	271.05	0.46
Reach-1	277054	5_year_Existing	7400.00	5844.88	5851.44	5849.59	5852.17	0.002062	7.02	1402.06	422.54	0.53
Reach-1	277054	10_year_Existing	12000.00	5844.88	5853.18	5851.18	5854.14	0.001981	8.25	2199.02	480.21	0.54
Reach-1	277054	25_year_Existing	23000.00	5844.88	5856.04	5853.65	5857.55	0.002123	10.66	3667.86	541.80	0.59
Reach-1	277054	50_year_Existing	29000.00	5844.88	5857.33	5854.73	5859.10	0.002181	11.68	4380.97	564.61	0.61
Reach-1	277054	100_year_Existin	35000.00	5844.88	5858.64	5855.75	5860.59	0.002097	12.35	5137.56	587.86	0.61
Reach-1	277054	500_year_Existin	51000.00	5844.88	5861.32	5858.08	5863.84	0.002183	14.31	6804.44	744.94	0.64
Reach-1	276948		Bridge									
Reach-1	276827	2_year_Existing	3400.00	5841.80	5845.09	5845.08	5846.16	0.009516	8.29	418.59	207.83	0.97
Reach-1	276827	5_year_Existing	7400.00	5841.80	5846.59	5846.59	5848.33	0.007975	10.67	776.89	275.81	0.97
Reach-1	276827	10_year_Existing	12000.00	5841.80	5848.10	5848.10	5850.25	0.006450	12.02	1294.57	409.96	0.92
Reach-1	276827	25_year_Existing	23000.00	5841.80	5850.84	5850.64	5853.54	0.005513	14.45	2561.55	560.88	0.91
Reach-1	276827	50_year_Existing	29000.00	5841.80	5852.75	5851.70	5855.19	0.003545	13.59	3778.04	614.61	0.76
Reach-1	276827	100_year_Existin	35000.00	5841.80	5854.79	5852.69	5856.94	0.002534	13.02	5017.08	831.41	0.66
Reach-1	276827	500_year_Existin	51000.00	5841.80	5856.88	5854.82	5859.87	0.002940	15.61	6416.13	1444.32	0.73
Reach-1	276474	2_year_Existing	3400.00	5839.50	5841.84	5841.77	5842.86	0.009054	8.10	419.61	184.45	0.96
Reach-1	276474	5_year_Existing	7400.00	5839.50	5843.07	5843.27	5845.09	0.010127	11.39	651.27	190.41	1.07
Reach-1	276474	10_year_Existing	12000.00	5839.50	5844.26	5844.69	5847.20	0.010061	13.79	879.68	196.52	1.12
Reach-1	276474	25_year_Existing	23000.00	5839.50	5847.72	5847.42	5851.23	0.005742	15.08	1592.31	344.59	0.93
Reach-1	276474	50_year_Existing	29000.00	5839.50	5849.03	5848.75	5853.14	0.005533	16.35	1892.66	380.86	0.94
Reach-1	276474	100_year_Existin	35000.00	5839.50	5850.12	5849.94	5854.88	0.005552	17.62	2186.21	455.58	0.96
Reach-1	276474	500_year_Existin	51000.00	5839.50	5854.20	5852.92	5858.39	0.003403	17.16	4763.87	577.92	0.79
Reach-1	276151	2_year_Existing	3400.00	5837.50	5840.65	5839.75	5841.20	0.003339	5.97	569.56	186.98	0.60
Reach-1	276151	5_year_Existing	7400.00	5837.50	5842.04	5841.25	5843.27	0.004545	8.89	832.47	190.25	0.75
Reach-1	276151	10_year_Existing	12000.00	5837.50	5843.81	5842.63	5845.45	0.003886	10.29	1172.16	195.05	0.73
Reach-1	276151	25_year_Existing	23000.00	5837.50	5847.18		5849.67	0.003315	12.71	1877.82	225.45	0.73
Reach-1	276151	50_year_Existing	29000.00	5837.50	5848.55		5851.56	0.003342	13.97	2205.10	248.69	0.75
Reach-1	276151	100_year_Existin	35000.00	5837.50	5849.69		5853.25	0.003482	15.22	2496.47	265.57	0.77
Reach-1	276151	500_year_Existin	51000.00	5837.50	5851.50	5850.91	5857.10	0.004575	19.16	2993.55	283.98	0.91
Reach-1	275756	2_year_Existing	3400.00	5835.50	5837.75	5837.75	5838.85	0.010291	8.41	404.31	185.39	1.00
Reach-1	275756	5_year_Existing	7400.00	5835.50	5841.01		5841.81	0.002293	7.20	1042.13	208.82	0.55
Reach-1	275756	10_year_Existing	12000.00	5835.50	5843.01		5844.11	0.002067	8.45	1481.14	229.67	0.55
Reach-1	275756	25_year_Existing	23000.00	5835.50	5848.70		5848.39	0.001879	10.57	2538.63	312.74	0.56
Reach-1	275756	50_year_Existing	29000.00	5835.50	5848.16		5850.21	0.001946	11.69	3001.71	341.44	0.58
Reach-1	275756	100_year_Existin	35000.00	5835.50	5849.35		5851.79	0.002084	12.79	3507.80	508.18	0.61
Reach-1	275756	500_year_Existin	51000.00	5835.50	5851.58		5855.06	0.002485	15.52	4997.43	829.09	0.69
Reach-1	275221	2_year_Existing	3400.00	5831.50	5836.41	5833.75	5836.64	0.000780	3.87	878.17	181.81	0.31
Reach-1	275221	5_year_Existing	7400.00	5831.50	5840.93		5841.22	0.000413	4.32	1774.30	280.47	0.25
Reach-1	275221	10_year_Existing	12000.00	5831.50	5842.92		5843.42	0.000550	5.68	2494.28	396.96	0.30
Reach-1	275221	25_year_Existing	23000.00	5831.50	5846.68		5847.57	0.000708	7.80	4068.34	508.21	0.35
Reach-1	275221	50_year_Existing	29000.00	5831.50	5848.20		5849.30	0.000783	8.75	4942.89	640.75	0.38
Reach-1	275221	100_year_Existin	35000.00	5831.50	5849.47		5850.77	0.000859	9.63	5824.90	756.15	0.40

HEC-RAS Plan: Existing River: Fountain Creek Reach: Reach-1 (Continued)

Reach	River Sta	Profile	Q Total	Min Ch El	W.S. Elev	Crit W.S.	E.G. Elev	E.G. Slope	Vel Chnl	Flow Area	Top Width	Froude # Chl
			(cfs)	(ft)	(ft)	(ft)	(ft)	(ft/ft)	(ft/s)	(sq ft)	(ft)	
Reach-1	275221	500_year_Existin	51000.00	5831.50	5851.82		5853.74	0.001114	11.91	7888.64	999.79	0.47
Reach-1	275062.2	2_year_Existing	3400.00	5828.81	5835.50	5833.80	5836.24	0.004435	6.94	489.89	102.09	0.56
Reach-1	275062.2	5_year_Existing	7400.00	5828.81	5840.16	5836.21	5840.95	0.002036	7.23	1306.08	336.33	0.42
Reach-1	275062.2	10_year_Existing	12000.00	5828.81	5841.74	5838.40	5843.01	0.002820	9.46	1922.47	444.44	0.51
Reach-1	275062.2	25_year_Existing	23000.00	5828.81	5845.55	5842.87	5847.16	0.002752	11.44	3812.41	532.67	0.53
Reach-1	275062.2	50_year_Existing	29000.00	5828.81	5847.05	5844.18	5848.87	0.002863	12.45	4669.64	622.35	0.55
Reach-1	275062.2	100_year_Existin	35000.00	5828.81	5848.30	5845.18	5850.32	0.002990	13.38	5504.89	715.30	0.57
Reach-1	275062.2	500_year_Existin	51000.00	5828.81	5850.38	5847.97	5853.18	0.003795	16.26	7189.81	909.34	0.65
Reach-1	275030.2	Bridge										
Reach-1	274992	2_year_Existing	3400.00	5828.60	5834.69	5833.60	5835.66	0.006564	7.91	429.91	98.98	0.67
Reach-1	274992	5_year_Existing	7400.00	5828.60	5836.71	5836.02	5838.78	0.009294	11.57	641.33	111.55	0.84
Reach-1	274992	10_year_Existing	12000.00	5828.60	5838.19	5838.09	5841.67	0.011633	14.98	813.83	121.19	0.97
Reach-1	274992	25_year_Existing	23000.00	5828.60	5842.58	5842.58	5845.54	0.006313	15.06	2778.13	566.16	0.77
Reach-1	274992	50_year_Existing	29000.00	5828.60	5843.72	5843.72	5846.99	0.006532	16.29	3430.75	580.33	0.80
Reach-1	274992	100_year_Existin	35000.00	5828.60	5844.85	5844.85	5848.33	0.006522	17.21	4133.39	657.25	0.81
Reach-1	274992	500_year_Existin	51000.00	5828.60	5847.34	5847.34	5851.19	0.006435	19.06	6008.03	936.26	0.83
Reach-1	274813	2_year_Existing	3400.00	5829.50	5833.38		5833.75	0.002979	4.88	699.48	185.53	0.44
Reach-1	274813	5_year_Existing	7400.00	5829.50	5835.18		5835.97	0.003886	7.14	1041.15	198.73	0.54
Reach-1	274813	10_year_Existing	12000.00	5829.50	5836.67		5837.95	0.004564	9.08	1353.79	224.65	0.60
Reach-1	274813	25_year_Existing	23000.00	5829.50	5839.36	5837.49	5841.68	0.005473	12.34	2054.04	287.04	0.70
Reach-1	274813	50_year_Existing	29000.00	5829.50	5840.58	5838.88	5843.41	0.005764	13.71	2437.60	358.35	0.73
Reach-1	274813	100_year_Existin	35000.00	5829.50	5841.79	5840.01	5844.97	0.005716	14.64	2895.51	388.86	0.74
Reach-1	274813	500_year_Existin	51000.00	5829.50	5845.04	5843.13	5848.64	0.004943	15.95	4195.56	408.94	0.72
Reach-1	274461	2_year_Existing	3400.00	5829.50	5832.22	5831.75	5832.86	0.014349	6.42	530.01	221.92	0.73
Reach-1	274461	5_year_Existing	7400.00	5829.50	5834.19	5833.14	5835.09	0.009275	7.65	992.56	245.34	0.64
Reach-1	274461	10_year_Existing	12000.00	5829.50	5835.78	5834.40	5837.01	0.008480	8.99	1394.31	258.00	0.65
Reach-1	274461	25_year_Existing	23000.00	5829.50	5838.57	5836.81	5840.56	0.008361	11.53	2144.10	279.92	0.69
Reach-1	274461	50_year_Existing	29000.00	5829.50	5839.88	5837.94	5842.22	0.008229	12.54	2520.27	293.82	0.70
Reach-1	274461	100_year_Existin	35000.00	5829.50	5841.19	5838.90	5843.79	0.007822	13.27	2910.49	334.58	0.69
Reach-1	274461	500_year_Existin	51000.00	5829.50	5844.62	5841.60	5847.59	0.006494	14.40	4315.43	537.91	0.66
Reach-1	274284	2_year_Existing	3400.00	5824.57	5831.88	5829.41	5832.06	0.001392	3.44	988.65	255.67	0.31
Reach-1	274284	5_year_Existing	7400.00	5824.57	5833.88	5830.86	5834.24	0.001848	4.89	1654.38	370.05	0.36
Reach-1	274284	10_year_Existing	12000.00	5824.57	5835.51	5832.14	5836.07	0.001848	6.10	2267.02	380.82	0.39
Reach-1	274284	25_year_Existing	23000.00	5824.57	5838.39	5834.44	5839.39	0.002192	8.25	3391.48	399.62	0.45
Reach-1	274284	50_year_Existing	29000.00	5824.57	5839.76	5835.44	5840.97	0.002265	9.10	3944.50	408.50	0.47
Reach-1	274284	100_year_Existin	35000.00	5824.57	5841.12	5836.35	5842.50	0.002251	9.76	4508.05	417.36	0.47
Reach-1	274284	500_year_Existin	51000.00	5824.57	5844.61	5838.59	5846.38	0.002126	11.10	6011.09	598.49	0.48
Reach-1	274144	Bridge										
Reach-1	274062	2_year_Existing	3400.00	5825.14	5830.02	5830.01	5831.01	0.017923	7.96	427.34	209.58	0.98
Reach-1	274062	5_year_Existing	7400.00	5825.14	5831.45	5831.44	5832.98	0.015818	9.96	743.34	234.92	0.99
Reach-1	274062	10_year_Existing	12000.00	5825.14	5832.86	5832.69	5834.74	0.012824	10.99	1097.75	284.12	0.93
Reach-1	274062	25_year_Existing	23000.00	5825.14	5835.70	5835.02	5838.01	0.008109	12.35	2125.33	378.36	0.81
Reach-1	274062	50_year_Existing	29000.00	5825.14	5837.45	5836.03	5839.71	0.006014	12.30	2796.60	389.85	0.73
Reach-1	274062	100_year_Existin	35000.00	5825.14	5839.11	5836.96	5841.36	0.004821	12.35	3453.32	400.62	0.67
Reach-1	274062	500_year_Existin	51000.00	5825.14	5843.12	5839.07	5845.45	0.003334	12.73	5120.64	448.77	0.59
Reach-1	273888	2_year_Existing	3400.00	5823.50	5828.59		5827.14	0.006134	5.96	571.31	195.36	0.61
Reach-1	273888	5_year_Existing	7400.00	5823.50	5828.50		5829.45	0.005499	7.86	950.39	202.15	0.63
Reach-1	273888	10_year_Existing	12000.00	5823.50	5830.17		5831.55	0.005365	9.46	1291.76	205.98	0.65
Reach-1	273888	25_year_Existing	23000.00	5823.50	5833.30		5835.58	0.005274	12.18	1947.59	212.40	0.69
Reach-1	273888	50_year_Existing	29000.00	5823.50	5834.75		5837.47	0.005245	13.32	2256.34	215.29	0.70
Reach-1	273888	100_year_Existin	35000.00	5823.50	5836.06		5839.21	0.005246	14.35	2539.90	217.76	0.72
Reach-1	273888	500_year_Existin	51000.00	5823.50	5838.30		5843.05	0.006355	17.85	3033.74	221.91	0.81
Reach-1	273296	2_year_Existing	3400.00	5821.50	5825.25		5825.55	0.002851	4.41	771.81	218.87	0.41
Reach-1	273296	5_year_Existing	7400.00	5821.50	5827.25		5827.83	0.002856	6.07	1221.91	232.38	0.48
Reach-1	273296	10_year_Existing	12000.00	5821.50	5829.04		5829.88	0.002879	7.37	1653.46	250.46	0.48
Reach-1	273296	25_year_Existing	23000.00	5821.50	5832.44		5833.83	0.002852	9.50	2545.78	270.14	0.51
Reach-1	273296	50_year_Existing	29000.00	5821.50	5834.02		5835.67	0.002829	10.38	2980.33	282.68	0.52
Reach-1	273296	100_year_Existin	35000.00	5821.50	5835.49		5837.36	0.002775	11.09	3561.79	479.54	0.53
Reach-1	273296	500_year_Existin	51000.00	5821.50	5838.27	5833.52	5840.72	0.002952	12.94	5093.33	673.48	0.56
Reach-1	272739	2_year_Existing	3400.00	5819.50	5821.76	5821.76	5822.87	0.010251	8.46	401.98	181.02	1.00
Reach-1	272739	5_year_Existing	7400.00	5819.50	5823.26	5823.26	5825.12	0.008741	10.94	876.85	184.57	1.00
Reach-1	272739	10_year_Existing	12000.00	5819.50	5824.66	5824.66	5827.22	0.007837	12.84	940.29	195.53	1.00
Reach-1	272739	25_year_Existing	23000.00	5819.50	5827.49	5827.49	5831.29	0.006501	15.70	1545.15	233.13	0.98
Reach-1	272739	50_year_Existing	29000.00	5819.50	5828.82	5828.82	5833.17	0.006102	16.86	1869.01	260.66	0.98
Reach-1	272739	100_year_Existin	35000.00	5819.50	5829.99	5829.99	5834.89	0.005688	17.94	2196.10	307.29	0.96
Reach-1	272739	500_year_Existin	51000.00	5819.50	5833.40	5833.40	5838.47	0.004395	18.72	3813.94	575.21	0.89
Reach-1	272206.5	2_year_Existing	3400.00	5815.50	5818.83	5817.75	5819.20	0.003457	6.09	558.53	182.02	0.61
Reach-1	272206.5	5_year_Existing	7400.00	5815.50	5820.42	5819.27	5821.50	0.003585	8.33	889.84	191.15	0.67
Reach-1	272206	10_year_Existing	12000.00	5815.50	5822.27	5820.69	5823.74	0.003159	9.72	1261.43	207.42	0.66

HEC-RAS Plan: Existing River: Fountain Creek Reach: Reach-1 (Continued)

Reach	River Sta	Profile	Q Total	Min Ch El	W.S. Elev	Crit W.S.	E.G. Elev	E.G. Slope	Vel Chnl	Flow Area	Top Width	Froude # Chl
			(cfs)	(ft)	(ft)	(ft)	(ft)	(ft/ft)	(ft/s)	(sq ft)	(ft)	
Reach-1	272206	25_year_Existing	23000.00	5815.50	5825.77	5823.46	5826.01	0.002786	12.09	2081.75	275.81	0.87
Reach-1	272206	50_year_Existing	29000.00	5815.50	5827.45	5824.78	5829.97	0.002585	12.90	2718.94	432.51	0.86
Reach-1	272206	100_year_Existin	35000.00	5815.50	5829.11	5826.00	5831.75	0.002324	13.35	3507.80	516.64	0.84
Reach-1	272206	500_year_Existin	51000.00	5815.50	5833.20	5829.37	5835.86	0.001765	13.88	7231.07	1524.74	0.58
Reach-1	271670	2_year_Existing	3400.00	5813.51	5816.32	5815.78	5817.01	0.004871	6.85	511.06	189.95	0.71
Reach-1	271670	5_year_Existing	7400.00	5813.51	5819.36	5817.29	5820.03	0.001851	6.82	1170.17	253.14	0.50
Reach-1	271670	10_year_Existing	12000.00	5813.51	5821.52	5818.68	5822.40	0.001571	7.60	1734.52	266.44	0.48
Reach-1	271670	25_year_Existing	23000.00	5813.51	5825.34	5821.30	5826.70	0.001449	9.55	2779.54	789.26	0.50
Reach-1	271670	50_year_Existing	29000.00	5813.51	5827.09	5822.51	5828.69	0.001416	10.37	3281.33	1298.19	0.50
Reach-1	271670	100_year_Existin	35000.00	5813.51	5828.75	5823.53	5830.55	0.001375	11.06	3772.63	1536.37	0.50
Reach-1	271670	500_year_Existin	51000.00	5813.51	5832.65	5826.20	5834.94	0.001304	12.57	4937.37	1737.03	0.51
Reach-1	271077	2_year_Existing	3400.00	5807.24	5815.01	5811.84	5815.45	0.001448	5.32	639.23	131.79	0.43
Reach-1	271077	5_year_Existing	7400.00	5807.24	5818.49	5814.48	5819.07	0.001314	6.13	1219.39	215.48	0.43
Reach-1	271077	10_year_Existing	12000.00	5807.24	5820.71	5816.72	5821.53	0.001298	7.32	1717.98	232.50	0.44
Reach-1	271077	25_year_Existing	23000.00	5807.24	5824.41	5819.91	5825.83	0.001403	9.66	2682.04	982.95	0.49
Reach-1	271077	50_year_Existing	29000.00	5807.24	5826.18	5821.23	5827.84	0.001384	10.50	3186.29	1392.06	0.50
Reach-1	271077	100_year_Existin	35000.00	5807.24	5827.86	5822.38	5829.73	0.001348	11.18	3686.84	1516.24	0.50
Reach-1	271077	500_year_Existin	51000.00	5807.24	5831.74	5825.50	5834.13	0.001313	12.80	4836.21	1850.73	0.51
Reach-1	270895	Bridge										
Reach-1	270745	2_year_Existing	3400.00	5807.58	5812.18	5812.18	5813.95	0.011740	10.68	318.30	88.07	0.99
Reach-1	270745	5_year_Existing	7400.00	5807.58	5814.80	5814.80	5817.36	0.010629	12.84	576.19	111.76	1.00
Reach-1	270745	10_year_Existing	12000.00	5807.58	5817.17	5817.17	5819.83	0.009940	13.11	934.17	192.95	0.98
Reach-1	270745	25_year_Existing	23000.00	5807.58	5820.23	5820.23	5823.82	0.008790	15.35	1624.00	243.70	0.97
Reach-1	270745	50_year_Existing	29000.00	5807.58	5821.48	5821.48	5825.63	0.008510	16.56	1936.57	257.44	0.96
Reach-1	270745	100_year_Existin	35000.00	5807.58	5822.68	5822.68	5827.31	0.007506	17.14	2341.92	466.48	0.94
Reach-1	270745	500_year_Existin	51000.00	5807.58	5824.34	5825.51	5831.28	0.009982	21.59	2782.89	1340.90	1.11
Reach-1	269461	2_year_Existing	3400.00	5801.50	5805.32	5803.74	5805.67	0.002344	4.76	714.90	201.38	0.44
Reach-1	269461	5_year_Existing	7400.00	5801.50	5807.31	5805.23	5807.99	0.002523	6.59	1133.70	220.45	0.50
Reach-1	269461	10_year_Existing	12000.00	5801.50	5808.60	5806.57	5809.74	0.003246	8.60	1491.92	331.38	0.58
Reach-1	269461	25_year_Existing	23000.00	5801.50	5811.53	5809.35	5813.32	0.003297	11.01	2659.75	556.47	0.62
Reach-1	269461	50_year_Existing	29000.00	5801.50	5812.61	5810.61	5814.78	0.003535	12.24	3342.06	713.13	0.66
Reach-1	269461	100_year_Existin	35000.00	5801.50	5813.68	5811.84	5816.09	0.003555	13.07	4150.59	797.69	0.67
Reach-1	269461	500_year_Existin	51000.00	5801.50	5816.06	5814.86	5818.81	0.003440	14.53	6423.74	1021.36	0.68
Reach-1	268525	2_year_Existing	3400.00	5797.80	5800.05	5800.05	5801.17	0.013991	8.49	400.53	180.06	1.00
Reach-1	268525	5_year_Existing	7400.00	5797.80	5801.57	5801.57	5803.43	0.011993	10.96	675.39	183.23	1.01
Reach-1	268525	10_year_Existing	12000.00	5797.80	5804.21		5805.85	0.005368	10.29	1171.00	231.18	0.73
Reach-1	268525	25_year_Existing	23000.00	5797.80	5807.01		5809.46	0.005120	12.88	2277.14	492.45	0.76
Reach-1	268525	50_year_Existing	29000.00	5797.80	5808.53		5811.04	0.004446	13.32	3078.64	592.67	0.72
Reach-1	268525	100_year_Existin	35000.00	5797.80	5809.56		5812.34	0.004453	14.19	3758.27	717.34	0.74
Reach-1	268525	500_year_Existin	51000.00	5797.80	5811.81		5815.09	0.004480	16.03	5830.25	1111.40	0.76
Reach-1	268013	2_year_Existing	3400.00	5793.50	5796.87	5795.75	5797.35	0.003834	5.56	613.06	189.16	0.54
Reach-1	268013	5_year_Existing	7400.00	5793.50	5800.01	5797.24	5800.59	0.001801	6.13	1207.12	189.28	0.43
Reach-1	268013	10_year_Existing	12000.00	5793.50	5803.99		5804.57	0.000941	6.12	1960.58	189.39	0.34
Reach-1	268013	25_year_Existing	23000.00	5793.50	5806.66		5807.81	0.001441	8.83	3685.46	813.30	0.43
Reach-1	268013	50_year_Existing	29000.00	5793.50	5808.20		5809.47	0.001437	9.50	5126.00	1069.04	0.44
Reach-1	268013	100_year_Existin	35000.00	5793.50	5809.33		5810.70	0.001474	10.11	6342.27	1082.02	0.45
Reach-1	268013	500_year_Existin	51000.00	5793.50	5811.65		5813.31	0.001626	11.64	8883.45	1105.95	0.48
Reach-1	267819	2_year_Existing	3400.00	5789.35	5796.16	5794.02	5796.74	0.002464	6.14	553.88	109.03	0.48
Reach-1	267819	5_year_Existing	7400.00	5789.35	5798.86	5796.35	5799.99	0.002915	8.56	895.88	169.40	0.55
Reach-1	267819	10_year_Existing	12000.00	5789.35	5803.31	5798.43	5804.25	0.001360	8.06	2304.89	594.83	0.41
Reach-1	267819	25_year_Existing	23000.00	5789.35	5805.07	5803.27	5807.16	0.002744	12.48	3494.95	711.08	0.60
Reach-1	267819	50_year_Existing	29000.00	5789.35	5806.20	5805.03	5808.70	0.003086	13.94	4342.83	922.10	0.64
Reach-1	267819	100_year_Existin	35000.00	5789.35	5807.72	5806.72	5810.04	0.002720	13.97	5976.83	1097.40	0.61
Reach-1	267819	500_year_Existin	51000.00	5789.35	5809.19	5808.89	5812.40	0.003837	17.12	7607.37	1122.17	0.72
Reach-1	267764	Bridge										
Reach-1	267706	2_year_Existing	3400.00	5789.45	5795.53	5794.12	5796.32	0.003910	7.15	475.66	105.57	0.59
Reach-1	267706	5_year_Existing	7400.00	5789.45	5797.57	5796.46	5799.30	0.005741	10.55	701.64	115.29	0.75
Reach-1	267706	10_year_Existing	12000.00	5789.45	5799.15	5798.53	5801.97	0.007030	13.51	927.32	177.52	0.86
Reach-1	267706	25_year_Existing	23000.00	5789.45	5803.39	5803.39	5806.76	0.005013	15.34	2433.45	636.88	0.79
Reach-1	267706	50_year_Existing	29000.00	5789.45	5805.08	5805.08	5808.30	0.004339	15.61	3639.96	749.75	0.75
Reach-1	267706	100_year_Existin	35000.00	5789.45	5806.79	5806.79	5809.78	0.003679	15.55	5220.98	1135.25	0.70
Reach-1	267706	500_year_Existin	51000.00	5789.45	5808.80	5808.80	5812.14	0.003964	17.54	7531.12	1174.47	0.74
Reach-1	266958	2_year_Existing	3400.00	5789.50	5792.79		5793.26	0.003840	5.50	618.34	203.36	0.56
Reach-1	266958	5_year_Existing	7400.00	5789.50	5794.77		5795.58	0.003422	7.21	1029.87	211.46	0.57
Reach-1	266958	10_year_Existing	12000.00	5789.50	5796.55		5797.69	0.003244	8.60	1457.72	392.28	0.58
Reach-1	266958	25_year_Existing	23000.00	5789.50	5799.23	5797.67	5800.83	0.003193	10.67	3614.66	1180.92	0.61
Reach-1	266958	50_year_Existing	29000.00	5789.50	5800.01	5799.36	5801.99	0.003672	12.07	4581.49	1349.96	0.67
Reach-1	266958	100_year_Existin	35000.00	5789.50	5801.01	5799.87	5802.97	0.003424	12.40	5974.23	1442.34	0.65
Reach-1	266958	500_year_Existin	51000.00	5789.50	5803.35	5802.11	5805.18	0.002850	12.84	9548.78	1565.33	0.61

HEC-RAS Plan: Existing River: Fountain Creek Reach: Reach-1 (Continued)

Reach	River Sta	Profile	Q Total	Min Ch El	W.S. Elev	Crit W.S.	E.G. Elev	E.G. Slope	Vel Chnl	Flow Area	Top Width	Froude # Chl
			(cfs)	(ft)	(ft)	(ft)	(ft)	(ft/ft)	(ft/s)	(sq ft)	(ft)	
Reach-1	266444	2_year_Existing	3400.00	5787.50	5791.03	5789.75	5791.48	0.003150	5.38	632.38	183.12	0.51
Reach-1	266444	5_year_Existing	7400.00	5787.50	5792.73		5793.88	0.003930	7.84	947.20	187.17	0.61
Reach-1	266444	10_year_Existing	12000.00	5787.50	5794.15		5795.88	0.004587	9.96	1217.21	221.66	0.68
Reach-1	266444	25_year_Existing	23000.00	5787.50	5796.99		5798.95	0.004062	11.90	3480.19	1160.42	0.68
Reach-1	266444	50_year_Existing	29000.00	5787.50	5798.14		5800.05	0.003675	12.23	4827.91	1174.73	0.66
Reach-1	266444	100_year_Existin	35000.00	5787.50	5799.78		5801.29	0.002652	11.44	6787.85	1247.44	0.58
Reach-1	266444	500_year_Existin	51000.00	5787.50	5802.13		5803.74	0.002501	12.49	10192.32	1523.04	0.58
Reach-1	265964	2_year_Existing	3400.00	5785.27	5787.52	5787.52	5788.63	0.014111	8.47	401.62	182.51	1.01
Reach-1	265964	5_year_Existing	7400.00	5785.27	5789.37	5789.03	5790.90	0.008909	9.94	746.79	196.62	0.88
Reach-1	265964	10_year_Existing	12000.00	5785.27	5791.23		5793.07	0.006427	10.91	1144.27	227.26	0.80
Reach-1	265964	25_year_Existing	23000.00	5785.27	5794.89		5796.98	0.004084	12.03	3008.85	995.94	0.69
Reach-1	265964	50_year_Existing	29000.00	5785.27	5796.66		5798.41	0.003003	11.56	5008.58	1258.05	0.61
Reach-1	265964	100_year_Existin	35000.00	5785.27	5799.04		5800.16	0.001721	9.94	8293.38	1473.85	0.47
Reach-1	265964	500_year_Existin	51000.00	5785.27	5801.47		5802.65	0.001637	10.81	12120.87	1668.56	0.48
Reach-1	265372	2_year_Existing	3400.00	5778.64	5785.11	5782.78	5785.49	0.001756	4.96	711.87	166.57	0.40
Reach-1	265372	5_year_Existing	7400.00	5778.64	5787.55	5784.74	5788.29	0.002043	6.97	1153.78	308.91	0.46
Reach-1	265372	10_year_Existing	12000.00	5778.64	5789.36	5786.43	5790.53	0.002424	8.84	1603.69	861.40	0.52
Reach-1	265372	25_year_Existing	23000.00	5778.64	5793.22	5789.73	5795.01	0.002402	11.21	2818.34	1605.45	0.55
Reach-1	265372	50_year_Existing	29000.00	5778.64	5793.57	5791.20	5796.23	0.003452	13.69	2946.74	1647.07	0.67
Reach-1	265372	100_year_Existin	35000.00	5778.64	5796.11	5792.58	5798.54	0.002572	13.30	3928.74	1939.28	0.59
Reach-1	265372	500_year_Existin	51000.00	5778.64	5801.43	5795.62	5801.76	0.000461	6.85	22466.08	2030.46	0.26
Reach-1	265268		Bridge									
Reach-1	265176	2_year_Existing	3400.00	5777.84	5783.58	5782.08	5784.11	0.003016	5.88	592.95	159.13	0.51
Reach-1	265176	5_year_Existing	7400.00	5777.84	5785.76	5783.95	5786.78	0.003435	8.17	965.06	1182.42	0.59
Reach-1	265176	10_year_Existing	12000.00	5777.84	5787.02	5785.65	5788.83	0.004743	10.89	1208.97	1482.74	0.71
Reach-1	265176	25_year_Existing	23000.00	5777.84	5789.12	5789.12	5792.77	0.007057	15.72	1879.06	2069.41	0.90
Reach-1	265176	50_year_Existing	29000.00	5777.84	5789.80	5790.51	5794.65	0.008841	18.23	2118.20	2091.18	1.01
Reach-1	265176	100_year_Existin	35000.00	5777.84	5790.52	5791.01	5796.42	0.009711	20.24	2374.56	2109.84	1.09
Reach-1	265176	500_year_Existin	51000.00	5777.84	5791.24	5791.01	5792.48	0.003728	13.09	12118.22	2129.36	0.68
Reach-1	263950	2_year_Existing	3900.00	5774.58	5776.91	5776.70	5777.68	0.009742	7.07	575.76	290.62	0.84
Reach-1	263950	5_year_Existing	8300.00	5774.58	5778.03	5778.00	5779.50	0.010926	9.84	931.00	351.08	0.95
Reach-1	263950	10_year_Existing	12000.00	5774.58	5778.94	5778.94	5780.73	0.009822	10.96	1334.98	538.53	0.94
Reach-1	263950	25_year_Existing	22000.00	5774.58	5780.98	5780.99	5783.11	0.007477	12.45	2817.15	865.92	0.88
Reach-1	263950	50_year_Existing	28000.00	5774.58	5781.65	5781.95	5784.24	0.008154	13.91	3417.62	926.56	0.93
Reach-1	263950	100_year_Existin	35000.00	5774.58	5782.82	5782.82	5785.33	0.006790	14.08	4534.32	1073.83	0.87
Reach-1	263950	500_year_Existin	50000.00	5774.58	5786.16	5784.28	5787.95	0.003401	12.54	7816.58	1317.62	0.65
Reach-1	263242	2_year_Existing	3900.00	5767.50	5769.62	5769.62	5770.63	0.010139	8.06	483.61	234.05	0.99
Reach-1	263242	5_year_Existing	8300.00	5767.50	5770.96	5770.96	5772.62	0.008646	10.33	807.89	249.15	0.99
Reach-1	263242	10_year_Existing	12000.00	5767.50	5771.75	5771.92	5774.02	0.009011	12.12	1006.79	259.70	1.05
Reach-1	263242	25_year_Existing	22000.00	5767.50	5774.70	5774.07	5777.25	0.004965	12.67	1831.35	307.70	0.85
Reach-1	263242	50_year_Existing	28000.00	5767.50	5776.82	5775.22	5779.18	0.003286	12.46	2610.10	435.44	0.72
Reach-1	263242	100_year_Existin	35000.00	5767.50	5781.40	5776.49	5782.84	0.001231	9.97	4668.17	462.04	0.47
Reach-1	263242	500_year_Existin	50000.00	5767.50	5784.91	5778.84	5786.65	0.001125	11.08	6419.78	934.59	0.47
Reach-1	262749	2_year_Existing	3900.00	5763.50	5767.22	5765.59	5767.51	0.000987	4.31	938.22	290.84	0.40
Reach-1	262749	5_year_Existing	8300.00	5763.50	5769.74	5766.90	5770.17	0.000728	5.31	1683.63	300.91	0.38
Reach-1	262749	10_year_Existing	12000.00	5763.50	5771.45	5767.78	5771.99	0.000656	5.95	2205.23	306.57	0.38
Reach-1	262749	25_year_Existing	22000.00	5763.50	5775.30		5776.10	0.000569	7.25	3412.04	322.09	0.37
Reach-1	262749	50_year_Existing	28000.00	5763.50	5777.27		5778.21	0.000543	7.86	4057.80	331.75	0.38
Reach-1	262749	100_year_Existin	35000.00	5763.50	5781.53		5782.37	0.000342	7.48	5524.08	381.68	0.31
Reach-1	262749	500_year_Existin	50000.00	5763.50	5785.01		5786.18	0.000377	8.85	7554.27	858.07	0.34
Reach-1	262530	2_year_Existing	3900.00	5761.50	5767.25	5763.61	5767.37	0.000218	2.75	1617.91	341.73	0.20
Reach-1	262530	5_year_Existing	8300.00	5761.50	5769.78	5764.94	5770.02	0.000274	3.95	2497.51	352.47	0.24
Reach-1	262530	10_year_Existing	12000.00	5761.50	5771.52	5765.86	5771.83	0.000295	4.66	3112.91	358.59	0.26
Reach-1	262530	25_year_Existing	22000.00	5761.50	5775.39	5767.92	5775.93	0.000319	6.05	4607.43	442.66	0.29
Reach-1	262530	50_year_Existing	28000.00	5761.50	5777.39	5768.94	5778.03	0.000323	6.66	5499.10	449.44	0.30
Reach-1	262530	100_year_Existin	35000.00	5761.50	5781.65	5770.05	5782.24	0.000220	6.44	7438.99	607.68	0.25
Reach-1	262530	500_year_Existin	50000.00	5761.50	5785.19	5772.13	5786.01	0.000250	7.67	10085.44	804.79	0.28
Reach-1	262065	2_year_Existing	3900.00	5758.22	5767.09	5762.91	5767.24	0.000259	3.16	1232.84	200.91	0.22
Reach-1	262065	5_year_Existing	8300.00	5758.22	5769.46	5764.58	5769.82	0.000403	4.85	1731.38	221.39	0.29
Reach-1	262065	10_year_Existing	12000.00	5758.22	5771.07	5765.71	5771.60	0.000467	5.86	2158.37	283.46	0.33
Reach-1	262065	25_year_Existing	22000.00	5758.22	5774.69	5768.18	5775.62	0.000546	7.79	3231.54	309.88	0.37
Reach-1	262065	50_year_Existing	28000.00	5758.22	5778.55	5769.49	5777.69	0.000570	8.66	3817.09	320.41	0.39
Reach-1	262065	100_year_Existin	35000.00	5758.22	5780.93	5770.94	5781.97	0.000377	8.32	5301.19	361.89	0.33
Reach-1	262065	500_year_Existin	50000.00	5758.22	5784.11	5773.56	5785.64	0.000461	10.16	8956.44	736.04	0.37
Reach-1	261924		Bridge									
Reach-1	261815	2_year_Existing	3900.00	5760.48	5765.15	5765.15	5766.40	0.006844	8.95	435.68	174.57	1.00
Reach-1	261815	5_year_Existing	8300.00	5760.48	5766.82	5766.82	5768.77	0.005794	11.22	740.32	188.32	0.99
Reach-1	261815	10_year_Existing	12000.00	5760.48	5767.94	5767.94	5770.42	0.005284	12.65	954.42	193.80	0.99
Reach-1	261815	25_year_Existing	22000.00	5760.48	5770.51	5770.51	5774.16	0.004519	15.38	1496.90	236.37	0.98
Reach-1	261815	50_year_Existing	28000.00	5760.48	5771.89	5771.89	5776.08	0.004171	16.49	1847.03	268.59	0.97

HEC-RAS Plan: Existing River: Fountain Creek Reach: Reach-1 (Continued)

Reach	River Sta	Profile	Q Total	Min Ch El	W.S. Elev	Crit W.S.	E.G. Elev	E.G. Slope	Vel Chnl	Flow Area	Top Width	Froude # Chl
			(cfs)	(ft)	(ft)	(ft)	(ft)	(ft/ft)	(ft/s)	(sq ft)	(ft)	
Reach-1	261815	100_year_Existin	35000.00	5760.48	5773.35	5773.35	5778.09	0.003905	17.82	2279.31	302.56	0.96
Reach-1	261815	500_year_Existin	50000.00	5760.48	5776.02	5776.02	5781.89	0.003630	19.76	3103.68	537.50	0.96
Reach-1	261155	2_year_Existing	3900.00	5755.50	5756.91	5757.60	5759.24	0.017489	12.24	318.68	228.04	1.82
Reach-1	261155	5_year_Existing	8300.00	5755.50	5757.72	5758.95	5761.94	0.017478	16.49	503.45	229.42	1.96
Reach-1	261155	10_year_Existing	12000.00	5755.50	5758.30	5759.91	5763.80	0.016738	18.83	637.48	230.69	1.99
Reach-1	261155	25_year_Existing	22000.00	5755.50	5759.69	5762.10	5767.88	0.014504	22.97	962.43	235.38	1.98
Reach-1	261155	50_year_Existing	28000.00	5755.50	5760.45	5763.29	5769.95	0.013474	24.74	1141.32	237.96	1.96
Reach-1	261155	100_year_Existin	35000.00	5755.50	5761.31	5764.69	5772.06	0.012338	26.34	1346.09	241.65	1.93
Reach-1	261155	500_year_Existin	50000.00	5755.50	5763.04	5767.10	5775.98	0.010459	28.89	1777.97	256.86	1.86
Reach-1	260775	2_year_Existing	3900.00	5753.50	5755.60	5755.60	5756.63	0.004664	8.14	478.84	233.97	1.00
Reach-1	260775	5_year_Existing	8300.00	5753.50	5756.72	5756.94	5758.65	0.004960	11.13	745.98	238.83	1.11
Reach-1	260775	10_year_Existing	12000.00	5753.50	5757.71	5757.87	5760.03	0.004170	12.24	980.63	239.10	1.06
Reach-1	260775	25_year_Existing	22000.00	5753.50	5758.99	5760.00	5763.53	0.005669	17.10	1287.58	241.39	1.30
Reach-1	260775	50_year_Existing	28000.00	5753.50	5759.65	5761.18	5765.48	0.006243	19.39	1448.37	245.09	1.39
Reach-1	260775	100_year_Existin	35000.00	5753.50	5760.37	5762.40	5767.64	0.006688	21.64	1642.44	318.90	1.47
Reach-1	260775	500_year_Existin	50000.00	5753.50	5761.77	5764.72	5771.84	0.007251	25.53	2095.42	329.63	1.57
Reach-1	260374	2_year_Existing	3900.00	5751.50	5753.53	5753.59	5754.85	0.005182	6.48	459.98	228.53	1.05
Reach-1	260374	5_year_Existing	8300.00	5751.50	5754.78	5754.96	5756.70	0.004784	11.13	745.89	231.07	1.09
Reach-1	260374	10_year_Existing	12000.00	5751.50	5755.53	5755.92	5758.17	0.005023	13.04	920.45	232.61	1.15
Reach-1	260374	25_year_Existing	22000.00	5751.50	5757.68	5758.08	5761.38	0.004019	15.44	1425.10	235.43	1.11
Reach-1	260374	50_year_Existing	28000.00	5751.50	5758.66	5759.21	5763.10	0.003951	16.91	1655.49	235.47	1.12
Reach-1	260374	100_year_Existin	35000.00	5751.50	5759.55	5760.49	5765.02	0.004154	18.77	1864.54	235.51	1.18
Reach-1	260374	500_year_Existin	50000.00	5751.50	5761.11	5763.12	5768.85	0.004628	22.35	2404.08	448.29	1.28
Reach-1	259874	2_year_Existing	3900.00	5749.50	5751.75	5751.60	5752.65	0.003672	7.63	511.46	230.37	0.90
Reach-1	259874	5_year_Existing	8300.00	5749.50	5752.75	5752.95	5754.69	0.004910	11.19	741.87	233.18	1.11
Reach-1	259874	10_year_Existing	12000.00	5749.50	5753.74	5753.92	5756.09	0.004207	12.32	974.22	235.57	1.07
Reach-1	259874	25_year_Existing	22000.00	5749.50	5755.61	5756.05	5759.35	0.004068	15.53	1423.46	244.22	1.12
Reach-1	259874	50_year_Existing	28000.00	5749.50	5756.54	5757.18	5761.08	0.004074	17.11	1652.75	248.78	1.14
Reach-1	259874	100_year_Existin	35000.00	5749.50	5757.55	5758.40	5762.95	0.004049	18.67	1905.46	253.70	1.17
Reach-1	259874	500_year_Existin	50000.00	5749.50	5759.66	5760.94	5766.51	0.003758	21.04	2455.04	268.71	1.17
Reach-1	259374	2_year_Existing	3900.00	5747.50	5749.59	5749.59	5750.59	0.004669	8.00	487.60	245.68	1.00
Reach-1	259374	5_year_Existing	8300.00	5747.50	5750.76	5750.88	5752.52	0.004563	10.86	765.93	265.76	1.07
Reach-1	259374	10_year_Existing	12000.00	5747.50	5751.51	5751.79	5753.89	0.004617	12.39	989.29	273.53	1.11
Reach-1	259374	25_year_Existing	22000.00	5747.50	5753.08	5753.84	5757.09	0.004944	16.10	1427.80	284.61	1.22
Reach-1	259374	50_year_Existing	28000.00	5747.50	5753.89	5754.89	5758.79	0.005039	17.82	1659.10	290.29	1.26
Reach-1	259374	100_year_Existin	35000.00	5747.50	5754.74	5756.08	5760.64	0.005117	19.57	1909.97	297.84	1.29
Reach-1	259374	500_year_Existin	50000.00	5747.50	5756.42	5758.34	5764.24	0.005114	22.54	2437.20	328.60	1.34
Reach-1	258874	2_year_Existing	3900.00	5744.64	5747.33	5746.72	5747.88	0.001961	5.96	653.82	266.59	0.67
Reach-1	258874	5_year_Existing	8300.00	5744.64	5747.52	5748.01	5749.67	0.007056	11.79	703.84	269.72	1.29
Reach-1	258874	10_year_Existing	12000.00	5744.64	5748.19	5748.85	5751.02	0.007080	13.51	888.38	278.87	1.33
Reach-1	258874	25_year_Existing	22000.00	5744.64	5749.63	5750.77	5754.14	0.006883	17.05	1295.59	286.23	1.40
Reach-1	258874	50_year_Existing	28000.00	5744.64	5750.35	5751.80	5755.81	0.006871	18.76	1503.60	289.85	1.43
Reach-1	258874	100_year_Existin	35000.00	5744.64	5751.12	5752.89	5757.64	0.006850	20.49	1728.55	294.55	1.46
Reach-1	258874	500_year_Existin	50000.00	5744.64	5752.59	5755.27	5761.22	0.006820	23.60	2168.74	308.21	1.51
Reach-1	258374	2_year_Existing	3900.00	5743.50	5745.56	5745.56	5746.37	0.005042	7.23	539.84	335.41	1.00
Reach-1	258374	5_year_Existing	8300.00	5743.50	5746.61	5746.61	5747.88	0.004389	8.98	928.66	390.47	1.01
Reach-1	258374	10_year_Existing	12000.00	5743.50	5747.30	5747.30	5748.90	0.004047	10.16	1201.70	402.13	1.01
Reach-1	258374	25_year_Existing	22000.00	5743.50	5748.72	5748.88	5751.28	0.003956	12.85	1820.32	474.74	1.06
Reach-1	258374	50_year_Existing	28000.00	5743.50	5749.40	5749.72	5752.54	0.004020	14.22	2152.76	493.09	1.09
Reach-1	258374	100_year_Existin	35000.00	5743.50	5749.77	5750.61	5754.05	0.005008	16.61	2336.75	502.41	1.23
Reach-1	258374	500_year_Existin	50000.00	5743.50	5750.55	5752.40	5757.28	0.006837	20.84	2749.89	569.42	1.45
Reach-1	257956	2_year_Existing	3900.00	5741.50	5743.81	5743.38	5744.32	0.002266	5.74	748.12	432.12	0.70
Reach-1	257956	5_year_Existing	8300.00	5741.50	5744.74	5744.45	5745.80	0.002901	8.33	1155.59	437.86	0.85
Reach-1	257956	10_year_Existing	12000.00	5741.50	5745.33	5745.17	5746.85	0.003300	10.01	1414.83	440.03	0.93
Reach-1	257956	25_year_Existing	22000.00	5741.50	5746.32	5746.83	5749.40	0.004885	14.31	1850.73	443.66	1.18
Reach-1	257956	50_year_Existing	28000.00	5741.50	5747.12	5747.73	5750.70	0.004606	15.46	2205.22	446.59	1.17
Reach-1	257956	100_year_Existin	35000.00	5741.50	5748.22	5748.34	5752.09	0.003882	16.07	2830.59	1074.31	1.11
Reach-1	257956	500_year_Existin	50000.00	5741.50	5750.01	5750.72	5754.73	0.003457	17.84	5022.02	1389.69	1.09
Reach-1	257303	2_year_Existing	3900.00	5739.54	5741.40	5741.40	5742.16	0.005081	7.11	684.13	575.01	1.00
Reach-1	257303	5_year_Existing	8300.00	5739.54	5742.42	5742.42	5743.57	0.004053	8.86	1372.69	713.73	0.97
Reach-1	257303	10_year_Existing	12000.00	5739.54	5743.07	5743.07	5744.51	0.003831	10.01	1838.76	716.24	0.98
Reach-1	257303	25_year_Existing	22000.00	5739.54	5744.23	5744.48	5746.67	0.004436	13.21	2867.38	720.69	1.11
Reach-1	257303	50_year_Existing	28000.00	5739.54	5745.21	5745.22	5747.77	0.003593	13.60	3379.60	739.78	1.04
Reach-1	257303	100_year_Existin	35000.00	5739.54	5745.32	5746.12	5749.15	0.005232	16.64	3462.13	742.73	1.25
Reach-1	257303	500_year_Existin	50000.00	5739.54	5748.33	5747.91	5751.75	0.005968	19.89	4227.92	816.59	1.38
Reach-1	256873	2_year_Existing	3900.00	5735.63	5737.40	5737.71	5738.79	0.012903	9.49	411.03	245.91	1.29
Reach-1	256873	5_year_Existing	8300.00	5735.63	5738.40	5739.06	5740.67	0.011966	12.23	887.65	820.80	1.34
Reach-1	256873	10_year_Existing	12000.00	5735.63	5738.98	5739.80	5741.73	0.011534	13.76	1370.94	827.43	1.36
Reach-1	256873	25_year_Existing	22000.00	5735.63	5740.35	5741.26	5743.83	0.009855	16.15	2506.94	830.60	1.33
Reach-1	256873	50_year_Existing	28000.00	5735.63	5742.05	5742.03	5744.53	0.004873	14.03	3920.58	834.23	0.99
Reach-1	256873	100_year_Existin	35000.00	5735.63	5743.43	5742.84	5745.78	0.003675	13.91	5068.43	837.16	0.89

HEC-RAS Plan: Existing River: Fountain Creek Reach: Reach-1 (Continued)

Reach	River Sta	Profile	Q Total	Min Ch El	W.S. Elev	Crit W.S.	E.G. Elev	E.G. Slope	Vel Chnl	Flow Area	Top Width	Froude # Chl
			(cfs)	(ft)	(ft)	(ft)	(ft)	(ft/ft)	(ft/s)	(sq ft)	(ft)	
Reach-1	256873	500_year_Existin	50000.00	5735.63	5745.99	5744.66	5748.24	0.002523	13.99	6384.62	1532.45	0.77
Reach-1	256116	2_year_Existing	3900.00	5729.00	5735.08	5732.45	5735.28	0.000403	3.57	1108.99	324.77	0.33
Reach-1	256116	5_year_Existing	8300.00	5729.00	5736.99	5734.30	5737.37	0.000451	4.98	1766.89	358.01	0.37
Reach-1	256116	10_year_Existing	12000.00	5729.00	5738.11	5735.12	5738.86	0.000512	5.99	2189.66	408.27	0.41
Reach-1	256116	25_year_Existing	22000.00	5729.00	5740.46	5737.00	5741.43	0.000613	8.00	3243.40	1119.86	0.47
Reach-1	256116	50_year_Existing	28000.00	5729.00	5741.83	5737.97	5742.83	0.000654	8.95	3784.03	1255.33	0.49
Reach-1	256116	100_year_Existin	35000.00	5729.00	5742.86	5739.08	5744.32	0.000689	9.91	4361.56	1356.83	0.52
Reach-1	256116	500_year_Existin	50000.00	5729.00	5745.16	5741.07	5747.17	0.000750	11.68	5527.04	1461.90	0.55
Reach-1	255875		Bridge									
Reach-1	255728	2_year_Existing	3900.00	5729.41	5732.84	5732.84	5734.06	0.009768	8.85	440.88	207.51	1.00
Reach-1	255728	5_year_Existing	8300.00	5729.41	5734.65	5734.65	5736.15	0.009661	9.82	846.77	333.96	1.02
Reach-1	255728	10_year_Existing	12000.00	5729.41	5735.54	5735.54	5737.36	0.008224	10.84	1124.61	361.32	0.99
Reach-1	255728	25_year_Existing	22000.00	5729.41	5737.46	5737.46	5739.98	0.006669	12.86	1941.94	1112.39	0.95
Reach-1	255728	50_year_Existing	28000.00	5729.41	5738.42	5738.42	5741.30	0.006292	13.85	2376.39	1487.89	0.95
Reach-1	255728	100_year_Existin	35000.00	5729.41	5739.38	5739.38	5742.69	0.006110	14.94	2829.37	1558.61	0.95
Reach-1	255728	500_year_Existin	50000.00	5729.41	5741.21	5741.21	5745.37	0.005848	16.88	3699.14	1727.05	0.97
Reach-1	254421	2_year_Existing	3900.00	5721.50	5724.40	5723.56	5724.88	0.003337	5.60	761.16	287.06	0.59
Reach-1	254421	5_year_Existing	8300.00	5721.50	5726.02	5724.86	5726.85	0.003284	7.38	1244.42	309.46	0.63
Reach-1	254421	10_year_Existing	12000.00	5721.50	5727.09	5725.76	5728.18	0.003224	8.50	1586.61	332.00	0.65
Reach-1	254421	25_year_Existing	22000.00	5721.50	5729.10	5727.70	5730.92	0.003558	11.07	2879.31	850.17	0.72
Reach-1	254421	50_year_Existing	28000.00	5721.50	5729.99	5729.28	5732.13	0.003711	12.21	3648.54	887.41	0.75
Reach-1	254421	100_year_Existin	35000.00	5721.50	5730.91	5730.29	5733.39	0.003829	13.31	4480.14	915.84	0.78
Reach-1	254421	500_year_Existin	50000.00	5721.50	5732.57	5731.97	5735.77	0.004118	15.44	6045.31	1003.67	0.83
Reach-1	253885	2_year_Existing	3900.00	5719.50	5722.23		5722.83	0.004377	6.23	632.54	267.52	0.67
Reach-1	253885	5_year_Existing	8300.00	5719.50	5723.82		5724.85	0.004186	8.17	1074.49	286.75	0.71
Reach-1	253885	10_year_Existing	12000.00	5719.50	5724.71	5723.90	5726.12	0.004506	9.61	1467.94	578.22	0.76
Reach-1	253885	25_year_Existing	22000.00	5719.50	5726.53		5728.68	0.004821	12.22	2903.75	916.59	0.82
Reach-1	253885	50_year_Existing	28000.00	5719.50	5727.38		5729.83	0.004872	13.29	3689.96	921.51	0.85
Reach-1	253885	100_year_Existin	35000.00	5719.50	5728.26		5731.04	0.004949	14.39	4498.49	926.55	0.87
Reach-1	253885	500_year_Existin	50000.00	5719.50	5729.88		5733.30	0.005083	16.38	6012.34	940.25	0.90
Reach-1	253374	2_year_Existing	3900.00	5717.50	5720.60		5721.04	0.002729	5.32	740.49	279.72	0.54
Reach-1	253374	5_year_Existing	8300.00	5717.50	5721.94	5720.92	5722.86	0.003494	7.73	1231.63	799.14	0.66
Reach-1	253374	10_year_Existing	12000.00	5717.50	5722.87		5724.02	0.003520	8.82	2013.08	870.61	0.68
Reach-1	253374	25_year_Existing	22000.00	5717.50	5724.35		5726.24	0.004439	11.71	3357.66	939.21	0.80
Reach-1	253374	50_year_Existing	28000.00	5717.50	5725.15		5727.34	0.004598	12.84	4111.33	952.33	0.83
Reach-1	253374	100_year_Existin	35000.00	5717.50	5728.03		5728.50	0.004621	13.87	4959.78	965.39	0.84
Reach-1	253374	500_year_Existin	50000.00	5717.50	5727.87		5730.69	0.004688	15.73	6825.39	1094.56	0.88
Reach-1	252874	2_year_Existing	3900.00	5715.50	5717.58	5717.58	5718.57	0.010639	7.96	488.92	249.82	1.00
Reach-1	252874	5_year_Existing	8300.00	5715.50	5718.98	5718.98	5720.33	0.007703	9.48	1122.32	593.26	0.93
Reach-1	252874	10_year_Existing	12000.00	5715.50	5719.68	5719.68	5721.42	0.007976	10.92	1576.45	744.17	0.98
Reach-1	252874	25_year_Existing	22000.00	5715.50	5721.51	5721.51	5723.60	0.006239	12.49	3153.32	900.79	0.92
Reach-1	252874	50_year_Existing	28000.00	5715.50	5722.30	5722.30	5724.68	0.006141	13.51	3883.52	946.46	0.93
Reach-1	252874	100_year_Existin	35000.00	5715.50	5723.08	5723.08	5725.81	0.006236	14.68	4633.04	985.60	0.96
Reach-1	252874	500_year_Existin	50000.00	5715.50	5724.57	5724.57	5727.95	0.006275	16.67	6350.04	1380.44	0.99
Reach-1	252374	2_year_Existing	3900.00	5711.50	5714.45	5713.58	5714.89	0.003219	5.32	741.73	314.81	0.58
Reach-1	252374	5_year_Existing	8300.00	5711.50	5715.74	5714.88	5716.56	0.004069	7.40	1200.75	397.62	0.69
Reach-1	252374	10_year_Existing	12000.00	5711.50	5716.37	5715.75	5717.60	0.004945	8.99	1697.52	1038.20	0.78
Reach-1	252374	25_year_Existing	22000.00	5711.50	5717.85	5717.71	5719.63	0.005151	11.24	3245.91	1060.80	0.83
Reach-1	252374	50_year_Existing	28000.00	5711.50	5718.68	5718.50	5720.65	0.004914	12.03	4238.12	1238.84	0.83
Reach-1	252374	100_year_Existin	35000.00	5711.50	5719.67	5719.18	5721.72	0.004384	12.50	5497.51	1312.35	0.81
Reach-1	252374	500_year_Existin	50000.00	5711.50	5721.53	5720.71	5723.70	0.003891	13.30	8092.54	1474.14	0.77
Reach-1	251874	2_year_Existing	3900.00	5709.50	5711.69	5711.54	5712.40	0.008569	6.72	580.27	328.27	0.89
Reach-1	251874	5_year_Existing	8300.00	5709.50	5712.82	5712.69	5713.89	0.007310	8.42	1183.05	619.28	0.89
Reach-1	251874	10_year_Existing	12000.00	5709.50	5713.67		5714.89	0.006007	9.10	1715.68	636.71	0.84
Reach-1	251874	25_year_Existing	22000.00	5709.50	5715.77		5717.25	0.004094	10.18	3248.54	833.17	0.75
Reach-1	251874	50_year_Existing	28000.00	5709.50	5716.89		5718.46	0.003527	10.83	4240.26	948.13	0.71
Reach-1	251874	100_year_Existin	35000.00	5709.50	5718.19		5719.81	0.002945	10.90	5578.54	1159.42	0.67
Reach-1	251874	500_year_Existin	50000.00	5709.50	5720.01		5722.02	0.002891	12.35	7911.41	1442.63	0.69
Reach-1	251315	2_year_Existing	3900.00	5705.50	5708.09	5707.59	5708.73	0.005160	8.41	607.99	249.29	0.72
Reach-1	251315	5_year_Existing	8300.00	5705.50	5709.72		5710.73	0.004462	8.06	1029.78	267.96	0.72
Reach-1	251315	10_year_Existing	12000.00	5705.50	5710.72		5712.04	0.004347	9.22	1330.03	345.76	0.74
Reach-1	251315	25_year_Existing	22000.00	5705.50	5712.72		5714.81	0.004420	11.71	2228.08	537.27	0.79
Reach-1	251315	50_year_Existing	28000.00	5705.50	5713.68		5716.16	0.004472	12.86	2755.51	562.71	0.81
Reach-1	251315	100_year_Existin	35000.00	5705.50	5714.88	5713.99	5717.72	0.004266	13.82	3625.49	976.90	0.81
Reach-1	251315	500_year_Existin	50000.00	5705.50	5717.69		5720.32	0.002967	13.83	7495.28	1521.71	0.71
Reach-1	250374	2_year_Existing	4400.00	5701.50	5704.88		5705.34	0.002674	5.49	848.73	319.82	0.54
Reach-1	250374	5_year_Existing	9300.00	5701.50	5706.65		5707.49	0.002721	7.37	1476.67	410.55	0.59
Reach-1	250374	10_year_Existing	13000.00	5701.50	5707.72		5708.81	0.002711	8.41	1967.34	503.00	0.61
Reach-1	250374	25_year_Existing	22000.00	5701.50	5709.96		5711.53	0.002583	10.16	3175.92	587.01	0.63
Reach-1	250374	50_year_Existing	27000.00	5701.50	5710.80		5712.71	0.002768	11.23	3708.60	672.71	0.66

HEC-RAS Plan: Existing River: Fountain Creek Reach: Reach-1 (Continued)

Reach	River Sta	Profile	Q Total	Min Ch El	W.S. Elev	Crit W.S.	E.G. Elev	E.G. Slope	Vel Chnl	Flow Area	Top Width	Froude # Chl
			(cfs)	(ft)	(ft)	(ft)	(ft)	(ft/ft)	(ft/s)	(sq ft)	(ft)	
Reach-1	250374	100_year_Existin	34000.00	5701.50	5711.79		5714.20	0.003068	12.87	4419.49	772.23	0.71
Reach-1	250374	500_year_Existin	49000.00	5701.50	5713.13		5716.94	0.004123	15.98	5532.46	906.42	0.84
Reach-1	249660	2_year_Existing	4400.00	5699.52	5701.84	5701.79	5702.93	0.009554	8.38	525.08	227.85	0.97
Reach-1	249660	5_year_Existing	9300.00	5699.52	5703.27	5703.27	5705.11	0.008585	10.90	873.31	254.78	1.00
Reach-1	249660	10_year_Existing	13000.00	5699.52	5704.20	5704.20	5706.48	0.007930	12.16	1115.00	265.28	0.99
Reach-1	249660	25_year_Existing	22000.00	5699.52	5706.19	5706.19	5709.33	0.006838	14.32	1685.92	386.90	0.98
Reach-1	249660	50_year_Existing	27000.00	5699.52	5707.44	5707.44	5710.63	0.005576	14.52	2380.60	678.06	0.91
Reach-1	249660	100_year_Existin	34000.00	5699.52	5708.75	5708.75	5712.12	0.004984	15.19	3356.63	819.29	0.88
Reach-1	249660	500_year_Existin	49000.00	5699.52	5710.92	5710.92	5714.72	0.004511	16.64	5385.30	1053.06	0.87
Reach-1	249329	2_year_Existing	4400.00	5695.80	5698.48		5699.14	0.005209	6.50	678.55	289.38	0.73
Reach-1	249329	5_year_Existing	9300.00	5695.80	5700.16	5699.31	5701.17	0.004072	8.11	1248.81	392.52	0.70
Reach-1	249329	10_year_Existing	13000.00	5695.80	5701.25	5700.14	5702.45	0.003573	8.89	1712.84	459.40	0.69
Reach-1	249329	25_year_Existing	22000.00	5695.80	5703.59	5701.87	5705.11	0.002817	10.10	2959.05	803.37	0.65
Reach-1	249329	50_year_Existing	27000.00	5695.80	5704.70	5702.71	5706.35	0.002605	10.64	3649.32	632.45	0.64
Reach-1	249329	100_year_Existin	34000.00	5695.80	5706.05	5703.80	5707.97	0.002500	11.48	4521.28	805.78	0.64
Reach-1	249329	500_year_Existin	49000.00	5695.80	5707.62	5705.75	5710.30	0.002991	13.84	6149.87	1145.38	0.72
Reach-1	248874	2_year_Existing	4400.00	5693.50	5696.68		5697.25	0.003337	6.07	725.06	232.33	0.61
Reach-1	248874	5_year_Existing	9300.00	5693.50	5698.39		5699.45	0.003508	8.25	1137.00	276.83	0.66
Reach-1	248874	10_year_Existing	13000.00	5693.50	5699.41		5700.80	0.003574	9.48	1423.06	282.73	0.69
Reach-1	248874	25_year_Existing	22000.00	5693.50	5701.50	5700.02	5703.60	0.003614	11.70	2199.37	513.65	0.73
Reach-1	248874	50_year_Existing	27000.00	5693.50	5702.53	5701.14	5704.91	0.003531	12.54	2783.07	595.07	0.74
Reach-1	248874	100_year_Existin	34000.00	5693.50	5703.85	5702.59	5706.57	0.003403	13.50	3586.85	814.41	0.74
Reach-1	248874	500_year_Existin	49000.00	5693.50	5706.19		5708.95	0.002908	14.32	7474.39	1721.85	0.71
Reach-1	248374	2_year_Existing	4400.00	5691.50	5694.11		5694.97	0.006446	7.41	593.39	229.98	0.81
Reach-1	248374	5_year_Existing	9300.00	5691.50	5695.89		5697.15	0.006015	9.71	957.79	233.40	0.84
Reach-1	248374	10_year_Existing	13000.00	5691.50	5696.70	5696.16	5698.54	0.005689	10.88	1195.96	237.56	0.85
Reach-1	248374	25_year_Existing	22000.00	5691.50	5698.79	5698.14	5701.41	0.005158	13.01	1788.16	355.26	0.85
Reach-1	248374	50_year_Existing	27000.00	5691.50	5699.83	5699.15	5702.79	0.004897	13.86	2175.20	391.05	0.85
Reach-1	248374	100_year_Existin	34000.00	5691.50	5701.19	5700.40	5704.54	0.004574	14.84	2734.41	432.58	0.84
Reach-1	248374	500_year_Existin	49000.00	5691.50	5705.43		5707.55	0.002060	12.71	9151.07	1998.53	0.60
Reach-1	247874	2_year_Existing	4400.00	5688.80	5691.89		5692.50	0.003717	6.29	699.44	228.68	0.63
Reach-1	247874	5_year_Existing	9300.00	5688.80	5693.79		5694.83	0.003344	8.19	1135.74	229.97	0.65
Reach-1	247874	10_year_Existing	13000.00	5688.80	5694.96		5696.29	0.003211	9.25	1406.17	230.41	0.66
Reach-1	247874	25_year_Existing	22000.00	5688.80	5697.07	5695.40	5699.18	0.003424	11.64	1893.37	231.20	0.71
Reach-1	247874	50_year_Existing	27000.00	5688.80	5698.08	5696.36	5700.59	0.003511	12.73	2128.47	289.21	0.74
Reach-1	247874	100_year_Existin	34000.00	5688.80	5699.35	5697.61	5702.43	0.003825	14.09	3092.85	1231.24	0.77
Reach-1	247874	500_year_Existin	49000.00	5688.80	5701.73	5700.06	5705.97	0.003797	16.53	6768.80	1847.83	0.81
Reach-1	247374	2_year_Existing	4400.00	5686.81	5689.65		5690.37	0.004874	6.81	645.84	230.34	0.72
Reach-1	247374	5_year_Existing	9300.00	5686.81	5690.77	5690.54	5692.41	0.007158	10.27	948.95	349.12	0.92
Reach-1	247374	10_year_Existing	13000.00	5686.81	5691.46	5691.46	5693.77	0.008127	12.19	1225.95	453.02	1.00
Reach-1	247374	25_year_Existing	22000.00	5686.81	5693.39	5693.39	5696.66	0.007220	14.52	2490.27	891.40	1.00
Reach-1	247374	50_year_Existing	27000.00	5686.81	5694.34	5694.34	5698.08	0.006888	15.53	3447.06	1117.03	1.00
Reach-1	247374	100_year_Existin	34000.00	5686.81	5695.59	5695.59	5699.93	0.006495	16.73	5031.35	1371.67	1.00
Reach-1	247374	500_year_Existin	49000.00	5686.81	5697.97	5697.97	5703.49	0.006004	18.89	8305.70	1383.03	1.00
Reach-1	246874	2_year_Existing	4400.00	5683.75	5685.98	5685.81	5686.82	0.011233	7.35	598.28	285.02	0.89
Reach-1	246874	5_year_Existing	9300.00	5683.75	5687.41	5687.28	5688.49	0.007898	8.61	1611.68	1101.01	0.81
Reach-1	246874	10_year_Existing	13000.00	5683.75	5688.36	5688.08	5689.30	0.005632	8.49	2869.94	1456.21	0.71
Reach-1	246874	25_year_Existing	22000.00	5683.75	5690.35	5689.16	5691.10	0.003207	8.22	5784.36	1466.07	0.57
Reach-1	246874	50_year_Existing	27000.00	5683.75	5691.28	5689.61	5692.01	0.002746	8.33	7149.48	1470.66	0.54
Reach-1	246874	100_year_Existin	34000.00	5683.75	5692.46	5690.22	5693.20	0.002372	8.56	8890.77	1478.71	0.52
Reach-1	246874	500_year_Existin	49000.00	5683.75	5694.70	5691.29	5695.49	0.001963	9.10	12207.40	1488.78	0.49
Reach-1	246374	2_year_Existing	4400.00	5679.61	5682.84		5683.36	0.004472	5.80	758.83	258.67	0.60
Reach-1	246374	5_year_Existing	9300.00	5679.61	5684.44		5685.37	0.004924	7.75	1203.53	304.44	0.66
Reach-1	246374	10_year_Existing	13000.00	5679.61	5685.27		5686.54	0.005310	9.03	1470.37	336.48	0.71
Reach-1	246374	25_year_Existing	22000.00	5679.61	5686.85	5685.91	5688.85	0.005929	11.45	2413.41	844.67	0.79
Reach-1	246374	50_year_Existing	27000.00	5679.61	5687.57	5687.08	5689.89	0.006081	12.43	3069.84	1002.78	0.81
Reach-1	246374	100_year_Existin	34000.00	5679.61	5688.49		5691.19	0.006192	13.58	4116.98	1225.57	0.83
Reach-1	246374	500_year_Existin	49000.00	5679.61	5690.34		5693.64	0.006022	15.33	6616.27	1440.32	0.85
Reach-1	245874	2_year_Existing	4400.00	5677.50	5680.80		5681.26	0.003833	5.63	924.12	515.48	0.56
Reach-1	245874	5_year_Existing	9300.00	5677.50	5682.43		5683.18	0.003748	7.24	2094.37	840.97	0.59
Reach-1	245874	10_year_Existing	13000.00	5677.50	5683.27		5684.18	0.003847	8.18	2601.22	842.32	0.61
Reach-1	245874	25_year_Existing	22000.00	5677.50	5684.71		5686.08	0.004524	10.35	4010.01	844.62	0.69
Reach-1	245874	50_year_Existing	27000.00	5677.50	5685.43		5687.02	0.004668	11.23	4624.51	845.78	0.71
Reach-1	245874	100_year_Existin	34000.00	5677.50	5686.52		5688.29	0.004508	12.05	5541.03	847.52	0.72
Reach-1	245874	500_year_Existin	49000.00	5677.50	5688.79		5690.85	0.003979	13.21	7476.11	851.17	0.70
Reach-1	245374	2_year_Existing	4400.00	5675.12	5677.66	5677.36	5678.45	0.008945	7.17	648.29	290.44	0.82
Reach-1	245374	5_year_Existing	9300.00	5675.12	5679.05	5678.79	5680.41	0.008512	9.44	1210.43	585.05	0.86
Reach-1	245374	10_year_Existing	13000.00	5675.12	5679.99		5681.52	0.007402	10.22	1878.07	808.50	0.83
Reach-1	245374	25_year_Existing	22000.00	5675.12	5682.12		5683.68	0.005022	10.80	3613.91	880.56	0.73
Reach-1	245374	50_year_Existing	27000.00	5675.12	5683.20		5684.77	0.004314	11.03	4564.59	884.63	0.69
Reach-1	245374	100_year_Existin	34000.00	5675.12	5684.81		5686.21	0.003661	11.34	5818.43	889.98	0.65

HEC-RAS Plan: Existing River: Fountain Creek Reach: Reach-1 (Continued)

Reach	River Sta	Profile	Q Total	Min Ch El	W.S. Elev	Crit W.S.	E.G. Elev	E.G. Slope	Vel Chnl	Flow Area	Top Width	Froude # Chl
			(cfs)	(ft)	(ft)	(ft)	(ft)	(ft/ft)	(ft/s)	(sq ft)	(ft)	
Reach-1	245374	500_year_Existin	49000.00	5675.12	5687.35		5689.06	0.002902	11.99	8267.34	899.81	0.61
Reach-1	244839	2_year_Existing	4400.00	5671.53	5674.78		5675.28	0.004022	5.66	796.70	296.17	0.57
Reach-1	244839	5_year_Existing	9300.00	5671.53	5676.79		5677.55	0.003293	7.08	1509.41	423.42	0.56
Reach-1	244839	10_year_Existing	13000.00	5671.53	5678.01		5678.94	0.003018	7.84	2049.79	504.77	0.56
Reach-1	244839	25_year_Existing	22000.00	5671.53	5680.52		5681.71	0.002548	9.05	3498.12	730.19	0.54
Reach-1	244839	50_year_Existing	27000.00	5671.53	5681.73		5683.01	0.002370	9.51	4383.30	736.51	0.53
Reach-1	244839	100_year_Existin	34000.00	5671.53	5683.26		5684.66	0.002203	10.09	5514.67	744.51	0.53
Reach-1	244839	500_year_Existin	49000.00	5671.53	5686.12		5687.76	0.001998	11.15	7658.31	755.16	0.52
Reach-1	244374	2_year_Existing	4400.00	5669.50	5673.96		5674.20	0.001341	3.95	1293.70	406.33	0.34
Reach-1	244374	5_year_Existing	9300.00	5669.50	5676.07		5676.48	0.001421	5.33	2215.32	447.52	0.38
Reach-1	244374	10_year_Existing	13000.00	5669.50	5677.35		5677.88	0.001436	6.08	2791.63	454.43	0.39
Reach-1	244374	25_year_Existing	22000.00	5669.50	5679.89		5680.71	0.001488	7.53	4144.61	561.95	0.42
Reach-1	244374	50_year_Existing	27000.00	5669.50	5681.11		5682.04	0.001484	8.12	4831.63	566.81	0.43
Reach-1	244374	100_year_Existin	34000.00	5669.50	5682.63		5683.73	0.001495	8.88	5699.13	575.39	0.44
Reach-1	244374	500_year_Existin	49000.00	5669.50	5685.43		5686.89	0.001547	10.31	7367.44	616.96	0.46
Reach-1	243955	2_year_Existing	4400.00	5669.50	5672.53		5673.16	0.005329	6.39	689.10	230.24	0.65
Reach-1	243955	5_year_Existing	9300.00	5669.50	5674.21		5675.36	0.005492	8.62	1078.95	241.49	0.71
Reach-1	243955	10_year_Existing	13000.00	5669.50	5675.22		5676.73	0.005528	9.87	1351.83	299.46	0.73
Reach-1	243955	25_year_Existing	22000.00	5669.50	5677.04	5676.17	5679.43	0.006077	12.48	1989.87	401.25	0.81
Reach-1	243955	50_year_Existing	27000.00	5669.50	5677.86		5680.72	0.006387	13.71	2334.70	447.07	0.84
Reach-1	243955	100_year_Existin	34000.00	5669.50	5678.95	5678.47	5682.36	0.006510	15.04	2846.95	479.23	0.87
Reach-1	243955	500_year_Existin	49000.00	5669.50	5681.15		5685.44	0.006368	17.12	3948.81	526.39	0.89
Reach-1	243820	2_year_Existing	4400.00	5667.50	5670.20	5669.77	5671.00	0.007885	7.20	610.81	228.33	0.78
Reach-1	243820	5_year_Existing	9300.00	5667.50	5671.80		5673.20	0.007502	9.51	977.88	230.47	0.81
Reach-1	243820	10_year_Existing	13000.00	5667.50	5672.79	5672.18	5674.58	0.007322	10.78	1244.74	329.43	0.83
Reach-1	243820	25_year_Existing	22000.00	5667.50	5674.80	5674.33	5677.29	0.006710	12.81	2108.20	485.55	0.84
Reach-1	243820	50_year_Existing	27000.00	5667.50	5675.80		5678.55	0.006353	13.59	2574.57	488.11	0.83
Reach-1	243820	100_year_Existin	34000.00	5667.50	5677.10		5680.17	0.005958	14.50	3183.12	471.43	0.83
Reach-1	243820	500_year_Existin	49000.00	5667.50	5679.56		5683.30	0.005472	16.20	4364.99	498.12	0.82
Reach-1	242950	2_year_Existing	4400.00	5663.50	5666.84		5667.35	0.003839	5.72	769.45	237.47	0.56
Reach-1	242950	5_year_Existing	9300.00	5663.50	5668.79		5669.66	0.003624	7.50	1254.08	280.17	0.58
Reach-1	242950	10_year_Existing	13000.00	5663.50	5669.95		5671.07	0.003554	8.50	1613.97	339.98	0.60
Reach-1	242950	25_year_Existing	22000.00	5663.50	5672.29		5673.91	0.003420	10.30	2467.98	388.24	0.62
Reach-1	242950	50_year_Existing	27000.00	5663.50	5673.39		5675.25	0.003384	11.11	2910.09	413.75	0.63
Reach-1	242950	100_year_Existin	34000.00	5663.50	5674.80		5676.98	0.003344	12.09	3513.25	444.93	0.64
Reach-1	242950	500_year_Existin	49000.00	5663.50	5677.46		5680.23	0.003255	13.76	4736.59	488.62	0.65
Reach-1	242428	2_year_Existing	4400.00	5661.50	5665.04		5665.51	0.003215	5.49	801.30	227.87	0.52
Reach-1	242428	5_year_Existing	9300.00	5661.50	5666.62		5667.61	0.004228	8.00	1179.91	276.08	0.63
Reach-1	242428	10_year_Existing	13000.00	5661.50	5667.47		5668.88	0.004898	9.55	1433.06	319.18	0.69
Reach-1	242428	25_year_Existing	22000.00	5661.50	5669.01		5671.45	0.006317	12.65	2014.89	405.12	0.82
Reach-1	242428	50_year_Existing	27000.00	5661.50	5669.76	5669.26	5672.72	0.006789	13.98	2320.58	408.82	0.86
Reach-1	242428	100_year_Existin	34000.00	5661.50	5670.75	5670.46	5674.38	0.007216	15.54	2724.77	412.39	0.90
Reach-1	242428	500_year_Existin	49000.00	5661.50	5672.65	5672.65	5677.52	0.007706	18.21	3518.86	419.29	0.96
Reach-1	241874	2_year_Existing	4400.00	5659.28	5661.61	5661.44	5662.48	0.010686	7.45	590.96	272.64	0.89
Reach-1	241874	5_year_Existing	9300.00	5659.28	5663.21	5662.75	5664.48	0.007793	9.06	1072.18	368.79	0.82
Reach-1	241874	10_year_Existing	13000.00	5659.28	5664.25	5663.63	5665.73	0.006648	9.84	1530.81	542.50	0.79
Reach-1	241874	25_year_Existing	22000.00	5659.28	5666.57		5668.24	0.004636	10.68	2802.12	550.78	0.70
Reach-1	241874	50_year_Existing	27000.00	5659.28	5667.70		5669.47	0.004134	11.12	3423.73	554.78	0.68
Reach-1	241874	100_year_Existin	34000.00	5659.28	5669.15		5671.08	0.003682	11.69	4232.29	559.96	0.66
Reach-1	241874	500_year_Existin	49000.00	5659.28	5671.79	5669.00	5674.09	0.003266	12.93	5727.55	582.86	0.65
Reach-1	241374	2_year_Existing	4400.00	5655.50	5658.89		5659.41	0.003724	5.75	765.78	226.26	0.55
Reach-1	241374	5_year_Existing	9300.00	5655.50	5660.72		5661.69	0.003959	7.88	1184.18	231.20	0.61
Reach-1	241374	10_year_Existing	13000.00	5655.50	5661.84		5663.12	0.004037	9.06	1457.39	256.80	0.63
Reach-1	241374	25_year_Existing	22000.00	5655.50	5664.09		5666.03	0.004125	11.22	2227.98	473.92	0.67
Reach-1	241374	50_year_Existing	27000.00	5655.50	5665.15		5667.37	0.004110	12.09	2730.99	480.38	0.69
Reach-1	241374	100_year_Existin	34000.00	5655.50	5666.54		5669.09	0.004017	13.08	3419.39	521.69	0.69
Reach-1	241374	500_year_Existin	49000.00	5655.50	5669.21		5672.27	0.003740	14.59	4971.19	636.02	0.69
Reach-1	240874	2_year_Existing	4400.00	5653.50	5656.51		5657.16	0.005501	6.46	680.77	227.67	0.66
Reach-1	240874	5_year_Existing	9300.00	5653.50	5658.34		5659.45	0.005002	8.46	1101.60	231.17	0.68
Reach-1	240874	10_year_Existing	13000.00	5653.50	5659.50		5660.91	0.004781	9.54	1369.19	233.46	0.69
Reach-1	240874	25_year_Existing	22000.00	5653.50	5661.85		5663.88	0.004450	11.49	2142.18	433.51	0.70
Reach-1	240874	50_year_Existing	27000.00	5653.50	5663.03		5665.29	0.004194	12.18	2669.01	455.98	0.70
Reach-1	240874	100_year_Existin	34000.00	5653.50	5664.61		5667.11	0.003856	12.94	3411.96	492.03	0.69
Reach-1	240874	500_year_Existin	49000.00	5653.50	5667.51		5670.44	0.003429	14.25	4964.23	577.12	0.67
Reach-1	240483	2_year_Existing	4400.00	5651.50	5655.03		5655.49	0.003188	5.44	809.05	234.07	0.52
Reach-1	240483	5_year_Existing	9300.00	5651.50	5657.01		5657.84	0.003158	7.30	1278.27	241.12	0.55
Reach-1	240483	10_year_Existing	13000.00	5651.50	5658.25		5659.32	0.003105	8.30	1579.73	247.26	0.57
Reach-1	240483	25_year_Existing	22000.00	5651.50	5660.88		5662.31	0.003123	10.25	2240.88	293.22	0.60
Reach-1	240483	50_year_Existing	27000.00	5651.50	5661.89		5663.78	0.003081	11.07	2599.36	299.57	0.61
Reach-1	240483	100_year_Existin	34000.00	5651.50	5663.48		5665.70	0.003010	12.03	3083.59	313.94	0.62
Reach-1	240483	500_year_Existin	49000.00	5651.50	5666.08		5669.13	0.003189	14.14	4020.42	403.54	0.65

HEC-RAS Plan: Existing River: Fountain Creek Reach: Reach-1 (Continued)

Reach	River Sta	Profile	Q Total	Min Ch El	W.S. Elev	Crit W.S.	E.G. Elev	E.G. Slope	Vel Chnl	Flow Area	Top Width	Froude # Chl
			(cfs)	(ft)	(ft)	(ft)	(ft)	(ft/ft)	(ft/s)	(sq ft)	(ft)	
Reach-1	239649	2_year_Existing	4400.00	5647.50	5651.01	5650.36	5651.82	0.006336	7.21	612.52	197.97	0.71
Reach-1	239649	5_year_Existing	9300.00	5647.50	5653.00	5652.00	5654.35	0.005621	9.34	1032.40	230.93	0.72
Reach-1	239649	10_year_Existing	13000.00	5647.50	5654.27	5653.08	5655.95	0.005241	10.43	1353.87	296.08	0.73
Reach-1	239649	25_year_Existing	22000.00	5647.50	5657.08		5659.23	0.004254	11.97	2220.73	315.90	0.69
Reach-1	239649	50_year_Existing	27000.00	5647.50	5658.41		5660.61	0.004002	12.70	2645.01	320.87	0.69
Reach-1	239649	100_year_Existin	34000.00	5647.50	5660.19		5662.88	0.003688	13.52	3291.25	698.75	0.68
Reach-1	239649	500_year_Existin	49000.00	5647.50	5663.55		5666.48	0.003076	14.50	5706.59	736.62	0.64
Reach-1	237704	2_year_Existing	4400.00	5637.50	5642.16		5642.85	0.003486	6.64	666.79	189.67	0.56
Reach-1	237704	5_year_Existing	9300.00	5637.50	5644.81		5645.83	0.003481	8.91	1145.48	202.19	0.60
Reach-1	237704	10_year_Existing	13000.00	5637.50	5646.08		5647.68	0.003510	10.19	1449.03	218.57	0.62
Reach-1	237704	25_year_Existing	22000.00	5637.50	5648.68		5651.19	0.003985	12.99	2188.03	330.82	0.69
Reach-1	237704	50_year_Existing	27000.00	5637.50	5649.84		5652.83	0.004144	14.19	2578.53	363.35	0.72
Reach-1	237704	100_year_Existin	34000.00	5637.50	5651.14		5654.84	0.004539	15.90	3098.90	410.90	0.77
Reach-1	237704	500_year_Existin	49000.00	5637.50	5653.33		5658.51	0.005354	19.10	4014.99	428.16	0.85
Reach-1	237176	2_year_Existing	4400.00	5635.50	5640.90		5641.29	0.002285	5.02	886.01	198.06	0.40
Reach-1	237176	5_year_Existing	9300.00	5635.50	5643.41		5644.15	0.002470	6.91	1432.53	243.88	0.45
Reach-1	237176	10_year_Existing	13000.00	5635.50	5644.98		5645.93	0.002473	7.87	1895.84	326.05	0.47
Reach-1	237176	25_year_Existing	22000.00	5635.50	5647.85		5649.13	0.002784	9.96	2807.49	359.67	0.52
Reach-1	237176	50_year_Existing	27000.00	5635.50	5648.88		5650.64	0.002933	10.93	3421.21	558.31	0.54
Reach-1	237176	100_year_Existin	34000.00	5635.50	5650.36		5652.41	0.003034	11.96	4265.77	581.12	0.56
Reach-1	237176	500_year_Existin	49000.00	5635.50	5652.99		5655.57	0.003227	13.81	5841.59	617.95	0.59
Reach-1	236534	2_year_Existing	4400.00	5633.66	5637.66	5636.89	5638.46	0.011266	7.22	638.28	215.10	0.68
Reach-1	236534	5_year_Existing	9300.00	5633.66	5639.11	5638.65	5640.82	0.015310	10.62	972.83	247.32	0.84
Reach-1	236534	10_year_Existing	13000.00	5633.66	5639.76	5639.76	5642.31	0.019464	13.01	1139.72	263.21	0.97
Reach-1	236534	25_year_Existing	22000.00	5633.66	5642.19	5642.19	5645.42	0.015854	14.85	1908.85	376.81	0.92
Reach-1	236534	50_year_Existing	27000.00	5633.66	5643.18	5643.18	5646.80	0.015357	15.89	2291.08	396.87	0.93
Reach-1	236534	100_year_Existin	34000.00	5633.66	5644.52	5644.52	5648.54	0.014550	16.96	2835.14	415.40	0.93
Reach-1	236534	500_year_Existin	49000.00	5633.66	5647.47		5651.82	0.011819	18.07	4102.96	443.44	0.87
Reach-1	236102	2_year_Existing	4400.00	5629.50	5632.63		5633.71	0.010616	8.74	627.41	262.29	0.91
Reach-1	236102	5_year_Existing	9300.00	5629.50	5634.46		5636.01	0.008318	10.70	1167.90	306.00	0.88
Reach-1	236102	10_year_Existing	13000.00	5629.50	5635.87	5635.05	5637.53	0.006380	11.19	1606.48	317.66	0.80
Reach-1	236102	25_year_Existing	22000.00	5629.50	5639.04	5636.98	5640.98	0.004315	12.19	2737.27	423.57	0.71
Reach-1	236102	50_year_Existing	27000.00	5629.50	5640.92	5637.89	5642.76	0.003298	12.05	3580.08	477.54	0.64
Reach-1	236102	100_year_Existin	34000.00	5629.50	5643.28	5639.62	5645.01	0.002501	11.94	4788.38	545.63	0.57
Reach-1	236102	500_year_Existin	49000.00	5629.50	5647.92		5649.48	0.001638	11.77	7465.07	595.29	0.49
Reach-1	235578	2_year_Existing	4400.00	5625.50	5630.09		5630.64	0.003384	5.95	739.19	198.16	0.54
Reach-1	235578	5_year_Existing	9300.00	5625.50	5632.83		5633.64	0.002425	7.25	1335.68	238.52	0.50
Reach-1	235578	10_year_Existing	13000.00	5625.50	5634.57		5635.53	0.002112	7.93	1788.00	287.28	0.49
Reach-1	235578	25_year_Existing	22000.00	5625.50	5638.21		5639.42	0.001686	9.04	2864.63	302.65	0.46
Reach-1	235578	50_year_Existing	27000.00	5625.50	5640.17		5641.46	0.001486	9.40	3466.19	308.76	0.45
Reach-1	235578	100_year_Existin	34000.00	5625.50	5642.52		5643.98	0.001365	10.00	4199.04	316.19	0.44
Reach-1	235578	500_year_Existin	49000.00	5625.50	5646.91		5648.71	0.001245	11.20	5627.72	350.02	0.44
Reach-1	235457	2_year_Existing	4400.00	5622.62	5629.82	5627.66	5630.31	0.002014	5.62	796.60	170.67	0.44
Reach-1	235457	5_year_Existing	9300.00	5622.62	5632.38	5629.61	5633.32	0.002277	7.83	1256.70	187.92	0.50
Reach-1	235457	10_year_Existing	13000.00	5622.62	5633.94	5630.82	5635.18	0.002366	9.03	1558.18	198.58	0.52
Reach-1	235457	25_year_Existing	22000.00	5622.62	5637.08	5633.40	5638.98	0.002480	11.24	2218.00	223.08	0.56
Reach-1	235457	50_year_Existing	27000.00	5622.62	5638.91	5634.64	5641.01	0.002313	11.90	2634.98	233.84	0.58
Reach-1	235457	100_year_Existin	34000.00	5622.62	5641.04	5636.21	5643.48	0.002245	12.87	3145.57	249.27	0.58
Reach-1	235457	500_year_Existin	49000.00	5622.62	5644.90	5639.33	5648.10	0.002247	14.83	4112.95	332.31	0.58
Reach-1	235425		Bridge									
Reach-1	235360	2_year_Existing	4400.00	5623.00	5628.00	5628.00	5629.51	0.012713	9.84	447.00	150.58	1.01
Reach-1	235360	5_year_Existing	9300.00	5623.00	5629.99	5629.99	5632.37	0.010353	12.38	751.41	168.78	0.99
Reach-1	235360	10_year_Existing	13000.00	5623.00	5631.23	5631.23	5634.15	0.009460	13.76	980.19	184.58	0.98
Reach-1	235360	25_year_Existing	22000.00	5623.00	5633.82	5633.82	5637.77	0.008135	16.13	1499.30	215.47	0.96
Reach-1	235360	50_year_Existing	27000.00	5623.00	5635.09	5635.09	5639.50	0.007626	17.10	1782.81	240.10	0.95
Reach-1	235360	100_year_Existin	34000.00	5623.00	5635.80	5636.66	5641.80	0.009507	19.99	1945.33	257.21	1.08
Reach-1	235360	500_year_Existin	49000.00	5623.00	5639.56	5639.56	5645.83	0.006845	20.73	2836.54	333.48	0.96
Reach-1	235159	2_year_Existing	4400.00	5623.50	5627.20	5625.76	5627.61	0.002707	5.17	852.33	237.90	0.48
Reach-1	235159	5_year_Existing	9300.00	5623.50	5629.13	5627.22	5629.91	0.002690	7.10	1318.33	244.44	0.53
Reach-1	235159	10_year_Existing	13000.00	5623.50	5630.28	5628.13	5631.33	0.003000	8.20	1602.58	249.64	0.56
Reach-1	235159	25_year_Existing	22000.00	5623.50	5632.73	5630.03	5634.32	0.003012	10.12	2239.25	274.23	0.59
Reach-1	235159	50_year_Existing	27000.00	5623.50	5634.05	5630.99	5635.85	0.002879	10.83	2609.62	288.64	0.59
Reach-1	235159	100_year_Existin	34000.00	5623.50	5635.73	5632.22	5637.82	0.002751	11.69	3111.53	310.07	0.59
Reach-1	235159	500_year_Existin	49000.00	5623.50	5639.01	5634.63	5641.61	0.002509	13.09	4196.13	351.68	0.59
Reach-1	234621	2_year_Existing	4400.00	5621.50	5624.48		5625.13	0.009398	6.49	677.48	231.09	0.67
Reach-1	234621	5_year_Existing	9300.00	5621.50	5626.27		5627.39	0.008580	8.49	1100.80	243.94	0.69
Reach-1	234621	10_year_Existing	13000.00	5621.50	5627.61		5628.92	0.007198	9.19	1454.81	275.55	0.66
Reach-1	234621	25_year_Existing	22000.00	5621.50	5630.70		5632.25	0.005020	10.10	2336.22	298.80	0.59
Reach-1	234621	50_year_Existing	27000.00	5621.50	5632.24		5633.91	0.004440	10.54	2817.21	332.08	0.57
Reach-1	234621	100_year_Existin	34000.00	5621.50	5634.19		5635.99	0.003864	11.00	3567.60	432.47	0.55

HEC-RAS Plan: Existing River: Fountain Creek Reach: Reach-1 (Continued)

Reach	River Sta	Profile	Q Total	Min Ch El	W.S. Elev	Crit W.S.	E.G. Elev	E.G. Slope	Vel Chnl	Flow Area	Top Width	Froude # Chl
			(cfs)	(ft)	(ft)	(ft)	(ft)	(ft/ft)	(ft/s)	(sq ft)	(ft)	
Reach-1	234621	500_year_Existin	49000.00	5621.50	5637.98		5639.92	0.003070	11.68	5475.20	737.89	0.51
Reach-1	234234	2_year_Existing	4400.00	5618.44	5621.95		5622.39	0.005307	5.30	830.61	251.52	0.51
Reach-1	234234	5_year_Existing	9300.00	5618.44	5624.83		5625.36	0.003044	5.85	1591.28	276.74	0.43
Reach-1	234234	10_year_Existing	13000.00	5618.44	5626.56		5627.18	0.002501	6.30	2083.18	292.42	0.40
Reach-1	234234	25_year_Existing	22000.00	5618.44	5630.05		5630.86	0.001996	7.25	3159.46	324.08	0.38
Reach-1	234234	50_year_Existing	27000.00	5618.44	5631.72		5632.62	0.001863	7.69	3710.78	339.10	0.38
Reach-1	234234	100_year_Existin	34000.00	5618.44	5633.77		5634.79	0.001745	8.22	4777.23	560.68	0.38
Reach-1	234234	500_year_Existin	49000.00	5618.44	5637.72		5638.88	0.001506	8.94	7735.22	896.90	0.36
Reach-1	233977	2_year_Existing	4400.00	5613.56	5620.79	5618.30	5621.27	0.003526	5.58	789.06	162.09	0.44
Reach-1	233977	5_year_Existing	9300.00	5613.56	5623.60	5620.60	5624.43	0.003546	7.33	1284.07	192.95	0.48
Reach-1	233977	10_year_Existing	13000.00	5613.56	5625.19	5621.87	5626.27	0.003568	8.38	1815.63	254.22	0.49
Reach-1	233977	25_year_Existing	22000.00	5613.56	5628.42	5624.30	5629.98	0.003486	10.15	2481.17	269.60	0.51
Reach-1	233977	50_year_Existing	27000.00	5613.56	5629.94	5625.56	5631.72	0.003441	10.94	2878.34	277.72	0.52
Reach-1	233977	100_year_Existin	34000.00	5613.56	5631.71	5627.19	5633.84	0.003541	12.03	3375.75	578.90	0.54
Reach-1	233977	500_year_Existin	49000.00	5613.56	5634.98	5629.86	5637.80	0.003709	14.00	4343.45	757.97	0.57
Reach-1	233854		Bridge									
Reach-1	233698	2_year_Existing	4400.00	5613.61	5618.90	5618.34	5620.11	0.005843	8.80	500.17	135.92	0.81
Reach-1	233698	5_year_Existing	9300.00	5613.61	5620.74	5620.65	5622.99	0.007427	12.03	773.35	181.00	0.97
Reach-1	233698	10_year_Existing	13000.00	5613.61	5621.92	5621.92	5624.71	0.007452	13.42	969.98	173.14	0.99
Reach-1	233698	25_year_Existing	22000.00	5613.61	5624.35	5624.35	5628.23	0.006493	15.81	1423.28	236.68	0.98
Reach-1	233698	50_year_Existing	27000.00	5613.61	5625.69	5625.69	5629.94	0.005808	16.58	1752.22	368.74	0.95
Reach-1	233698	100_year_Existin	34000.00	5613.61	5627.31	5627.31	5631.99	0.005266	17.55	2296.20	564.87	0.93
Reach-1	233698	500_year_Existin	49000.00	5613.61	5630.10	5630.10	5635.78	0.004859	19.60	3262.70	808.48	0.93
Reach-1	233157	2_year_Existing	4400.00	5613.61	5618.57	5615.88	5617.24	0.004147	6.54	673.97	229.41	0.67
Reach-1	233157	5_year_Existing	9300.00	5613.61	5618.11	5617.33	5619.39	0.004600	9.10	1026.56	230.98	0.76
Reach-1	233157	10_year_Existing	13000.00	5613.61	5618.99	5618.27	5620.74	0.004923	10.62	1231.90	231.89	0.81
Reach-1	233157	25_year_Existing	22000.00	5613.61	5619.47	5620.42	5623.70	0.010633	16.51	1341.96	232.38	1.20
Reach-1	233157	50_year_Existing	27000.00	5613.61	5620.05	5621.47	5625.31	0.011640	18.41	1492.15	494.02	1.28
Reach-1	233157	100_year_Existin	34000.00	5613.61	5620.86	5622.68	5627.30	0.012285	20.46	1895.12	508.51	1.34
Reach-1	233157	500_year_Existin	49000.00	5613.61	5625.82	5624.94	5629.60	0.003855	18.24	4686.82	610.04	0.82
Reach-1	232504	2_year_Existing	4400.00	5609.80	5612.09	5612.09	5613.19	0.010009	8.41	523.05	234.25	0.99
Reach-1	232504	5_year_Existing	9300.00	5609.80	5613.52	5613.52	5615.33	0.008570	10.80	862.36	238.13	1.00
Reach-1	232504	10_year_Existing	13000.00	5609.80	5614.46	5614.46	5616.70	0.007810	12.01	1088.77	240.12	0.99
Reach-1	232504	25_year_Existing	22000.00	5609.80	5616.31	5616.31	5619.56	0.007241	14.48	1537.49	259.77	1.01
Reach-1	232504	50_year_Existing	27000.00	5609.80	5617.31	5617.31	5620.97	0.006712	15.36	1808.11	275.27	0.99
Reach-1	232504	100_year_Existin	34000.00	5609.80	5618.55	5618.55	5622.81	0.006377	16.59	2158.78	290.97	0.99
Reach-1	232504	500_year_Existin	49000.00	5609.80	5620.92	5620.92	5626.35	0.005891	18.74	2939.97	450.65	0.99
Reach-1	231901	2_year_Existing	4400.00	5605.50	5608.50	5607.77	5609.03	0.003778	5.85	752.10	280.40	0.63
Reach-1	231901	5_year_Existing	9300.00	5605.50	5610.38	5609.11	5611.17	0.002935	7.25	1284.62	290.22	0.60
Reach-1	231901	10_year_Existing	13000.00	5605.50	5611.49	5609.91	5612.51	0.002698	8.09	1616.27	293.81	0.60
Reach-1	231901	25_year_Existing	22000.00	5605.50	5613.69	5611.60	5615.19	0.002564	9.82	2269.91	300.76	0.62
Reach-1	231901	50_year_Existing	27000.00	5605.50	5614.76	5612.42	5616.50	0.002513	10.60	2623.10	381.75	0.63
Reach-1	231901	100_year_Existin	34000.00	5605.50	5616.02	5613.50	5618.13	0.002563	11.68	3113.28	489.92	0.65
Reach-1	231901	500_year_Existin	49000.00	5605.50	5618.52	5615.59	5621.16	0.002435	13.20	5280.31	1075.61	0.65
Reach-1	231398	2_year_Existing	4400.00	5603.50	5607.45	5605.80	5607.80	0.001585	4.73	929.38	247.79	0.43
Reach-1	231398	5_year_Existing	9300.00	5603.50	5609.26	5607.25	5609.96	0.001911	6.75	1390.36	262.90	0.50
Reach-1	231398	10_year_Existing	13000.00	5603.50	5610.36	5608.14	5611.32	0.002036	7.86	1706.88	366.62	0.54
Reach-1	231398	25_year_Existing	22000.00	5603.50	5612.43	5610.00	5613.96	0.002302	10.01	2684.57	686.95	0.60
Reach-1	231398	50_year_Existing	27000.00	5603.50	5613.48	5610.98	5615.28	0.002339	10.88	3310.95	768.54	0.61
Reach-1	231398	100_year_Existin	34000.00	5603.50	5614.57	5612.21	5616.83	0.002562	12.23	4033.77	843.83	0.65
Reach-1	231398	500_year_Existin	49000.00	5603.50	5618.59	5614.47	5619.77	0.002923	14.83	5565.55	978.50	0.72
Reach-1	230874	2_year_Existing	4400.00	5602.67	5604.95	5604.95	5606.02	0.010277	8.28	531.50	249.98	1.00
Reach-1	230874	5_year_Existing	9300.00	5602.67	5606.37	5606.37	5608.04	0.008334	10.38	919.31	300.94	0.98
Reach-1	230874	10_year_Existing	13000.00	5602.67	5607.15	5607.15	5609.30	0.008227	11.80	1160.43	312.37	1.01
Reach-1	230874	25_year_Existing	22000.00	5602.67	5609.02	5609.02	5611.89	0.006885	13.74	1757.49	425.43	0.98
Reach-1	230874	50_year_Existing	27000.00	5602.67	5609.81	5609.81	5613.17	0.006866	14.88	2020.14	449.15	1.00
Reach-1	230874	100_year_Existin	34000.00	5602.67	5611.24	5611.24	5614.77	0.005703	15.36	2728.65	730.37	0.94
Reach-1	230874	500_year_Existin	49000.00	5602.67	5613.34	5613.34	5617.64	0.005291	17.18	3849.02	812.86	0.94
Reach-1	230374	2_year_Existing	4700.00	5599.50	5602.57	5601.68	5603.00	0.003007	5.27	925.96	391.97	0.56
Reach-1	230374	5_year_Existing	9100.00	5599.50	5604.20	5602.75	5604.80	0.002282	6.29	1584.83	414.49	0.53
Reach-1	230374	10_year_Existing	12000.00	5599.50	5605.05	5603.32	5605.77	0.002163	6.69	1940.79	424.41	0.53
Reach-1	230374	25_year_Existing	21000.00	5599.50	5607.07	5604.85	5608.18	0.002164	8.58	2916.64	624.54	0.56
Reach-1	230374	50_year_Existing	27000.00	5599.50	5608.15	5605.73	5609.47	0.002179	9.45	3693.04	791.67	0.58
Reach-1	230374	100_year_Existin	34000.00	5599.50	5609.32	5606.75	5610.82	0.002116	10.17	4631.38	806.90	0.58
Reach-1	230374	500_year_Existin	51000.00	5599.50	5611.77	5609.10	5613.82	0.002011	11.57	6643.48	835.65	0.59
Reach-1	229874	2_year_Existing	4700.00	5597.50	5600.81		5601.41	0.003281	6.22	756.16	232.29	0.61
Reach-1	229874	5_year_Existing	9100.00	5597.50	5602.45		5603.43	0.003145	7.98	1234.46	520.38	0.63
Reach-1	229874	10_year_Existing	12000.00	5597.50	5603.23		5604.42	0.003203	8.88	1656.11	564.15	0.66
Reach-1	229874	25_year_Existing	21000.00	5597.50	5605.41		5606.91	0.002816	10.35	3137.74	735.41	0.65
Reach-1	229874	50_year_Existing	27000.00	5597.50	5606.68		5608.26	0.002565	10.91	4077.68	749.51	0.64

HEC-RAS Plan: Existing River: Fountain Creek Reach: Reach-1 (Continued)

Reach	River Sta	Profile	Q Total	Min Ch El	W.S. Elev	Crit W.S.	E.G. Elev	E.G. Slope	Vel Chnl	Flow Area	Top Width	Froude # Chl
			(cfs)	(ft)	(ft)	(ft)	(ft)	(ft/ft)	(ft/s)	(sq ft)	(ft)	
Reach-1	229374	[illegible]	34000.00	5597.50	5607.84		5609.63	0.002548	11.77	4965.14	782.75	0.65
Reach-1	229374	[illegible]	51000.00	5597.50	5610.39		5612.50	0.002382	13.20	6987.92	800.27	0.65
Reach-1	229374	[illegible]	4700.00	5595.50	5598.13	5597.86	5599.06	0.007064	7.72	608.58	239.53	0.85
Reach-1	229374	[illegible]	9100.00	5595.50	5599.15	5599.15	5600.91	0.008659	10.64	867.12	284.33	1.00
Reach-1	229374	10_year_Existing	12000.00	5595.50	5599.92	5599.92	5601.96	0.007776	11.49	1105.53	336.54	0.98
Reach-1	229374	25_year_Existing	21000.00	5595.50	5601.76	5601.76	5604.66	0.006971	13.81	1755.57	367.91	0.98
Reach-1	229374	50_year_Existing	27000.00	5595.50	5603.07	5603.07	5606.24	0.005944	14.51	2364.83	571.99	0.94
Reach-1	229374	100_year_Existin	34000.00	5595.50	5604.54	5604.54	5607.77	0.004891	14.84	3429.63	777.09	0.88
Reach-1	229374	500_year_Existin	51000.00	5595.50	5606.65	5606.65	5610.87	0.004847	17.02	5086.10	793.22	0.90
Reach-1	228874	2_year_Existing	4700.00	5591.50	5593.81	5593.81	5594.86	0.010067	8.24	580.43	287.93	0.99
Reach-1	228874	5_year_Existing	9100.00	5591.50	5595.00	5595.00	5596.57	0.008473	10.14	984.56	355.49	0.98
Reach-1	228874	10_year_Existing	12000.00	5591.50	5595.40	5595.65	5597.55	0.010013	11.89	1126.91	359.89	1.09
Reach-1	228874	25_year_Existing	21000.00	5591.50	5596.65	5597.35	5600.21	0.011374	15.37	1803.06	405.56	1.21
Reach-1	228874	50_year_Existing	27000.00	5591.50	5597.23	5598.35	5601.87	0.012836	17.59	1843.63	414.22	1.31
Reach-1	228874	100_year_Existin	34000.00	5591.50	5597.91	5599.39	5603.68	0.013782	19.66	2125.04	423.78	1.39
Reach-1	228874	500_year_Existin	51000.00	5591.50	5600.13	5601.68	5606.91	0.010924	21.45	3093.28	503.30	1.30
Reach-1	228374	2_year_Existing	4700.00	5587.50	5590.62	5589.78	5591.12	0.003374	5.88	1197.51	735.95	0.61
Reach-1	228374	5_year_Existing	9100.00	5587.50	5591.96	5591.02	5592.71	0.003230	7.39	2250.33	835.24	0.63
Reach-1	228374	10_year_Existing	12000.00	5587.50	5592.72	5591.62	5593.61	0.003142	8.13	2953.15	1003.50	0.64
Reach-1	228374	25_year_Existing	21000.00	5587.50	5594.66	5593.14	5595.88	0.002916	9.73	5262.55	1369.42	0.65
Reach-1	228374	50_year_Existing	27000.00	5587.50	5595.60	5594.12	5597.08	0.003041	10.82	6674.09	1810.67	0.68
Reach-1	228374	[illegible]	34000.00	5587.50	5596.56	5594.87	5598.33	0.003186	11.95	8293.83	1732.07	0.71
Reach-1	228374	[illegible]	51000.00	5587.50	5598.90	5597.01	5601.03	0.002956	13.45	12413.05	1780.65	0.71
Reach-1	227874	2_year_Existing	4700.00	5585.50	5588.18		5588.90	0.006000	6.91	794.63	393.41	0.78
Reach-1	227874	5_year_Existing	9100.00	5585.50	5589.26		5590.47	0.006324	9.08	1250.77	444.34	0.85
Reach-1	227874	10_year_Existing	12000.00	5585.50	5589.83		5591.35	0.006565	10.22	1508.29	465.75	0.89
Reach-1	227874	25_year_Existing	21000.00	5585.50	5591.43	5591.43	5593.69	0.006403	12.58	2745.76	1026.02	0.93
Reach-1	227874	50_year_Existing	27000.00	5585.50	5592.44	5592.44	5594.93	0.005815	13.37	3936.23	1313.98	0.91
Reach-1	227874	100_year_Existin	34000.00	5585.50	5593.35	5593.35	5596.15	0.005667	14.38	5162.90	1367.07	0.92
Reach-1	227874	500_year_Existin	51000.00	5585.50	5595.05	5595.05	5598.82	0.006040	16.99	7618.90	1545.91	0.98
Reach-1	227374	2_year_Existing	4700.00	5583.50	5586.56		5586.92	0.002554	4.86	1150.38	601.41	0.52
Reach-1	227374	5_year_Existing	9100.00	5583.50	5587.73		5588.31	0.002690	6.34	1979.70	819.08	0.57
Reach-1	227374	10_year_Existing	12000.00	5583.50	5588.27		5589.01	0.002929	7.21	2462.29	1000.48	0.60
Reach-1	227374	25_year_Existing	21000.00	5583.50	5589.51	5588.63	5590.70	0.003542	9.35	3861.85	1254.78	0.69
Reach-1	227374	50_year_Existing	27000.00	5583.50	5590.11	5589.37	5591.67	0.004107	10.77	4663.90	1483.84	0.76
Reach-1	227374	100_year_Existin	34000.00	5583.50	5590.87	5589.97	5592.60	0.004079	11.58	5795.39	1498.67	0.77
Reach-1	227374	500_year_Existin	51000.00	5583.50	5592.61	5591.83	5594.58	0.003735	12.85	8420.48	1515.12	0.78
Reach-1	226874	2_year_Existing	4700.00	5581.50	5583.93	5583.80	5584.75	0.008341	7.33	715.81	456.62	0.90
Reach-1	226874	5_year_Existing	9100.00	5581.50	5584.95	5584.95	5586.15	0.007544	9.09	1472.35	889.88	0.91
Reach-1	226874	10_year_Existing	12000.00	5581.50	5585.53	5585.53	5586.83	0.006743	9.65	2037.15	1048.94	0.89
Reach-1	226874	25_year_Existing	21000.00	5581.50	5586.97		5588.48	0.005552	10.93	3716.28	1204.93	0.85
Reach-1	226874	50_year_Existing	27000.00	5581.50	5587.90		5589.45	0.004795	11.35	4841.28	1226.05	0.81
Reach-1	226874	100_year_Existin	34000.00	5581.50	5588.82		5590.46	0.004360	11.90	5973.15	1230.84	0.80
Reach-1	226874	500_year_Existin	51000.00	5581.50	5590.84		5592.69	0.003699	12.99	8466.77	1240.49	0.76
Reach-1	226374	2_year_Existing	4700.00	5578.24	5580.86		5581.43	0.005180	6.42	1054.80	547.75	0.73
Reach-1	226374	5_year_Existing	9100.00	5578.24	5582.02	5581.39	5582.92	0.004918	8.12	1715.41	601.16	0.76
Reach-1	226374	10_year_Existing	12000.00	5578.24	5582.72	5581.95	5583.77	0.004637	8.87	2149.66	652.30	0.76
Reach-1	226374	25_year_Existing	21000.00	5578.24	5584.31		5585.91	0.004730	11.07	3370.68	871.67	0.80
Reach-1	226374	50_year_Existing	27000.00	5578.24	5585.13		5587.02	0.004815	12.17	4098.54	917.90	0.83
Reach-1	226374	100_year_Existin	34000.00	5578.24	5586.01		5588.14	0.004735	13.12	4935.38	968.18	0.84
Reach-1	226374	500_year_Existin	51000.00	5578.24	5587.71		5590.47	0.004924	15.30	6602.32	1003.99	0.89
Reach-1	225874	2_year_Existing	4700.00	5575.50	5578.51		5579.12	0.004134	6.34	891.15	528.95	0.66
Reach-1	225874	5_year_Existing	9100.00	5575.50	5579.81		5580.72	0.003950	7.97	1619.28	598.69	0.69
Reach-1	225874	10_year_Existing	12000.00	5575.50	5580.48		5581.60	0.004044	8.91	2111.50	795.11	0.72
Reach-1	225874	25_year_Existing	21000.00	5575.50	5582.28		5583.79	0.003754	10.62	3645.92	1073.09	0.73
Reach-1	225874	50_year_Existing	27000.00	5575.50	5583.60		5585.01	0.002959	10.85	5272.40	1374.27	0.67
Reach-1	225874	100_year_Existin	34000.00	5575.50	5584.87		5586.24	0.002498	10.81	7136.56	1533.15	0.63
Reach-1	225874	500_year_Existin	51000.00	5575.50	5586.80		5588.43	0.002497	12.27	10146.91	1573.51	0.65
Reach-1	225374	2_year_Existing	4700.00	5573.50	5576.60		5577.18	0.003613	6.25	954.81	543.24	0.63
Reach-1	225374	5_year_Existing	9100.00	5573.50	5577.93		5578.82	0.003614	7.96	1773.81	689.05	0.67
Reach-1	225374	10_year_Existing	12000.00	5573.50	5578.66		5579.70	0.003495	8.68	2300.76	729.01	0.68
Reach-1	225374	25_year_Existing	21000.00	5573.50	5579.99		5581.71	0.004508	11.49	3296.11	781.33	0.80
Reach-1	225374	50_year_Existing	27000.00	5573.50	5580.68		5582.99	0.005291	13.32	3939.36	1049.92	0.88
Reach-1	225374	100_year_Existin	34000.00	5573.50	5581.43		5584.27	0.006784	14.89	4781.27	1169.69	0.93
Reach-1	225374	500_year_Existin	51000.00	5573.50	5583.47	5583.47	5586.56	0.005051	16.22	7598.46	1594.74	0.91
Reach-1	224874	2_year_Existing	4700.00	5571.50	5574.05		5574.74	0.008887	6.82	792.99	407.07	0.82
Reach-1	224874	5_year_Existing	9100.00	5571.50	5574.92	5574.80	5576.19	0.008062	9.27	1183.84	471.26	0.94
Reach-1	224874	10_year_Existing	12000.00	5571.50	5575.37	5575.37	5577.01	0.008712	10.57	1401.20	494.37	1.00
Reach-1	224874	25_year_Existing	21000.00	5571.50	5577.26	5577.26	5579.15	0.005815	11.54	2900.59	1003.40	0.88
Reach-1	224874	50_year_Existing	27000.00	5571.50	5577.98	5577.98	5580.18	0.005900	12.84	3621.12	1017.76	0.90
Reach-1	224874	100_year_Existin	34000.00	5571.50	5578.72	5578.72	5581.23	0.006981	13.75	4399.36	1064.31	0.93

HEC-RAS Plan: Existing River: Fountain Creek Reach: Reach-1 (Continued)

Reach	River Sta	Profile	Q Total	Min Ch El	W.S. Elev	Crit W.S.	E.G. Elev	E.G. Slope	Vel Chnl	Flow Area	Top Width	Froude # Chl
			(cfs)	(ft)	(ft)	(ft)	(ft)	(ft/ft)	(ft/s)	(sq ft)	(ft)	
Reach-1	224874	500_year_Existin	51000.00	5571.50	5579.93	5580.47	5583.52	0.007169	16.78	5732.99	1141.92	1.04
Reach-1	224374	2_year_Existing	4700.00	5569.50	5572.00		5572.35	0.003259	4.77	1027.96	483.49	0.57
Reach-1	224374	5_year_Existing	9100.00	5569.50	5573.19		5573.73	0.002855	5.96	1711.01	646.09	0.57
Reach-1	224374	10_year_Existing	12000.00	5569.50	5573.85	5572.83	5574.49	0.002684	6.51	2166.53	725.83	0.57
Reach-1	224374	25_year_Existing	21000.00	5569.50	5575.62	5573.90	5576.48	0.002292	7.66	3705.09	990.10	0.56
Reach-1	224374	50_year_Existing	27000.00	5569.50	5576.67	5574.66	5577.62	0.002094	8.18	4856.54	1180.19	0.55
Reach-1	224374	100_year_Existin	34000.00	5569.50	5577.63	5575.53	5578.71	0.002029	8.79	6035.80	1257.79	0.55
Reach-1	224374	500_year_Existin	51000.00	5569.50	5579.72	5577.17	5581.03	0.001884	9.91	8878.33	1445.95	0.55
Reach-1	223874	2_year_Existing	4700.00	5566.77	5569.29	5568.99	5570.04	0.006772	6.95	675.95	302.58	0.82
Reach-1	223874	5_year_Existing	9100.00	5566.77	5570.45	5570.15	5571.62	0.006393	8.70	1113.29	496.50	0.85
Reach-1	223874	10_year_Existing	12000.00	5566.77	5571.03	5570.79	5572.45	0.006301	9.84	1416.68	547.78	0.87
Reach-1	223874	25_year_Existing	21000.00	5566.77	5572.49	5572.30	5574.58	0.006231	11.87	2340.34	758.11	0.91
Reach-1	223874	50_year_Existing	27000.00	5566.77	5573.24	5573.23	5575.77	0.006429	13.17	2945.96	858.87	0.94
Reach-1	223874	100_year_Existin	34000.00	5566.77	5574.37	5574.37	5578.99	0.005453	13.59	4010.72	1073.08	0.89
Reach-1	223874	500_year_Existin	51000.00	5566.77	5576.26	5576.26	5579.40	0.005029	15.26	6710.05	1820.19	0.89
Reach-1	223374	2_year_Existing	4700.00	5563.74	5566.62		5567.17	0.004741	5.98	827.41	440.95	0.69
Reach-1	223374	5_year_Existing	9100.00	5563.74	5567.53		5568.55	0.005743	8.17	1275.39	533.30	0.80
Reach-1	223374	10_year_Existing	12000.00	5563.74	5568.05	5567.72	5569.34	0.005995	9.22	1598.11	1287.31	0.84
Reach-1	223374	25_year_Existing	21000.00	5563.74	5569.21	5569.21	5571.29	0.006957	11.90	3134.39	1360.17	0.95
Reach-1	223374	50_year_Existing	27000.00	5563.74	5569.94	5569.94	5572.40	0.006973	13.07	4143.81	1405.27	0.97
Reach-1	223374	100_year_Existin	34000.00	5563.74	5570.46	5570.83	5573.64	0.008126	14.95	4878.66	1465.47	1.06
Reach-1	223374	500_year_Existin	51000.00	5563.74	5572.09	5572.83	5576.19	0.007853	17.20	7428.21	1690.08	1.09
Reach-1	222874	2_year_Existing	4700.00	5561.50	5564.18		5564.67	0.005207	5.63	834.81	424.38	0.71
Reach-1	222874	5_year_Existing	9100.00	5561.50	5565.41		5566.11	0.003904	6.72	1359.56	446.88	0.66
Reach-1	222874	10_year_Existing	12000.00	5561.50	5566.05	5565.12	5566.89	0.003681	7.38	1682.06	1362.46	0.66
Reach-1	222874	25_year_Existing	21000.00	5561.50	5567.54	5566.76	5568.63	0.003279	8.66	3773.68	1497.30	0.66
Reach-1	222874	50_year_Existing	27000.00	5561.50	5568.39	5567.50	5569.56	0.003032	9.19	5095.37	1601.29	0.65
Reach-1	222874	100_year_Existin	34000.00	5561.50	5568.94	5568.23	5570.37	0.003410	10.31	5978.39	1613.68	0.70
Reach-1	222874	500_year_Existin	51000.00	5561.50	5570.19	5569.58	5572.20	0.004004	12.51	8157.55	1925.44	0.78
Reach-1	222374	2_year_Existing	4700.00	5559.50	5562.73		5563.05	0.002097	4.54	1034.99	383.31	0.47
Reach-1	222374	5_year_Existing	9100.00	5559.50	5564.02		5564.58	0.002330	6.03	1509.09	400.66	0.53
Reach-1	222374	10_year_Existing	12000.00	5559.50	5564.59		5565.34	0.002574	6.93	1895.22	940.81	0.57
Reach-1	222374	25_year_Existing	21000.00	5559.50	5566.09		5567.14	0.002672	8.52	4360.70	2282.15	0.61
Reach-1	222374	50_year_Existing	27000.00	5559.50	5566.31		5567.83	0.003790	10.38	4847.36	2289.75	0.73
Reach-1	222374	100_year_Existin	34000.00	5559.50	5567.15		5568.65	0.003408	10.70	6788.66	2319.84	0.70
Reach-1	222374	500_year_Existin	51000.00	5559.50	5568.65		5570.30	0.003229	11.83	10312.44	2357.78	0.71
Reach-1	221824	2_year_Existing	4700.00	5557.50	5559.75	5559.75	5560.79	0.010387	8.45	710.05	380.64	1.01
Reach-1	221824	5_year_Existing	9100.00	5557.50	5561.03		5562.36	0.007625	9.84	1418.07	594.38	0.93
Reach-1	221824	10_year_Existing	12000.00	5557.50	5561.82	5561.74	5563.19	0.006149	10.13	2066.74	1496.25	0.87
Reach-1	221824	25_year_Existing	21000.00	5557.50	5563.03		5564.87	0.006562	12.38	4369.53	1993.23	0.93
Reach-1	221824	50_year_Existing	27000.00	5557.50	5564.17		5565.55	0.004385	11.48	6703.40	2127.26	0.79
Reach-1	221824	100_year_Existin	34000.00	5557.50	5564.53	5564.53	5566.30	0.005390	13.20	7491.42	2170.65	0.88
Reach-1	221824	500_year_Existin	51000.00	5557.50	5565.68	5565.68	5567.88	0.005982	15.40	10070.17	2306.93	0.95
Reach-1	221281	2_year_Existing	4700.00	5554.03	5557.10	5556.31	5557.53	0.003065	5.65	1257.01	528.76	0.58
Reach-1	221281	5_year_Existing	9100.00	5554.03	5557.78		5558.79	0.005492	8.68	1620.48	533.13	0.80
Reach-1	221281	10_year_Existing	12000.00	5554.03	5558.19		5559.65	0.006898	10.43	1877.25	924.71	0.91
Reach-1	221281	25_year_Existing	21000.00	5554.03	5559.51		5561.31	0.006536	12.26	3932.29	1769.67	0.93
Reach-1	221281	50_year_Existing	27000.00	5554.03	5560.02	5559.79	5562.37	0.007671	14.11	4872.57	1873.70	1.02
Reach-1	221281	100_year_Existin	34000.00	5554.03	5560.84	5561.17	5563.03	0.006566	14.24	6422.27	1897.88	0.97
Reach-1	221281	500_year_Existin	51000.00	5554.03	5562.32	5562.35	5564.64	0.005964	15.50	9261.41	1941.39	0.95
Reach-1	219709	2_year_Existing	4700.00	5547.50	5550.04		5550.63	0.006783	6.19	759.70	406.94	0.60
Reach-1	219709	5_year_Existing	9100.00	5547.50	5551.68		5552.31	0.003104	6.37	1449.09	431.10	0.60
Reach-1	219709	10_year_Existing	12000.00	5547.50	5552.55		5553.23	0.002538	6.67	2113.39	1143.30	0.56
Reach-1	219709	25_year_Existing	21000.00	5547.50	5554.04		5554.98	0.002547	8.12	4194.41	1649.23	0.59
Reach-1	219709	50_year_Existing	27000.00	5547.50	5554.99		5555.97	0.002271	8.48	5776.76	1686.02	0.57
Reach-1	219709	100_year_Existin	34000.00	5547.50	5555.94	5554.45	5556.97	0.002110	8.92	7371.00	1681.95	0.56
Reach-1	219709	500_year_Existin	51000.00	5547.50	5557.90	5555.77	5559.07	0.001921	9.88	10672.45	1698.22	0.56
Reach-1	219243	2_year_Existing	4700.00	5545.50	5549.16		5549.38	0.001256	3.89	1492.10	526.38	0.38
Reach-1	219243	5_year_Existing	9100.00	5545.50	5551.21		5551.50	0.000904	4.55	2918.08	1012.58	0.35
Reach-1	219243	10_year_Existing	12000.00	5545.50	5552.19		5552.50	0.000808	4.81	4078.52	1338.13	0.34
Reach-1	219243	25_year_Existing	21000.00	5545.50	5553.60		5554.11	0.001094	6.40	6111.43	1490.27	0.41
Reach-1	219243	50_year_Existing	27000.00	5545.50	5554.54		5555.13	0.001125	7.00	7539.73	1530.31	0.42
Reach-1	219243	100_year_Existin	34000.00	5545.50	5555.47		5556.15	0.001171	7.65	8977.39	1551.13	0.43
Reach-1	219243	500_year_Existin	51000.00	5545.50	5557.39		5558.26	0.001254	8.94	11996.52	1593.93	0.46
Reach-1	218988	2_year_Existing	4700.00	5540.28	5548.28	5545.61	5548.90	0.001582	6.30	762.94	452.38	0.46
Reach-1	218988	5_year_Existing	9100.00	5540.28	5550.76	5547.87	5551.21	0.000986	6.24	3518.75	1365.34	0.38
Reach-1	218988	10_year_Existing	12000.00	5540.28	5551.79	5549.13	5552.24	0.000934	6.57	4949.65	1411.31	0.38
Reach-1	218988	25_year_Existing	21000.00	5540.28	5552.85	5551.25	5553.67	0.001840	9.35	6458.42	1453.81	0.51
Reach-1	218988	50_year_Existing	27000.00	5540.28	5553.72	5552.06	5554.67	0.001786	10.31	7749.77	1486.36	0.54
Reach-1	218988	100_year_Existin	34000.00	5540.28	5554.61	5552.82	5555.66	0.001917	11.23	9076.40	1508.07	0.57
Reach-1	218988	500_year_Existin	51000.00	5540.28	5556.47	5554.28	5557.74	0.002109	12.96	11903.31	1525.14	0.61

HEC-RAS Plan: Existing River: Fountain Creek Reach: Reach-1 (Continued)

Reach	River Sta	Profile	Q Total	Min Ch El	W.S. Elev	Crit W.S.	E.G. Elev	E.G. Slope	Vel Chnl	Flow Area	Top Width	Froude # Chl
			(cfs)	(ft)	(ft)	(ft)	(ft)	(ft/ft)	(ft/s)	(sq ft)	(ft)	
Reach-1	218953		Bridge									
Reach-1	218900	2_year_Existing	4700.00	5540.97	5546.34	5546.34	5548.20	0.008403	10.95	429.31	189.91	0.99
Reach-1	218900	5_year_Existing	9100.00	5540.97	5548.83	5548.83	5550.61	0.005208	11.28	1241.58	478.45	0.83
Reach-1	218900	10_year_Existing	12000.00	5540.97	5549.71	5549.71	5551.68	0.005094	12.12	1701.15	725.57	0.84
Reach-1	218900	25_year_Existing	21000.00	5540.97	5551.81	5551.81	5553.62	0.003988	12.92	4226.83	1310.05	0.78
Reach-1	218900	50_year_Existing	27000.00	5540.97	5552.58	5552.58	5554.58	0.004234	14.09	5245.56	1330.79	0.81
Reach-1	218900	100_year_Existin	34000.00	5540.97	5553.33	5553.33	5555.55	0.004533	15.35	6245.84	1343.61	0.85
Reach-1	218900	500_year_Existin	51000.00	5540.97	5554.83	5554.83	5557.56	0.005135	17.91	8278.99	1372.13	0.93
Reach-1	218387	2_year_Existing	4700.00	5540.93	5543.93	5543.12	5544.35	0.002110	5.59	1264.37	533.12	0.57
Reach-1	218387	5_year_Existing	9100.00	5540.93	5545.08	5543.86	5545.80	0.002433	7.47	2142.90	780.83	0.65
Reach-1	218387	10_year_Existing	12000.00	5540.93	5545.69	5544.90	5546.56	0.002480	8.28	2633.44	914.48	0.67
Reach-1	218387	25_year_Existing	21000.00	5540.93	5547.14	5546.40	5548.38	0.002667	10.27	4380.78	1281.98	0.73
Reach-1	218387	50_year_Existing	27000.00	5540.93	5548.01	5547.14	5549.39	0.002581	11.04	5485.93	1271.03	0.73
Reach-1	218387	100_year_Existin	34000.00	5540.93	5548.92	5547.89	5550.44	0.002517	11.83	6842.25	1278.66	0.74
Reach-1	218387	500_year_Existin	51000.00	5540.93	5550.90	5549.36	5552.70	0.002362	13.29	9186.80	1297.55	0.74
Reach-1	217897	2_year_Existing	4700.00	5539.80	5542.12	5542.12	5542.97	0.003684	7.82	1138.25	968.30	0.91
Reach-1	217897	5_year_Existing	9100.00	5539.80	5543.08	5543.08	5544.31	0.003625	9.80	2094.65	1020.25	0.98
Reach-1	217897	10_year_Existing	12000.00	5539.80	5543.60	5543.60	5545.05	0.003602	10.79	2633.04	1081.65	0.98
Reach-1	217897	25_year_Existing	21000.00	5539.80	5545.06	5545.06	5546.90	0.003194	12.63	4556.42	1377.99	0.97
Reach-1	217897	50_year_Existing	27000.00	5539.80	5545.74	5545.74	5547.89	0.003281	13.88	5497.81	1386.20	1.01
Reach-1	217897	100_year_Existin	34000.00	5539.80	5546.49	5546.49	5548.94	0.003289	15.05	6538.82	1395.25	1.03
Reach-1	217897	500_year_Existin	51000.00	5539.80	5548.02	5548.02	5551.19	0.003377	17.51	8691.13	1412.22	1.08
Reach-1	217350	2_year_Existing	4700.00	5536.81	5539.02	5538.85	5539.64	0.003341	6.77	1334.58	932.25	0.85
Reach-1	217350	5_year_Existing	9100.00	5536.81	5540.00	5539.70	5540.91	0.002969	8.37	2261.43	955.95	0.86
Reach-1	217350	10_year_Existing	12000.00	5536.81	5540.60	5540.19	5541.84	0.002708	9.01	2836.78	961.56	0.84
Reach-1	217350	25_year_Existing	21000.00	5536.81	5542.34	5541.44	5543.65	0.002064	10.25	4527.84	977.88	0.78
Reach-1	217350	50_year_Existing	27000.00	5536.81	5543.37	5542.15	5544.84	0.001846	10.92	5542.03	989.04	0.76
Reach-1	217350	100_year_Existin	34000.00	5536.81	5544.50	5542.93	5546.15	0.001669	11.58	6672.46	1013.88	0.75
Reach-1	217350	500_year_Existin	51000.00	5536.81	5547.08	5544.46	5549.07	0.001374	12.80	9430.87	1118.90	0.71
Reach-1	216605	2_year_Existing	4700.00	5533.80	5536.16	5536.03	5536.96	0.003841	7.19	655.25	341.47	0.91
Reach-1	216605	5_year_Existing	9100.00	5533.80	5537.19	5537.04	5538.47	0.003497	9.08	1021.40	367.58	0.93
Reach-1	216605	10_year_Existing	12000.00	5533.80	5537.75	5537.62	5539.32	0.003427	10.08	1229.78	380.22	0.94
Reach-1	216605	25_year_Existing	21000.00	5533.80	5539.16	5539.16	5541.59	0.003407	12.57	1782.39	403.51	1.00
Reach-1	216605	50_year_Existing	27000.00	5533.80	5540.05	5540.05	5542.92	0.003229	13.86	2146.73	416.01	1.00
Reach-1	216605	100_year_Existin	34000.00	5533.80	5541.02	5541.02	5544.34	0.003045	14.70	2558.34	428.65	0.99
Reach-1	216605	500_year_Existin	51000.00	5533.80	5543.07	5543.07	5547.41	0.002814	16.85	3464.62	452.88	1.00
Reach-1	215970	2_year_Existing	4700.00	5530.80	5533.15	5533.15	5534.29	0.004518	8.57	548.28	241.49	1.00
Reach-1	215970	5_year_Existing	9100.00	5530.80	5534.46	5534.46	5536.14	0.003727	10.41	959.75	443.79	0.98
Reach-1	215970	10_year_Existing	12000.00	5530.80	5535.22	5535.22	5537.12	0.003399	11.15	1335.72	547.81	0.96
Reach-1	215970	25_year_Existing	21000.00	5530.80	5536.98	5537.01	5539.54	0.003054	13.18	2440.49	669.24	0.96
Reach-1	215970	50_year_Existing	27000.00	5530.80	5537.85	5537.98	5540.90	0.003079	14.51	3036.33	701.87	0.99
Reach-1	215970	100_year_Existin	34000.00	5530.80	5538.72	5538.97	5542.35	0.003154	15.93	3664.85	734.73	1.02
Reach-1	215970	500_year_Existin	51000.00	5530.80	5540.58	5541.11	5545.45	0.003252	18.71	5092.75	804.40	1.07
Reach-1	215443	2_year_Existing	4700.00	5527.50	5529.51	5529.88	5531.17	0.007769	10.32	455.23	227.52	1.29
Reach-1	215443	5_year_Existing	9100.00	5527.50	5530.48	5531.20	5533.28	0.007820	13.43	701.15	287.41	1.38
Reach-1	215443	10_year_Existing	12000.00	5527.50	5531.06	5531.95	5534.43	0.007441	14.75	879.55	328.19	1.38
Reach-1	215443	25_year_Existing	21000.00	5527.50	5532.81	5533.92	5537.20	0.005768	16.98	1562.00	451.32	1.30
Reach-1	215443	50_year_Existing	27000.00	5527.50	5533.91	5535.04	5538.69	0.004962	17.86	2098.20	528.30	1.25
Reach-1	215443	100_year_Existin	34000.00	5527.50	5535.09	5536.22	5540.25	0.004327	18.68	2773.34	611.80	1.20
Reach-1	215443	500_year_Existin	51000.00	5527.50	5537.55	5538.95	5543.54	0.003566	20.46	4491.27	785.10	1.14
Reach-1	214896	2_year_Existing	4700.00	5525.50	5528.11	5527.62	5528.72	0.005062	6.26	752.20	322.76	0.72
Reach-1	214896	5_year_Existing	9100.00	5525.50	5529.16	5528.68	5530.25	0.005570	8.38	1102.33	342.72	0.80
Reach-1	214896	10_year_Existing	12000.00	5525.50	5529.76	5529.28	5531.13	0.005640	9.39	1311.41	354.10	0.83
Reach-1	214896	25_year_Existing	21000.00	5525.50	5531.46	5531.00	5533.43	0.005181	11.38	2187.60	615.01	0.84
Reach-1	214896	50_year_Existing	27000.00	5525.50	5532.44	5531.94	5534.70	0.004870	12.27	2842.29	711.20	0.83
Reach-1	214896	100_year_Existin	34000.00	5525.50	5533.50	5532.94	5536.02	0.004571	13.10	3644.18	813.66	0.83
Reach-1	214896	500_year_Existin	51000.00	5525.50	5535.81	5534.96	5538.74	0.003922	14.44	5627.26	896.93	0.80
Reach-1	214374	2_year_Existing	4700.00	5523.00	5525.86		5526.25	0.004209	5.05	929.96	372.58	0.56
Reach-1	214374	5_year_Existing	9100.00	5523.00	5527.37		5527.93	0.003213	6.03	1592.45	471.91	0.53
Reach-1	214374	10_year_Existing	12000.00	5523.00	5528.24		5528.88	0.002853	6.48	2015.82	502.87	0.52
Reach-1	214374	25_year_Existing	21000.00	5523.00	5530.42		5531.31	0.002443	7.68	3204.35	612.56	0.51
Reach-1	214374	50_year_Existing	27000.00	5523.00	5531.54		5532.60	0.002425	8.44	3959.92	742.44	0.52
Reach-1	214374	100_year_Existin	34000.00	5523.00	5532.75		5533.96	0.002338	9.10	4918.80	804.00	0.52
Reach-1	214374	500_year_Existin	51000.00	5523.00	5535.31		5536.82	0.002187	10.33	7007.08	830.09	0.53
Reach-1	213874	2_year_Existing	4700.00	5519.97	5523.00	5522.35	5523.71	0.006094	6.75	696.12	237.11	0.69
Reach-1	213874	5_year_Existing	9100.00	5519.97	5524.25	5523.67	5525.54	0.007238	9.13	996.97	245.59	0.80
Reach-1	213874	10_year_Existing	12000.00	5519.97	5524.88	5524.40	5526.56	0.007781	10.41	1159.27	264.97	0.85
Reach-1	213874	25_year_Existing	21000.00	5519.97	5526.66	5526.66	5529.15	0.007719	12.84	2059.33	624.56	0.89
Reach-1	213874	50_year_Existing	27000.00	5519.97	5527.71	5527.71	5530.48	0.007267	13.76	2718.28	630.47	0.88
Reach-1	213874	100_year_Existin	34000.00	5519.97	5528.67	5528.67	5531.86	0.007297	14.95	3327.23	635.31	0.90

HEC-RAS Plan: Existing River: Fountain Creek Reach: Reach-1 (Continued)

Reach	River Sta	Profile	Q Total	Min Ch El	W.S. Elev	Crit W.S.	E.G. Elev	E.G. Slope	Vel Chnl	Flow Area	Top Width	Froude # Chl
			(cfs)	(ft)	(ft)	(ft)	(ft)	(ft/ft)	(ft/s)	(sq ft)	(ft)	
Reach-1	213874	500_year_Existin	51000.00	5519.97	5530.90	5530.90	5534.80	0.006861	16.92	4781.85	746.52	0.91
Reach-1	213313	2_year_Existing	4700.00	5517.50	5520.99		5521.35	0.002840	4.90	1122.83	557.45	0.48
Reach-1	213313	5_year_Existing	9100.00	5517.50	5522.65		5523.15	0.002373	5.92	2098.43	685.18	0.47
Reach-1	213313	10_year_Existing	12000.00	5517.50	5523.50		5524.09	0.002268	6.45	2744.86	792.78	0.47
Reach-1	213313	25_year_Existing	21000.00	5517.50	5525.80	5523.13	5526.55	0.001959	7.51	4660.63	868.92	0.47
Reach-1	213313	50_year_Existing	27000.00	5517.50	5526.88	5523.97	5527.76	0.002020	8.29	5598.49	880.39	0.48
Reach-1	213313	100_year_Existin	34000.00	5517.50	5528.25	5524.78	5529.22	0.001896	8.81	6815.22	895.06	0.48
Reach-1	213313	500_year_Existin	51000.00	5517.50	5530.32	5526.63	5531.70	0.002177	10.68	8694.44	913.59	0.53
Reach-1	212334	2_year_Existing	5200.00	5513.50	5516.89		5517.60	0.005145	6.75	769.96	229.15	0.65
Reach-1	212334	5_year_Existing	10000.00	5513.50	5518.47	5517.42	5519.68	0.005354	8.81	1168.26	381.52	0.70
Reach-1	212334	10_year_Existing	13000.00	5513.50	5519.33	5518.18	5520.74	0.005169	9.60	1631.56	676.50	0.71
Reach-1	212334	25_year_Existing	24000.00	5513.50	5521.36		5523.35	0.005341	11.94	3365.40	929.82	0.76
Reach-1	212334	50_year_Existing	29000.00	5513.50	5521.66	5521.66	5524.23	0.006653	13.67	3869.33	936.94	0.85
Reach-1	212334	100_year_Existin	37000.00	5513.50	5522.34		5525.57	0.007739	15.57	4314.83	952.95	0.93
Reach-1	212334	500_year_Existin	56000.00	5513.50	5525.31		5528.29	0.005375	15.76	7240.68	1022.37	0.81
Reach-1	210637	2_year_Existing	5200.00	5505.50	5509.10		5509.72	0.004189	6.31	824.22	234.00	0.59
Reach-1	210637	5_year_Existing	10000.00	5505.50	5510.96		5511.93	0.003877	7.91	1263.54	239.92	0.61
Reach-1	210637	10_year_Existing	13000.00	5505.50	5511.85		5513.05	0.003942	8.79	1479.79	242.79	0.63
Reach-1	210637	25_year_Existing	24000.00	5505.50	5514.56		5516.10	0.003373	10.36	3635.20	917.23	0.62
Reach-1	210637	50_year_Existing	29000.00	5505.50	5517.60	5514.03	5518.49	0.001464	8.32	6435.40	928.54	0.43
Reach-1	210637	100_year_Existin	37000.00	5505.50	5519.44		5520.38	0.001329	8.73	8151.46	935.41	0.42
Reach-1	210637	500_year_Existin	56000.00	5505.50	5522.26		5523.51	0.001449	10.33	10806.29	945.93	0.45
Reach-1	210176	2_year_Existing	5200.00	5503.50	5507.99		5508.37	0.001980	4.96	1048.58	244.28	0.42
Reach-1	210176	5_year_Existing	10000.00	5503.50	5509.79		5510.48	0.002328	6.68	1501.49	267.92	0.48
Reach-1	210176	10_year_Existing	13000.00	5503.50	5510.63		5511.52	0.002531	7.60	1786.24	452.97	0.51
Reach-1	210176	25_year_Existing	24000.00	5503.50	5513.53		5514.74	0.002266	9.16	3986.97	865.27	0.52
Reach-1	210176	50_year_Existing	29000.00	5503.50	5517.22		5517.90	0.000915	7.19	7220.36	882.20	0.35
Reach-1	210176	100_year_Existin	37000.00	5503.50	5519.07		5519.82	0.000893	7.74	8855.65	888.39	0.35
Reach-1	210176	500_year_Existin	56000.00	5503.50	5521.80		5522.88	0.001076	9.48	11294.75	897.55	0.39
Reach-1	209755	2_year_Existing	5200.00	5502.80	5505.31	5505.31	5506.54	0.013579	8.90	584.33	240.64	1.01
Reach-1	209755	5_year_Existing	10000.00	5502.80	5506.70	5506.65	5508.52	0.011322	10.82	923.96	247.68	0.99
Reach-1	209755	10_year_Existing	13000.00	5502.80	5507.68	5507.37	5509.61	0.008874	11.15	1169.72	255.67	0.91
Reach-1	209755	25_year_Existing	24000.00	5502.80	5511.80		5513.51	0.003494	10.65	2655.08	668.17	0.63
Reach-1	209755	50_year_Existing2	29000.00	5502.80	5516.75		5517.50	0.000935	7.41	6260.27	703.37	0.35
Reach-1	209755	100_year_Existin	37000.00	5502.80	5518.55		5519.42	0.000955	8.13	7543.49	728.59	0.36
Reach-1	209755	500_year_Existin	56000.00	5502.80	5521.02		5522.37	0.001251	10.26	9372.06	747.21	0.43
Reach-1	209374	2_year_Existing	5200.00	5499.50	5503.22	5502.03	5503.79	0.003737	6.09	853.92	234.99	0.56
Reach-1	209374	5_year_Existing	10000.00	5499.50	5505.59		5506.36	0.002670	7.05	1418.67	242.17	0.51
Reach-1	209374	10_year_Existing	13000.00	5499.50	5506.88		5507.74	0.002311	7.45	1856.01	384.83	0.49
Reach-1	209374	25_year_Existing	24000.00	5499.50	5511.60		5512.50	0.001301	7.85	3722.23	404.59	0.40
Reach-1	209374	50_year_Existing	29000.00	5499.50	5516.61		5517.18	0.000533	6.36	6109.73	504.72	0.27
Reach-1	209374	100_year_Existin	37000.00	5499.50	5518.36		5519.09	0.000607	7.25	7001.74	515.58	0.30
Reach-1	209374	500_year_Existin	56000.00	5499.50	5520.68		5521.94	0.000908	9.59	8210.90	527.17	0.37
Reach-1	208964	2_year_Existing	5200.00	5497.61	5502.42		5502.77	0.001602	4.71	1103.38	234.26	0.38
Reach-1	208964	5_year_Existing	10000.00	5497.61	5505.02		5505.53	0.001345	5.75	1930.96	417.13	0.38
Reach-1	208964	10_year_Existing	13000.00	5497.61	5506.42		5506.98	0.001215	6.14	2543.64	476.40	0.37
Reach-1	208964	25_year_Existing	24000.00	5497.61	5511.40		5512.01	0.000774	6.64	4950.14	486.86	0.32
Reach-1	208964	50_year_Existing	29000.00	5497.61	5516.55		5516.96	0.000352	5.55	7497.33	499.89	0.23
Reach-1	208964	100_year_Existin	37000.00	5497.61	5518.29		5518.83	0.000416	6.40	8370.74	503.90	0.25
Reach-1	208964	500_year_Existin	56000.00	5497.61	5520.57		5521.54	0.000654	8.61	9542.89	551.22	0.32
Reach-1	208828	2_year_Existing	5200.00	5494.65	5502.33	5499.31	5502.54	0.000866	3.70	1589.43	376.20	0.29
Reach-1	208828	5_year_Existing	10000.00	5494.65	5504.99	5500.65	5505.29	0.000761	4.51	2708.59	435.06	0.29
Reach-1	208828	10_year_Existing	13000.00	5494.65	5506.41	5501.35	5506.75	0.000710	4.86	3343.17	463.79	0.29
Reach-1	208828	25_year_Existing	24000.00	5494.65	5511.41	5503.57	5511.83	0.000510	5.53	5820.68	509.76	0.26
Reach-1	208828	50_year_Existing	29000.00	5494.65	5516.56	5504.36	5516.87	0.000246	4.74	8507.70	533.04	0.19
Reach-1	208828	100_year_Existin	37000.00	5494.65	5518.31	5505.47	5518.71	0.000294	5.50	9446.22	541.36	0.21
Reach-1	208828	500_year_Existin	56000.00	5494.65	5520.61	5507.84	5521.35	0.000468	7.43	10712.66	563.41	0.27
Reach-1	208764		Bridge									
Reach-1	208674	2_year_Existing	5200.00	5495.68	5501.81	5500.33	5502.25	0.000899	5.37	1059.53	313.85	0.49
Reach-1	208674	5_year_Existing	10000.00	5495.68	5504.52	5501.68	5505.03	0.000545	5.83	2064.16	422.70	0.41
Reach-1	208674	10_year_Existing	13000.00	5495.68	5505.95	5502.41	5506.50	0.000457	6.08	2677.34	434.49	0.39
Reach-1	208674	25_year_Existing	24000.00	5495.68	5511.03	5504.82	5511.64	0.000264	6.49	5105.67	503.58	0.32
Reach-1	208674	50_year_Existing	29000.00	5495.68	5516.35	5505.45	5516.76	0.000114	5.39	7849.20	527.12	0.22
Reach-1	208674	100_year_Existin	37000.00	5495.68	5518.03	5506.61	5518.59	0.000136	6.26	8741.84	535.13	0.25
Reach-1	208674	500_year_Existin	56000.00	5495.68	5520.09	5509.06	5521.12	0.000221	8.52	9856.21	627.33	0.32
Reach-1	208429	2_year_Existing	5200.00	5495.50	5501.92		5502.02	0.000114	2.51	2071.26	367.77	0.19
Reach-1	208429	5_year_Existing	10000.00	5495.50	5504.64		5504.80	0.000114	3.25	3131.04	408.20	0.20
Reach-1	208429	10_year_Existing	13000.00	5495.50	5506.06		5506.28	0.000113	3.59	3730.84	427.99	0.20
Reach-1	208429	25_year_Existing	24000.00	5495.50	5511.15		5511.44	0.000094	4.33	5998.52	460.28	0.20
Reach-1	208429	50_year_Existing	29000.00	5495.50	5516.43		5516.65	0.000049	3.84	8523.82	544.01	0.15

HEC-RAS Plan: Existing River: Fountain Creek Reach: Reach-1 (Continued)

Reach	River Sta	Profile	Q Total	Min Ch El	W.S. Elev	Crit W.S.	E.G. Elev	E.G. Slope	Vel Chnl	Flow Area	Top Width	Froude # Chl
			(cfs)	(ft)	(ft)	(ft)	(ft)	(ft/ft)	(ft/s)	(sq ft)	(ft)	
Reach-1	208429	100_year_Existin	37000.00	5495.50	5518.13		5518.44	0.000081	4.51	9914.50	1188.94	0.17
Reach-1	208429	500_year_Existin	56000.00	5495.50	5520.28		5520.88	0.000101	6.17	12999.72	1847.04	0.22
Reach-1	207919	2_year_Existing	5200.00	5492.44	5501.25	5499.10	5501.77	0.000812	5.82	969.10	453.97	0.48
Reach-1	207919	5_year_Existing	10000.00	5492.44	5503.65	5500.95	5504.48	0.000788	7.43	1548.81	538.59	0.48
Reach-1	207919	10_year_Existing	13000.00	5492.44	5504.90	5501.81	5505.91	0.000778	8.21	1851.77	579.69	0.49
Reach-1	207919	25_year_Existing	24000.00	5492.44	5509.64	5504.48	5511.02	0.000599	9.64	2998.19	795.90	0.46
Reach-1	207919	50_year_Existing	29000.00	5492.44	5516.00	5505.52	5516.52	0.000182	6.51	10210.70	1284.10	0.26
Reach-1	207919	100_year_Existin	37000.00	5492.44	5517.59	5507.10	5518.28	0.000197	7.54	12392.47	1840.19	0.29
Reach-1	207919	500_year_Existin	56000.00	5492.44	5519.31	5510.38	5520.57	0.000333	10.34	15270.22	1975.03	0.38
Reach-1	207559		Bridge									
Reach-1	207479	2_year_Existing	5200.00	5491.59	5497.52	5498.18	5500.14	0.007108	13.01	399.70	119.71	1.25
Reach-1	207479	5_year_Existing	10000.00	5491.59	5499.26	5500.38	5503.11	0.007459	15.75	650.52	440.39	1.34
Reach-1	207479	10_year_Existing	13000.00	5491.59	5499.97	5501.26	5504.63	0.008215	17.37	791.36	529.88	1.43
Reach-1	207479	25_year_Existing	24000.00	5491.59	5502.20	5504.11	5509.02	0.007209	21.20	1329.86	762.28	1.43
Reach-1	207479	50_year_Existing	29000.00	5491.59	5505.18	5505.18	5507.82	0.002085	14.53	3812.38	944.75	0.82
Reach-1	207479	100_year_Existin	37000.00	5491.59	5505.67	5505.67	5509.43	0.002816	17.44	4094.44	953.53	0.96
Reach-1	207479	500_year_Existin	56000.00	5491.59	5508.15	5508.15	5513.00	0.002844	20.25	5554.01	1001.17	1.00
Reach-1	206448	2_year_Existing	5200.00	5489.56	5491.99	5492.10	5493.38	0.005075	9.44	550.65	228.55	1.07
Reach-1	206448	5_year_Existing	10000.00	5489.56	5492.97	5493.49	5495.55	0.006072	12.89	775.97	230.15	1.24
Reach-1	206448	10_year_Existing	13000.00	5489.56	5493.58	5494.33	5496.71	0.005938	14.18	919.50	271.96	1.25
Reach-1	206448	25_year_Existing	24000.00	5489.56	5494.84	5496.69	5500.76	0.007966	19.63	1466.81	501.41	1.52
Reach-1	206448	50_year_Existing	29000.00	5489.56	5495.25	5497.59	5502.52	0.008905	21.84	1688.42	565.65	1.62
Reach-1	206448	100_year_Existin	37000.00	5489.56	5496.47	5498.84	5503.93	0.007199	22.37	2488.63	750.28	1.51
Reach-1	206448	500_year_Existin	56000.00	5489.56	5502.00	5501.34	5505.45	0.001731	16.29	8533.90	1279.27	0.82
Reach-1	205714	2_year_Existing	5700.00	5486.06	5489.61	5488.64	5490.28	0.001505	6.60	863.89	247.58	0.62
Reach-1	205714	5_year_Existing	11000.00	5486.06	5491.17	5490.05	5492.37	0.001626	8.78	1346.03	407.66	0.69
Reach-1	205714	10_year_Existing	15000.00	5486.06	5492.14	5491.00	5493.67	0.001658	9.96	1803.63	517.90	0.71
Reach-1	205714	25_year_Existing	26000.00	5486.06	5493.71	5493.23	5496.42	0.002218	13.43	2623.40	531.00	0.86
Reach-1	205714	50_year_Existing	33000.00	5486.06	5494.48	5494.35	5497.98	0.002540	15.33	3035.35	535.82	0.93
Reach-1	205714	100_year_Existin	42000.00	5486.06	5495.21	5495.84	5499.89	0.003060	17.80	3430.04	539.80	1.04
Reach-1	205714	500_year_Existin	63000.00	5486.06	5498.28	5498.28	5503.72	0.002478	19.44	5113.56	557.23	0.98
Reach-1	205278	2_year_Existing	5700.00	5485.50	5488.72		5489.51	0.002047	7.14	799.53	265.13	0.71
Reach-1	205278	5_year_Existing	11000.00	5485.50	5489.88	5489.43	5491.44	0.002660	10.01	1161.73	453.24	0.86
Reach-1	205278	10_year_Existing	15000.00	5485.50	5490.51	5490.50	5492.64	0.003074	11.78	1544.36	672.06	0.94
Reach-1	205278	25_year_Existing	26000.00	5485.50	5492.50	5492.50	5495.34	0.002710	13.89	2935.37	724.03	0.93
Reach-1	205278	50_year_Existing	33000.00	5485.50	5493.51	5493.51	5496.78	0.002648	15.05	3676.78	736.94	0.95
Reach-1	205278	100_year_Existin	42000.00	5485.50	5494.50	5494.68	5498.47	0.002792	16.73	4411.28	746.09	0.99
Reach-1	205278	500_year_Existin	63000.00	5485.50	5495.73	5497.12	5502.26	0.003930	21.65	5337.90	758.72	1.20
Reach-1	204874	2_year_Existing	5700.00	5484.50	5487.07	5487.07	5488.30	0.004409	8.91	640.08	265.30	1.01
Reach-1	204874	5_year_Existing	11000.00	5484.50	5488.53	5488.53	5490.21	0.003423	10.47	1276.52	597.29	0.95
Reach-1	204874	10_year_Existing	15000.00	5484.50	5489.33	5489.33	5491.34	0.003224	11.55	1755.81	601.19	0.95
Reach-1	204874	25_year_Existing	26000.00	5484.50	5490.69	5491.14	5494.00	0.003850	15.02	2577.00	607.00	1.09
Reach-1	204874	50_year_Existing	33000.00	5484.50	5491.58	5492.11	5495.45	0.003791	16.36	3117.43	610.51	1.11
Reach-1	204874	100_year_Existin	42000.00	5484.50	5492.69	5493.30	5497.15	0.003612	17.87	3797.94	614.71	1.11
Reach-1	204874	500_year_Existin	63000.00	5484.50	5495.29	5495.68	5500.65	0.003022	19.54	5435.99	643.96	1.06
Reach-1	204374	2_year_Existing	5700.00	5479.50	5481.41	5482.07	5483.74	0.026564	12.24	465.75	248.30	1.57
Reach-1	204374	5_year_Existing	11000.00	5479.50	5482.31	5483.47	5486.26	0.026932	15.95	690.91	252.95	1.69
Reach-1	204374	10_year_Existing	15000.00	5479.50	5483.03	5484.37	5487.65	0.023207	17.26	873.32	257.15	1.63
Reach-1	204374	25_year_Existing	26000.00	5479.50	5485.13	5486.53	5490.47	0.014292	18.57	1453.90	294.48	1.38
Reach-1	204374	50_year_Existing	33000.00	5479.50	5486.28	5487.77	5492.13	0.012247	19.48	1871.90	610.50	1.32
Reach-1	204374	100_year_Existin	42000.00	5479.50	5489.23	5489.15	5493.62	0.005741	16.99	3826.18	682.47	0.96
Reach-1	204374	500_year_Existin	63000.00	5479.50	5490.52	5491.93	5498.06	0.008419	22.36	4706.08	687.89	1.19
Reach-1	203374	2_year_Existing	5700.00	5475.50	5478.32	5478.08	5479.39	0.003240	8.29	687.40	247.81	0.88
Reach-1	203374	5_year_Existing	11000.00	5475.50	5479.49	5479.49	5481.45	0.003812	11.25	978.15	251.32	1.00
Reach-1	203374	10_year_Existing	15000.00	5475.50	5480.39	5480.39	5482.79	0.003557	12.44	1209.98	267.01	1.00
Reach-1	203374	25_year_Existing	26000.00	5475.50	5482.53	5482.53	5485.94	0.003092	14.84	1834.06	306.99	0.99
Reach-1	203374	50_year_Existing	33000.00	5475.50	5483.71	5483.71	5487.69	0.002926	16.04	2201.24	313.70	0.99
Reach-1	203374	100_year_Existin	42000.00	5475.50	5485.13	5485.13	5489.75	0.002756	17.33	2648.04	318.90	0.99
Reach-1	203374	500_year_Existin	63000.00	5475.50	5488.05	5488.05	5494.01	0.002501	19.75	3707.02	417.64	0.99
Reach-1	202817	2_year_Existing	5700.00	5473.50	5476.06	5476.06	5477.28	0.004419	8.65	644.24	266.90	1.00
Reach-1	202817	5_year_Existing	11000.00	5473.50	5477.35	5477.40	5479.25	0.004041	11.05	999.26	288.14	1.02
Reach-1	202817	10_year_Existing	15000.00	5473.50	5477.93	5478.24	5480.54	0.004557	12.97	1170.68	297.93	1.12
Reach-1	202817	25_year_Existing	26000.00	5473.50	5479.39	5480.24	5483.68	0.005042	16.64	1615.52	312.09	1.23
Reach-1	202817	50_year_Existing	33000.00	5473.50	5480.23	5481.35	5485.45	0.005109	18.37	1880.58	320.23	1.27
Reach-1	202817	100_year_Existin	42000.00	5473.50	5481.25	5482.70	5487.54	0.005083	20.19	2210.86	332.26	1.30
Reach-1	202817	500_year_Existin	63000.00	5473.50	5483.38	5485.44	5491.86	0.004930	23.49	2959.39	363.00	1.33
Reach-1	202374	2_year_Existing	5700.00	5471.50	5474.25	5473.99	5475.24	0.003182	8.00	712.66	268.70	0.87
Reach-1	202374	5_year_Existing	11000.00	5471.50	5475.04	5475.33	5477.23	0.005017	11.88	925.80	271.21	1.13
Reach-1	202374	10_year_Existing	15000.00	5471.50	5475.84	5476.19	5478.51	0.004607	13.10	1147.01	277.76	1.12
Reach-1	202374	25_year_Existing	26000.00	5471.50	5477.70	5478.21	5481.54	0.004095	15.74	1696.34	320.34	1.13

HEC-RAS Plan: Existing River: Fountain Creek Reach: Reach-1 (Continued)

Reach	River Sta	Profile	Q Total	Min Ch El	W.S. Elev	Crit W.S.	E.G. Elev	E.G. Slope	Vel Chnl	Flow Area	Top Width	Froude # Chl
			(cfs)	(ft)	(ft)	(ft)	(ft)	(ft/ft)	(ft/s)	(sq ft)	(ft)	
Reach-1	202374	50_year_Existing	33000.00	5471.50	5478.63	5479.34	5483.26	0.004082	17.29	1998.77	327.71	1.15
Reach-1	202374	100_year_Existing	42000.00	5471.50	5479.67	5480.67	5485.32	0.004155	19.13	2341.78	333.34	1.19
Reach-1	202374	500_year_Existin	63000.00	5471.50	5481.78	5483.41	5489.66	0.004261	22.63	3053.11	340.63	1.25
Reach-1	201873	2_year_Existing	5700.00	5469.50	5472.09	5472.09	5473.35	0.004385	9.02	631.95	252.45	1.00
Reach-1	201873	5_year_Existing	11000.00	5469.50	5473.50	5473.50	5475.38	0.003858	11.01	999.44	268.40	1.01
Reach-1	201873	10_year_Existing	15000.00	5469.50	5474.15	5474.42	5478.67	0.004325	12.76	1193.61	404.14	1.09
Reach-1	201873	25_year_Existing	26000.00	5469.50	5476.27	5476.42	5479.53	0.003306	14.60	2065.59	417.80	1.02
Reach-1	201873	50_year_Existing	33000.00	5469.50	5476.97	5477.50	5481.19	0.003727	16.82	2361.35	421.72	1.10
Reach-1	201873	100_year_Existin	42000.00	5469.50	5477.88	5478.78	5483.17	0.004001	18.66	2746.85	428.77	1.16
Reach-1	201873	500_year_Existin	63000.00	5469.50	5479.68	5481.41	5487.42	0.004511	22.67	3522.37	438.49	1.28
Reach-1	201374	2_year_Existing	5700.00	5467.50	5470.16	5470.06	5471.24	0.003804	8.34	683.86	320.60	0.94
Reach-1	201374	5_year_Existing	11000.00	5467.50	5471.10	5471.38	5473.21	0.004860	11.67	948.75	334.27	1.12
Reach-1	201374	10_year_Existing	15000.00	5467.50	5471.86	5472.22	5474.47	0.004504	12.91	1179.28	345.52	1.11
Reach-1	201374	25_year_Existing	26000.00	5467.50	5473.47	5474.23	5477.52	0.004609	16.18	1698.05	406.26	1.19
Reach-1	201374	50_year_Existing	33000.00	5467.50	5474.50	5475.35	5479.15	0.004266	17.37	2067.11	422.56	1.17
Reach-1	201374	100_year_Existin	42000.00	5467.50	5475.62	5476.66	5481.12	0.004126	18.91	2475.56	442.17	1.18
Reach-1	201374	500_year_Existin	63000.00	5467.50	5477.35	5479.55	5485.14	0.004604	22.78	3641.37	488.30	1.29
Reach-1	200374	2_year_Existing	5700.00	5463.50	5466.16	5466.08	5467.37	0.003923	8.81	646.92	248.00	0.96
Reach-1	200374	5_year_Existing	11000.00	5463.50	5467.49	5467.49	5469.47	0.003767	11.29	974.17	248.24	1.00
Reach-1	200374	10_year_Existing	15000.00	5463.50	5468.39	5468.39	5470.82	0.003535	12.52	1202.09	263.92	1.00
Reach-1	200374	25_year_Existing	26000.00	5463.50	5470.61	5470.61	5474.00	0.002993	14.82	1893.46	389.09	0.98
Reach-1	200374	50_year_Existing	33000.00	5463.50	5471.60	5471.82	5475.74	0.003080	16.41	2293.55	418.98	1.02
Reach-1	200374	100_year_Existin	42000.00	5463.50	5473.08	5473.25	5477.75	0.002788	17.48	2948.95	463.80	1.00
Reach-1	200374	500_year_Existin	63000.00	5463.50	5476.09	5476.09	5481.85	0.002427	19.59	4490.52	567.02	0.98
Reach-1	199874	2_year_Existing	5700.00	5461.50	5464.10	5464.07	5465.33	0.004218	8.91	639.94	253.73	0.99
Reach-1	199874	5_year_Existing	11000.00	5461.50	5466.26	5465.47	5467.41	0.004487	11.76	937.41	260.07	1.08
Reach-1	199874	10_year_Existing	15000.00	5461.50	5465.96	5466.37	5468.78	0.004845	13.47	1122.59	312.27	1.14
Reach-1	199874	25_year_Existing	26000.00	5461.50	5467.56	5468.47	5472.01	0.004875	16.99	1716.87	390.33	1.23
Reach-1	199874	50_year_Existing	33000.00	5461.50	5468.53	5469.63	5473.75	0.004895	18.44	2201.78	557.00	1.23
Reach-1	199874	100_year_Existin	42000.00	5461.50	5469.84	5470.97	5475.83	0.004590	20.13	2831.65	577.04	1.25
Reach-1	199874	500_year_Existin	63000.00	5461.50	5472.06	5473.75	5480.06	0.004218	22.99	4261.54	605.43	1.25
Reach-1	199387	2_year_Existing	5700.00	5459.50	5462.18	5462.08	5463.36	0.003834	8.75	651.79	247.64	0.95
Reach-1	199387	5_year_Existing	11000.00	5459.50	5463.38	5463.47	5465.46	0.004068	11.58	952.10	251.17	1.04
Reach-1	199387	10_year_Existing	15000.00	5459.50	5464.29	5464.39	5466.82	0.003727	12.77	1184.81	280.05	1.03
Reach-1	199387	25_year_Existing	26000.00	5459.50	5466.64	5466.68	5469.91	0.002848	14.60	2206.24	596.32	0.97
Reach-1	199387	50_year_Existing	33000.00	5459.50	5467.47	5467.90	5471.58	0.003120	16.45	2737.81	690.16	1.03
Reach-1	199387	100_year_Existin	42000.00	5459.50	5468.24	5469.38	5473.61	0.003638	18.89	3303.93	779.24	1.13
Reach-1	199387	500_year_Existin	63000.00	5459.50	5469.71	5472.31	5477.89	0.004618	23.82	4455.31	784.29	1.31
Reach-1	198874	2_year_Existing	5700.00	5457.50	5460.06	5460.06	5461.26	0.004395	8.79	651.57	323.01	1.00
Reach-1	198874	5_year_Existing	11000.00	5457.50	5461.15	5461.38	5463.22	0.004658	11.60	1022.37	357.14	1.10
Reach-1	198874	10_year_Existing	15000.00	5457.50	5461.71	5462.22	5464.54	0.005227	13.57	1226.64	372.50	1.19
Reach-1	198874	25_year_Existing	26000.00	5457.50	5463.05	5464.49	5467.73	0.005924	17.50	1776.92	459.61	1.33
Reach-1	198874	50_year_Existing	33000.00	5457.50	5464.08	5465.54	5469.40	0.005341	18.67	2332.92	772.42	1.30
Reach-1	198874	100_year_Existin	42000.00	5457.50	5464.99	5466.74	5471.26	0.005368	20.45	3055.82	816.77	1.33
Reach-1	198874	500_year_Existin	63000.00	5457.50	5466.64	5469.18	5475.21	0.005766	24.27	4468.50	896.68	1.43
Reach-1	198374	2_year_Existing	5700.00	5453.50	5455.42	5456.08	5457.77	0.011765	12.30	463.29	243.64	1.57
Reach-1	198374	5_year_Existing	11000.00	5453.50	5456.58	5457.49	5459.94	0.009001	14.73	747.90	248.44	1.49
Reach-1	198374	10_year_Existing	15000.00	5453.50	5457.38	5458.41	5461.30	0.007657	15.88	950.21	253.48	1.43
Reach-1	198374	25_year_Existing	26000.00	5453.50	5459.20	5460.65	5464.60	0.006334	18.68	1573.12	452.26	1.38
Reach-1	198374	50_year_Existing	33000.00	5453.50	5460.12	5461.94	5466.46	0.006096	20.27	2035.77	534.71	1.39
Reach-1	198374	100_year_Existin	42000.00	5453.50	5461.35	5463.54	5468.46	0.005510	21.58	2787.39	730.69	1.36
Reach-1	198374	500_year_Existin	63000.00	5453.50	5463.53	5466.26	5472.46	0.005135	24.55	4817.83	1108.69	1.37
Reach-1	197874	2_year_Existing	5700.00	5451.50	5454.11	5454.10	5455.35	0.004152	8.95	657.45	357.12	0.98
Reach-1	197874	5_year_Existing	11000.00	5451.50	5455.49	5455.49	5457.38	0.003615	11.11	1149.40	358.45	0.99
Reach-1	197874	10_year_Existing	15000.00	5451.50	5456.36	5456.36	5458.67	0.003410	12.33	1462.02	359.30	0.99
Reach-1	197874	25_year_Existing	26000.00	5451.50	5458.09	5458.40	5461.73	0.003602	15.55	2088.80	366.44	1.07
Reach-1	197874	50_year_Existing	33000.00	5451.50	5458.85	5459.57	5463.52	0.003998	17.63	2378.78	395.93	1.15
Reach-1	197874	100_year_Existin	42000.00	5451.50	5459.78	5461.05	5465.86	0.004317	19.84	2762.58	431.88	1.22
Reach-1	197874	500_year_Existin	63000.00	5451.50	5462.11	5463.96	5469.80	0.004119	22.86	4107.87	704.26	1.24
Reach-1	197374	2_year_Existing	5700.00	5449.50	5452.00	5452.00	5453.19	0.004449	8.91	633.01	400.15	1.01
Reach-1	197374	5_year_Existing	11000.00	5449.50	5452.97	5453.33	5455.15	0.005438	12.14	1244.76	449.79	1.17
Reach-1	197374	10_year_Existing	15000.00	5449.50	5453.58	5454.20	5456.43	0.005742	13.90	1528.75	484.49	1.24
Reach-1	197374	25_year_Existing	26000.00	5449.50	5455.01	5456.01	5459.39	0.005918	17.37	2263.90	539.16	1.33
Reach-1	197374	50_year_Existing	33000.00	5449.50	5455.78	5457.15	5461.04	0.005984	19.11	2686.62	559.49	1.38
Reach-1	197374	100_year_Existin	42000.00	5449.50	5456.62	5458.39	5463.04	0.006205	21.21	3208.23	653.31	1.42
Reach-1	197374	500_year_Existin	63000.00	5449.50	5458.34	5460.87	5467.15	0.006442	25.05	4382.11	702.95	1.50
Reach-1	196874	2_year_Existing	5700.00	5445.50	5447.44	5448.08	5449.73	0.011277	12.14	469.59	244.18	1.54
Reach-1	196874	5_year_Existing	11000.00	5445.50	5448.69	5449.48	5451.81	0.007923	14.17	776.21	245.47	1.40
Reach-1	196874	10_year_Existing	15000.00	5445.50	5449.49	5450.46	5453.19	0.006958	15.43	972.85	251.04	1.37
Reach-1	196874	25_year_Existing	26000.00	5445.50	5451.31	5452.85	5456.38	0.005815	18.16	1665.86	450.48	1.33
Reach-1	196874	50_year_Existing	33000.00	5445.50	5452.28	5453.78	5458.11	0.005499	19.57	2116.17	479.28	1.33

HEC-RAS Plan: Existing River: Fountain Creek Reach: Reach-1 (Continued)

Reach	River Sta	Profile	Q Total	Min Ch El	W.S. Elev	Crit W.S.	E.G. Elev	E.G. Slope	Vel Chnl	Flow Area	Top Width	Froude # Chl
			(cfs)	(ft)	(ft)	(ft)	(ft)	(ft/ft)	(ft/s)	(sq ft)	(ft)	
Reach-1	196874	100_year_Existin	42000.00	5445.50	5453.37	5455.13	5460.15	0.005283	21.20	2647.54	490.76	1.33
Reach-1	196874	500_year_Existin	63000.00	5445.50	5455.79	5458.44	5464.31	0.004709	23.95	4036.46	707.70	1.32
Reach-1	196374	2_year_Existing	5700.00	5443.50	5447.33	5448.08	5447.90	0.001140	6.07	940.23	249.12	0.55
Reach-1	196374	5_year_Existing	11000.00	5443.50	5448.49	5447.47	5449.74	0.001748	8.97	1229.48	252.38	0.71
Reach-1	196374	10_year_Existing	15000.00	5443.50	5449.02	5448.38	5450.91	0.002316	11.05	1363.42	256.09	0.83
Reach-1	196374	25_year_Existing	26000.00	5443.50	5450.39	5450.55	5454.02	0.003301	15.31	1736.84	334.25	1.03
Reach-1	196374	50_year_Existing	33000.00	5443.50	5451.78	5451.89	5455.76	0.002832	16.05	2366.94	568.17	0.99
Reach-1	196374	100_year_Existin	42000.00	5443.50	5453.43	5453.46	5457.70	0.002422	16.76	3529.87	844.04	0.94
Reach-1	196374	500_year_Existin	63000.00	5443.50	5454.58	5456.44	5461.89	0.003642	22.12	4590.67	956.16	1.17
Reach-1	195874	2_year_Existing	5700.00	5443.50	5445.83	5445.83	5446.85	0.004424	8.19	842.36	553.93	0.99
Reach-1	195874	5_year_Existing	11000.00	5443.50	5446.98	5446.98	5448.48	0.003726	10.02	1597.60	754.64	0.97
Reach-1	195874	10_year_Existing	15000.00	5443.50	5447.75	5447.75	5449.49	0.003320	10.88	2229.51	880.34	0.95
Reach-1	195874	25_year_Existing	26000.00	5443.50	5448.61	5449.31	5451.91	0.005011	15.19	2995.79	898.79	1.21
Reach-1	195874	50_year_Existing	33000.00	5443.50	5448.85	5450.16	5453.59	0.006789	18.26	3214.67	901.43	1.42
Reach-1	195874	100_year_Existin	42000.00	5443.50	5449.36	5451.14	5455.51	0.007888	20.92	3672.49	906.92	1.55
Reach-1	195874	500_year_Existin	63000.00	5443.50	5450.69	5453.20	5459.13	0.008362	24.81	4883.43	914.92	1.65
Reach-1	194874	2_year_Existing	5700.00	5435.01	5436.71	5437.23	5438.53	0.020452	10.83	526.35	364.84	1.59
Reach-1	194874	5_year_Existing	11000.00	5435.01	5437.32	5438.31	5440.66	0.023661	14.66	750.40	368.13	1.81
Reach-1	194874	10_year_Existing	15000.00	5435.01	5437.71	5438.99	5442.10	0.024879	16.81	892.44	370.19	1.91
Reach-1	194874	25_year_Existing	26000.00	5435.01	5439.33	5440.63	5444.02	0.013506	17.38	1496.15	376.73	1.53
Reach-1	194874	50_year_Existing	33000.00	5435.01	5440.30	5441.55	5445.20	0.010564	17.77	1864.34	381.84	1.40
Reach-1	194874	100_year_Existin	42000.00	5435.01	5444.46	5442.75	5446.63	0.002133	11.97	4937.85	1351.86	0.70
Reach-1	194874	500_year_Existin	63000.00	5435.01	5448.85	5445.42	5450.52	0.001074	11.03	11079.37	1469.67	0.53
Reach-1	194374	2_year_Existing	5700.00	5431.50	5435.53	5434.05	5435.99	0.000879	5.42	1058.90	280.05	0.49
Reach-1	194374	5_year_Existing	11000.00	5431.50	5436.96	5435.38	5437.88	0.001151	7.64	1466.16	293.29	0.58
Reach-1	194374	10_year_Existing	15000.00	5431.50	5437.78	5436.22	5439.04	0.001321	9.01	1709.37	299.30	0.64
Reach-1	194374	25_year_Existing	26000.00	5431.50	5439.40	5438.23	5441.75	0.001802	12.31	2310.12	409.76	0.78
Reach-1	194374	50_year_Existing	33000.00	5431.50	5439.96	5439.37	5443.24	0.002306	14.58	2542.17	432.79	0.89
Reach-1	194374	100_year_Existin	42000.00	5431.50	5440.69	5440.69	5445.17	0.002814	17.04	2902.67	563.92	1.00
Reach-1	194374	500_year_Existin	63000.00	5431.50	5443.46	5443.46	5449.32	0.002574	19.49	5282.70	1183.18	1.00
Reach-1	193874	2_year_Existing	5700.00	5431.50	5433.99	5433.99	5435.07	0.004634	8.34	683.44	326.22	1.01
Reach-1	193874	5_year_Existing	11000.00	5431.50	5435.18	5435.18	5436.82	0.003923	10.29	1109.77	392.66	1.00
Reach-1	193874	10_year_Existing	15000.00	5431.50	5435.94	5435.94	5437.94	0.003620	11.36	1426.27	435.70	0.99
Reach-1	193874	25_year_Existing	26000.00	5431.50	5437.72	5437.72	5440.53	0.003183	13.56	2300.13	614.77	0.99
Reach-1	193874	50_year_Existing	33000.00	5431.50	5438.83	5438.83	5441.92	0.002798	14.29	3059.80	717.73	0.95
Reach-1	193874	100_year_Existin	42000.00	5431.50	5439.69	5439.69	5443.53	0.003008	16.01	3695.02	758.92	1.01
Reach-1	193874	500_year_Existin	63000.00	5431.50	5440.44	5442.49	5447.47	0.004919	21.76	4280.71	823.81	1.31
Reach-1	193374	2_year_Existing	5700.00	5427.50	5430.68	5430.06	5431.28	0.004087	6.26	1100.83	639.65	0.66
Reach-1	193374	5_year_Existing	11000.00	5427.50	5431.99	5431.25	5432.89	0.003877	7.87	1966.45	720.47	0.69
Reach-1	193374	10_year_Existing	15000.00	5427.50	5432.82	5431.89	5433.90	0.003695	8.70	2574.09	729.56	0.69
Reach-1	193374	25_year_Existing	26000.00	5427.50	5434.88	5433.54	5436.30	0.003197	10.21	4332.28	1031.76	0.68
Reach-1	193374	50_year_Existing	33000.00	5427.50	5436.05	5434.55	5437.59	0.002885	10.76	5560.63	1075.18	0.66
Reach-1	193374	100_year_Existin	42000.00	5427.50	5437.38	5435.52	5439.09	0.002689	11.48	7095.38	1237.67	0.66
Reach-1	193374	500_year_Existin	63000.00	5427.50	5439.86	5437.44	5441.92	0.002500	12.93	10607.62	1586.72	0.66
Reach-1	192874	2_year_Existing	5700.00	5425.50	5428.15	5428.08	5429.24	0.003902	8.38	717.15	597.57	0.95
Reach-1	192874	5_year_Existing	11000.00	5425.50	5429.39	5429.39	5431.00	0.003432	10.35	1503.84	687.55	0.95
Reach-1	192874	10_year_Existing	15000.00	5425.50	5430.16	5430.16	5432.08	0.003256	11.44	2032.04	701.44	0.96
Reach-1	192874	25_year_Existing	26000.00	5425.50	5431.84	5431.84	5434.58	0.003132	13.89	3232.80	729.87	0.99
Reach-1	192874	50_year_Existing	33000.00	5425.50	5432.86	5432.86	5435.97	0.002940	14.91	4060.77	936.02	0.98
Reach-1	192874	100_year_Existin	42000.00	5425.50	5434.17	5434.17	5437.59	0.002625	15.76	5498.01	1243.90	0.96
Reach-1	192874	500_year_Existin	63000.00	5425.50	5436.67	5436.67	5440.56	0.002230	17.27	9173.50	1613.54	0.92
Reach-1	192374	2_year_Existing	5700.00	5423.50	5426.02	5426.02	5427.13	0.004540	8.46	672.47	308.71	1.00
Reach-1	192374	5_year_Existing	11000.00	5423.50	5427.03	5427.31	5428.94	0.004860	11.13	1092.15	520.65	1.10
Reach-1	192374	10_year_Existing	15000.00	5423.50	5427.65	5428.06	5430.06	0.004888	12.55	1441.98	571.72	1.14
Reach-1	192374	25_year_Existing	26000.00	5423.50	5429.09	5429.79	5432.81	0.004741	15.34	2426.88	774.57	1.18
Reach-1	192374	50_year_Existing	33000.00	5423.50	5429.83	5430.83	5434.01	0.004797	16.85	3014.41	837.86	1.22
Reach-1	192374	100_year_Existin	42000.00	5423.50	5430.62	5431.73	5435.67	0.004964	18.63	3767.12	982.76	1.27
Reach-1	192374	500_year_Existin	63000.00	5423.50	5432.63	5434.33	5438.81	0.004414	20.91	6175.84	1575.59	1.25
Reach-1	191820	2_year_Existing	5700.00	5419.50	5421.89	5422.07	5423.31	0.005580	9.57	595.83	262.11	1.12
Reach-1	191820	5_year_Existing	11000.00	5419.50	5423.18	5423.40	5425.32	0.004699	11.74	937.61	267.68	1.10
Reach-1	191820	10_year_Existing	15000.00	5419.50	5424.02	5424.27	5426.61	0.004262	12.91	1164.01	270.74	1.09
Reach-1	191820	25_year_Existing	26000.00	5419.50	5426.12	5426.53	5429.59	0.003409	15.00	2008.13	721.99	1.04
Reach-1	191820	50_year_Existing	33000.00	5419.50	5427.35	5427.70	5431.07	0.002960	15.70	3059.91	989.61	1.00
Reach-1	191820	100_year_Existin	42000.00	5419.50	5428.83	5429.43	5432.74	0.002522	16.30	5127.85	1718.55	0.95
Reach-1	191820	500_year_Existin	63000.00	5419.50	5430.33	5431.62	5435.87	0.003073	19.91	7759.00	1775.55	1.07
Reach-1	190874	2_year_Existing	5700.00	5415.50	5418.76	5418.06	5419.49	0.006190	8.83	834.47	277.24	0.69
Reach-1	190874	5_year_Existing	11000.00	5415.50	5420.24	5419.41	5421.44	0.006478	8.81	1280.19	369.88	0.74
Reach-1	190874	10_year_Existing	15000.00	5415.50	5420.93	5420.28	5422.58	0.007509	10.34	1551.71	417.36	0.80
Reach-1	190874	25_year_Existing	26000.00	5415.50	5422.19	5422.66	5425.29	0.010898	14.25	2246.06	1167.43	0.99
Reach-1	190874	50_year_Existing	33000.00	5415.50	5422.59	5423.70	5426.86	0.014072	16.82	2736.50	1235.95	1.14
Reach-1	190874	100_year_Existin	42000.00	5415.50	5423.19	5424.96	5428.68	0.016831	19.27	3497.62	1271.46	1.25

HEC-RAS Plan: Existing River: Fountain Creek Reach: Reach-1 (Continued)

Reach	River Sta	Profile	Q Total	Min Ch El	W.S. Elev	Crit W.S.	E.G. Elev	E.G. Slope	Vel Chnl	Flow Area	Top Width	Froude # Chl
			(cfs)	(ft)	(ft)	(ft)	(ft)	(ft/ft)	(ft/s)	(sq ft)	(ft)	
Reach-1	190374	500_year_Existin	63000.00	5415.50	5425.18	5427.01	5431.45	0.015050	21.29	6275.11	1500.84	1.22
Reach-1	190374	2_year_Existing	5700.00	5413.50	5416.19	5416.03	5417.16	0.003576	7.88	736.93	409.63	0.90
Reach-1	190374	5_year_Existing	11000.00	5413.50	5417.26	5417.26	5418.94	0.003832	10.43	1366.19	769.26	0.99
Reach-1	190374	10_year_Existing	15000.00	5413.50	5418.07	5418.07	5420.08	0.003480	11.44	2118.10	1171.34	0.98
Reach-1	190374	25_year_Existing	26000.00	5413.50	5419.65	5419.62	5422.71	0.003508	14.20	4142.26	1333.74	1.04
Reach-1	190374	50_year_Existing	33000.00	5413.50	5420.96	5421.12	5424.12	0.002802	14.53	6294.14	1871.71	0.96
Reach-1	190374	100_year_Existri	42000.00	5413.50	5422.10	5422.25	5425.63	0.002633	15.55	8437.67	1881.98	0.95
Reach-1	190374	500_year_Existri	63000.00	5413.50	5424.09	5424.38	5428.71	0.002682	18.12	12191.98	1902.54	1.00
Reach-1	189874	2_year_Existing	5700.00	5411.50	5414.17	5414.07	5415.30	0.003787	8.54	702.97	462.57	0.94
Reach-1	189874	5_year_Existing	11000.00	5411.50	5415.48	5415.57	5417.15	0.003392	10.61	1809.55	1251.05	0.95
Reach-1	189874	10_year_Existing	15000.00	5411.50	5416.01	5416.49	5418.24	0.003851	12.35	2584.08	1584.73	1.04
Reach-1	189874	25_year_Existing	26000.00	5411.50	5417.05	5418.01	5420.60	0.004942	16.12	4463.21	1873.55	1.22
Reach-1	189874	50_year_Existing	33000.00	5411.50	5417.49	5418.82	5422.02	0.005856	18.47	5262.52	1901.67	1.34
Reach-1	189874	100_year_Existin	42000.00	5411.50	5418.14	5419.74	5423.52	0.006231	20.45	6572.90	2125.76	1.41
Reach-1	189874	500_year_Existin	63000.00	5411.50	5419.48	5421.54	5426.45	0.006675	23.97	9439.14	2141.80	1.50
Reach-1	189333	2_year_Existing	5700.00	5409.50	5411.95	5411.95	5413.00	0.004700	8.40	864.09	452.15	1.01
Reach-1	189333	5_year_Existing	11000.00	5409.50	5412.73	5413.16	5414.73	0.006000	11.65	1452.95	837.49	1.21
Reach-1	189333	10_year_Existing	15000.00	5409.50	5413.35	5414.23	5415.73	0.005631	12.84	1999.95	933.66	1.21
Reach-1	189333	25_year_Existing	26000.00	5409.50	5414.85	5415.66	5417.84	0.004645	14.79	4264.16	1971.06	1.16
Reach-1	189333	50_year_Existing	33000.00	5409.50	5415.45	5416.35	5418.84	0.004729	16.08	5473.70	2067.34	1.20
Reach-1	189333	100_year_Existin	42000.00	5409.50	5416.06	5417.24	5420.09	0.005055	17.82	6778.70	2176.95	1.26
Reach-1	189333	500_year_Existin	63000.00	5409.50	5418.83	5418.80	5421.73	0.002551	16.17	13282.45	2438.84	0.95
Reach-1	187874	2_year_Existing	5700.00	5401.50	5403.86	5404.07	5405.35	0.005819	9.77	583.54	256.30	1.14
Reach-1	187874	5_year_Existing	11000.00	5401.50	5405.28	5405.49	5407.34	0.004320	11.53	1026.92	456.28	1.06
Reach-1	187874	10_year_Existing	15000.00	5401.50	5406.02	5406.40	5408.60	0.004282	12.96	1414.59	585.01	1.09
Reach-1	187874	25_year_Existing	26000.00	5401.50	5407.70	5408.54	5411.39	0.004109	15.77	2628.74	866.98	1.13
Reach-1	187874	50_year_Existing	33000.00	5401.50	5408.75	5409.53	5412.73	0.003870	16.58	3805.57	945.85	1.09
Reach-1	187874	100_year_Existin	42000.00	5401.50	5410.01	5410.51	5414.24	0.003240	17.37	4811.35	964.47	1.06
Reach-1	187874	500_year_Existin	63000.00	5401.50	5412.41	5412.41	5417.54	0.002917	19.49	7439.42	1365.31	1.05
Reach-1	187374	2_year_Existing	5700.00	5399.50	5402.49	5402.04	5403.31	0.002582	7.25	786.68	294.58	0.78
Reach-1	187374	5_year_Existing	11000.00	5399.50	5403.77	5403.37	5405.12	0.002599	9.37	1357.41	680.30	0.84
Reach-1	187374	10_year_Existing	15000.00	5399.50	5404.54	5404.27	5406.21	0.002566	10.49	1941.70	780.46	0.86
Reach-1	187374	25_year_Existing	26000.00	5399.50	5406.44	5406.01	5408.67	0.002265	12.38	3435.51	789.65	0.85
Reach-1	187374	50_year_Existing	33000.00	5399.50	5407.40	5406.95	5410.00	0.002239	13.48	4196.45	794.09	0.87
Reach-1	187374	100_year_Existin	42000.00	5399.50	5408.95	5408.00	5411.67	0.001861	13.93	5436.53	801.73	0.81
Reach-1	187374	500_year_Existin	63000.00	5399.50	5410.15	5409.88	5414.92	0.002773	18.46	6408.20	907.63	1.01
Reach-1	186874	2_year_Existing	5700.00	5398.32	5401.50		5402.18	0.001878	6.69	1144.65	583.52	0.68
Reach-1	186874	5_year_Existing	11000.00	5398.32	5402.58		5403.84	0.002418	9.27	1879.01	761.11	0.81
Reach-1	186874	10_year_Existing	15000.00	5398.32	5403.15		5404.86	0.002792	10.88	2317.92	767.62	0.89
Reach-1	186874	25_year_Existing	26000.00	5398.32	5404.63	5404.63	5407.30	0.003117	13.83	3464.86	787.88	0.99
Reach-1	186874	50_year_Existing	33000.00	5398.32	5405.60	5405.60	5408.67	0.002971	14.90	4248.07	815.82	0.99
Reach-1	186874	100_year_Existin	42000.00	5398.32	5406.39	5406.39	5410.33	0.003339	16.95	4905.17	865.76	1.06
Reach-1	186874	500_year_Existin	63000.00	5398.32	5409.22	5409.22	5413.45	0.002479	17.93	7963.13	1369.07	0.97
Reach-1	186374	2_year_Existing	5700.00	5397.50	5399.96	5399.82	5400.85	0.003830	7.60	749.59	352.02	0.92
Reach-1	186374	5_year_Existing	11000.00	5397.50	5401.00	5401.00	5402.38	0.003572	9.56	1589.23	831.93	0.95
Reach-1	186374	10_year_Existing	15000.00	5397.50	5401.65	5401.65	5403.31	0.003413	10.58	2142.89	858.57	0.95
Reach-1	186374	25_year_Existing	26000.00	5397.50	5402.76	5403.16	5405.51	0.004148	13.83	3144.36	952.38	1.10
Reach-1	186374	50_year_Existing	33000.00	5397.50	5403.28	5403.89	5406.79	0.004672	15.70	3850.00	986.88	1.19
Reach-1	186374	100_year_Existin	42000.00	5397.50	5403.95	5404.96	5408.28	0.005009	17.56	4320.81	1011.31	1.25
Reach-1	186374	500_year_Existin	63000.00	5397.50	5405.26	5406.94	5411.46	0.005651	21.23	5800.21	1211.54	1.37
Reach-1	185874	2_year_Existing	5700.00	5395.50	5398.02	5397.96	5398.89	0.004006	7.60	1008.32	817.42	0.93
Reach-1	185874	5_year_Existing	11000.00	5395.50	5398.99	5398.98	5400.32	0.003794	9.57	1810.28	830.75	0.97
Reach-1	185874	10_year_Existing	15000.00	5395.50	5399.34	5399.60	5401.27	0.004817	11.59	2099.11	835.50	1.11
Reach-1	185874	25_year_Existing	26000.00	5395.50	5400.79	5401.05	5403.39	0.004128	13.63	3329.32	855.24	1.09
Reach-1	185874	50_year_Existing	33000.00	5395.50	5401.74	5401.88	5404.55	0.003572	14.28	4142.68	865.58	1.05
Reach-1	185874	100_year_Existin	42000.00	5395.50	5402.80	5402.81	5405.96	0.003228	15.19	5091.15	943.56	1.02
Reach-1	185874	500_year_Existin	63000.00	5395.50	5404.86	5404.86	5408.82	0.002906	17.18	7262.61	1183.00	1.01
Reach-1	185374	2_year_Existing	5700.00	5393.50	5395.90	5395.85	5396.83	0.004178	7.76	779.21	463.95	0.95
Reach-1	185374	5_year_Existing	11000.00	5393.50	5396.95	5396.95	5398.40	0.003839	9.78	1385.85	615.59	0.98
Reach-1	185374	10_year_Existing	15000.00	5393.50	5397.42	5397.65	5399.41	0.004357	11.47	1685.81	638.12	1.07
Reach-1	185374	25_year_Existing	26000.00	5393.50	5399.14	5399.25	5401.66	0.003372	13.09	2951.61	790.58	1.00
Reach-1	185374	50_year_Existing	33000.00	5393.50	5400.07	5400.09	5402.89	0.003090	13.95	3690.18	804.15	0.99
Reach-1	185374	100_year_Existin	42000.00	5393.50	5400.95	5401.10	5404.35	0.003144	15.38	4407.63	814.81	1.02
Reach-1	185374	500_year_Existin	63000.00	5393.50	5403.16	5403.32	5407.38	0.002766	17.28	6421.86	1109.72	1.00
Reach-1	184879	2_year_Existing	5700.00	5391.54	5393.80	5393.75	5394.72	0.004353	7.70	739.98	373.54	0.96
Reach-1	184879	5_year_Existing	11000.00	5391.54	5394.70	5394.82	5396.31	0.004631	10.17	1119.06	467.50	1.06
Reach-1	184879	10_year_Existing	15000.00	5391.54	5395.43	5395.51	5397.31	0.004034	11.03	1494.78	592.61	1.02
Reach-1	184879	25_year_Existing	26000.00	5391.54	5396.57	5397.19	5399.66	0.004663	14.26	2360.79	819.74	1.15
Reach-1	184879	50_year_Existing	33000.00	5391.54	5397.22	5398.00	5400.92	0.004779	15.72	2893.15	824.72	1.19
Reach-1	184879	100_year_Existin	42000.00	5391.54	5398.04	5398.96	5402.37	0.004693	17.12	3571.45	831.01	1.21
Reach-1	184879	500_year_Existin	63000.00	5391.54	5399.59	5401.20	5405.44	0.004815	20.11	4866.95	842.91	1.27

HEC-RAS Plan: Existing River: Fountain Creek Reach: Reach-1 (Continued)

Reach	River Sta	Profile	Q Total	Min Ch El	W.S. Elev	Crit W.S.	E.G. Elev	E.G. Slope	Vel Chnl	Flow Area	Top Width	Froude # Chl
			(cfs)	(ft)	(ft)	(ft)	(ft)	(ft/ft)	(ft/s)	(sq ft)	(ft)	
Reach-1	184374	2_year_Existing	5700.00	5389.50	5391.50	5391.50	5392.36	0.004959	7.43	767.52	452.82	1.01
Reach-1	184374	5_year_Existing	11000.00	5389.50	5392.26	5392.47	5393.77	0.005359	9.86	1177.38	697.20	1.11
Reach-1	184374	10_year_Existing	15000.00	5389.50	5392.59	5393.06	5394.73	0.006468	11.79	1408.68	700.13	1.25
Reach-1	184374	25_year_Existing	26000.00	5389.50	5393.84	5394.44	5396.89	0.006483	14.61	2152.29	722.88	1.32
Reach-1	184374	50_year_Existing	33000.00	5389.50	5394.20	5395.20	5398.10	0.006531	16.07	2571.91	790.47	1.35
Reach-1	184374	100_year_Existin	42000.00	5389.50	5394.84	5396.07	5399.54	0.006606	17.70	3084.85	803.79	1.39
Reach-1	184374	500_year_Existin	63000.00	5389.50	5396.16	5397.78	5402.55	0.006670	20.77	4161.13	829.57	1.45
Reach-1	183874	2_year_Existing	5700.00	5386.61	5388.55	5388.70	5389.46	0.006716	7.86	905.53	862.92	1.14
Reach-1	183874	5_year_Existing	11000.00	5386.61	5389.21	5389.54	5390.75	0.006821	10.17	1499.16	918.85	1.23
Reach-1	183874	10_year_Existing	15000.00	5386.61	5389.73	5390.06	5391.50	0.006026	11.03	1970.98	925.96	1.19
Reach-1	183874	25_year_Existing	26000.00	5386.61	5390.61	5391.27	5393.46	0.006717	14.10	2789.81	934.22	1.32
Reach-1	183874	50_year_Existing	33000.00	5386.61	5391.08	5391.94	5394.59	0.007025	15.68	3231.96	938.65	1.38
Reach-1	183874	100_year_Existin	42000.00	5386.61	5391.62	5392.76	5395.95	0.007363	17.47	3741.82	943.73	1.44
Reach-1	183874	500_year_Existin	63000.00	5386.61	5392.73	5394.43	5398.86	0.007850	20.87	4796.61	957.80	1.55
Reach-1	183374	2_year_Existing	5700.00	5383.50	5386.83	5386.29	5387.23	0.002802	5.19	1443.89	1058.18	0.63
Reach-1	183374	5_year_Existing	11000.00	5383.50	5387.67	5387.19	5388.35	0.003173	6.89	2404.08	1161.01	0.71
Reach-1	183374	10_year_Existing	15000.00	5383.50	5388.20	5387.68	5389.06	0.003259	7.80	3021.81	1162.43	0.74
Reach-1	183374	25_year_Existing	26000.00	5383.50	5389.38	5388.79	5390.68	0.003480	9.78	4392.13	1165.58	0.80
Reach-1	183374	50_year_Existing	33000.00	5383.50	5390.02	5389.41	5391.59	0.003546	10.78	5147.35	1167.31	0.82
Reach-1	183374	100_year_Existin	42000.00	5383.50	5390.79	5390.15	5392.66	0.003592	11.84	6036.71	1169.34	0.85
Reach-1	183374	500_year_Existin	63000.00	5383.50	5392.30	5391.65	5394.87	0.003719	13.98	7815.10	1186.39	0.89
Reach-1	183091	2_year_Existing	5700.00	5383.50	5385.44	5385.44	5386.18	0.004842	7.09	1191.72	1070.69	0.99
Reach-1	183091	5_year_Existing	11000.00	5383.50	5386.31	5386.31	5387.31	0.004048	8.43	2268.14	1328.36	0.96
Reach-1	183091	10_year_Existing	15000.00	5383.50	5386.76	5386.76	5388.00	0.004032	9.45	2872.96	1329.75	0.99
Reach-1	183091	25_year_Existing	26000.00	5383.50	5387.86	5387.86	5389.61	0.003816	11.43	4334.41	1333.11	1.02
Reach-1	183091	50_year_Existing	33000.00	5383.50	5388.46	5388.46	5390.51	0.003751	12.45	5130.39	1334.93	1.03
Reach-1	183091	100_year_Existin	42000.00	5383.50	5389.16	5389.16	5391.57	0.003668	13.56	6076.65	1337.10	1.04
Reach-1	183091	500_year_Existin	63000.00	5383.50	5391.73		5394.01	0.002092	13.36	9515.95	1348.67	0.84
Reach-1	182633	2_year_Existing	5700.00	5380.53	5383.28	5382.67	5383.66	0.001595	5.07	1633.47	1149.17	0.60
Reach-1	182633	5_year_Existing	11000.00	5380.53	5384.40	5383.54	5384.96	0.001404	6.24	2998.63	1272.40	0.60
Reach-1	182633	10_year_Existing	15000.00	5380.53	5385.24	5383.94	5385.85	0.001180	6.63	4065.04	1274.54	0.57
Reach-1	182633	25_year_Existing	26000.00	5380.53	5386.94	5385.25	5387.78	0.001067	7.91	6237.57	1278.69	0.57
Reach-1	182633	50_year_Existing	33000.00	5380.53	5388.01	5385.88	5388.94	0.000962	8.39	7603.46	1281.61	0.56
Reach-1	182633	100_year_Existin	42000.00	5380.53	5389.37	5386.62	5390.39	0.000838	8.82	9352.40	1284.06	0.54
Reach-1	182633	500_year_Existin	63000.00	5380.53	5391.88		5393.17	0.000760	10.01	12579.23	1288.36	0.54
Reach-1	180874	2_year_Existing	5700.00	5375.50	5378.06	5378.06	5379.22	0.004377	8.63	667.36	404.79	1.00
Reach-1	180874	5_year_Existing	11000.00	5375.50	5379.35	5379.35	5381.07	0.003675	10.60	1219.20	452.85	0.98
Reach-1	180874	10_year_Existing	15000.00	5375.50	5380.00	5380.00	5382.25	0.003876	12.15	1522.76	477.15	1.04
Reach-1	180874	25_year_Existing	26000.00	5375.50	5382.21	5382.21	5384.79	0.002667	13.31	3382.83	951.93	0.92
Reach-1	180874	50_year_Existing	33000.00	5375.50	5383.13	5383.13	5386.10	0.002638	14.45	4264.44	968.24	0.94
Reach-1	180874	100_year_Existin	42000.00	5375.50	5383.98	5383.98	5387.85	0.002855	16.18	5101.01	987.03	0.99
Reach-1	180874	500_year_Existin	63000.00	5375.50	5386.52	5386.52	5390.70	0.002389	17.70	7953.91	1262.66	0.95
Reach-1	180297	2_year_Existing	5700.00	5371.53	5373.55	5374.07	5375.51	0.009805	11.22	508.23	268.16	1.44
Reach-1	180297	5_year_Existing	11000.00	5371.53	5374.50	5375.39	5377.69	0.009618	14.34	770.88	290.10	1.51
Reach-1	180297	10_year_Existing	15000.00	5371.53	5375.22	5376.36	5378.95	0.008255	15.49	997.85	346.91	1.46
Reach-1	180297	25_year_Existing	26000.00	5371.53	5376.66	5378.26	5382.07	0.007684	18.80	1741.97	681.38	1.49
Reach-1	180297	50_year_Existing	33000.00	5371.53	5377.55	5379.36	5383.48	0.006880	19.86	2351.01	687.80	1.46
Reach-1	180297	100_year_Existin	42000.00	5371.53	5378.64	5379.74	5385.06	0.006033	20.86	3131.81	795.51	1.40
Reach-1	180297	500_year_Existin	63000.00	5371.53	5380.82	5383.18	5388.41	0.005117	23.05	5461.69	1283.40	1.35
Reach-1	179877	2_year_Existing	5700.00	5370.00	5372.34	5372.34	5373.45	0.004536	8.46	682.35	327.38	1.00
Reach-1	179877	5_year_Existing	11000.00	5370.00	5373.55	5373.55	5375.26	0.003904	10.51	1083.52	334.69	1.00
Reach-1	179877	10_year_Existing	15000.00	5370.00	5374.34	5374.34	5376.43	0.003630	11.63	1348.10	338.26	1.00
Reach-1	179877	25_year_Existing	26000.00	5370.00	5375.98	5375.98	5379.21	0.003610	14.46	1929.83	667.10	1.05
Reach-1	179877	50_year_Existing	33000.00	5370.00	5377.52	5377.52	5380.83	0.002594	14.32	3268.70	1059.82	0.93
Reach-1	179877	100_year_Existin	42000.00	5370.00	5378.53	5378.78	5382.20	0.002631	15.71	4476.74	1290.43	0.96
Reach-1	179877	500_year_Existin	63000.00	5370.00	5380.23	5381.24	5385.29	0.002947	18.81	7003.94	1629.79	1.04
Reach-1	178345	2_year_Existing	6100.00	5363.50	5365.95	5366.01	5367.12	0.004970	8.67	703.19	329.01	1.05
Reach-1	178345	5_year_Existing	10000.00	5363.50	5366.42	5366.86	5368.52	0.006934	11.65	859.57	337.92	1.28
Reach-1	178345	10_year_Existing	15000.00	5363.50	5367.19	5367.81	5370.00	0.006549	13.47	1124.66	350.59	1.29
Reach-1	178345	25_year_Existing	28000.00	5363.50	5368.93	5369.83	5373.13	0.005619	16.49	1807.15	429.76	1.29
Reach-1	178345	50_year_Existing	35000.00	5363.50	5369.31	5370.92	5374.98	0.006907	19.17	1969.66	433.63	1.44
Reach-1	178345	100_year_Existin	45000.00	5363.50	5370.47	5372.20	5376.80	0.005974	20.27	2507.93	540.04	1.39
Reach-1	178345	500_year_Existin	68000.00	5363.50	5372.95	5375.28	5380.20	0.004571	21.90	4249.33	1017.07	1.28
Reach-1	177874	2_year_Existing	6100.00	5361.50	5363.72	5363.93	5365.14	0.006115	9.55	638.44	301.64	1.16
Reach-1	177874	5_year_Existing	10000.00	5361.50	5364.85	5364.85	5366.45	0.004027	10.17	983.73	309.29	1.00
Reach-1	177874	10_year_Existing	15000.00	5361.50	5365.85	5365.85	5367.93	0.003685	11.57	1301.36	345.01	1.00
Reach-1	177874	25_year_Existing	28000.00	5361.50	5367.88	5368.07	5371.07	0.003338	14.38	2201.95	541.94	1.02
Reach-1	177874	50_year_Existing	35000.00	5361.50	5369.09	5369.19	5372.45	0.002802	14.84	3083.92	929.95	0.96
Reach-1	177874	100_year_Existin	45000.00	5361.50	5370.00	5370.64	5374.21	0.003058	16.75	4060.85	1228.35	1.03
Reach-1	177874	500_year_Existin	68000.00	5361.50	5371.18	5373.00	5377.99	0.004240	21.57	5545.35	1272.33	1.24

HEC-RAS Plan: Existing River: Fountain Creek Reach: Reach-1 (Continued)

Reach	River Sta	Profile	Q Total	Min Ch El	W.S. Elev	Crit W.S.	E.G. Elev	E.G. Slope	Vel Chnl	Flow Area	Top Width	Froude # Chl
			(cfs)	(ft)	(ft)	(ft)	(ft)	(ft/ft)	(ft/s)	(sq ft)	(ft)	
Reach-1	177374	2_year_Existing	6100.00	5359.50	5362.72	5361.92	5363.17	0.003265	5.38	1141.97	454.54	0.59
Reach-1	177374	5_year_Existing	10000.00	5359.50	5363.60	5362.65	5364.28	0.003348	6.60	1549.11	474.52	0.62
Reach-1	177374	10_year_Existing	15000.00	5359.50	5364.62	5363.44	5365.53	0.003192	7.65	2075.96	624.38	0.63
Reach-1	177374	25_year_Existing	28000.00	5359.50	5366.38	5365.25	5367.91	0.003573	10.06	3617.76	1174.51	0.71
Reach-1	177374	50_year_Existing	35000.00	5359.50	5367.25	5366.15	5368.97	0.003455	10.79	4722.28	1291.61	0.71
Reach-1	177374	100_year_Existin	45000.00	5359.50	5368.45	5367.34	5370.33	0.003172	11.47	6321.49	1377.15	0.70
Reach-1	177374	500_year_Existin	68000.00	5359.50	5370.87	5369.21	5373.02	0.002750	12.65	9816.43	1502.06	0.68
Reach-1	176874	2_year_Existing	6100.00	5357.50	5360.03	5360.03	5361.20	0.004473	8.68	703.49	353.45	1.01
Reach-1	176874	5_year_Existing	10000.00	5357.50	5361.01	5361.01	5362.46	0.003611	9.76	1329.82	713.92	0.96
Reach-1	176874	10_year_Existing	15000.00	5357.50	5361.90	5361.90	5363.77	0.003460	11.22	2009.87	819.94	0.97
Reach-1	176874	25_year_Existing	28000.00	5357.50	5363.95	5363.95	5366.28	0.002707	12.99	4585.83	1296.94	0.92
Reach-1	176874	50_year_Existing	35000.00	5357.50	5364.76	5364.76	5367.37	0.002645	13.95	5681.92	1391.46	0.93
Reach-1	176874	100_year_Existin	45000.00	5357.50	5365.77	5365.77	5368.78	0.002630	15.21	7134.71	1501.41	0.95
Reach-1	176874	500_year_Existin	68000.00	5357.50	5367.82	5367.82	5371.55	0.002525	17.35	10444.84	1725.98	0.96
Reach-1	176374	2_year_Existing	6100.00	5355.50	5358.52	5357.96	5359.09	0.002006	6.06	1027.86	492.82	0.68
Reach-1	176374	5_year_Existing	10000.00	5355.50	5359.58	5358.73	5360.31	0.001603	6.89	1642.97	660.79	0.65
Reach-1	176374	10_year_Existing	15000.00	5355.50	5360.67	5359.59	5361.59	0.001435	7.79	2459.81	824.25	0.64
Reach-1	176374	25_year_Existing	28000.00	5355.50	5362.99	5361.35	5364.29	0.001216	9.41	4777.02	1239.59	0.63
Reach-1	176374	50_year_Existing	35000.00	5355.50	5364.07	5361.79	5365.50	0.001119	9.95	6153.51	1352.76	0.62
Reach-1	176374	100_year_Existin	45000.00	5355.50	5365.40	5363.41	5367.01	0.001057	10.70	7984.49	1490.72	0.62
Reach-1	176374	500_year_Existin	68000.00	5355.50	5367.52	5365.41	5369.71	0.001133	12.70	11285.03	1751.90	0.66
Reach-1	175874	2_year_Existing	6100.00	5353.50	5357.15	5356.07	5357.71	0.003998	6.00	1017.12	302.58	0.58
Reach-1	175874	5_year_Existing	10000.00	5353.50	5358.19	5357.04	5359.04	0.004493	7.44	1459.68	595.61	0.64
Reach-1	175874	10_year_Existing	15000.00	5353.50	5359.09	5358.23	5360.33	0.005143	9.04	1988.84	676.01	0.70
Reach-1	175874	25_year_Existing	28000.00	5353.50	5360.59	5360.33	5362.96	0.007220	12.69	3048.36	935.01	0.87
Reach-1	175874	50_year_Existing	35000.00	5353.50	5361.33	5361.30	5364.19	0.007681	14.04	3878.01	1040.86	0.91
Reach-1	175874	100_year_Existin	45000.00	5353.50	5362.49	5362.49	5365.73	0.007384	15.17	4810.99	1208.83	0.91
Reach-1	175874	500_year_Existin	68000.00	5353.50	5364.92	5364.92	5368.47	0.006235	16.48	7761.91	1569.93	0.88
Reach-1	175120	2_year_Existing	6100.00	5351.80	5354.16	5354.03	5354.90	0.003448	6.98	1046.53	703.88	0.86
Reach-1	175120	5_year_Existing	10000.00	5351.80	5354.75	5354.73	5355.89	0.003838	8.73	1464.51	715.01	0.95
Reach-1	175120	10_year_Existing	15000.00	5351.80	5355.44	5355.44	5356.98	0.003816	10.19	1968.24	820.65	0.99
Reach-1	175120	25_year_Existing	28000.00	5351.80	5357.07	5357.07	5359.34	0.003376	12.51	3179.81	1285.67	0.99
Reach-1	175120	50_year_Existing	35000.00	5351.80	5357.76	5357.76	5360.45	0.003386	13.66	3712.26	1333.39	1.01
Reach-1	175120	100_year_Existin	45000.00	5351.80	5362.10	5358.71	5363.37	0.000771	9.54	6101.01	1846.24	0.53
Reach-1	175120	500_year_Existin	68000.00	5351.80	5365.13	5361.02	5366.66	0.000679	10.69	12399.09	2214.90	0.52
Reach-1	173995	2_year_Existing	6100.00	5347.50	5349.82	5349.82	5350.70	0.004049	7.60	1005.53	787.51	0.94
Reach-1	173995	5_year_Existing	10000.00	5347.50	5350.56	5350.56	5351.70	0.003629	8.83	1657.09	928.69	0.93
Reach-1	173995	10_year_Existing	15000.00	5347.50	5351.23	5351.32	5352.75	0.003715	10.33	2300.14	975.81	0.98
Reach-1	173995	25_year_Existing	28000.00	5347.50	5355.49	5352.82	5356.28	0.000734	7.84	6777.28	1737.10	0.50
Reach-1	173995	50_year_Existing	35000.00	5347.50	5358.02	5353.55	5358.88	0.000425	7.21	9607.63	1834.98	0.40
Reach-1	173995	100_year_Existin	45000.00	5347.50	5362.23	5354.50	5362.73	0.000210	6.37	14699.29	2066.43	0.30
Reach-1	173995	500_year_Existin	68000.00	5347.50	5365.26	5356.30	5365.99	0.000243	7.79	19229.15	2367.12	0.33
Reach-1	173110	2_year_Existing	6100.00	5340.52	5346.89	5345.33	5347.42	0.000886	5.99	1380.94	451.88	0.50
Reach-1	173110	5_year_Existing	10000.00	5340.52	5348.58	5346.33	5349.26	0.000767	6.90	2288.44	592.63	0.49
Reach-1	173110	10_year_Existing	15000.00	5340.52	5350.59	5347.64	5351.35	0.000618	7.47	3542.71	651.02	0.46
Reach-1	173110	25_year_Existing	28000.00	5340.52	5354.72	5350.14	5355.70	0.000487	8.71	6751.10	1943.91	0.44
Reach-1	173110	50_year_Existing	35000.00	5340.52	5357.34	5351.16	5358.25	0.000364	8.57	9098.80	2210.32	0.39
Reach-1	173110	100_year_Existin	45000.00	5340.52	5361.68	5352.58	5362.45	0.000231	8.09	13043.08	2621.71	0.32
Reach-1	173110	500_year_Existin	68000.00	5340.52	5364.89	5355.60	5365.73	0.000238	9.11	23521.98	2942.48	0.34
Reach-1	172976		Bridge									
Reach-1	172924	2_year_Existing	6100.00	5340.54	5346.07	5345.34	5346.92	0.001861	7.46	909.27	280.62	0.70
Reach-1	172924	5_year_Existing	10000.00	5340.54	5347.53	5346.42	5348.66	0.001573	8.64	1326.57	289.71	0.68
Reach-1	172924	10_year_Existing	15000.00	5340.54	5349.25	5347.62	5350.64	0.001319	9.62	1833.94	302.00	0.65
Reach-1	172924	25_year_Existing	28000.00	5340.54	5351.85	5350.11	5354.25	0.001649	13.17	2586.18	373.72	0.77
Reach-1	172924	50_year_Existing	35000.00	5340.54	5355.19	5351.42	5357.10	0.000812	11.49	5181.24	1956.94	0.57
Reach-1	172924	100_year_Existin	45000.00	5340.54	5353.98	5353.25	5358.02	0.001930	16.57	4068.84	1775.24	0.86
Reach-1	172924	500_year_Existin	68000.00	5340.54	5359.99	5356.95	5362.88	0.000873	14.76	9541.92	2433.07	0.62
Reach-1	172824	2_year_Existing	6100.00	5340.10	5346.01	5344.66	5346.69	0.001139	6.63	997.82	262.16	0.56
Reach-1	172824	5_year_Existing	10000.00	5340.10	5347.46	5345.82	5348.46	0.001159	8.10	1383.29	270.50	0.59
Reach-1	172824	10_year_Existing	15000.00	5340.10	5349.16	5347.10	5350.49	0.001094	9.35	1852.72	281.95	0.60
Reach-1	172824	25_year_Existing	28000.00	5340.10	5350.06	5349.79	5353.73	0.002594	15.54	2110.92	306.79	0.94
Reach-1	172824	50_year_Existing	35000.00	5340.10	5355.18	5351.12	5356.96	0.000716	11.21	6903.66	1993.38	0.54
Reach-1	172824	100_year_Existin	45000.00	5340.10	5353.87	5353.87	5357.89	0.001792	16.57	5082.04	1724.87	0.84
Reach-1	172824	500_year_Existin	68000.00	5340.10	5360.54	5356.85	5362.19	0.000544	12.20	20622.51	2729.09	0.50
Reach-1	172697		Bridge									
Reach-1	172550	2_year_Existing	6100.00	5339.89	5344.46	5344.46	5345.91	0.003978	9.69	640.51	305.11	0.99
Reach-1	172550	5_year_Existing	10000.00	5339.89	5345.66	5345.66	5347.62	0.003428	11.26	968.20	384.43	0.97
Reach-1	172550	10_year_Existing	15000.00	5339.89	5346.90	5346.90	5349.45	0.003203	12.92	1335.08	473.99	0.98
Reach-1	172550	25_year_Existing	28000.00	5339.89	5349.50	5349.50	5352.84	0.002660	15.28	3083.66	1069.04	0.95
Reach-1	172550	50_year_Existing	35000.00	5339.89	5349.56	5350.98	5354.69	0.004053	18.95	3123.19	1073.81	1.17

HEC-RAS Plan: Existing River: Fountain Creek Reach: Reach-1 (Continued)

Reach	River Sta	Profile	Q Total	Min Ch El	W.S. Elev	Crit W.S.	E.G. Elev	E.G. Slope	Vel Chnl	Flow Area	Top Width	Froude # Chl
			(cfs)	(ft)	(ft)	(ft)	(ft)	(ft/ft)	(ft/s)	(sq ft)	(ft)	
Reach-1	172550	100_year_Existin	45000.00	5339.89	5352.63	5352.63	5355.48	0.001698	15.20	8642.04	2018.64	0.80
Reach-1	172550	500_year_Existin	68000.00	5339.89	5354.79	5354.79	5358.15	0.001748	17.36	13272.48	2266.68	0.84
Reach-1	171422	2_year_Existing	6100.00	5335.55	5337.96	5337.95	5339.07	0.004352	8.73	1068.98	596.08	1.00
Reach-1	171422	5_year_Existing	10000.00	5335.55	5337.99	5338.84	5340.90	0.011259	14.14	1083.14	607.42	1.61
Reach-1	171422	10_year_Existing	15000.00	5335.55	5338.55	5339.79	5342.66	0.012198	16.93	1434.17	629.46	1.73
Reach-1	171422	25_year_Existing	28000.00	5335.55	5339.84	5341.81	5346.32	0.012213	21.53	2257.81	653.00	1.84
Reach-1	171422	50_year_Existing	35000.00	5335.55	5340.77	5343.22	5347.46	0.009784	21.98	2960.42	855.89	1.70
Reach-1	171422	100_year_Existin	45000.00	5335.55	5341.43	5344.28	5349.89	0.010577	24.78	3576.97	966.67	1.81
Reach-1	171422	500_year_Existin	68000.00	5335.55	5343.51	5346.29	5352.72	0.008043	26.45	6834.53	1760.83	1.66
Reach-1	170874	2_year_Existing	6100.00	5333.30	5338.05		5338.98	0.003225	7.81	1671.99	823.39	0.87
Reach-1	170874	5_year_Existing	10000.00	5333.30	5338.74	5338.71	5338.24	0.003839	9.98	2274.91	912.41	0.98
Reach-1	170874	10_year_Existing	15000.00	5333.30	5337.67	5337.67	5339.65	0.003823	11.50	3165.32	994.52	1.00
Reach-1	170874	25_year_Existing	28000.00	5333.30	5340.05	5340.11	5342.56	0.002599	13.19	6877.72	2105.28	0.91
Reach-1	170874	50_year_Existing	35000.00	5333.30	5340.68	5341.01	5343.74	0.002857	14.70	8021.10	2170.16	0.97
Reach-1	170874	100_year_Existin	45000.00	5333.30	5341.10	5342.11	5345.41	0.003789	17.59	8937.85	2204.59	1.13
Reach-1	170874	500_year_Existin	68000.00	5333.30	5342.47	5344.13	5348.56	0.004492	21.41	12045.95	2297.49	1.26
Reach-1	170374	2_year_Existing	6100.00	5331.50	5333.92	5333.92	5335.07	0.004474	8.72	1304.98	845.71	1.01
Reach-1	170374	5_year_Existing	10000.00	5331.50	5334.84	5334.84	5336.33	0.003795	10.03	2128.80	911.67	0.98
Reach-1	170374	10_year_Existing	15000.00	5331.50	5335.57	5335.84	5337.69	0.004197	12.08	2904.00	1206.38	1.07
Reach-1	170374	25_year_Existing	28000.00	5331.50	5336.87	5337.69	5340.64	0.005333	16.42	4923.55	1739.85	1.26
Reach-1	170374	50_year_Existing	35000.00	5331.50	5337.62	5338.86	5341.77	0.005047	17.46	6262.78	1860.53	1.25
Reach-1	170374	100_year_Existin	45000.00	5331.50	5338.57	5339.84	5343.24	0.004818	18.81	8295.55	2266.49	1.25
Reach-1	170374	500_year_Existin	68000.00	5331.50	5340.07	5341.77	5346.15	0.005126	22.09	11733.65	2348.74	1.34
Reach-1	169907	2_year_Existing	5100.00	5328.83	5330.61	5331.04	5332.16	0.009673	10.08	625.24	540.18	1.39
Reach-1	169907	5_year_Existing	9900.00	5328.83	5332.21	5331.86	5333.46	0.003366	9.28	1910.37	1410.16	0.92
Reach-1	169907	10_year_Existing	15000.00	5328.83	5333.05	5333.11	5334.57	0.003182	10.54	3122.92	1501.16	0.93
Reach-1	169907	25_year_Existing	27000.00	5328.83	5333.27	5334.57	5337.53	0.008342	17.72	3467.26	1525.55	1.52
Reach-1	169907	50_year_Existing	34000.00	5328.83	5335.62	5335.28	5337.67	0.002482	12.92	7316.43	1749.81	0.89
Reach-1	169907	100_year_Existin	45000.00	5328.83	5337.02	5336.30	5339.17	0.002095	13.55	9889.60	1943.54	0.85
Reach-1	169907	500_year_Existin	68000.00	5328.83	5339.62	5338.27	5341.89	0.001622	14.39	15235.21	2107.23	0.78
Reach-1	169919	2_year_Existing	5100.00	5324.77	5327.26	5327.04	5328.14	0.003333	7.54	676.17	289.00	0.87
Reach-1	169919	5_year_Existing	9900.00	5324.77	5328.27	5328.27	5329.87	0.003868	10.16	1013.20	420.46	0.99
Reach-1	169919	10_year_Existing	15000.00	5324.77	5329.39	5329.39	5331.35	0.003246	11.33	1660.55	862.56	0.95
Reach-1	169919	25_year_Existing	27000.00	5324.77	5331.45	5331.45	5333.85	0.002541	12.95	4064.64	1230.18	0.90
Reach-1	169919	50_year_Existing	34000.00	5324.77	5332.17	5332.17	5335.04	0.002700	14.33	4958.84	1280.90	0.94
Reach-1	169919	100_year_Existin	45000.00	5324.77	5333.44	5333.44	5336.76	0.002593	15.65	6665.56	1436.14	0.95
Reach-1	169919	500_year_Existin	68000.00	5324.77	5335.79	5335.79	5339.77	0.002433	17.75	10303.87	1773.73	0.96
Reach-1	169374	2_year_Existing	5100.00	5323.50	5325.79		5328.24	0.003181	5.39	950.21	473.04	0.66
Reach-1	169374	5_year_Existing	9900.00	5323.50	5326.81	5326.19	5327.54	0.003039	6.90	1674.44	892.85	0.69
Reach-1	169374	10_year_Existing	15000.00	5323.50	5327.82	5327.00	5328.70	0.002573	7.67	2653.25	1021.61	0.67
Reach-1	169374	25_year_Existing	27000.00	5323.50	5329.50	5328.58	5330.72	0.002373	9.28	4982.03	1433.14	0.68
Reach-1	169374	50_year_Existing	34000.00	5323.50	5330.39	5329.26	5331.73	0.002211	9.86	6267.13	1462.33	0.67
Reach-1	169374	100_year_Existin	45000.00	5323.50	5331.75	5330.19	5333.22	0.001951	10.48	8291.81	1559.53	0.65
Reach-1	169374	500_year_Existin	68000.00	5323.50	5334.29	5331.84	5335.95	0.001603	11.42	13425.55	2315.09	0.62
Reach-1	167520	2_year_Existing	5100.00	5319.80	5321.88	5321.88	5322.88	0.004781	8.04	634.07	321.74	1.01
Reach-1	167520	5_year_Existing	9900.00	5319.80	5323.01	5323.01	5324.52	0.003966	9.87	1073.51	442.92	0.99
Reach-1	167520	10_year_Existing	15000.00	5319.80	5323.92	5323.92	5325.94	0.003786	11.47	1512.17	542.14	1.01
Reach-1	167520	25_year_Existing	27000.00	5319.80	5325.99	5325.99	5328.42	0.002750	12.91	3712.31	1251.53	0.92
Reach-1	167520	50_year_Existing	34000.00	5319.80	5326.92	5326.92	5329.57	0.002556	13.68	4979.47	1475.27	0.91
Reach-1	167520	100_year_Existin	45000.00	5319.80	5328.07	5328.07	5331.17	0.002522	15.04	7179.90	2382.98	0.93
Reach-1	167520	500_year_Existin	68000.00	5319.80	5330.15	5330.15	5334.05	0.002461	17.28	12661.91	3089.46	0.95
Reach-1	166874	2_year_Existing	5100.00	5315.50	5317.42	5317.76	5318.90	0.007993	9.77	521.92	291.67	1.29
Reach-1	166874	5_year_Existing	9900.00	5315.50	5318.27	5318.91	5320.80	0.008499	12.76	778.32	307.54	1.41
Reach-1	166874	10_year_Existing	15000.00	5315.50	5319.11	5319.92	5322.39	0.007533	14.53	1039.18	316.62	1.39
Reach-1	166874	25_year_Existing	27000.00	5315.50	5320.67	5322.14	5325.52	0.006810	17.77	1834.57	778.54	1.41
Reach-1	166874	50_year_Existing	34000.00	5315.50	5321.51	5323.08	5326.86	0.006185	18.80	2533.96	885.45	1.38
Reach-1	166874	100_year_Existin	45000.00	5315.50	5322.74	5324.38	5328.60	0.005387	19.96	3712.62	995.58	1.33
Reach-1	166874	500_year_Existin	68000.00	5315.50	5324.95	5327.32	5331.67	0.004498	21.88	6172.98	1583.31	1.27
Reach-1	166374	2_year_Existing	5100.00	5313.50	5315.75	5315.75	5316.78	0.004425	8.22	751.98	395.87	0.99
Reach-1	166374	5_year_Existing	9900.00	5313.50	5316.92	5316.92	5318.47	0.003907	10.16	1275.11	463.55	0.99
Reach-1	166374	10_year_Existing	15000.00	5313.50	5317.91	5317.91	5319.93	0.003658	11.69	1733.46	469.83	1.00
Reach-1	166374	25_year_Existing	27000.00	5313.50	5319.91	5319.94	5322.74	0.003098	13.95	3244.86	1060.67	0.99
Reach-1	166374	50_year_Existing	34000.00	5313.50	5320.77	5321.20	5324.12	0.003132	15.28	4175.58	1096.19	1.01
Reach-1	166374	100_year_Existin	45000.00	5313.50	5321.62	5322.82	5325.98	0.003563	17.63	5112.57	1109.70	1.10
Reach-1	166374	500_year_Existin	68000.00	5313.50	5322.99	5325.07	5329.33	0.004393	21.72	7737.14	2548.05	1.26
Reach-1	165874	2_year_Existing	5100.00	5311.50	5313.84	5313.55	5314.55	0.002997	6.74	756.12	352.57	0.81
Reach-1	165874	5_year_Existing	9900.00	5311.50	5314.33	5314.60	5316.09	0.005790	10.86	928.63	357.39	1.16
Reach-1	165874	10_year_Existing	15000.00	5311.50	5315.01	5315.53	5317.55	0.006092	12.76	1184.22	389.14	1.24
Reach-1	165874	25_year_Existing	27000.00	5311.50	5316.34	5317.49	5320.46	0.006342	16.34	1821.05	688.71	1.34
Reach-1	165874	50_year_Existing	34000.00	5311.50	5317.03	5318.48	5321.84	0.006174	17.71	2378.08	905.68	1.35
Reach-1	165874	100_year_Existin	45000.00	5311.50	5318.10	5319.73	5323.63	0.005677	19.17	3516.31	1217.10	1.34

HEC-RAS Plan: Existing River: Fountain Creek Reach: Reach-1 (Continued)

Reach	River Sta	Profile	Q Total	Min Ch El	W.S. Elev	Crit W.S.	E.G. Elev	E.G. Slope	Vel Chnl	Flow Area	Top Width	Froude # Chl
			(cfs)	(ft)	(ft)	(ft)	(ft)	(ft/ft)	(ft/s)	(sq ft)	(ft)	
Reach-1	165874	500_year_Existin	68000.00	5311.50	5319.75	5322.32	5326.80	0.005532	22.08	5686.91	1408.58	1.37
Reach-1	165874	2_year_Existing	5100.00	5309.50	5311.79	5311.74	5312.73	0.004376	7.80	654.26	326.88	0.97
Reach-1	165374	5_year_Existing	9900.00	5309.50	5312.87	5312.87	5314.31	0.004126	9.61	1042.36	443.04	1.00
Reach-1	165374	10_year_Existing	15000.00	5309.50	5313.83	5313.63	5315.64	0.003570	10.84	1594.63	709.91	0.98
Reach-1	165374	25_year_Existing	27000.00	5309.50	5315.30	5315.57	5318.13	0.003712	13.73	2739.68	804.05	1.05
Reach-1	165374	50_year_Existing	34000.00	5309.50	5316.42	5316.52	5319.33	0.003005	14.04	3890.81	1476.14	0.98
Reach-1	165374	100_year_Existin	45000.00	5309.50	5317.43	5318.35	5320.99	0.003085	15.69	5688.68	2054.86	1.01
Reach-1	165374	500_year_Existin	68000.00	5309.50	5318.56	5320.35	5323.96	0.004038	19.73	9050.85	3606.63	1.19
Reach-1	164874	2_year_Existing	5100.00	5307.50	5309.88	5309.72	5310.68	0.003707	7.17	711.77	361.78	0.89
Reach-1	164874	5_year_Existing	9900.00	5307.50	5310.90	5310.79	5312.19	0.003467	9.15	1205.87	613.42	0.93
Reach-1	164874	10_year_Existing	15000.00	5307.50	5311.38	5311.79	5313.54	0.004815	11.87	1530.70	734.61	1.12
Reach-1	164874	25_year_Existing	27000.00	5307.50	5312.82	5313.56	5316.02	0.004658	14.68	2857.01	1103.39	1.16
Reach-1	164874	50_year_Existing	34000.00	5307.50	5313.35	5314.26	5317.30	0.005101	16.44	3464.26	1193.29	1.24
Reach-1	164874	100_year_Existin	45000.00	5307.50	5314.31	5315.55	5318.96	0.004952	18.05	4807.37	1783.62	1.25
Reach-1	164874	500_year_Existin	68000.00	5307.50	5316.06	5317.73	5321.77	0.004623	20.47	8456.79	2391.98	1.26
Reach-1	164374	2_year_Existing	5100.00	5305.50	5307.92	5307.76	5308.82	0.003658	7.64	667.90	300.78	0.90
Reach-1	164374	5_year_Existing	9900.00	5305.50	5308.99	5308.99	5310.42	0.003546	9.74	1388.81	747.05	0.95
Reach-1	164374	10_year_Existing	15000.00	5305.50	5309.86	5309.86	5311.75	0.003500	11.33	2066.74	800.76	0.98
Reach-1	164374	25_year_Existing	27000.00	5305.50	5311.66	5311.78	5314.11	0.002990	13.32	4373.33	1490.31	0.96
Reach-1	164374	50_year_Existing	34000.00	5305.50	5312.80	5312.72	5315.24	0.002731	14.04	5971.38	1885.05	0.94
Reach-1	164374	100_year_Existin	45000.00	5305.50	5313.51	5313.60	5316.78	0.002967	15.89	7747.57	2038.67	1.00
Reach-1	164374	500_year_Existin	68000.00	5305.50	5315.02	5316.20	5319.42	0.003348	18.99	12530.85	3756.44	1.10
Reach-1	163874	2_year_Existing	5100.00	5303.50	5305.74	5305.74	5306.75	0.004726	8.06	633.02	318.92	1.01
Reach-1	163874	5_year_Existing	9900.00	5303.50	5306.70	5306.91	5308.36	0.004770	10.38	1105.92	710.00	1.08
Reach-1	163874	10_year_Existing	15000.00	5303.50	5307.49	5307.80	5309.71	0.004885	12.11	1772.30	980.43	1.11
Reach-1	163874	25_year_Existing	27000.00	5303.50	5308.89	5309.68	5312.17	0.004718	15.06	3804.33	1789.90	1.18
Reach-1	163874	50_year_Existing	34000.00	5303.50	5309.55	5310.83	5313.35	0.004778	16.42	5062.55	2065.30	1.21
Reach-1	163874	100_year_Existin	45000.00	5303.50	5310.76	5311.89	5314.95	0.004175	17.45	8449.71	3133.10	1.17
Reach-1	163874	500_year_Existin	68000.00	5303.50	5312.30	5313.62	5317.48	0.004244	20.11	13686.32	3608.90	1.22
Reach-1	163374	2_year_Existing	5100.00	5301.50	5303.87	5303.53	5304.50	0.002801	6.37	1364.86	994.28	0.78
Reach-1	163374	5_year_Existing	9900.00	5301.50	5304.86	5304.54	5305.92	0.002837	8.27	2624.03	1513.69	0.84
Reach-1	163374	10_year_Existing	15000.00	5301.50	5305.04	5305.43	5307.19	0.005365	11.82	2900.59	1598.35	1.16
Reach-1	163374	25_year_Existing	27000.00	5301.50	5306.34	5307.11	5309.65	0.005350	14.81	5534.77	2644.51	1.23
Reach-1	163374	50_year_Existing	34000.00	5301.50	5306.99	5307.83	5310.85	0.005268	16.08	7337.46	2871.17	1.25
Reach-1	163374	100_year_Existin	45000.00	5301.50	5308.03	5309.24	5312.64	0.004949	17.62	10515.72	3564.14	1.25
Reach-1	163374	500_year_Existin	68000.00	5301.50	5309.86	5311.15	5315.30	0.004343	19.61	17077.92	3605.29	1.22
Reach-1	162874	2_year_Existing	5100.00	5299.50	5301.75	5301.75	5302.73	0.004403	8.09	883.33	601.63	0.98
Reach-1	162874	5_year_Existing	9900.00	5299.50	5302.89	5302.89	5304.26	0.003676	9.79	1835.65	1147.93	0.96
Reach-1	162874	10_year_Existing	15000.00	5299.50	5303.98	5303.98	5305.40	0.002760	10.29	4294.78	3175.13	0.87
Reach-1	162874	25_year_Existing	27000.00	5299.50	5305.09	5305.48	5307.21	0.003355	13.23	7917.97	3330.41	1.00
Reach-1	162874	50_year_Existing	34000.00	5299.50	5305.37	5306.07	5308.17	0.004267	15.42	8845.07	3367.01	1.14
Reach-1	162874	100_year_Existin	45000.00	5299.50	5305.65	5306.86	5309.77	0.006016	18.93	9822.27	3406.36	1.38
Reach-1	162874	500_year_Existin	68000.00	5299.50	5306.51	5308.29	5312.41	0.007724	23.44	12761.48	3474.20	1.58
Reach-1	162374	2_year_Existing	5100.00	5297.50	5300.00	5299.52	5300.32	0.004209	5.13	2110.52	2173.78	0.64
Reach-1	162374	5_year_Existing	9900.00	5297.50	5300.82	5300.30	5301.28	0.004180	6.42	4154.70	2804.83	0.67
Reach-1	162374	10_year_Existing	15000.00	5297.50	5301.28	5300.89	5301.94	0.005227	7.93	5527.45	3159.02	0.77
Reach-1	162374	25_year_Existing	27000.00	5297.50	5302.27	5301.94	5303.16	0.005574	9.75	8830.27	3413.60	0.83
Reach-1	162374	50_year_Existing	34000.00	5297.50	5302.91	5302.35	5303.80	0.004919	10.05	11027.88	3451.60	0.80
Reach-1	162374	100_year_Existin	45000.00	5297.50	5303.90	5302.93	5304.78	0.004070	10.32	14506.88	3589.00	0.75
Reach-1	162374	500_year_Existin	68000.00	5297.50	5305.82	5303.76	5306.73	0.003087	10.85	21645.88	3810.84	0.68
Reach-1	161874	2_year_Existing	5100.00	5295.50	5297.79		5298.39	0.003473	6.49	1640.01	2243.74	0.85
Reach-1	161874	5_year_Existing	9900.00	5295.50	5298.49		5299.32	0.003534	8.10	3755.77	3101.00	0.91
Reach-1	161874	10_year_Existing	15000.00	5295.50	5299.22		5300.06	0.002800	8.56	6013.75	3106.18	0.84
Reach-1	161874	25_year_Existing	27000.00	5295.50	5300.74		5301.61	0.001948	9.24	10757.48	3118.57	0.75
Reach-1	161874	50_year_Existing	34000.00	5295.50	5301.46		5302.40	0.001802	9.77	12997.08	3126.08	0.74
Reach-1	161874	100_year_Existin	45000.00	5295.50	5302.34		5303.45	0.001809	10.61	15754.85	3163.64	0.76
Reach-1	161874	500_year_Existin	68000.00	5295.50	5304.38		5305.65	0.001483	11.79	22282.22	3259.88	0.72
Reach-1	161374	2_year_Existing	5000.00	5293.50	5295.73	5295.73	5296.52	0.003950	7.41	1274.05	1285.99	0.92
Reach-1	161374	5_year_Existing	10000.00	5293.50	5296.80	5296.80	5297.71	0.002936	8.48	3706.53	2565.20	0.85
Reach-1	161374	10_year_Existing	15000.00	5293.50	5297.38	5297.38	5298.53	0.003186	9.91	5220.13	2650.59	0.92
Reach-1	161374	25_year_Existing	29000.00	5293.50	5298.84		5300.34	0.002995	12.04	9241.19	2799.00	0.94
Reach-1	161374	50_year_Existing	37000.00	5293.50	5299.66		5301.24	0.002684	12.59	11580.87	2868.27	0.91
Reach-1	161374	100_year_Existin	48000.00	5293.50	5300.73		5302.37	0.002357	13.17	14673.09	2921.53	0.88
Reach-1	161374	500_year_Existin	74000.00	5293.50	5302.84		5304.72	0.002033	14.58	20889.61	2985.21	0.85
Reach-1	160862	2_year_Existing	5000.00	5291.51	5293.86	5293.58	5294.52	0.003193	6.82	1367.84	960.91	0.83
Reach-1	160862	5_year_Existing	10000.00	5291.51	5294.95	5294.75	5295.87	0.002752	8.34	3109.43	1809.65	0.83
Reach-1	160862	10_year_Existing	15000.00	5291.51	5295.85	5295.47	5296.90	0.002381	9.17	4840.25	2050.64	0.80
Reach-1	160862	25_year_Existing	29000.00	5291.51	5297.83		5299.08	0.001857	10.57	9443.14	2527.41	0.76
Reach-1	160862	50_year_Existing	37000.00	5291.51	5298.70		5300.07	0.001778	11.31	11669.28	2579.76	0.76
Reach-1	160862	100_year_Existin	48000.00	5291.51	5299.81		5301.32	0.001675	12.13	14584.05	2679.43	0.76
Reach-1	160862	500_year_Existin	74000.00	5291.51	5301.94		5303.80	0.001597	13.86	20756.30	3072.87	0.77

HEC-RAS Plan: Existing River: Fountain Creek Reach: Reach-1 (Continued)

Reach	River Sta	Profile	Q Total	Min Ch El	W.S. Elev	Crit W.S.	E.G. Elev	E.G. Slope	Vel Chnl	Flow Area	Top Width	Froude # Chl
			(cfs)	(ft)	(ft)	(ft)	(ft)	(ft/ft)	(ft/s)	(sq ft)	(ft)	
Reach-1	160374	2_year_Existing	5000.00	5289.50	5291.86	5291.73	5292.79	0.003843	7.73	647.07	296.92	0.92
Reach-1	160374	5_year_Existing	10000.00	5289.50	5293.02	5293.02	5294.36	0.003326	9.52	1877.47	1243.43	0.92
Reach-1	160374	10_year_Existing	15000.00	5289.50	5293.94	5293.94	5295.54	0.003016	10.87	3188.53	1705.86	0.91
Reach-1	160374	25_year_Existing	29000.00	5289.50	5295.68	5295.68	5297.86	0.002895	13.14	6360.60	1857.15	0.95
Reach-1	160374	50_year_Existing	37000.00	5289.50	5296.67	5296.67	5298.94	0.002577	13.73	8543.07	2374.29	0.92
Reach-1	160374	100_year_Existin	48000.00	5289.50	5297.60	5297.60	5300.20	0.002602	15.01	10779.14	2410.94	0.94
Reach-1	160374	500_year_Existin	74000.00	5289.50	5299.51	5299.51	5302.69	0.002577	17.25	15830.71	2602.88	0.97
Reach-1	159874	2_year_Existing	5000.00	5287.50	5289.69	5289.69	5290.64	0.004827	7.80	640.99	344.40	1.01
Reach-1	159874	5_year_Existing	10000.00	5287.50	5290.52	5290.88	5292.21	0.005570	10.49	1289.27	1077.43	1.15
Reach-1	159874	10_year_Existing	15000.00	5287.50	5291.13	5291.68	5293.42	0.005904	12.41	1923.83	1086.16	1.22
Reach-1	159874	25_year_Existing	29000.00	5287.50	5292.67	5293.57	5295.89	0.005257	15.20	4119.77	1990.11	1.23
Reach-1	159874	50_year_Existing	37000.00	5287.50	5293.28	5294.38	5297.01	0.005340	16.62	5361.64	2036.76	1.26
Reach-1	159874	100_year_Existin	48000.00	5287.50	5294.19	5295.25	5298.30	0.004956	17.77	7252.79	2137.61	1.25
Reach-1	159874	500_year_Existin	74000.00	5287.50	5295.88	5297.12	5300.82	0.004638	20.15	10937.01	2222.57	1.26
Reach-1	159374	2_year_Existing	5000.00	5285.50	5287.70	5287.57	5288.27	0.003414	6.34	1488.17	1349.22	0.84
Reach-1	159374	5_year_Existing	10000.00	5285.50	5288.51	5288.39	5289.42	0.003434	8.19	2660.95	1485.42	0.90
Reach-1	159374	10_year_Existing	15000.00	5285.50	5289.09	5289.03	5290.34	0.003714	9.74	3541.62	1543.87	0.97
Reach-1	159374	25_year_Existing	29000.00	5285.50	5289.71	5290.55	5292.75	0.007322	15.41	4538.88	1700.70	1.40
Reach-1	159374	50_year_Existing	37000.00	5285.50	5290.25	5291.23	5293.86	0.007390	16.92	5502.00	1863.81	1.43
Reach-1	159374	100_year_Existin	48000.00	5285.50	5290.86	5292.16	5295.23	0.007671	18.82	6846.16	1894.01	1.49
Reach-1	159374	500_year_Existin	74000.00	5285.50	5292.24	5293.93	5297.86	0.007375	21.77	9702.41	2804.24	1.53
Reach-1	158874	2_year_Existing	5000.00	5283.50	5285.70	5285.60	5286.36	0.004253	6.60	857.33	647.22	0.92
Reach-1	158874	5_year_Existing	10000.00	5283.50	5286.55	5286.55	5287.57	0.003927	8.25	1786.34	1311.69	0.95
Reach-1	158874	10_year_Existing	15000.00	5283.50	5287.21	5287.21	5288.49	0.003650	9.38	2673.86	1369.20	0.95
Reach-1	158874	25_year_Existing	29000.00	5283.50	5288.65	5288.65	5290.68	0.003349	11.71	4786.75	1833.85	0.98
Reach-1	158874	50_year_Existing	37000.00	5283.50	5289.37	5289.37	5291.54	0.003232	12.63	6027.47	1849.67	0.98
Reach-1	158874	100_year_Existin	48000.00	5283.50	5290.27	5290.27	5292.74	0.003035	13.63	7829.81	2138.54	0.97
Reach-1	158874	500_year_Existin	74000.00	5283.50	5291.92	5292.07	5295.11	0.002978	15.83	11729.12	2602.45	1.00
Reach-1	158374	2_year_Existing	5000.00	5281.50	5283.54	5283.54	5284.25	0.004200	7.05	1260.65	1256.19	0.93
Reach-1	158374	5_year_Existing	10000.00	5281.50	5284.26	5284.41	5285.41	0.004725	9.36	2397.62	1772.87	1.05
Reach-1	158374	10_year_Existing	15000.00	5281.50	5284.77	5285.04	5286.32	0.005153	11.08	3325.97	1816.23	1.13
Reach-1	158374	25_year_Existing	29000.00	5281.50	5286.64	5286.45	5288.24	0.003100	11.87	6922.80	2059.12	0.95
Reach-1	158374	50_year_Existing	37000.00	5281.50	5287.53	5287.11	5289.21	0.002685	12.36	8797.49	2139.97	0.91
Reach-1	158374	100_year_Existin	48000.00	5281.50	5288.57	5287.89	5290.44	0.002466	13.22	11112.35	2407.75	0.89
Reach-1	158374	500_year_Existin	74000.00	5281.50	5290.52	5289.64	5292.83	0.002294	15.08	16570.46	3201.01	0.90
Reach-1	157874	2_year_Existing	5000.00	5279.50	5281.73	5281.50	5282.31	0.002856	6.39	1362.42	1197.62	0.79
Reach-1	157874	5_year_Existing	10000.00	5279.50	5283.08	5282.44	5283.72	0.001762	7.03	3335.49	1638.99	0.67
Reach-1	157874	10_year_Existing	15000.00	5279.50	5283.98	5283.15	5284.77	0.001657	7.97	4908.28	1865.98	0.68
Reach-1	157874	25_year_Existing	29000.00	5279.50	5285.96		5287.05	0.001487	9.73	8763.37	2013.73	0.68
Reach-1	157874	50_year_Existing	37000.00	5279.50	5286.81		5288.11	0.001518	10.70	10600.84	2299.74	0.71
Reach-1	157874	100_year_Existin	48000.00	5279.50	5287.88		5289.38	0.001505	11.70	13255.89	2670.60	0.72
Reach-1	157874	500_year_Existin	74000.00	5279.50	5289.81		5291.79	0.001582	13.81	19054.00	3340.30	0.76
Reach-1	157374	2_year_Existing	5000.00	5277.50	5279.97	5279.71	5280.76	0.003253	7.13	701.45	319.38	0.85
Reach-1	157374	5_year_Existing	10000.00	5277.50	5280.97	5280.97	5282.41	0.003685	9.68	1294.98	928.58	0.96
Reach-1	157374	10_year_Existing	15000.00	5277.50	5282.07	5282.07	5283.63	0.002826	10.31	2710.92	1567.49	0.88
Reach-1	157374	25_year_Existing	29000.00	5277.50	5283.90	5283.90	5285.99	0.002600	12.56	6046.83	2070.39	0.90
Reach-1	157374	50_year_Existing	37000.00	5277.50	5284.75	5284.75	5287.05	0.002511	13.46	7905.95	2303.51	0.90
Reach-1	157374	100_year_Existin	48000.00	5277.50	5285.71	5285.71	5288.31	0.002511	14.67	10231.93	2564.67	0.92
Reach-1	157374	500_year_Existin	74000.00	5277.50	5287.61	5287.61	5290.71	0.002433	16.68	15321.60	2704.90	0.94
Reach-1	156874	2_year_Existing	5000.00	5275.50	5278.19	5277.71	5278.72	0.004843	5.99	1270.49	1428.02	0.70
Reach-1	156874	5_year_Existing	10000.00	5275.50	5279.02	5278.86	5279.86	0.005626	7.95	2527.65	1569.22	0.79
Reach-1	156874	10_year_Existing	15000.00	5275.50	5279.79	5279.53	5280.79	0.005251	8.89	3785.86	1698.75	0.79
Reach-1	156874	25_year_Existing	29000.00	5275.50	5281.57	5280.93	5282.80	0.004435	10.46	7059.12	1996.75	0.77
Reach-1	156874	50_year_Existing	37000.00	5275.50	5282.42	5281.59	5283.75	0.004155	11.13	8819.43	2139.92	0.77
Reach-1	156874	100_year_Existin	48000.00	5275.50	5283.40	5282.40	5284.89	0.004027	12.03	10992.76	2304.44	0.77
Reach-1	156874	500_year_Existin	74000.00	5275.50	5285.57	5284.02	5287.26	0.003507	13.30	16424.36	2723.10	0.75
Reach-1	156374	2_year_Existing	5000.00	5273.50	5275.52	5275.52	5276.32	0.004657	7.25	867.46	800.72	0.98
Reach-1	156374	5_year_Existing	10000.00	5273.50	5276.52	5276.52	5277.62	0.003655	8.87	2009.01	1333.15	0.93
Reach-1	156374	10_year_Existing	15000.00	5273.50	5277.21	5277.21	5278.61	0.003552	9.97	2940.85	1350.95	0.96
Reach-1	156374	25_year_Existing	29000.00	5273.50	5278.87	5278.87	5280.87	0.003144	12.24	5443.48	1786.16	0.96
Reach-1	156374	50_year_Existing	37000.00	5273.50	5279.63	5279.63	5281.89	0.003043	13.21	6896.52	2063.54	0.97
Reach-1	156374	100_year_Existin	48000.00	5273.50	5280.60	5280.60	5283.11	0.002842	14.18	9014.15	2210.71	0.96
Reach-1	156374	500_year_Existin	74000.00	5273.50	5282.35	5282.35	5285.55	0.002813	16.42	12918.83	2255.88	0.99
Reach-1	155874	2_year_Existing	5000.00	5269.50	5271.74	5271.46	5272.29	0.002966	5.93	903.27	646.39	0.78
Reach-1	155374	5_year_Existing	10000.00	5269.50	5272.94	5272.38	5273.67	0.002057	6.94	1958.49	1163.68	0.71
Reach-1	155374	10_year_Existing	15000.00	5269.50	5274.04	5273.14	5274.84	0.001515	7.36	3522.98	1801.07	0.64
Reach-1	155374	25_year_Existing	29000.00	5269.50	5276.20	5274.82	5277.20	0.001159	8.55	7455.17	1834.76	0.60
Reach-1	155374	50_year_Existing	37000.00	5269.50	5277.18	5275.52	5278.30	0.001102	9.19	9255.18	1846.11	0.60
Reach-1	155374	100_year_Existin	48000.00	5269.50	5278.37	5276.38	5279.67	0.001065	10.01	11475.58	1895.71	0.61
Reach-1	155374	500_year_Existin	74000.00	5269.50	5280.77	5278.03	5282.48	0.001037	11.67	16391.69	2480.07	0.63

HEC-RAS Plan: Existing River: Fountain Creek Reach: Reach-1 (Continued)

Reach	River Sta	Profile	Q Total	Min Ch El	W.S. Elev	Crit W.S.	E.G. Elev	E.G. Slope	Vel Chnl	Flow Area	Top Width	Froude # Chl
			(cfs)	(ft)	(ft)	(ft)	(ft)	(ft/ft)	(ft/s)	(sq ft)	(ft)	
Reach-1	154874	2_year_Existing	5000.00	5267.50	5269.99	5269.71	5270.74	0.003135	6.96	718.39	331.14	0.83
Reach-1	154874	5_year_Existing	10000.00	5267.50	5271.11	5270.92	5272.37	0.003059	9.05	1357.54	739.13	0.88
Reach-1	154874	10_year_Existing	15000.00	5267.50	5271.86	5271.86	5273.66	0.003365	10.89	2006.41	981.31	0.96
Reach-1	154874	25_year_Existing	29000.00	5267.50	5274.08	5274.08	5276.26	0.002469	12.50	5433.28	1932.08	0.88
Reach-1	154874	50_year_Existing	37000.00	5267.50	5274.92	5274.92	5277.38	0.002445	13.53	7054.26	1939.37	0.90
Reach-1	154874	100_year_Existin	48000.00	5267.50	5275.89	5275.89	5278.74	0.002479	14.84	8945.67	1947.83	0.92
Reach-1	154874	500_year_Existin	74000.00	5267.50	5277.81	5277.81	5281.51	0.002574	17.43	12694.66	1973.60	0.97
Reach-1	154374	2_year_Existing	5000.00	5265.50	5267.73	5267.73	5268.82	0.004649	8.37	597.69	280.56	1.01
Reach-1	154374	5_year_Existing	10000.00	5265.50	5269.06	5269.06	5270.66	0.003697	10.20	1178.44	657.42	0.97
Reach-1	154374	10_year_Existing	15000.00	5265.50	5270.17	5270.53	5272.04	0.003074	11.18	2505.96	2654.21	0.93
Reach-1	154374	25_year_Existing	29000.00	5265.50	5271.31	5272.27	5274.55	0.004363	15.50	5589.39	2733.34	1.15
Reach-1	154374	50_year_Existing	37000.00	5265.50	5271.89	5272.96	5275.60	0.004632	17.03	7172.78	2771.41	1.20
Reach-1	154374	100_year_Existin	48000.00	5265.50	5272.55	5273.81	5276.89	0.004986	18.91	9040.07	2871.15	1.27
Reach-1	154374	500_year_Existin	74000.00	5265.50	5273.84	5275.48	5279.48	0.005620	22.51	12874.36	3086.28	1.39
Reach-1	153374	2_year_Existing	5000.00	5263.50	5265.85	5265.64	5266.52	0.003589	6.56	761.70	424.67	0.86
Reach-1	153374	5_year_Existing	10000.00	5263.50	5266.22	5266.66	5268.03	0.007850	10.80	937.04	552.11	1.31
Reach-1	153374	10_year_Existing	15000.00	5263.50	5266.64	5267.49	5269.45	0.009548	13.45	1221.47	796.29	1.49
Reach-1	153374	25_year_Existing	29000.00	5263.50	5269.26	5269.28	5271.21	0.002814	11.73	5329.29	2359.24	0.91
Reach-1	153374	50_year_Existing	37000.00	5263.50	5270.06	5270.16	5272.19	0.002628	12.48	7397.80	2781.16	0.90
Reach-1	153374	100_year_Existin	48000.00	5263.50	5270.95	5271.00	5273.30	0.002515	13.40	9950.45	2921.47	0.90
Reach-1	153374	500_year_Existin	74000.00	5263.50	5273.09	5272.60	5275.59	0.002032	14.44	16542.79	3256.64	0.85
Reach-1	152874	2_year_Existing	5000.00	5261.50	5264.20		5264.64	0.003849	5.60	1567.63	1054.36	0.62
Reach-1	152874	5_year_Existing	10000.00	5261.50	5264.92	5264.65	5265.84	0.005752	8.30	2388.32	1183.58	0.81
Reach-1	152874	10_year_Existing	15000.00	5261.50	5265.41	5265.41	5266.84	0.007638	10.50	2959.80	1238.52	0.95
Reach-1	152874	25_year_Existing	29000.00	5261.50	5267.08	5267.08	5269.09	0.007112	12.93	5293.63	1542.41	0.98
Reach-1	152874	50_year_Existing	37000.00	5261.50	5267.78	5267.78	5270.12	0.007272	14.17	6415.10	1661.70	1.01
Reach-1	152874	100_year_Existin	48000.00	5261.50	5268.83	5268.83	5271.35	0.006842	15.04	8372.78	2034.64	0.99
Reach-1	152874	500_year_Existin	74000.00	5261.50	5270.58	5270.58	5273.82	0.006786	17.57	12472.71	2699.44	1.03
Reach-1	152374	2_year_Existing	5000.00	5261.16	5262.92		5263.17	0.002252	4.01	1246.10	1025.08	0.64
Reach-1	152374	5_year_Existing	10000.00	5261.16	5263.54		5263.98	0.002273	5.27	1909.32	1105.28	0.69
Reach-1	152374	10_year_Existing	15000.00	5261.16	5264.00		5264.62	0.002407	6.31	2433.83	1172.98	0.74
Reach-1	152374	25_year_Existing	29000.00	5261.16	5264.95	5264.60	5266.09	0.002620	8.60	3605.17	1311.65	0.84
Reach-1	152374	50_year_Existing	37000.00	5261.16	5265.54	5265.11	5266.86	0.002591	9.23	4415.35	1399.56	0.83
Reach-1	152374	100_year_Existin	48000.00	5261.16	5266.42	5265.76	5267.87	0.002180	9.71	5726.08	1675.30	0.79
Reach-1	152374	500_year_Existin	74000.00	5261.16	5268.55	5267.10	5270.11	0.001449	10.14	10358.41	2704.29	0.68
Reach-1	152374	2_year_Existing	5000.00	5259.50	5260.90	5260.90	5261.42	0.005895	5.84	936.80	963.22	1.01
Reach-1	152374	5_year_Existing	10000.00	5259.50	5261.52	5261.52	5262.32	0.005046	7.25	1573.74	1101.30	1.01
Reach-1	152374	10_year_Existing	15000.00	5259.50	5262.10	5262.03	5263.05	0.004083	7.90	2265.98	1479.16	0.95
Reach-1	152374	25_year_Existing	29000.00	5259.50	5263.73		5264.82	0.002257	8.55	5482.30	2228.40	0.78
Reach-1	152374	50_year_Existing	37000.00	5259.50	5264.59		5265.73	0.001811	8.79	7613.61	2589.29	0.72
Reach-1	152374	100_year_Existin	48000.00	5259.50	5265.71		5266.91	0.001450	9.08	10625.20	2813.92	0.67
Reach-1	152374	500_year_Existin	74000.00	5259.50	5268.20		5269.43	0.000969	9.39	19960.51	4007.33	0.58
Reach-1	151874	2_year_Existing	5000.00	5255.50	5258.02	5257.70	5258.72	0.002992	6.73	744.56	480.85	0.81
Reach-1	151874	5_year_Existing	10000.00	5255.50	5258.93	5258.95	5260.11	0.003814	8.87	1646.25	1124.69	0.95
Reach-1	151874	10_year_Existing	15000.00	5255.50	5259.72	5259.72	5261.14	0.003388	9.93	2634.53	1333.86	0.94
Reach-1	151874	25_year_Existing	29000.00	5255.50	5261.34	5261.34	5263.40	0.003135	12.31	5285.98	2103.39	0.96
Reach-1	151874	50_year_Existing	37000.00	5255.50	5262.13	5262.13	5264.46	0.003010	13.28	7129.65	2531.90	0.96
Reach-1	151874	100_year_Existin	48000.00	5255.50	5263.07	5263.07	5265.77	0.002921	14.45	9684.83	2844.89	0.97
Reach-1	151874	500_year_Existin	74000.00	5255.50	5264.97	5264.97	5268.44	0.002829	16.74	15669.63	3509.56	1.00
Reach-1	151374	2_year_Existing	5000.00	5254.22	5256.35	5256.35	5257.03	0.003842	7.02	1561.46	1594.66	0.90
Reach-1	151374	5_year_Existing	10000.00	5254.22	5257.13	5257.16	5258.16	0.004050	9.07	2860.77	1746.85	0.98
Reach-1	151374	10_year_Existing	15000.00	5254.22	5257.58	5257.80	5259.10	0.005011	11.21	3871.46	1835.70	1.12
Reach-1	151374	25_year_Existing	29000.00	5254.22	5258.68	5259.23	5261.22	0.006071	15.04	6148.62	2629.70	1.29
Reach-1	151374	50_year_Existing	37000.00	5254.22	5259.16	5259.91	5262.26	0.006465	16.74	7493.29	2733.27	1.36
Reach-1	151374	100_year_Existin	48000.00	5254.22	5259.80	5260.75	5263.53	0.006750	18.62	9276.88	2864.87	1.42
Reach-1	151374	500_year_Existin	74000.00	5254.22	5261.07	5262.46	5266.13	0.007201	22.17	13092.08	3129.05	1.52
Reach-1	150874	2_year_Existing	5000.00	5252.17	5254.11	5253.90	5254.58	0.003338	6.67	2549.38	1884.56	0.84
Reach-1	150874	5_year_Existing	10000.00	5252.17	5255.23	5254.67	5255.79	0.002392	7.65	4949.53	2395.33	0.77
Reach-1	150874	10_year_Existing	15000.00	5252.17	5256.03	5255.30	5256.71	0.002234	8.63	7001.34	2702.46	0.77
Reach-1	150874	25_year_Existing	29000.00	5252.17	5257.60	5256.67	5258.59	0.002267	10.91	11553.56	3109.85	0.83
Reach-1	150874	50_year_Existing	37000.00	5252.17	5258.31	5257.30	5259.46	0.002301	11.93	13828.58	3294.62	0.85
Reach-1	150874	100_year_Existin	48000.00	5252.17	5259.14	5258.07	5260.51	0.002378	13.20	16649.54	3510.25	0.88
Reach-1	150874	500_year_Existin	74000.00	5252.17	5260.76	5259.74	5262.52	0.002458	15.43	22695.14	3932.72	0.93
Reach-1	150374	2_year_Existing	5000.00	5250.04	5252.49		5253.11	0.002546	6.80	1709.62	1594.05	0.77
Reach-1	150374	5_year_Existing	10000.00	5250.04	5253.31		5254.37	0.003202	9.28	3322.57	2243.54	0.90
Reach-1	150374	10_year_Existing	15000.00	5250.04	5253.97	5253.97	5255.29	0.003377	10.74	4867.31	2462.07	0.95
Reach-1	150374	25_year_Existing	29000.00	5250.04	5255.63	5255.63	5257.24	0.002969	12.73	9572.64	3201.73	0.95
Reach-1	150374	50_year_Existing	37000.00	5250.04	5256.31	5256.31	5258.10	0.002976	13.75	11833.96	3447.84	0.97
Reach-1	150374	100_year_Existin	48000.00	5250.04	5257.04	5257.04	5259.09	0.003098	15.11	14439.52	3852.87	1.01
Reach-1	150374	500_year_Existin	74000.00	5250.04	5258.51	5258.51	5261.04	0.003235	17.54	20129.82	4064.84	1.06
Reach-1	149874	2_year_Existing	5000.00	5248.76	5250.89	5250.89	5251.56	0.003829	7.15	1703.59	1849.69	0.90

HEC-RAS Plan: Existing River: Fountain Creek Reach: Reach-1 (Continued)

Reach	River Sta	Profile	Q Total	Min Ch El	W.S. Elev	Crit W.S.	E.G. Elev	E.G. Slope	Vel Chnl	Flow Area	Top Width	Froude # Chl
			(cfs)	(ft)	(ft)	(ft)	(ft)	(ft/ft)	(ft/s)	(sq ft)	(ft)	
Reach-1	149874	5_year_Existing	10000.00	5248.76	5251.74	5251.74	5252.59	0.003713	8.60	3708.82	2818.37	0.94
Reach-1	149874	10_year_Existing	15000.00	5248.76	5252.20	5252.29	5253.33	0.004348	10.24	5104.45	3166.44	1.04
Reach-1	149874	25_year_Existing	29000.00	5248.76	5252.97	5253.52	5255.07	0.006489	14.55	7706.67	3558.51	1.32
Reach-1	149874	50_year_Existing	37000.00	5248.76	5253.38	5254.01	5255.84	0.007021	16.14	9089.15	3575.75	1.39
Reach-1	149874	100_year_Existin	48000.00	5248.76	5253.88	5254.62	5256.74	0.007228	17.72	10976.48	3599.22	1.44
Reach-1	149874	500_year_Existin	74000.00	5248.76	5255.92	5255.88	5258.22	0.004046	16.88	18394.88	3672.21	1.14
Reach-1	149374	2_year_Existing	5000.00	5245.85	5248.17	5247.89	5248.70	0.002756	6.08	1450.10	1139.09	0.77
Reach-1	149374	5_year_Existing	10000.00	5245.85	5249.09	5248.82	5249.91	0.002737	7.82	2696.88	1591.37	0.82
Reach-1	149374	10_year_Existing	15000.00	5245.85	5249.70	5249.52	5250.83	0.002993	9.32	3772.46	1907.50	0.88
Reach-1	149374	25_year_Existing	29000.00	5245.85	5251.04	5251.06	5252.77	0.003219	12.01	6945.87	2726.36	0.96
Reach-1	149374	50_year_Existing	37000.00	5245.85	5251.54	5251.74	5253.66	0.003561	13.49	8367.11	2981.70	1.03
Reach-1	149374	100_year_Existin	48000.00	5245.85	5252.59	5252.59	5254.65	0.002908	13.74	11732.47	3329.21	0.96
Reach-1	149374	500_year_Existin	74000.00	5245.85	5254.45	5254.45	5256.66	0.002428	14.89	19892.75	5139.96	0.92
Reach-1	147374	2_year_Existing	5100.00	5239.50	5241.84	5241.52	5242.34	0.003672	6.83	917.45	803.38	0.88
Reach-1	147374	5_year_Existing	11000.00	5239.50	5242.67	5242.67	5243.77	0.003403	8.83	2095.85	1456.42	0.91
Reach-1	147374	10_year_Existing	17000.00	5239.50	5243.52	5243.52	5244.79	0.003028	9.86	3540.21	1977.18	0.90
Reach-1	147374	25_year_Existing	31000.00	5239.50	5244.70	5244.88	5246.40	0.003146	12.07	6307.10	2560.47	0.96
Reach-1	147374	50_year_Existing	40000.00	5239.50	5245.45	5245.50	5247.20	0.002868	12.66	8228.09	2592.89	0.94
Reach-1	147374	100_year_Existin	52000.00	5239.50	5245.89	5246.24	5248.21	0.003541	14.79	9440.48	2941.44	1.05
Reach-1	147374	500_year_Existin	80000.00	5239.50	5246.98	5247.69	5250.20	0.004229	18.03	13090.69	3697.48	1.18
Reach-1	146874	2_year_Existing	5100.00	5237.50	5239.44	5239.44	5240.20	0.004983	7.02	750.78	575.68	0.99
Reach-1	146874	5_year_Existing	11000.00	5237.50	5240.32	5240.50	5241.89	0.005025	9.51	1368.99	887.82	1.08
Reach-1	146874	10_year_Existing	17000.00	5237.50	5241.04	5241.37	5242.85	0.004787	11.04	2098.96	1153.77	1.10
Reach-1	146874	25_year_Existing	31000.00	5237.50	5242.67	5242.97	5244.73	0.003382	12.26	4767.70	2347.33	0.99
Reach-1	146874	50_year_Existing	40000.00	5237.50	5243.40	5243.81	5245.55	0.003190	13.09	6610.15	2880.42	0.98
Reach-1	146874	100_year_Existin	52000.00	5237.50	5244.27	5244.57	5246.61	0.002916	13.79	8984.25	2909.05	0.96
Reach-1	146874	500_year_Existin	80000.00	5237.50	5245.99	5246.06	5248.47	0.002500	14.97	14780.97	3809.33	0.93
Reach-1	146374	2_year_Existing	5100.00	5234.34	5236.75	5236.53	5237.54	0.003280	7.14	739.40	483.34	0.85
Reach-1	146374	5_year_Existing	11000.00	5234.34	5237.68	5237.99	5239.33	0.004388	10.47	1399.30	934.05	1.05
Reach-1	146374	10_year_Existing	17000.00	5234.34	5239.00	5238.97	5240.51	0.002713	10.43	2995.33	1496.66	0.87
Reach-1	146374	25_year_Existing	31000.00	5234.34	5241.02	5240.74	5242.52	0.001905	11.22	7085.82	2473.04	0.78
Reach-1	146374	50_year_Existing	40000.00	5234.34	5242.02	5241.47	5243.57	0.001721	11.74	9760.55	3032.08	0.76
Reach-1	146374	100_year_Existin	52000.00	5234.34	5243.16	5242.35	5244.76	0.001577	12.36	13425.03	3398.82	0.74
Reach-1	146374	500_year_Existin	80000.00	5234.34	5245.17	5243.91	5247.08	0.001555	14.11	20882.07	4043.68	0.76
Reach-1	145874	2_year_Existing	5100.00	5232.88	5235.35		5235.95	0.002870	6.21	825.35	449.75	0.78
Reach-1	145874	5_year_Existing	11000.00	5232.88	5236.33	5236.17	5237.55	0.003445	8.90	1317.62	558.87	0.92
Reach-1	145874	10_year_Existing	17000.00	5232.88	5237.11	5237.11	5238.90	0.003698	10.80	1789.27	645.26	0.99
Reach-1	145874	25_year_Existing	31000.00	5232.88	5239.12	5239.12	5241.33	0.002675	12.25	4266.05	1693.97	0.90
Reach-1	145874	50_year_Existing	40000.00	5232.88	5240.21	5240.21	5242.50	0.002286	12.72	6741.01	2751.76	0.86
Reach-1	145874	100_year_Existin	52000.00	5232.88	5241.27	5241.27	5243.76	0.002157	13.61	9833.27	3089.91	0.85
Reach-1	145874	500_year_Existin	80000.00	5232.88	5243.11	5243.11	5246.07	0.002116	15.51	15993.18	3583.20	0.88
Reach-1	145374	2_year_Existing	5100.00	5231.50	5233.85	5233.62	5234.37	0.003403	5.75	887.12	591.97	0.82
Reach-1	145374	5_year_Existing	11000.00	5231.50	5234.66	5234.56	5235.67	0.003845	8.05	1426.00	727.87	0.93
Reach-1	145374	10_year_Existing	17000.00	5231.50	5235.54	5235.30	5236.78	0.003103	8.96	2120.11	854.26	0.88
Reach-1	145374	25_year_Existing	31000.00	5231.50	5235.91	5236.84	5239.18	0.007101	14.59	2447.48	907.78	1.36
Reach-1	145374	50_year_Existing	40000.00	5231.50	5236.47	5237.81	5240.46	0.007198	16.18	2970.70	1072.69	1.41
Reach-1	145374	100_year_Existin	52000.00	5231.50	5238.64	5238.70	5241.06	0.002635	12.98	7613.48	2523.03	0.91
Reach-1	145374	500_year_Existin	80000.00	5231.50	5241.27	5240.37	5243.46	0.001629	12.89	15041.33	3114.27	0.76
Reach-1	144874	2_year_Existing	5100.00	5229.50	5231.55	5231.54	5232.29	0.005055	6.90	740.60	507.19	0.99
Reach-1	144874	5_year_Existing	11000.00	5229.50	5232.67	5232.54	5233.79	0.003842	8.49	1348.50	582.03	0.93
Reach-1	144874	10_year_Existing	17000.00	5229.50	5233.39	5233.39	5235.01	0.003852	10.27	1782.61	830.06	0.99
Reach-1	144874	25_year_Existing	31000.00	5229.50	5235.13	5235.13	5237.27	0.002970	11.94	3900.27	1616.00	0.93
Reach-1	144874	50_year_Existing	40000.00	5229.50	5236.09	5236.09	5238.42	0.002625	12.61	5595.24	1864.80	0.90
Reach-1	144874	100_year_Existin	52000.00	5229.50	5237.02	5237.02	5239.72	0.002590	13.78	7339.16	1885.76	0.92
Reach-1	144874	500_year_Existin	80000.00	5229.50	5238.92	5238.92	5242.34	0.002496	15.88	11041.63	2010.95	0.94
Reach-1	144374	2_year_Existing	5100.00	5227.50	5229.71	5229.45	5230.33	0.003032	6.30	834.73	548.62	0.80
Reach-1	144374	5_year_Existing	11000.00	5227.50	5230.60	5230.60	5231.89	0.003881	9.18	1477.53	1014.31	0.97
Reach-1	144374	10_year_Existing	17000.00	5227.50	5231.42	5231.58	5233.12	0.003714	10.66	2584.83	1677.38	0.99
Reach-1	144374	25_year_Existing	31000.00	5227.50	5232.44	5233.20	5235.33	0.004824	14.33	4562.64	2174.14	1.17
Reach-1	144374	50_year_Existing	40000.00	5227.50	5232.97	5233.90	5236.49	0.005250	16.07	5734.54	2241.80	1.25
Reach-1	144374	100_year_Existin	52000.00	5227.50	5233.68	5234.86	5237.78	0.006339	17.67	7365.09	2332.68	1.28
Reach-1	144374	500_year_Existin	80000.00	5227.50	5235.09	5236.81	5240.38	0.005486	20.66	10859.78	2674.03	1.35
Reach-1	143874	2_year_Existing	5100.00	5225.15	5227.13	5227.13	5227.80	0.010074	6.80	1123.58	1170.57	0.95
Reach-1	143874	5_year_Existing	11000.00	5225.15	5228.07	5228.10	5229.03	0.008494	8.50	2487.88	1724.26	0.94
Reach-1	143874	10_year_Existing	17000.00	5225.15	5228.43	5228.76	5230.01	0.012057	11.07	3127.41	1787.21	1.14
Reach-1	143874	25_year_Existing	31000.00	5225.15	5230.21	5229.91	5231.61	0.006378	11.06	6576.70	2205.34	0.90
Reach-1	143874	50_year_Existing	40000.00	5225.15	5230.87	5230.84	5232.45	0.007324	12.63	7645.21	2377.48	0.98
Reach-1	143874	100_year_Existin	52000.00	5225.15	5231.48	5231.40	5233.46	0.006974	13.58	9688.31	2675.99	0.98
Reach-1	143874	500_year_Existin	80000.00	5225.15	5233.35	5232.92	5235.40	0.005515	14.48	15128.79	3002.04	0.91
Reach-1	143374	2_year_Existing	5100.00	5222.41	5224.80	5224.38	5225.24	0.002262	5.51	1368.88	783.72	0.70
Reach-1	143374	5_year_Existing	11000.00	5222.41	5225.87	5225.35	5226.69	0.002384	7.57	2225.52	859.80	0.77

HEC-RAS Plan: Existing River: Fountain Creek Reach: Reach-1 (Continued)

Reach	River Sta	Profile	Q Total	Min Ch El	W.S. Elev	Crit W.S.	E.G. Elev	E.G. Slope	Vel Chnl	Flow Area	Top Width	Froude # Chl
			(cfs)	(ft)	(ft)	(ft)	(ft)	(ft/ft)	(ft/s)	(sq ft)	(ft)	
Reach-1	143374	10_year_Existing	17000.00	5222.41	5226.63	5226.24	5227.81	0.002591	9.18	3371.49	1962.51	0.83
Reach-1	143374	25_year_Existing	31000.00	5222.41	5228.10		5229.71	0.002474	11.15	7053.96	3007.51	0.88
Reach-1	143374	50_year_Existing	40000.00	5222.41	5229.09		5230.65	0.002029	11.33	10054.95	3058.66	0.80
Reach-1	143374	100_year_Existin	52000.00	5222.41	5230.08		5231.74	0.001869	12.00	13124.29	3106.11	0.79
Reach-1	143374	500_year_Existin	80000.00	5222.41	5232.21		5233.99	0.001563	13.03	19808.22	3182.27	0.75
Reach-1	142874	2_year_Existing	5100.00	5220.74	5222.95	5222.95	5223.73	0.004021	7.48	1376.03	1219.64	0.93
Reach-1	142874	5_year_Existing	11000.00	5220.74	5224.05	5224.05	5225.16	0.003839	9.33	2960.40	1649.65	0.97
Reach-1	142874	10_year_Existing	17000.00	5220.74	5224.83	5224.83	5226.25	0.003745	10.80	4317.89	1840.29	0.99
Reach-1	142874	25_year_Existing	31000.00	5220.74	5226.32	5226.32	5228.23	0.003446	13.01	7329.05	2165.03	1.01
Reach-1	142874	50_year_Existing	40000.00	5220.74	5227.04	5227.04	5229.27	0.003495	14.29	8943.95	2314.71	1.04
Reach-1	142874	100_year_Existin	52000.00	5220.74	5228.05	5228.05	5230.46	0.003186	15.16	11363.13	2497.85	1.02
Reach-1	142874	500_year_Existin	80000.00	5220.74	5229.76	5229.76	5232.79	0.003170	17.53	15917.55	2808.85	1.05
Reach-1	142069	2_year_Existing	5100.00	5217.88	5220.41	5220.04	5220.91	0.002344	5.70	1241.32	1442.80	0.71
Reach-1	142069	5_year_Existing	11000.00	5217.88	5221.42	5221.11	5222.24	0.002413	7.60	2710.28	1466.71	0.77
Reach-1	142069	10_year_Existing	17000.00	5217.88	5222.13	5221.86	5223.28	0.002660	9.18	3754.18	1499.70	0.84
Reach-1	142069	25_year_Existing	31000.00	5217.88	5223.44	5223.26	5225.28	0.002957	11.85	5808.50	1633.02	0.93
Reach-1	142069	50_year_Existing	40000.00	5217.88	5224.14	5224.02	5226.37	0.003076	13.18	6973.52	1704.00	0.97
Reach-1	142069	100_year_Existin	52000.00	5217.88	5225.01	5224.95	5227.69	0.003119	14.58	8492.93	1792.34	1.00
Reach-1	142069	500_year_Existin	80000.00	5217.88	5226.96	5226.97	5230.33	0.002878	16.65	12502.72	2626.40	1.00
Reach-1	140627	2_year_Existing	5100.00	5211.50	5213.66	5213.66	5214.49	0.011350	7.34	694.63	422.60	1.01
Reach-1	140627	5_year_Existing	11000.00	5211.50	5214.79	5214.79	5216.05	0.009481	9.02	1255.54	638.09	0.99
Reach-1	140627	10_year_Existing	17000.00	5211.50	5215.77	5215.77	5217.23	0.007493	9.81	2175.61	1230.96	0.93
Reach-1	140627	25_year_Existing	31000.00	5211.50	5217.30	5217.30	5219.21	0.006443	11.60	4296.35	1504.83	0.92
Reach-1	140627	50_year_Existing	40000.00	5211.50	5218.08	5218.08	5220.24	0.006207	12.54	5505.01	1597.25	0.92
Reach-1	140627	100_year_Existin	52000.00	5211.50	5218.93	5218.93	5221.47	0.006255	13.79	6867.11	1620.47	0.94
Reach-1	140627	500_year_Existin	80000.00	5211.50	5221.07	5220.82	5223.99	0.006212	15.18	10436.57	1737.31	0.90
Reach-1	140150	2_year_Existing	5100.00	5209.50	5212.03	5211.54	5212.44	0.002002	5.18	1089.00	879.22	0.65
Reach-1	140150	5_year_Existing	11000.00	5209.50	5213.25	5212.57	5213.91	0.001714	6.64	2435.53	1232.79	0.66
Reach-1	140150	10_year_Existing	17000.00	5209.50	5214.21	5213.37	5215.08	0.001625	7.70	3746.00	1518.54	0.67
Reach-1	140150	25_year_Existing	31000.00	5209.50	5216.08	5214.88	5217.25	0.001400	9.17	6693.31	1629.22	0.66
Reach-1	140150	50_year_Existing	40000.00	5209.50	5217.21	5215.65	5218.50	0.001255	9.74	8544.74	1648.56	0.64
Reach-1	140150	100_year_Existin	52000.00	5209.50	5218.44	5216.56	5219.94	0.001204	10.61	10631.21	1789.08	0.65
Reach-1	140150	500_year_Existin	80000.00	5209.50	5220.60		5222.65	0.001250	12.60	14528.26	1935.79	0.68
Reach-1	139478	2_year_Existing	5100.00	5207.59	5209.75	5209.66	5210.53	0.004174	7.11	744.57	488.24	0.93
Reach-1	139478	5_year_Existing	11000.00	5207.59	5210.85	5210.85	5212.19	0.003829	9.36	1513.50	956.78	0.97
Reach-1	139478	10_year_Existing	17000.00	5207.59	5211.79	5211.79	5213.47	0.003419	10.65	2538.65	1178.03	0.96
Reach-1	139478	25_year_Existing	31000.00	5207.59	5213.46	5213.46	5215.79	0.003069	12.85	4634.80	1276.73	0.96
Reach-1	139478	50_year_Existing	40000.00	5207.59	5214.31	5214.31	5217.09	0.003086	14.16	5742.07	1378.55	0.99
Reach-1	139478	100_year_Existin	52000.00	5207.59	5215.51	5215.51	5218.60	0.002783	15.09	7502.67	1541.38	0.97
Reach-1	139478	500_year_Existin	80000.00	5207.59	5217.97	5217.97	5221.41	0.002265	16.43	12870.44	2737.08	0.91
Reach-1	138874	2_year_Existing	5100.00	5205.50	5207.68	5207.47	5208.24	0.003270	6.08	1021.95	855.76	0.82
Reach-1	138874	5_year_Existing	11000.00	5205.50	5208.49	5208.47	5209.60	0.003971	8.61	1809.92	1000.85	0.96
Reach-1	138874	10_year_Existing	17000.00	5205.50	5208.87	5209.24	5210.81	0.005859	11.47	2183.26	1011.21	1.19
Reach-1	138874	25_year_Existing	31000.00	5205.50	5209.99	5210.72	5213.15	0.006227	14.75	3353.47	1100.45	1.30
Reach-1	138874	50_year_Existing	40000.00	5205.50	5210.68	5211.58	5214.45	0.006096	16.19	4140.12	1246.46	1.32
Reach-1	138874	100_year_Existin	52000.00	5205.50	5211.39	5212.70	5216.05	0.006240	18.04	5108.32	1411.57	1.37
Reach-1	138874	500_year_Existin	80000.00	5205.50	5212.94	5214.70	5219.04	0.006015	20.95	7498.69	1631.06	1.40
Reach-1	138374	2_year_Existing	5100.00	5203.50	5205.47	5205.47	5206.17	0.005353	6.71	767.85	617.79	1.01
Reach-1	138374	5_year_Existing	11000.00	5203.50	5206.41	5206.41	5207.52	0.004354	8.51	1475.45	902.77	0.99
Reach-1	138374	10_year_Existing	17000.00	5203.50	5206.88	5207.18	5208.67	0.005442	10.79	1943.08	1051.84	1.14
Reach-1	138374	25_year_Existing	31000.00	5203.50	5208.60	5208.64	5210.84	0.003375	11.73	4209.79	1586.01	0.98
Reach-1	138374	50_year_Existing	40000.00	5203.50	5209.15	5209.44	5211.74	0.003742	13.33	5120.20	1755.42	1.05
Reach-1	138374	100_year_Existin	52000.00	5203.50	5209.74	5210.45	5213.11	0.004245	15.30	6217.29	1940.02	1.14
Reach-1	138374	500_year_Existin	80000.00	5203.50	5210.83	5212.17	5215.94	0.005235	19.12	8414.56	2041.06	1.30
Reach-1	137573	2_year_Existing	5100.00	5199.50	5201.19	5201.38	5202.05	0.009696	7.47	682.68	670.26	1.30
Reach-1	137573	5_year_Existing	11000.00	5199.50	5201.98	5202.22	5203.25	0.006653	9.05	1347.58	1003.06	1.18
Reach-1	137573	10_year_Existing	17000.00	5199.50	5203.05	5202.89	5204.19	0.003290	8.66	2524.43	1185.89	0.90
Reach-1	137573	25_year_Existing	31000.00	5199.50	5204.77	5204.19	5206.14	0.002197	9.65	4750.88	1346.44	0.79
Reach-1	137573	50_year_Existing	40000.00	5199.50	5205.76	5204.87	5207.26	0.001876	10.15	6094.77	1496.34	0.76
Reach-1	137573	100_year_Existin	52000.00	5199.50	5206.96	5205.65	5208.58	0.001594	10.65	8474.27	2092.50	0.72
Reach-1	137573	500_year_Existin	80000.00	5199.50	5209.31	5207.83	5211.16	0.001278	11.62	13709.65	2357.41	0.68
Reach-1	137123	2_year_Existing	5100.00	5197.57	5199.94	5199.60	5200.41	0.002605	5.54	1109.37	813.15	0.73
Reach-1	137123	5_year_Existing	11000.00	5197.57	5201.04	5200.57	5201.81	0.002312	7.21	2093.13	962.94	0.75
Reach-1	137123	10_year_Existing	17000.00	5197.57	5201.90		5202.95	0.002248	8.46	2963.39	1069.32	0.77
Reach-1	137123	25_year_Existing	31000.00	5197.57	5203.22		5205.02	0.002603	11.16	4406.65	1167.57	0.87
Reach-1	137123	50_year_Existing	40000.00	5197.57	5203.93		5206.17	0.002745	12.51	5339.07	1462.26	0.92
Reach-1	137123	100_year_Existin	52000.00	5197.57	5204.79	5204.78	5207.53	0.002836	13.94	6645.81	1587.66	0.95
Reach-1	137123	500_year_Existin	80000.00	5197.57	5206.70	5206.70	5210.19	0.002672	16.02	9820.31	1753.60	0.97
Reach-1	136336	2_year_Existing	5100.00	5195.50	5197.69		5198.19	0.003042	5.73	948.45	714.39	0.78
Reach-1	136336	5_year_Existing	11000.00	5195.50	5198.49	5198.39	5199.53	0.003680	8.21	1617.33	941.05	0.92
Reach-1	136336	10_year_Existing	17000.00	5195.50	5199.17	5199.17	5200.64	0.003839	9.86	2314.01	1129.77	0.98

HEC-RAS Plan: Existing River: Fountain Creek Reach: Reach-1 (Continued)

Reach	River Sta	Profile	Q Total	Min Ch El	W.S. Elev	Crit W.S.	E.G. Elev	E.G. Slope	Vel Chnl	Flow Area	Top Width	Froude # Chl
			(cfs)	(ft)	(ft)	(ft)	(ft)	(ft/ft)	(ft/s)	(sq ft)	(ft)	
Reach-1	136336	25_year_Existing	31000.00	5195.50	5200.64	5200.64	5202.69	0.003314	11.84	4116.71	1249.77	0.97
Reach-1	136336	50_year_Existing	40000.00	5195.50	5201.41	5201.41	5203.82	0.003218	12.92	5075.74	1257.04	0.98
Reach-1	136336	100_year_Existin	52000.00	5195.50	5202.38	5202.38	5205.19	0.003084	14.10	6289.73	1352.33	0.99
Reach-1	136336	500_year_Existin	80000.00	5195.50	5204.12	5204.54	5207.91	0.003054	16.52	9228.27	2217.06	1.02
Reach-1	135658	2_year_Existing	5100.00	5193.50	5195.64	5195.40	5196.11	0.003071	5.55	992.17	843.36	0.78
Reach-1	135658	5_year_Existing	11000.00	5193.50	5196.70		5197.43	0.002435	6.97	2070.61	1090.56	0.76
Reach-1	135658	10_year_Existing	17000.00	5193.50	5197.50	5197.03	5198.48	0.002316	8.12	2961.46	1134.39	0.77
Reach-1	135658	25_year_Existing	31000.00	5193.50	5199.05	5198.36	5200.49	0.002112	9.95	4948.43	1515.09	0.79
Reach-1	135658	50_year_Existing	40000.00	5193.50	5199.85	5199.17	5201.56	0.002082	10.92	6271.94	1784.42	0.80
Reach-1	135658	100_year_Existin	52000.00	5193.50	5200.89	5200.14	5202.85	0.001946	11.78	8185.59	1860.38	0.79
Reach-1	135658	500_year_Existin	80000.00	5193.50	5202.96	5201.92	5205.42	0.001782	13.45	12089.08	1920.45	0.79
Reach-1	134564	2_year_Existing	5100.00	5189.50	5191.89	5191.67	5192.59	0.003315	6.73	763.58	419.74	0.84
Reach-1	134564	5_year_Existing	11000.00	5189.50	5192.93	5192.93	5194.20	0.003524	9.20	1824.97	1191.11	0.93
Reach-1	134564	10_year_Existing	17000.00	5189.50	5193.83	5193.83	5195.43	0.003257	10.53	2973.04	1354.74	0.94
Reach-1	134564	25_year_Existing	31000.00	5189.50	5195.50	5195.50	5197.70	0.002966	12.71	5541.18	1725.19	0.95
Reach-1	134564	50_year_Existing	40000.00	5189.50	5196.48	5196.48	5198.91	0.002709	13.54	7339.52	1895.76	0.93
Reach-1	134564	100_year_Existin	52000.00	5189.50	5197.47	5197.47	5200.28	0.002685	14.80	9262.77	1991.44	0.95
Reach-1	134564	500_year_Existin	80000.00	5189.50	5199.50	5199.50	5202.99	0.002571	16.97	13902.41	2708.82	0.97
Reach-1	134067	2_year_Existing	5100.00	5187.69	5189.81	5189.76	5190.66	0.004424	7.38	710.88	470.04	0.96
Reach-1	134067	5_year_Existing	11000.00	5187.69	5190.93	5191.02	5192.30	0.003955	9.52	1666.10	1078.37	0.98
Reach-1	134067	10_year_Existing	17000.00	5187.69	5191.69	5191.79	5193.56	0.004100	11.31	2547.06	1246.23	1.04
Reach-1	134067	25_year_Existing	31000.00	5187.69	5193.08	5193.60	5195.87	0.004209	14.18	4542.98	1576.19	1.11
Reach-1	134067	50_year_Existing	40000.00	5187.69	5193.78	5194.49	5197.10	0.004332	15.68	5685.16	1699.98	1.15
Reach-1	134067	100_year_Existin	52000.00	5187.69	5194.70	5195.48	5198.50	0.004187	17.03	7301.99	1775.98	1.16
Reach-1	134067	500_year_Existin	80000.00	5187.69	5196.57	5197.37	5201.28	0.003923	19.43	10680.86	1837.11	1.17
Reach-1	133487	2_year_Existing	4800.00	5185.22	5187.18	5187.18	5188.01	0.004887	7.31	720.10	575.05	1.00
Reach-1	133487	5_year_Existing	11000.00	5185.22	5188.22	5188.42	5189.78	0.004937	10.14	1453.69	838.93	1.09
Reach-1	133487	10_year_Existing	17000.00	5185.22	5189.07	5189.35	5191.09	0.004543	11.67	2225.74	972.26	1.09
Reach-1	133487	25_year_Existing	31000.00	5185.22	5190.72	5191.12	5193.54	0.003951	14.03	4034.93	1218.30	1.08
Reach-1	133487	50_year_Existing	41000.00	5185.22	5192.03	5192.16	5194.91	0.003085	14.39	5749.04	1405.16	0.99
Reach-1	133487	100_year_Existin	54000.00	5185.22	5193.24	5193.34	5196.52	0.002880	15.57	7550.67	1577.66	0.99
Reach-1	133487	500_year_Existin	83000.00	5185.22	5195.35	5195.63	5199.58	0.002802	18.04	11228.69	1938.67	1.01
Reach-1	132874	2_year_Existing	4800.00	5181.50	5184.48	5183.48	5184.68	0.000809	3.94	2986.29	1797.13	0.43
Reach-1	132874	5_year_Existing	11000.00	5181.50	5185.69	5184.53	5186.09	0.001008	5.70	5244.43	1915.33	0.52
Reach-1	132874	10_year_Existing	17000.00	5181.50	5186.57	5185.22	5187.14	0.001127	6.93	6952.47	1995.30	0.57
Reach-1	132874	25_year_Existing	31000.00	5181.50	5188.17	5186.54	5189.10	0.001288	9.03	10283.33	2138.13	0.64
Reach-1	132874	50_year_Existing	41000.00	5181.50	5189.13	5187.34	5190.29	0.001347	10.15	12352.16	2222.75	0.67
Reach-1	132874	100_year_Existin	54000.00	5181.50	5190.19	5188.29	5191.63	0.001422	11.43	14756.96	2303.71	0.70
Reach-1	132874	500_year_Existin	83000.00	5181.50	5192.33	5190.15	5194.29	0.001462	13.53	19922.01	2544.93	0.74
Reach-1	132437	2_year_Existing	4800.00	5181.50	5183.32	5183.32	5183.93	0.004688	7.17	2060.50	1988.28	0.98
Reach-1	132437	5_year_Existing	11000.00	5181.50	5184.23	5184.23	5185.21	0.004667	9.56	3983.74	2144.72	1.05
Reach-1	132437	10_year_Existing	17000.00	5181.50	5184.90	5184.90	5186.18	0.004716	11.19	5414.34	2151.28	1.09
Reach-1	132437	25_year_Existing	31000.00	5181.50	5186.16	5186.16	5188.04	0.004702	13.91	8140.23	2181.90	1.15
Reach-1	132437	50_year_Existing	41000.00	5181.50	5186.93	5186.93	5189.18	0.004674	15.39	9799.37	2166.46	1.18
Reach-1	132437	100_year_Existin	54000.00	5181.50	5188.01	5187.83	5190.53	0.004155	16.44	12161.57	2172.36	1.15
Reach-1	132437	500_year_Existin	83000.00	5181.50	5190.10	5189.63	5193.22	0.003627	18.55	16697.82	2188.53	1.12
Reach-1	131874	2_year_Existing	4800.00	5177.50	5179.45	5179.77	5180.75	0.006613	9.17	624.78	783.42	1.18
Reach-1	131874	5_year_Existing	11000.00	5177.50	5180.75	5181.12	5182.45	0.004909	11.07	2315.98	1539.70	1.11
Reach-1	131874	10_year_Existing	17000.00	5177.50	5181.67	5181.98	5183.59	0.004261	12.25	3800.53	1699.29	1.08
Reach-1	131874	25_year_Existing	31000.00	5177.50	5183.42	5183.58	5185.73	0.003475	14.08	7029.91	1932.08	1.03
Reach-1	131874	50_year_Existing	41000.00	5177.50	5184.47	5184.52	5187.00	0.003184	15.06	9107.67	2021.55	1.02
Reach-1	131874	100_year_Existin	54000.00	5177.50	5185.57	5185.57	5188.48	0.003118	16.46	11367.79	2104.90	1.03
Reach-1	131874	500_year_Existin	83000.00	5177.50	5187.64	5187.64	5191.30	0.003038	18.97	15889.55	2269.42	1.08
Reach-1	131374	2_year_Existing	4800.00	5175.34	5177.54	5177.49	5178.42	0.004418	7.53	637.78	338.18	0.97
Reach-1	131374	5_year_Existing	11000.00	5175.34	5178.84	5178.91	5180.32	0.003937	9.83	1460.43	945.37	0.99
Reach-1	131374	10_year_Existing	17000.00	5175.34	5179.82	5180.06	5181.65	0.003498	11.14	2693.85	1608.13	0.98
Reach-1	131374	25_year_Existing	31000.00	5175.34	5181.23	5181.66	5183.91	0.003686	13.97	5133.89	1744.83	1.05
Reach-1	131374	50_year_Existing	41000.00	5175.34	5182.09	5182.60	5185.22	0.003688	15.40	6638.83	1777.56	1.08
Reach-1	131374	100_year_Existin	54000.00	5175.34	5183.13	5183.65	5186.74	0.003586	16.81	8522.09	1846.04	1.09
Reach-1	131374	500_year_Existin	83000.00	5175.34	5185.21	5185.60	5189.63	0.003318	19.09	12649.47	2151.48	1.09
Reach-1	130874	2_year_Existing	4800.00	5173.50	5175.93	5175.67	5176.56	0.002951	6.43	1023.67	929.22	0.80
Reach-1	130874	5_year_Existing	11000.00	5173.50	5177.35	5176.92	5178.26	0.002304	7.99	2601.03	1267.24	0.77
Reach-1	130874	10_year_Existing	17000.00	5173.50	5178.31	5177.83	5179.48	0.002211	9.25	3900.03	1396.11	0.78
Reach-1	130874	25_year_Existing	31000.00	5173.50	5180.02	5179.39	5181.73	0.002174	11.48	6310.25	1417.72	0.82
Reach-1	130874	50_year_Existing	41000.00	5173.50	5180.69	5180.34	5183.01	0.002602	13.45	7260.96	1424.70	0.92
Reach-1	130874	100_year_Existin	54000.00	5173.50	5181.50	5181.45	5184.57	0.002990	15.56	8426.72	1435.21	1.00
Reach-1	130874	500_year_Existin	83000.00	5173.50	5183.03	5183.74	5187.83	0.003711	19.61	10811.06	1757.55	1.15
Reach-1	130374	2_year_Existing	4800.00	5171.50	5173.67	5173.67	5174.69	0.004680	8.08	594.13	295.72	1.00
Reach-1	130374	5_year_Existing	11000.00	5171.50	5175.28	5175.28	5176.81	0.003365	10.02	1472.15	1032.42	0.94
Reach-1	130374	10_year_Existing	17000.00	5171.50	5176.50	5176.50	5178.21	0.002685	10.89	3134.39	1506.20	0.88
Reach-1	130374	25_year_Existing	31000.00	5171.50	5178.45	5178.45	5180.57	0.002318	12.72	6630.93	2276.72	0.86

HEC-RAS Plan: Existing River: Fountain Creek Reach: Reach-1 (Continued)

Reach	River Sta	Profile	Q Total	Min Ch El	W.S. Elev	Crit W.S.	E.G. Elev	E.G. Slope	Vel Chnl	Flow Area	Top Width	Froude # Chl
			(cfs)	(ft)	(ft)	(ft)	(ft)	(ft/ft)	(ft/s)	(sq ft)	(ft)	
Reach-1	130374	50_year_Existing	41000.00	5171.50	5179.45	5179.45	5181.80	0.002261	13.79	8996.80	2443.51	0.87
Reach-1	130374	100_year_Existin	54000.00	5171.50	5180.53	5180.53	5183.15	0.002250	15.00	11728.63	2822.81	0.89
Reach-1	130374	500_year_Existin	83000.00	5171.50	5181.34	5182.43	5185.93	0.003655	20.28	13900.47	2757.27	1.15
Reach-1	129874	2_year_Existing	4800.00	5169.50	5172.63	5171.71	5173.01	0.001185	5.17	2012.61	1043.23	0.54
Reach-1	129874	5_year_Existing	11000.00	5169.50	5174.00	5173.17	5174.66	0.001360	7.18	4594.01	2153.62	0.61
Reach-1	129874	10_year_Existing	17000.00	5169.50	5174.95	5174.18	5175.78	0.001426	8.41	6734.96	2339.85	0.65
Reach-1	129874	25_year_Existing	31000.00	5169.50	5176.55	5175.62	5177.75	0.001582	10.59	10662.99	2582.87	0.72
Reach-1	129874	50_year_Existing	41000.00	5169.50	5177.35	5176.52	5178.82	0.001749	11.99	12794.93	2682.20	0.77
Reach-1	129874	100_year_Existin	54000.00	5169.50	5178.22	5177.44	5180.04	0.001953	13.62	15187.46	2789.57	0.82
Reach-1	129874	500_year_Existin	83000.00	5169.50	5179.52	5179.13	5182.31	0.002589	17.25	18903.70	2950.74	0.97
Reach-1	129460	2_year_Existing	4800.00	5169.05	5171.25	5171.25	5172.13	0.004080	7.87	1014.40	1024.64	0.94
Reach-1	129460	5_year_Existing	11000.00	5169.05	5172.84	5172.84	5173.79	0.003139	9.30	3117.08	1877.98	0.89
Reach-1	129460	10_year_Existing	17000.00	5169.05	5173.46	5173.46	5174.89	0.003123	10.74	4697.53	1970.72	0.93
Reach-1	129460	25_year_Existing	31000.00	5169.05	5175.14	5175.14	5176.86	0.002879	12.46	8977.18	3067.25	0.91
Reach-1	129460	50_year_Existing	41000.00	5169.05	5175.93	5175.93	5177.88	0.002728	13.68	11432.17	3163.06	0.93
Reach-1	129460	100_year_Existin	54000.00	5169.05	5176.77	5176.77	5179.03	0.002850	15.13	14128.33	3265.05	0.97
Reach-1	129460	500_year_Existin	83000.00	5169.05	5178.41	5178.41	5181.16	0.002898	17.42	19649.85	3412.75	1.02
Reach-1	127168	2_year_Existing	4800.00	5159.50	5163.58	5161.66	5163.81	0.000507	3.85	1248.42	369.48	0.36
Reach-1	127168	5_year_Existing	11000.00	5159.50	5165.22	5163.15	5165.77	0.000739	6.00	1913.79	444.60	0.47
Reach-1	127168	10_year_Existing	17000.00	5159.50	5166.30	5164.21	5167.20	0.000919	7.61	2538.20	774.47	0.54
Reach-1	127168	25_year_Existing	31000.00	5159.50	5168.02	5166.37	5169.73	0.001304	10.66	3926.38	946.32	0.67
Reach-1	127168	50_year_Existing	41000.00	5159.50	5168.83	5167.67	5171.23	0.001620	12.68	4882.92	1370.57	0.76
Reach-1	127168	100_year_Existin	54000.00	5159.50	5169.68	5169.35	5172.97	0.002011	15.00	6083.87	1475.25	0.85
Reach-1	127168	500_year_Existin	83000.00	5159.50	5172.51	5172.68	5176.11	0.001680	16.32	13776.06	3497.04	0.82
Reach-1	126741	2_year_Existing	4800.00	5159.50	5163.85		5163.58	0.000649	3.98	1614.98	889.47	0.38
Reach-1	126741	5_year_Existing	11000.00	5159.50	5164.90		5165.44	0.000786	6.10	2968.35	1006.67	0.48
Reach-1	126741	10_year_Existing	17000.00	5159.50	5165.95		5166.78	0.000953	7.82	4062.66	1069.40	0.54
Reach-1	126741	25_year_Existing	31000.00	5159.50	5167.52		5169.12	0.001390	10.73	6462.37	2008.91	0.68
Reach-1	126741	50_year_Existing	41000.00	5159.50	5168.35		5170.45	0.001637	12.46	8296.86	2315.03	0.75
Reach-1	126741	100_year_Existin	54000.00	5159.50	5169.30		5171.94	0.001850	14.23	10520.32	2348.59	0.82
Reach-1	126741	500_year_Existin	83000.00	5159.50	5170.92	5171.39	5174.77	0.002312	17.87	14810.57	3329.80	0.94
Reach-1	125720	2_year_Existing	4800.00	5159.50	5161.53	5161.53	5162.28	0.004856	7.32	1212.91	1104.00	0.99
Reach-1	125720	5_year_Existing	11000.00	5159.50	5162.68	5162.68	5163.84	0.003981	9.37	2758.82	1529.54	0.98
Reach-1	125720	10_year_Existing	17000.00	5159.50	5163.49	5163.49	5164.98	0.003791	10.82	4058.70	1674.03	1.00
Reach-1	125720	25_year_Existing	31000.00	5159.50	5165.21	5165.07	5167.06	0.003027	12.52	7260.70	2114.72	0.95
Reach-1	125720	50_year_Existing	41000.00	5159.50	5166.16	5165.88	5168.26	0.002866	13.57	9407.90	2418.57	0.95
Reach-1	125720	100_year_Existin	54000.00	5159.50	5167.32		5169.62	0.002598	14.46	12439.44	2822.35	0.93
Reach-1	125720	500_year_Existin	83000.00	5159.50	5169.34		5172.03	0.002372	16.22	19293.18	3957.67	0.93
Reach-1	125043	2_year_Existing	4800.00	5154.50	5157.66	5157.72	5159.02	0.004623	9.37	512.19	202.43	1.04
Reach-1	125043	5_year_Existing	11000.00	5154.50	5159.73	5159.92	5161.37	0.003259	10.58	1938.17	1161.55	0.94
Reach-1	125043	10_year_Existing	17000.00	5154.50	5160.90	5160.97	5162.73	0.002878	11.60	3437.03	1444.32	0.92
Reach-1	125043	25_year_Existing	31000.00	5154.50	5162.84	5162.84	5165.14	0.002593	13.71	6792.28	2018.29	0.92
Reach-1	125043	50_year_Existing	41000.00	5154.50	5163.97	5163.97	5166.46	0.002425	14.67	9271.30	2352.43	0.91
Reach-1	125043	100_year_Existin	54000.00	5154.50	5165.13	5165.13	5167.89	0.002388	15.92	12183.98	2692.12	0.92
Reach-1	125043	500_year_Existin	83000.00	5154.50	5167.24	5167.24	5170.40	0.002295	17.92	18536.50	3314.33	0.94
Reach-1	124308	2_year_Existing	4800.00	5152.28	5154.99	5154.82	5155.58	0.002787	6.58	1382.52	1330.05	0.79
Reach-1	124308	5_year_Existing	11000.00	5152.28	5156.06	5155.91	5156.94	0.002835	8.66	2909.51	1510.58	0.85
Reach-1	124308	10_year_Existing	17000.00	5152.28	5156.82	5156.64	5157.93	0.002898	10.07	4098.31	1620.79	0.89
Reach-1	124308	25_year_Existing	31000.00	5152.28	5158.18	5157.94	5159.75	0.003012	12.48	6444.52	1818.74	0.95
Reach-1	124308	50_year_Existing	41000.00	5152.28	5158.96	5158.71	5160.82	0.003090	13.84	7911.88	1933.03	0.98
Reach-1	124308	100_year_Existin	54000.00	5152.28	5159.86	5159.65	5162.05	0.003154	15.30	9698.50	2063.67	1.02
Reach-1	124308	500_year_Existin	83000.00	5152.28	5158.95	5161.45	5166.61	0.012779	28.10	7684.53	1930.96	2.00
Reach-1	123118	2_year_Existing	4800.00	5148.69	5150.86	5150.86	5151.46	0.004414	6.91	1570.70	1518.48	0.95
Reach-1	123118	5_year_Existing	11000.00	5148.69	5151.74	5151.74	5152.73	0.004517	9.30	2976.60	1661.30	1.03
Reach-1	123118	10_year_Existing	17000.00	5148.69	5152.42	5152.42	5153.69	0.004435	10.79	4139.09	1756.21	1.06
Reach-1	123118	25_year_Existing	31000.00	5148.69	5153.70	5153.70	5155.49	0.004264	13.22	6495.61	1926.39	1.10
Reach-1	123118	50_year_Existing	41000.00	5148.69	5154.49	5154.49	5156.58	0.004114	14.47	8055.04	2031.13	1.11
Reach-1	123118	100_year_Existin	54000.00	5148.69	5155.42	5155.42	5157.84	0.003949	15.78	10021.31	2206.35	1.12
Reach-1	123118	500_year_Existin	83000.00	5148.69	5157.24	5157.11	5160.18	0.003578	17.83	14208.07	2404.83	1.11
Reach-1	122463	2_year_Existing	4800.00	5144.50	5148.36	5147.79	5148.81	0.001486	5.64	1648.22	1260.77	0.60
Reach-1	122463	5_year_Existing	11000.00	5144.50	5149.63	5149.10	5150.35	0.001895	7.65	3420.70	1523.42	0.71
Reach-1	122463	10_year_Existing	17000.00	5144.50	5150.47	5149.95	5151.40	0.002047	8.96	4915.14	1984.31	0.76
Reach-1	122463	25_year_Existing	31000.00	5144.50	5151.88	5151.34	5153.28	0.002276	11.39	7757.02	2047.94	0.84
Reach-1	122463	50_year_Existing	41000.00	5144.50	5152.72	5152.11	5154.40	0.002356	12.69	9498.11	2083.10	0.87
Reach-1	122463	100_year_Existin	54000.00	5144.50	5153.69	5153.09	5155.68	0.002405	14.05	11536.00	2122.02	0.90
Reach-1	122463	500_year_Existin	83000.00	5144.50	5155.43	5154.79	5158.12	0.002590	16.73	15300.28	2261.93	0.97
Reach-1	121755	2_year_Existing	4800.00	5144.71	5148.14	5148.14	5148.74	0.007982	7.70	1566.70	1388.61	1.21
Reach-1	121755	5_year_Existing	11000.00	5144.71	5147.02	5147.02	5148.03	0.006722	10.10	2869.53	1512.82	1.22
Reach-1	121755	10_year_Existing	17000.00	5144.71	5147.71	5147.71	5149.04	0.006154	11.84	3942.80	1609.40	1.22
Reach-1	121755	25_year_Existing	31000.00	5144.71	5149.05	5149.05	5150.89	0.005240	13.92	6231.28	1797.86	1.20
Reach-1	121755	50_year_Existing	41000.00	5144.71	5149.83	5149.83	5152.00	0.005014	15.28	7687.47	1906.57	1.21

HEC-RAS Plan: Existing River: Fountain Creek Reach: Reach-1 (Continued)

Reach	River Sta	Profile	Q Total	Min Ch El	W.S. Elev	Crit W.S.	E.G. Elev	E.G. Slope	Vel Chnl	Flow Area	Top Width	Froude # Chl
			(cfs)	(ft)	(ft)	(ft)	(ft)	(ft/ft)	(ft/s)	(sq ft)	(ft)	
Reach-1	121755	100_year_Existin	54000.00	5144.71	5150.74	5150.74	5153.29	0.004781	16.68	9459.82	2034.11	1.22
Reach-1	121755	500_year_Existin	83000.00	5144.71	5152.54	5152.54	5155.74	0.004325	18.97	13351.34	2286.83	1.21
Reach-1	120965	2_year_Existing	4800.00	5138.17	5140.73	5140.93	5141.59	0.005386	8.07	1369.09	1710.62	1.06
Reach-1	120965	5_year_Existing	11000.00	5138.17	5141.51	5141.84	5142.89	0.006225	11.03	2800.69	1870.40	1.21
Reach-1	120965	10_year_Existing	17000.00	5138.17	5142.05	5142.50	5143.86	0.006842	13.12	3812.63	1897.69	1.31
Reach-1	120965	25_year_Existing	31000.00	5138.17	5144.06	5143.72	5145.51	0.003227	12.56	7738.96	1999.99	0.98
Reach-1	120965	50_year_Existing	41000.00	5138.17	5145.18	5144.44	5146.68	0.002685	13.06	9995.50	2063.66	0.92
Reach-1	120965	100_year_Existin	54000.00	5138.17	5146.27	5145.27	5148.00	0.002566	14.21	12271.29	2124.57	0.92
Reach-1	120965	500_year_Existin	83000.00	5138.17	5147.86	5147.00	5150.34	0.002925	17.29	15741.91	2231.70	1.02
Reach-1	118918	2_year_Existing	4800.00	5129.50	5133.90	5132.78	5134.31	0.000972	5.42	1506.19	773.51	0.50
Reach-1	118918	5_year_Existing	11000.00	5129.50	5135.32	5134.41	5136.19	0.001419	8.19	2824.01	1078.23	0.64
Reach-1	118918	10_year_Existing	17000.00	5129.50	5136.25	5135.54	5137.50	0.001736	10.14	3910.22	1275.80	0.73
Reach-1	118918	25_year_Existing	31000.00	5129.50	5137.71		5139.83	0.002354	13.68	6013.42	1590.04	0.89
Reach-1	118918	50_year_Existing	41000.00	5129.50	5138.60	5138.60	5141.18	0.002581	15.44	7499.68	1778.93	0.95
Reach-1	118918	100_year_Existin	54000.00	5129.50	5139.80	5139.80	5142.67	0.002530	16.74	9782.96	2038.04	0.96
Reach-1	118918	500_year_Existin	83000.00	5129.50	5142.21	5142.21	5145.16	0.002175	18.04	15238.08	2375.87	0.92
Reach-1	118139	2_year_Existing	4800.00	5129.96	5132.08	5132.08	5132.85	0.004680	7.23	866.53	717.20	0.98
Reach-1	118139	5_year_Existing	11000.00	5129.96	5133.25	5133.25	5134.49	0.003825	9.27	1879.84	1013.02	0.97
Reach-1	118139	10_year_Existing	17000.00	5129.96	5134.11	5134.11	5135.62	0.003506	10.58	2848.38	1229.57	0.97
Reach-1	118139	25_year_Existing	31000.00	5129.96	5135.69	5135.69	5137.71	0.003120	12.64	5108.92	1626.43	0.97
Reach-1	118139	50_year_Existing	41000.00	5129.96	5136.49	5136.59	5138.90	0.003212	14.07	6477.45	1825.23	1.00
Reach-1	118139	100_year_Existin	54000.00	5129.96	5137.16	5137.65	5140.30	0.003720	16.24	7778.31	2007.67	1.10
Reach-1	118139	500_year_Existin	83000.00	5129.96	5138.69	5139.57	5142.81	0.003951	19.17	11146.47	2394.73	1.17
Reach-1	117469	2_year_Existing	4800.00	5124.50	5128.43	5125.98	5128.46	0.000143	2.13	8029.86	2524.01	0.19
Reach-1	117469	5_year_Existing	11000.00	5124.50	5130.18	5126.66	5130.25	0.000188	3.15	12051.37	2821.89	0.24
Reach-1	117469	10_year_Existing	17000.00	5124.50	5131.33	5127.20	5131.43	0.000223	3.90	15951.20	2956.89	0.27
Reach-1	117469	25_year_Existing	31000.00	5124.50	5133.26	5128.24	5133.44	0.000286	5.27	21901.34	3185.38	0.32
Reach-1	117469	50_year_Existing	41000.00	5124.50	5134.34	5128.93	5134.57	0.000325	6.06	25407.40	3312.75	0.34
Reach-1	117469	100_year_Existin	54000.00	5124.50	5135.50	5129.67	5135.80	0.000372	6.99	29310.11	3464.68	0.38
Reach-1	117469	500_year_Existin	83000.00	5124.50	5137.61	5131.13	5138.06	0.000451	8.67	36968.34	3736.80	0.43
Reach-1	116982	2_year_Existing	4800.00	5124.84	5127.31	5127.31	5128.18	0.004061	7.83	1063.84	881.18	0.95
Reach-1	116982	5_year_Existing	11000.00	5124.84	5128.68	5128.68	5129.90	0.003274	9.79	2624.79	1399.82	0.92
Reach-1	116982	10_year_Existing	17000.00	5124.84	5129.62	5129.62	5131.03	0.002965	10.94	4123.56	1759.92	0.91
Reach-1	116982	25_year_Existing	31000.00	5124.84	5131.11	5131.11	5132.95	0.002958	13.25	7071.68	2154.88	0.96
Reach-1	116982	50_year_Existing	41000.00	5124.84	5131.99	5131.99	5134.04	0.002898	14.38	9055.07	2353.63	0.97
Reach-1	116982	100_year_Existin	54000.00	5124.84	5132.94	5132.94	5135.21	0.002872	15.61	11386.20	2568.24	0.99
Reach-1	116982	500_year_Existin	83000.00	5124.84	5134.57	5134.57	5137.37	0.002996	18.10	15874.58	2937.72	1.04
Reach-1	116327	2_year_Existing	4800.00	5119.50	5121.49	5122.13	5123.61	0.013446	11.71	428.57	344.11	1.64
Reach-1	116327	5_year_Existing	11000.00	5119.50	5122.64	5123.71	5126.10	0.010682	15.15	948.04	560.94	1.61
Reach-1	116327	10_year_Existing	17000.00	5119.50	5123.62	5124.86	5127.86	0.008715	16.65	1592.47	747.06	1.52
Reach-1	116327	25_year_Existing	31000.00	5119.50	5125.69	5126.91	5130.07	0.005675	18.03	3522.58	1086.15	1.32
Reach-1	116327	50_year_Existing	41000.00	5119.50	5126.95	5128.06	5131.42	0.004868	18.65	4971.90	1211.89	1.24
Reach-1	116327	100_year_Existin	54000.00	5119.50	5128.65	5129.46	5132.93	0.003534	18.74	7173.58	1378.78	1.12
Reach-1	116327	500_year_Existin	83000.00	5119.50	5131.98	5132.74	5135.61	0.002224	18.42	14940.92	4054.31	0.93
Reach-1	115654	2_year_Existing	4800.00	5116.73	5119.56	5119.36	5120.31	0.003028	7.17	991.35	720.37	0.83
Reach-1	115654	5_year_Existing	11000.00	5116.73	5120.78	5120.78	5122.18	0.003418	10.09	2043.31	979.39	0.95
Reach-1	115654	10_year_Existing	17000.00	5116.73	5121.72	5121.87	5123.54	0.003385	11.76	3048.66	1147.64	0.98
Reach-1	115654	25_year_Existing	31000.00	5116.73	5122.74	5123.60	5126.16	0.005092	16.54	4315.15	1329.70	1.24
Reach-1	115654	50_year_Existing	41000.00	5116.73	5123.32	5124.58	5127.85	0.006063	19.28	5108.05	1431.96	1.38
Reach-1	115654	100_year_Existin	54000.00	5116.73	5124.11	5126.12	5129.65	0.006510	21.68	6304.91	1573.77	1.46
Reach-1	115654	500_year_Existin	83000.00	5116.73	5125.86	5128.12	5132.89	0.006463	25.12	9434.23	2064.29	1.51
Reach-1	115029	2_year_Existing	4800.00	5114.50	5117.21	5117.21	5118.05	0.004396	7.59	1014.50	911.46	0.97
Reach-1	115029	5_year_Existing	11000.00	5114.50	5118.30	5118.59	5119.75	0.004428	10.30	2330.02	1489.97	1.05
Reach-1	115029	10_year_Existing	17000.00	5114.50	5118.93	5119.39	5120.96	0.005071	12.51	3336.14	1669.06	1.16
Reach-1	115029	25_year_Existing	31000.00	5114.50	5120.40	5120.85	5122.93	0.004437	14.87	6033.90	2147.65	1.14
Reach-1	115029	50_year_Existing	41000.00	5114.50	5121.17	5121.69	5124.15	0.004484	16.20	7877.86	2606.47	1.18
Reach-1	115029	100_year_Existin	54000.00	5114.50	5121.95	5122.70	5125.61	0.004827	18.26	10073.78	3058.06	1.25
Reach-1	115029	500_year_Existin	83000.00	5114.50	5123.26	5124.60	5128.57	0.005740	22.45	14587.29	3822.22	1.40
Reach-1	114267	2_year_Existing	4800.00	5109.68	5112.76	5112.12	5113.11	0.001310	5.15	2110.46	1708.85	0.56
Reach-1	114267	5_year_Existing	11000.00	5109.68	5113.84	5113.30	5114.45	0.001677	7.31	4408.16	2551.62	0.67
Reach-1	114267	10_year_Existing	17000.00	5109.68	5114.54	5114.15	5115.31	0.001865	8.65	6306.90	2851.78	0.72
Reach-1	114267	25_year_Existing	31000.00	5109.68	5115.71	5115.31	5116.81	0.002192	10.96	9844.06	3151.78	0.82
Reach-1	114267	50_year_Existing	41000.00	5109.68	5116.16	5115.95	5117.62	0.002738	12.90	11270.75	3234.79	0.92
Reach-1	114267	100_year_Existin	54000.00	5109.68	5116.91	5116.68	5118.60	0.002860	14.25	13752.39	3374.32	0.96
Reach-1	114267	500_year_Existin	83000.00	5109.68	5118.70	5118.03	5120.53	0.002493	15.56	20111.39	3706.63	0.94
Reach-1	113455	2_year_Existing	4800.00	5108.98	5110.86	5110.86	5111.27	0.004753	6.40	2111.14	2451.88	0.95
Reach-1	113455	5_year_Existing	11000.00	5108.98	5111.47	5111.47	5112.16	0.005657	8.88	3634.75	2582.48	1.11
Reach-1	113455	10_year_Existing	17000.00	5108.98	5111.94	5111.94	5112.83	0.005823	10.38	4883.78	2680.90	1.16
Reach-1	113455	25_year_Existing	31000.00	5108.98	5112.88	5112.84	5114.10	0.005562	12.60	7473.80	2777.38	1.20
Reach-1	113455	50_year_Existing	41000.00	5108.98	5114.03	5113.35	5115.04	0.003319	11.78	10679.48	2824.31	0.97
Reach-1	113455	100_year_Existin	54000.00	5108.98	5115.16		5116.20	0.002581	12.04	13936.79	3098.24	0.89

HEC-RAS Plan: Existing River: Fountain Creek Reach: Reach-1 (Continued)

Reach	River Sta	Profile	Q Total	Min Ch El	W.S. Elev	Crit W.S.	E.G. Elev	E.G. Slope	Vel Chnl	Flow Area	Top Width	Froude # Chl
			(cfs)	(ft)	(ft)	(ft)	(ft)	(ft/ft)	(ft/s)	(sq ft)	(ft)	
Reach-1	110455	500_year_Existin	83000.00	5108.98	5117.15		5118.48	0.002231	13.67	20685.19	3898.93	0.87
Reach-1	112867	2_year_Existing	4800.00	5104.50	5107.78	5106.88	5108.03	0.000925	4.42	2315.54	1589.28	0.47
Reach-1	112867	5_year_Existing	11000.00	5104.50	5109.38	5108.04	5109.71	0.000759	5.44	5541.71	2445.66	0.46
Reach-1	112867	10_year_Existing	17000.00	5104.50	5110.61	5108.81	5110.98	0.000628	5.85	8885.50	2843.31	0.44
Reach-1	112867	25_year_Existing	31000.00	5104.50	5112.77		5113.16	0.000519	6.62	15283.11	3068.01	0.42
Reach-1	112867	50_year_Existing	41000.00	5104.50	5113.79		5114.25	0.000544	7.36	18465.23	3174.31	0.44
Reach-1	112867	100_year_Existin	54000.00	5104.50	5114.90		5115.44	0.000580	8.23	22033.21	3289.41	0.46
Reach-1	112867	500_year_Existin	83000.00	5104.50	5116.83		5117.65	0.000710	10.26	29072.96	4022.25	0.53
Reach-1	112261	2_year_Existing	4800.00	5103.59	5106.00	5106.00	5106.87	0.004562	7.58	761.91	573.28	0.98
Reach-1	112261	5_year_Existing	11000.00	5103.59	5107.31	5107.31	5108.70	0.003718	9.77	1683.92	833.27	0.97
Reach-1	112261	10_year_Existing	17000.00	5103.59	5108.31	5108.31	5110.05	0.003317	11.09	2621.89	1032.64	0.96
Reach-1	112261	25_year_Existing	31000.00	5103.59	5110.49	5110.49	5112.41	0.002285	12.17	5765.20	2613.80	0.85
Reach-1	112261	50_year_Existing	41000.00	5103.59	5111.47	5111.47	5113.49	0.002130	12.94	8410.98	2761.77	0.84
Reach-1	112261	100_year_Existin	54000.00	5103.59	5112.42	5112.42	5114.65	0.002144	14.07	11084.63	2903.65	0.86
Reach-1	112261	500_year_Existin	83000.00	5103.59	5114.06	5114.06	5116.74	0.002243	16.24	16049.20	3150.20	0.91
Reach-1	111840	2_year_Existing	4800.00	5099.50	5101.21	5101.61	5102.66	0.010688	9.68	521.10	481.85	1.43
Reach-1	111840	5_year_Existing	11000.00	5099.50	5102.07	5102.91	5104.84	0.011216	13.53	1004.83	670.50	1.59
Reach-1	111840	10_year_Existing	17000.00	5099.50	5102.73	5103.89	5106.44	0.010814	15.80	1508.61	836.80	1.63
Reach-1	111840	25_year_Existing	31000.00	5099.50	5103.93	5105.73	5109.41	0.010545	19.60	2687.13	1134.29	1.70
Reach-1	111840	50_year_Existing	41000.00	5099.50	5106.88	5106.69	5109.08	0.002373	13.30	7080.78	1864.44	0.88
Reach-1	111840	100_year_Existin	54000.00	5099.50	5108.52	5107.79	5110.57	0.001769	13.22	10512.92	2281.04	0.79
Reach-1	111840	500_year_Existin	83000.00	5099.50	5111.40	5109.72	5113.38	0.001296	13.69	17676.73	2910.85	0.71
Reach-1	110310	2_year_Existing	4800.00	5094.52	5098.52	5096.90	5098.79	0.000656	4.53	1853.00	715.08	0.42
Reach-1	110310	5_year_Existing	11000.00	5094.52	5100.07	5098.37	5100.71	0.000984	7.02	3113.43	902.49	0.54
Reach-1	110310	10_year_Existing	17000.00	5094.52	5101.09	5099.51	5102.06	0.001217	8.80	4116.42	1060.53	0.62
Reach-1	110310	25_year_Existing	33000.00	5094.52	5102.98	5101.87	5104.80	0.001693	12.37	6396.20	1353.01	0.76
Reach-1	110310	50_year_Existing	43000.00	5094.52	5103.72		5106.14	0.002052	14.43	7438.58	1467.25	0.85
Reach-1	110310	100_year_Existin	56000.00	5094.52	5104.58	5104.40	5107.72	0.002414	16.65	8766.39	1601.44	0.94
Reach-1	110310	500_year_Existin	88000.00	5094.52	5107.16	5107.16	5110.93	0.002302	19.02	13867.07	2384.55	0.95
Reach-1	109520	2_year_Existing	4800.00	5094.92	5096.85	5096.85	5097.65	0.004619	7.38	887.54	726.19	0.98
Reach-1	109520	5_year_Existing	11000.00	5094.92	5098.11	5098.11	5099.32	0.003550	9.26	2028.64	1070.67	0.94
Reach-1	109520	10_year_Existing	17000.00	5094.92	5098.95	5098.95	5100.50	0.003438	10.72	2965.92	1153.47	0.96
Reach-1	109520	25_year_Existing	33000.00	5094.92	5100.76	5100.76	5102.98	0.003144	13.26	5284.83	1516.40	0.98
Reach-1	109520	50_year_Existing	43000.00	5094.92	5101.74	5101.74	5104.21	0.002925	14.22	6925.23	1828.09	0.97
Reach-1	109520	100_year_Existin	56000.00	5094.92	5102.87	5102.87	5105.57	0.002715	15.20	9174.36	2184.29	0.96
Reach-1	109520	500_year_Existin	88000.00	5094.92	5103.93	5105.16	5108.49	0.004016	20.14	11689.30	2523.74	1.19
Reach-1	108807	2_year_Existing	4800.00	5089.50	5091.59	5091.48	5092.30	0.004278	7.27	1071.71	645.80	0.95
Reach-1	108807	5_year_Existing	11000.00	5089.50	5093.06	5092.68	5094.19	0.003105	9.17	2114.18	803.96	0.89
Reach-1	108807	10_year_Existing	17000.00	5089.50	5093.82	5093.69	5095.55	0.003666	11.44	2760.59	907.55	1.00
Reach-1	108807	25_year_Existing	33000.00	5089.50	5094.39	5095.91	5099.22	0.008660	19.20	3298.90	957.34	1.57
Reach-1	108807	50_year_Existing	43000.00	5089.50	5095.30	5096.99	5100.71	0.007776	20.50	4192.87	1039.25	1.54
Reach-1	108807	100_year_Existin	56000.00	5089.50	5096.35	5098.24	5102.30	0.006979	21.80	5443.97	1348.25	1.50
Reach-1	108807	500_year_Existin	88000.00	5089.50	5098.72	5100.71	5105.04	0.005303	23.33	9472.29	2048.20	1.37
Reach-1	107536	2_year_Existing	4800.00	5084.64	5087.67		5088.22	0.002450	5.94	886.57	604.98	0.73
Reach-1	107536	5_year_Existing	11000.00	5084.64	5088.55	5088.55	5089.86	0.003733	9.30	1524.28	844.45	0.96
Reach-1	107536	10_year_Existing	17000.00	5084.64	5089.50	5089.50	5091.11	0.003288	10.51	2442.47	1101.17	0.94
Reach-1	107536	25_year_Existing	33000.00	5084.64	5091.42	5091.42	5093.56	0.002769	12.61	5000.76	1534.72	0.92
Reach-1	107536	50_year_Existing	43000.00	5084.64	5092.32	5092.32	5094.77	0.002702	13.72	6465.14	1712.76	0.93
Reach-1	107536	100_year_Existin	56000.00	5084.64	5093.29	5093.36	5096.13	0.002714	15.05	8220.76	1904.43	0.96
Reach-1	107536	500_year_Existin	88000.00	5084.64	5094.88	5095.55	5099.05	0.003492	19.08	11071.26	2218.25	1.12
Reach-1	107076	2_year_Existing	4800.00	5084.50	5086.06	5086.02	5086.55	0.005778	6.87	1848.38	1699.48	1.05
Reach-1	107076	5_year_Existing	11000.00	5084.50	5087.17	5086.79	5087.77	0.003477	7.96	3752.81	1739.92	0.90
Reach-1	107076	10_year_Existing	17000.00	5084.50	5087.92	5087.39	5088.71	0.003258	9.20	5063.71	1767.22	0.91
Reach-1	107076	25_year_Existing	33000.00	5084.50	5089.32	5088.71	5090.67	0.003495	12.15	7579.85	1838.42	1.00
Reach-1	107076	50_year_Existing	43000.00	5084.50	5089.94	5089.21	5091.74	0.003926	14.01	8764.61	1973.66	1.08
Reach-1	107076	100_year_Existin	56000.00	5084.50	5090.72	5090.33	5092.99	0.004136	15.78	10372.37	2137.85	1.14
Reach-1	107076	500_year_Existin	88000.00	5084.50	5090.71	5092.41	5096.34	0.010294	24.86	10343.16	2135.02	1.79
Reach-1	106454	2_year_Existing	4800.00	5081.22	5083.84		5084.36	0.002376	6.28	1696.17	1444.38	0.73
Reach-1	106454	5_year_Existing	11000.00	5081.22	5084.87		5085.78	0.002874	8.85	3512.92	2102.51	0.86
Reach-1	106454	10_year_Existing	17000.00	5081.22	5085.55		5086.70	0.003077	10.37	5013.17	2261.44	0.91
Reach-1	106454	25_year_Existing	33000.00	5081.22	5086.96	5086.69	5088.56	0.003221	12.99	8393.03	2509.03	0.98
Reach-1	106454	50_year_Existing	43000.00	5081.22	5087.87	5087.57	5089.50	0.003302	14.27	10195.19	2631.30	1.02
Reach-1	106454	100_year_Existin	56000.00	5081.22	5088.36	5088.36	5090.58	0.003593	16.00	12073.57	2752.77	1.08
Reach-1	106454	500_year_Existin	88000.00	5081.22	5090.01	5090.01	5092.82	0.003674	18.69	16838.95	3039.22	1.13
Reach-1	105746	2_year_Existing	4800.00	5079.50	5081.20	5081.20	5081.78	0.006195	6.95	1443.77	1336.18	1.08
Reach-1	105746	5_year_Existing	11000.00	5079.50	5082.06	5082.06	5083.04	0.005470	9.18	2697.66	1570.41	1.10
Reach-1	105746	10_year_Existing	17000.00	5079.50	5082.75	5082.75	5083.98	0.004893	10.45	3848.36	1758.19	1.09
Reach-1	105746	25_year_Existing	33000.00	5079.50	5084.19	5084.19	5085.94	0.004260	12.79	6643.90	2147.17	1.09
Reach-1	105746	50_year_Existing	43000.00	5079.50	5084.94	5084.94	5088.93	0.003990	13.79	8344.39	2350.86	1.08
Reach-1	105746	100_year_Existin	56000.00	5079.50	5086.07	5085.77	5088.06	0.003180	14.09	11152.21	2636.94	1.00
Reach-1	105746	500_year_Existin	88000.00	5079.50	5087.92	5087.51	5090.35	0.002895	16.02	16482.55	3103.48	1.00

HEC-RAS Plan: Existing River: Fountain Creek Reach: Reach-1 (Continued)

Reach	River Sta	Profile	Q Total	Min Ch El	W.S. Elev	Crit W.S.	E.G. Elev	E.G. Slope	Vel Chnl	Flow Area	Top Width	Froude # Chl
			(cfs)	(ft)	(ft)	(ft)	(ft)	(ft/ft)	(ft/s)	(sq ft)	(ft)	
Reach-1	105207	2_year_Existing	4800.00	5074.50	5076.96	5077.23	5078.24	0.006718	9.16	648.21	543.96	1.19
Reach-1	105207	5_year_Existing	11000.00	5074.50	5078.34	5078.69	5080.17	0.004884	11.32	1649.11	915.85	1.11
Reach-1	105207	10_year_Existing	17000.00	5074.50	5079.41	5079.72	5081.52	0.004015	12.44	2790.86	1206.98	1.06
Reach-1	105207	25_year_Existing	33000.00	5074.50	5081.64	5081.84	5083.99	0.002918	14.01	6065.39	1762.44	0.97
Reach-1	105207	50_year_Existing	43000.00	5074.50	5082.74	5082.78	5085.17	0.002598	14.67	8208.42	2121.57	0.94
Reach-1	105207	100_year_Existin	56000.00	5074.50	5083.84	5083.84	5086.48	0.002498	15.74	10739.28	2479.58	0.94
Reach-1	105207	500_year_Existin	88000.00	5074.50	5086.80		5089.14	0.001728	15.90	19509.44	3443.35	0.82
Reach-1	103740	2_year_Existing	4800.00	5069.54	5072.75	5071.81	5073.13	0.001235	5.22	1409.98	619.53	0.55
Reach-1	103740	5_year_Existing	11000.00	5069.54	5074.07	5073.16	5074.94	0.001744	6.00	2295.78	731.26	0.69
Reach-1	103740	10_year_Existing	17000.00	5069.54	5074.91	5074.20	5076.30	0.002161	10.12	2944.64	801.06	0.80
Reach-1	103740	25_year_Existing	33000.00	5069.54	5076.29	5076.54	5079.27	0.003469	15.02	4212.53	1051.55	1.05
Reach-1	103740	50_year_Existing	43000.00	5069.54	5077.39	5077.68	5080.80	0.003295	16.28	5478.79	1259.70	1.05
Reach-1	103740	100_year_Existin	56000.00	5069.54	5078.88	5079.03	5082.51	0.002842	17.07	7550.78	1512.15	1.01
Reach-1	103740	500_year_Existin	88000.00	5069.54	5081.74	5081.74	5085.96	0.002436	19.02	13006.33	2426.40	0.98
Reach-1	103036	2_year_Existing	4800.00	5069.14	5071.08	5070.97	5071.66	0.004129	6.69	1337.49	1058.64	0.92
Reach-1	103036	5_year_Existing	11000.00	5069.14	5072.05	5071.99	5073.11	0.004201	9.19	2468.77	1258.22	1.00
Reach-1	103036	10_year_Existing	17000.00	5069.14	5072.77	5072.77	5074.20	0.004272	10.87	3417.95	1402.74	1.05
Reach-1	103036	25_year_Existing	33000.00	5069.14	5074.44	5074.49	5076.46	0.003719	13.28	6042.63	1740.72	1.04
Reach-1	103036	50_year_Existing	43000.00	5069.14	5074.81	5075.25	5077.76	0.005556	16.61	6350.00	1776.09	1.28
Reach-1	103036	100_year_Existin	56000.00	5069.14	5075.01	5076.27	5079.42	0.007146	19.79	7078.45	1860.83	1.47
Reach-1	103036	500_year_Existin	88000.00	5069.14	5076.24	5078.31	5082.82	0.008488	24.62	9536.80	2152.50	1.68
Reach-1	101934	2_year_Existing	4800.00	5063.74	5066.22	5066.22	5067.09	0.004112	7.82	1084.52	879.24	0.95
Reach-1	101934	5_year_Existing	11000.00	5063.74	5067.56	5067.56	5068.87	0.003495	10.01	2565.09	1334.06	0.95
Reach-1	101934	10_year_Existing	17000.00	5063.74	5068.53	5068.54	5070.12	0.003229	11.35	4019.41	1863.88	0.95
Reach-1	101934	25_year_Existing	33000.00	5063.74	5070.30	5070.70	5072.60	0.003268	14.30	7611.23	2604.28	1.01
Reach-1	101934	50_year_Existing	43000.00	5063.74	5071.32	5071.46	5073.57	0.002831	14.74	10277.85	2627.88	0.97
Reach-1	101934	100_year_Existin	56000.00	5063.74	5072.30	5072.30	5074.76	0.002768	15.87	12866.83	2673.70	0.98
Reach-1	101934	500_year_Existin	88000.00	5063.74	5074.14	5074.14	5077.28	0.002927	18.88	18042.29	2971.98	1.04
Reach-1	101437	2_year_Existing	4800.00	5059.65	5061.44	5062.05	5063.48	0.014700	11.83	600.77	588.87	1.70
Reach-1	101437	5_year_Existing	11000.00	5059.65	5062.44	5063.42	5065.69	0.012640	15.32	1210.53	624.03	1.71
Reach-1	101437	10_year_Existing	17000.00	5059.65	5063.33	5064.50	5067.23	0.010409	17.03	1792.41	680.02	1.63
Reach-1	101437	25_year_Existing	33000.00	5059.65	5065.37	5066.86	5070.05	0.007082	19.26	4060.91	1954.38	1.46
Reach-1	101437	50_year_Existing	43000.00	5059.65	5066.20	5067.75	5071.22	0.006644	20.52	5713.08	2010.06	1.45
Reach-1	101437	100_year_Existin	56000.00	5059.65	5067.15	5068.77	5072.49	0.006215	21.81	7647.10	2073.33	1.43
Reach-1	101437	500_year_Existin	88000.00	5059.65	5069.14	5071.04	5075.05	0.005501	24.15	11909.06	2206.39	1.40
Reach-1	100903	2_year_Existing	4800.00	5056.89	5059.57	5059.31	5060.09	0.002430	6.10	1575.45	1541.65	0.73
Reach-1	100903	5_year_Existing	11000.00	5056.89	5061.30	5060.45	5061.75	0.001176	6.28	4807.69	1946.30	0.56
Reach-1	100903	10_year_Existing	17000.00	5056.89	5062.69	5061.13	5063.13	0.000840	6.52	7546.11	1993.24	0.50
Reach-1	100903	25_year_Existing	33000.00	5056.89	5064.65	5062.51	5065.36	0.000952	8.57	11524.77	2058.62	0.56
Reach-1	100903	50_year_Existing	43000.00	5056.89	5065.70	5063.22	5066.55	0.000977	9.50	13788.03	2247.79	0.58
Reach-1	100903	100_year_Existin	56000.00	5056.89	5066.77	5064.08	5067.81	0.001048	10.68	16278.37	2468.27	0.61
Reach-1	100903	500_year_Existin	88000.00	5056.89	5068.97	5065.99	5070.43	0.001149	12.87	22236.52	2926.90	0.67
Reach-1	100098	2_year_Existing	4800.00	5054.50	5058.29		5058.74	0.001196	5.59	1404.44	768.59	0.55
Reach-1	100098	5_year_Existing	11000.00	5054.50	5059.61		5060.56	0.001717	8.42	2593.82	1003.30	0.70
Reach-1	100098	10_year_Existing	17000.00	5054.50	5060.38		5061.96	0.002343	10.93	3772.63	2062.65	0.84
Reach-1	100098	25_year_Existing	33000.00	5054.50	5062.42		5064.18	0.002040	12.67	6238.25	2319.55	0.82
Reach-1	100098	50_year_Existing	43000.00	5054.50	5063.05		5065.25	0.002388	14.49	9734.63	2398.82	0.90
Reach-1	100098	100_year_Existin	56000.00	5054.50	5064.13		5066.48	0.002305	15.49	12398.39	2535.48	0.91
Reach-1	100098	500_year_Existin	88000.00	5054.50	5066.25		5069.03	0.002283	17.73	18072.83	2836.22	0.94
Reach-1	99434	2_year_Existing	4800.00	5054.73	5056.50	5056.50	5057.23	0.005595	7.58	1370.63	1088.01	1.06
Reach-1	99434	5_year_Existing	11000.00	5054.73	5057.60	5057.60	5058.77	0.004667	9.83	2695.05	1337.30	1.06
Reach-1	99434	10_year_Existing	17000.00	5054.73	5058.46	5058.46	5059.90	0.004095	11.08	3941.11	1547.61	1.04
Reach-1	99434	25_year_Existing	33000.00	5054.73	5059.93	5059.93	5062.22	0.004356	14.38	6466.06	1909.74	1.13
Reach-1	99434	50_year_Existing	43000.00	5054.73	5061.07	5061.07	5063.35	0.003447	14.66	8870.08	2261.21	1.04
Reach-1	99434	100_year_Existin	56000.00	5054.73	5062.03	5062.03	5064.63	0.003338	15.90	11140.60	2435.51	1.05
Reach-1	99434	500_year_Existin	88000.00	5054.73	5064.03	5064.03	5067.22	0.003150	18.21	18371.59	2795.49	1.06
Reach-1	98943	2_year_Existing	4800.00	5050.73	5053.42	5053.41	5054.28	0.003761	7.75	1127.26	972.21	0.92
Reach-1	98943	5_year_Existing	11000.00	5050.73	5054.29	5054.74	5056.19	0.005644	11.85	2157.99	1375.90	1.19
Reach-1	98943	10_year_Existing	17000.00	5050.73	5055.09	5055.72	5057.48	0.006579	13.72	3394.98	1714.69	1.23
Reach-1	98943	25_year_Existing	33000.00	5050.73	5056.75	5057.51	5059.84	0.005050	16.55	6454.54	1970.37	1.24
Reach-1	98943	50_year_Existing	43000.00	5050.73	5057.44	5058.37	5061.13	0.005364	18.44	7846.62	2073.57	1.30
Reach-1	98943	100_year_Existin	56000.00	5050.73	5058.39	5059.41	5062.47	0.006131	19.83	9900.82	2217.10	1.30
Reach-1	98943	500_year_Existin	88000.00	5050.73	5060.44	5061.55	5065.20	0.004653	22.32	14771.56	2572.32	1.29
Reach-1	98306	2_year_Existing	4800.00	5049.97	5051.85		5052.17	0.002551	5.24	2157.87	1385.32	0.72
Reach-1	98306	5_year_Existing	11000.00	5049.97	5052.85	5052.30	5053.48	0.002709	7.40	3822.90	1555.19	0.80
Reach-1	98306	10_year_Existing	17000.00	5049.97	5053.70	5053.02	5054.53	0.002470	8.51	5014.85	1700.92	0.80
Reach-1	98306	25_year_Existing	33000.00	5049.97	5055.39	5054.55	5056.68	0.002345	10.78	8125.75	1984.32	0.83
Reach-1	98306	50_year_Existing	43000.00	5049.97	5056.31	5055.34	5057.81	0.002223	11.71	10024.81	2137.42	0.83
Reach-1	98306	100_year_Existin	56000.00	5049.97	5057.32	5056.26	5059.08	0.002169	12.81	12276.62	2305.86	0.85
Reach-1	98306	500_year_Existin	88000.00	5049.97	5059.77	5058.21	5061.85	0.001819	14.78	18407.78	2715.92	0.81

HEC-RAS Plan: Existing River: Fountain Creek Reach: Reach-1 (Continued)

Reach	River Sta	Profile	Q Total	Min Ch El	W.S. Elev	Crit W.S.	E.G. Elev	E.G. Slope	Vel Chnl	Flow Area	Top Width	Froude # Chl
			(cfs)	(ft)	(ft)	(ft)	(ft)	(ft/ft)	(ft/s)	(sq ft)	(ft)	
Reach-1	96881	2_year_Existing	4500.00	5044.55	5046.29	5046.29	5046.97	0.005715	7.18	1219.83	951.14	1.05
Reach-1	96881	5_year_Existing	10000.00	5044.55	5047.24	5047.24	5048.38	0.004999	9.40	2148.42	1000.30	1.07
Reach-1	96881	10_year_Existing	17000.00	5044.55	5048.21	5048.21	5049.81	0.004512	11.21	3142.89	1050.73	1.08
Reach-1	96881	25_year_Existing	32000.00	5044.55	5049.86	5049.88	5052.29	0.004022	13.84	4972.91	1134.07	1.09
Reach-1	96881	50_year_Existing	42000.00	5044.55	5050.99	5050.99	5053.74	0.003552	14.85	6380.52	1445.42	1.06
Reach-1	96881	100_year_Existin	56000.00	5044.55	5052.41	5052.41	5055.36	0.002976	15.61	8685.11	1712.17	1.00
Reach-1	96881	500_year_Existin	89000.00	5044.55	5054.62	5054.62	5058.45	0.002880	18.22	12565.85	1795.01	1.03
Reach-1	96346	2_year_Existing	4500.00	5040.09	5043.58	5042.57	5043.88	0.000966	4.44	1306.67	767.14	0.48
Reach-1	96346	5_year_Existing	10000.00	5040.09	5045.08	5043.74	5045.81	0.000993	6.06	2733.11	1122.88	0.52
Reach-1	96346	10_year_Existing	17000.00	5040.09	5046.56	5044.94	5047.28	0.000936	7.21	4606.48	1391.96	0.53
Reach-1	96346	25_year_Existing	32000.00	5040.09	5049.10	5046.81	5050.06	0.000819	8.63	8704.58	1840.43	0.53
Reach-1	96346	50_year_Existing	42000.00	5040.09	5050.44	5047.80	5051.52	0.000784	9.35	11338.34	2078.17	0.53
Reach-1	96346	100_year_Existin	56000.00	5040.09	5052.03	5049.03	5053.26	0.000763	10.22	14852.01	2358.32	0.54
Reach-1	96346	500_year_Existin	89000.00	5040.09	5054.92	5051.41	5056.47	0.000782	11.91	22409.53	2872.14	0.56
Reach-1	95644	2_year_Existing	4500.00	5039.64	5041.67	5041.67	5042.51	0.005107	7.87	1085.93	731.21	1.03
Reach-1	95644	5_year_Existing	10000.00	5039.64	5042.84	5042.84	5044.23	0.004478	10.29	1995.04	816.42	1.05
Reach-1	95644	10_year_Existing	17000.00	5039.64	5044.04	5044.04	5045.97	0.004038	12.24	3019.83	899.66	1.06
Reach-1	95644	25_year_Existing	32000.00	5039.64	5046.22	5046.22	5048.86	0.003274	14.59	5269.49	1240.92	1.02
Reach-1	95644	50_year_Existing	42000.00	5039.64	5047.43	5047.43	5050.37	0.002978	15.62	6928.78	1505.12	1.00
Reach-1	95644	100_year_Existin	56000.00	5039.64	5048.89	5048.89	5052.14	0.002708	16.76	9355.63	1823.87	0.98
Reach-1	95644	500_year_Existin	89000.00	5039.64	5051.61	5051.61	5055.38	0.002393	18.78	15140.95	2422.90	0.97
Reach-1	95106	2_year_Existing	4500.00	5034.50	5035.96	5036.49	5037.75	0.017958	11.27	632.32	661.02	1.81
Reach-1	95106	5_year_Existing	10000.00	5034.50	5036.67	5037.61	5039.82	0.017865	15.20	1120.48	706.52	1.93
Reach-1	95106	10_year_Existing	17000.00	5034.50	5037.41	5038.75	5041.85	0.016348	18.22	1863.21	757.85	1.97
Reach-1	95106	25_year_Existing	32000.00	5034.50	5038.70	5040.62	5045.25	0.014620	22.44	2697.55	843.91	1.99
Reach-1	95106	50_year_Existing	42000.00	5034.50	5039.50	5042.09	5048.98	0.013267	24.18	3390.32	899.94	1.96
Reach-1	95106	100_year_Existin	56000.00	5034.50	5040.70	5043.59	5049.04	0.010988	25.58	4577.94	1139.61	1.85
Reach-1	95106	500_year_Existin	89000.00	5034.50	5042.89	5046.27	5052.57	0.008832	28.25	7785.42	1791.74	1.75
Reach-1	94822	2_year_Existing	4500.00	5032.62	5034.75	5034.56	5035.33	0.003400	6.14	808.69	619.46	0.83
Reach-1	94822	5_year_Existing	10000.00	5032.62	5035.62	5035.62	5036.79	0.004069	8.80	1459.59	868.85	0.97
Reach-1	94822	10_year_Existing	17000.00	5032.62	5036.68	5036.68	5038.23	0.003465	10.25	2586.31	1240.85	0.95
Reach-1	94822	25_year_Existing	32000.00	5032.62	5037.92	5038.43	5040.62	0.004230	13.80	4378.68	1852.94	1.11
Reach-1	94822	50_year_Existing	42000.00	5032.62	5038.42	5039.33	5042.06	0.005082	16.15	5247.63	1819.43	1.23
Reach-1	94822	100_year_Existin	56000.00	5032.62	5038.92	5040.42	5044.06	0.006472	19.35	6181.51	1913.84	1.41
Reach-1	94822	500_year_Existin	89000.00	5032.62	5040.19	5042.56	5047.96	0.007833	24.27	8743.11	2131.20	1.81
Reach-1	94011	2_year_Existing	4500.00	5029.87	5032.10	5032.10	5032.90	0.004640	7.23	825.66	790.58	0.97
Reach-1	94011	5_year_Existing	10000.00	5029.87	5033.24	5033.26	5034.42	0.003720	9.09	2000.68	1262.19	0.95
Reach-1	94011	10_year_Existing	17000.00	5029.87	5034.02	5034.33	5035.84	0.004352	11.55	3131.57	1620.13	1.07
Reach-1	94011	25_year_Existing	32000.00	5029.87	5035.39	5035.94	5037.95	0.004378	14.36	5720.63	2038.66	1.13
Reach-1	94011	50_year_Existing	42000.00	5029.87	5036.16	5036.73	5039.00	0.004210	15.50	7307.57	2062.37	1.14
Reach-1	94011	100_year_Existin	56000.00	5029.87	5037.05	5037.68	5040.35	0.004237	17.10	9140.19	2089.41	1.17
Reach-1	94011	500_year_Existin	89000.00	5029.87	5038.44	5039.56	5043.27	0.005077	21.24	12074.38	2132.00	1.32
Reach-1	92946	2_year_Existing	4500.00	5024.50	5028.57	5027.01	5028.73	0.000459	3.41	2410.80	1313.64	0.34
Reach-1	92946	5_year_Existing	10000.00	5024.50	5029.95	5028.09	5030.29	0.000634	5.10	4611.57	2273.76	0.42
Reach-1	92946	10_year_Existing	17000.00	5024.50	5030.99	5029.15	5031.48	0.000751	6.38	7209.36	2502.93	0.48
Reach-1	92946	25_year_Existing	32000.00	5024.50	5032.50	5031.09	5033.27	0.000949	8.42	11010.38	2517.33	0.56
Reach-1	92946	50_year_Existing	42000.00	5024.50	5033.31	5031.76	5034.24	0.001046	9.50	13032.46	2523.71	0.60
Reach-1	92946	100_year_Existin	56000.00	5024.50	5034.25	5032.60	5035.42	0.001171	10.84	15423.15	2532.34	0.64
Reach-1	92946	500_year_Existin	89000.00	5024.50	5035.99	5034.39	5037.87	0.001530	13.97	19968.85	2833.83	0.76
Reach-1	92080	2_year_Existing	4500.00	5024.98	5027.06	5027.06	5027.74	0.005059	6.94	1037.16	1040.70	1.00
Reach-1	92080	5_year_Existing	10000.00	5024.98	5028.00	5028.00	5029.07	0.004382	8.94	2306.66	1670.49	1.01
Reach-1	92080	10_year_Existing	17000.00	5024.98	5029.03	5029.03	5030.21	0.003317	9.82	4415.51	2345.91	0.93
Reach-1	92080	25_year_Existing	32000.00	5024.98	5030.42	5030.42	5031.86	0.002924	11.55	8131.20	2815.22	0.92
Reach-1	92080	50_year_Existing	42000.00	5024.98	5031.01	5031.01	5032.71	0.003111	12.85	9783.92	2820.94	0.97
Reach-1	92080	100_year_Existin	56000.00	5024.98	5031.77	5031.77	5033.76	0.003211	14.24	11939.49	2827.96	1.01
Reach-1	92080	500_year_Existin	89000.00	5024.98	5033.23	5033.23	5035.88	0.003457	17.01	16086.34	2841.42	1.06
Reach-1	91189	2_year_Existing	4500.00	5019.50	5022.05	5020.93	5022.13	0.000607	3.19	3989.68	1972.60	0.37
Reach-1	91189	5_year_Existing	10000.00	5019.50	5023.19	5021.54	5023.34	0.000722	4.52	6259.33	2015.08	0.43
Reach-1	91189	10_year_Existing	17000.00	5019.50	5024.23	5022.15	5024.47	0.000814	5.74	8375.87	2026.59	0.48
Reach-1	91189	25_year_Existing	32000.00	5019.50	5025.91	5023.21	5026.37	0.001031	7.99	12048.10	2375.48	0.57
Reach-1	91189	50_year_Existing	42000.00	5019.50	5026.82	5023.81	5027.39	0.001065	8.91	14242.83	2424.10	0.59
Reach-1	91189	100_year_Existin	56000.00	5019.50	5027.95	5024.59	5028.65	0.001100	10.00	17020.56	2484.27	0.62
Reach-1	91189	500_year_Existin	89000.00	5019.50	5031.31	5026.58	5032.10	0.000813	10.81	25815.67	2764.87	0.56
Reach-1	90563	2_year_Existing	4500.00	5018.99	5020.72	5020.72	5021.24	0.005323	7.21	2008.01	1912.91	1.03
Reach-1	90563	5_year_Existing	10000.00	5018.99	5021.45	5021.45	5022.29	0.005751	9.70	3431.55	2018.86	1.14
Reach-1	90563	10_year_Existing	17000.00	5018.99	5022.18	5022.18	5023.31	0.005667	11.61	4954.61	2126.30	1.18
Reach-1	90563	25_year_Existing	32000.00	5018.99	5024.46		5025.38	0.002431	11.08	10135.10	2475.38	0.65
Reach-1	90563	50_year_Existing	42000.00	5018.99	5025.26		5026.36	0.002468	12.28	12188.42	2640.39	0.88
Reach-1	90563	100_year_Existin	56000.00	5018.99	5026.34		5027.82	0.002374	13.43	15154.46	2849.40	0.89
Reach-1	90563	500_year_Existin	89000.00	5018.99	5030.61		5031.52	0.001002	11.93	29091.32	3684.97	0.62
Reach-1	89876	2_year_Existing	4500.00	5011.85	5014.96	5015.41	5016.92	0.006973	11.23	400.61	163.99	1.27

HEC-RAS Plan: Existing River: Fountain Creek Reach: Reach-1 (Continued)

Reach	River Sta	Profile	Q Total	Min Ch El	W.S. Elev	Crit W.S.	E.G. Elev	E.G. Slope	Vel Chnl	Flow Area	Top Width	Froude # Chl
			(cfs)	(ft)	(ft)	(ft)	(ft)	(ft/ft)	(ft/s)	(sq ft)	(ft)	
Reach-1	89876	5_year_Existing	10000.00	5011.85	5017.10	5017.53	5019.06	0.003652	11.69	1799.73	1230.63	1.00
Reach-1	89876	10_year_Existing	17000.00	5011.85	5018.73	5018.88	5020.65	0.002869	12.42	4013.39	1435.21	0.91
Reach-1	89876	25_year_Existing	32000.00	5011.85	5020.86	5020.86	5023.46	0.002666	15.28	7491.54	2123.35	0.95
Reach-1	89876	50_year_Existing	42000.00	5011.85	5022.36	5022.36	5024.68	0.002093	15.19	11103.45	2563.17	0.87
Reach-1	89876	100_year_Existin	56000.00	5011.85	5023.97		5026.13	0.001766	15.48	15248.59	2602.44	0.82
Reach-1	89876	500_year_Existin	89000.00	5011.85	5029.82		5030.95	0.000660	12.56	33206.88	4104.02	0.54
Reach-1	89449	2_year_Existing	4500.00	5011.55	5014.35	5014.35	5015.24	0.003984	8.29	1140.44	979.97	0.95
Reach-1	89449	5_year_Existing	10000.00	5011.55	5015.20	5015.68	5017.08	0.005990	12.49	2074.76	1209.56	1.23
Reach-1	89449	10_year_Existing	17000.00	5011.55	5016.21	5016.98	5018.91	0.006288	15.36	3457.69	1636.94	1.32
Reach-1	89449	25_year_Existing	32000.00	5011.55	5019.64	5019.02	5021.06	0.001892	12.53	10194.09	2257.66	0.80
Reach-1	89449	50_year_Existing	42000.00	5011.55	5021.72	5019.84	5022.80	0.001155	11.50	14969.34	2317.32	0.65
Reach-1	89449	100_year_Existin	56000.00	5011.55	5024.40		5025.27	0.000745	10.88	21840.12	3856.88	0.54
Reach-1	89449	500_year_Existin	89000.00	5011.55	5030.06		5030.57	0.000332	9.32	44874.25	4311.67	0.39
Reach-1	88618	2_year_Existing	4500.00	5007.50	5009.59	5009.83	5010.90	0.007001	9.16	491.55	276.52	1.21
Reach-1	88618	5_year_Existing	10000.00	5007.50	5011.20	5011.25	5012.98	0.004105	10.68	954.30	301.72	1.03
Reach-1	88618	10_year_Existing	17000.00	5007.50	5012.62	5012.70	5015.13	0.003633	12.72	1401.46	323.64	1.02
Reach-1	88618	25_year_Existing	32000.00	5007.50	5015.24	5015.24	5018.69	0.002988	15.41	2285.17	348.80	1.00
Reach-1	88618	50_year_Existing	42000.00	5007.50	5016.69	5016.69	5021.05	0.002813	16.85	2849.68	451.84	1.00
Reach-1	88618	100_year_Existin	56000.00	5007.50	5018.55	5018.55	5023.78	0.002638	18.52	4146.68	1138.22	1.00
Reach-1	88618	500_year_Existin	89000.00	5007.50	5022.75	5022.75	5029.39	0.002170	20.94	11687.11	2430.77	0.96
Reach-1	87978	2_year_Existing	4500.00	5003.50	5007.56	5006.65	5007.99	0.001282	5.31	1051.23	620.96	0.56
Reach-1	87978	5_year_Existing	10000.00	5003.50	5009.82	5008.09	5010.33	0.000763	6.05	3054.29	1105.38	0.47
Reach-1	87978	10_year_Existing	17000.00	5003.50	5011.93	5009.38	5012.51	0.000588	6.69	6160.57	1819.13	0.44
Reach-1	87978	25_year_Existing	32000.00	5003.50	5014.79	5011.62	5015.55	0.000542	8.04	12242.48	2242.29	0.45
Reach-1	87978	50_year_Existing	42000.00	5003.50	5015.98	5012.39	5016.88	0.000586	9.01	14918.26	2288.54	0.47
Reach-1	87978	100_year_Existin	56000.00	5003.50	5017.32	5014.16	5018.44	0.000652	10.25	18082.11	2407.49	0.51
Reach-1	87978	500_year_Existin	89000.00	5003.50	5019.85	5016.34	5021.45	0.000782	12.68	24441.56	2653.27	0.58
Reach-1	87429	2_year_Existing	4500.00	5001.79	5005.71		5006.92	0.002712	8.94	651.08	315.61	0.84
Reach-1	87429	5_year_Existing	10000.00	5001.79	5007.64	5007.64	5009.50	0.002566	11.64	1850.30	715.39	0.88
Reach-1	87429	10_year_Existing	17000.00	5001.79	5009.46	5009.48	5011.76	0.002375	13.56	3423.22	1068.03	0.89
Reach-1	87429	25_year_Existing	32000.00	5001.79	5012.71	5012.71	5014.92	0.001680	14.58	8882.75	2170.30	0.79
Reach-1	87429	50_year_Existing	42000.00	5001.79	5013.66	5013.66	5016.19	0.001652	16.22	10969.03	2225.48	0.84
Reach-1	87429	100_year_Existin	56000.00	5001.79	5014.90	5014.90	5017.70	0.001954	17.84	13764.03	2281.75	0.88
Reach-1	87429	500_year_Existin	89000.00	5001.79	5017.05	5017.05	5020.58	0.002262	21.30	18733.29	2337.47	0.97
Reach-1	86893	2_year_Existing	4500.00	4999.67	5004.18	5004.18	5005.36	0.003097	9.74	1291.75	825.64	0.90
Reach-1	86893	5_year_Existing	10000.00	4999.67	5005.31	5005.93	5007.61	0.004817	14.53	2376.12	1080.83	1.17
Reach-1	86893	10_year_Existing	17000.00	4999.67	5006.24	5007.31	5009.70	0.006264	18.67	3461.05	1218.44	1.38
Reach-1	86893	25_year_Existing	32000.00	4999.67	5008.06	5009.97	5013.02	0.006982	23.70	5860.84	1881.09	1.52
Reach-1	86893	50_year_Existing	42000.00	4999.67	5009.25	5010.83	5014.27	0.006279	24.79	8222.63	2105.40	1.48
Reach-1	86893	100_year_Existin	56000.00	4999.67	5010.22	5011.89	5015.69	0.006493	27.06	10325.07	2193.94	1.53
Reach-1	86893	500_year_Existin	89000.00	4999.67	5012.06	5013.88	5018.34	0.006818	31.13	14390.62	2232.13	1.62
Reach-1	86212	2_year_Existing	4500.00	4997.81	5000.87	5001.30	5002.51	0.005706	10.52	653.06	608.55	1.16
Reach-1	86212	5_year_Existing	10000.00	4997.81	5002.43	5002.90	5004.44	0.004278	12.51	2042.25	1116.49	1.08
Reach-1	86212	10_year_Existing	17000.00	4997.81	5003.76	5004.22	5006.07	0.003840	14.26	3706.84	1397.57	1.07
Reach-1	86212	25_year_Existing	32000.00	4997.81	5005.38	5006.04	5008.79	0.004501	18.35	6240.42	1730.11	1.22
Reach-1	86212	50_year_Existing	42000.00	4997.81	5006.11	5007.17	5010.19	0.004991	20.63	7525.88	1786.87	1.30
Reach-1	86212	100_year_Existin	56000.00	4997.81	5007.56	5008.75	5011.70	0.004338	21.55	10336.69	2081.70	1.25
Reach-1	86212	500_year_Existin	89000.00	4997.81	5009.97	5010.74	5014.35	0.003847	23.67	15651.33	2247.43	1.22
Reach-1	85406	2_year_Existing	4500.00	4995.50	4997.85	4997.85	4998.64	0.005374	7.53	984.15	828.96	1.04
Reach-1	85406	5_year_Existing	10000.00	4995.50	4999.01	4998.95	5000.00	0.003650	8.65	2369.85	1281.35	0.94
Reach-1	85406	10_year_Existing	17000.00	4995.50	5000.85	4999.82	5001.63	0.001598	8.22	5052.51	1587.04	0.67
Reach-1	85406	25_year_Existing	32000.00	4995.50	5003.00	5001.42	5004.03	0.001362	9.80	8485.87	1604.13	0.66
Reach-1	85406	50_year_Existing	42000.00	4995.50	5004.29	5002.24	5005.44	0.001243	10.51	10556.42	1614.57	0.65
Reach-1	85406	100_year_Existin	56000.00	4995.50	5005.87	5003.28	5007.20	0.001158	11.43	13124.26	1636.19	0.65
Reach-1	85406	500_year_Existin	89000.00	4995.50	5008.94	5005.36	5010.69	0.001089	13.33	19204.69	2188.08	0.66
Reach-1	83825	2_year_Existing	4500.00	4987.50	4992.42	4991.72	4993.44	0.001819	8.36	851.00	423.85	0.71
Reach-1	83825	5_year_Existing	10000.00	4987.50	4994.72		4996.17	0.001685	10.68	2045.33	845.87	0.73
Reach-1	83825	10_year_Existing	17000.00	4987.50	4996.02		4998.42	0.002356	14.22	3566.14	1468.06	0.89
Reach-1	83825	25_year_Existing	32000.00	4987.50	4998.56	4998.56	5001.18	0.002177	16.44	7401.72	1548.48	0.89
Reach-1	83825	50_year_Existing	42000.00	4987.50	4999.73	4999.73	5002.67	0.002271	18.02	9257.81	1619.27	0.93
Reach-1	83825	100_year_Existin	56000.00	4987.50	5001.12	5001.12	5004.46	0.002391	19.93	11557.24	1702.94	0.97
Reach-1	83825	500_year_Existin	89000.00	4987.50	5003.79	5003.79	5007.92	0.002580	23.44	16416.26	1920.45	1.04
Reach-1	83374	2_year_Existing	4500.00	4985.50	4990.32	4990.32	4992.23	0.003528	11.59	606.18	239.33	0.98
Reach-1	83374	5_year_Existing	10000.00	4985.50	4993.58	4993.58	4995.34	0.001841	12.19	2429.98	1318.00	0.78
Reach-1	83374	10_year_Existing	17000.00	4985.50	4995.53	4995.53	4997.29	0.001648	13.44	5497.84	1607.21	0.77
Reach-1	83374	25_year_Existing	32000.00	4985.50	4996.84	4997.47	5000.01	0.002862	19.32	7613.62	1618.86	1.03
Reach-1	83374	50_year_Existing	42000.00	4985.50	4997.81	4998.44	5001.41	0.003140	21.42	9185.30	1632.22	1.10
Reach-1	83374	100_year_Existin	56000.00	4985.50	4999.07	4999.79	5003.12	0.003348	23.67	11268.61	1672.65	1.15
Reach-1	83374	500_year_Existin	89000.00	4985.50	5001.45	5002.26	5006.45	0.003737	27.96	15345.79	1758.61	1.25
Reach-1	82907	2_year_Existing	4500.00	4984.16	4988.15	4987.95	4989.33	0.003027	9.31	768.10	294.90	0.89
Reach-1	82907	5_year_Existing	10000.00	4984.16	4988.43	4989.86	4993.28	0.011300	18.95	848.60	298.01	1.73

HEC-RAS Plan: Existing River: Fountain Creek Reach: Reach-1 (Continued)

Reach	River Sta	Profile	Q Total	Min Ch El	W.S. Elev	Crit W.S.	E.G. Elev	E.G. Slope	Vel Chnl	Flow Area	Top Width	Froude # Chl
			(cfs)	(ft)	(ft)	(ft)	(ft)	(ft/ft)	(ft/s)	(sq ft)	(ft)	
Reach-1	82907	10_year_Existing	17000.00	4984.16	4990.48	4992.75	4995.57	0.006894	19.83	1550.37	584.41	1.46
Reach-1	82907	25_year_Existing	32000.00	4984.16	4993.25	4994.79	4998.15	0.004668	21.21	5118.72	1705.00	1.28
Reach-1	82907	50_year_Existing	42000.00	4984.16	4994.20	4995.78	4999.46	0.004742	22.93	6747.87	1720.55	1.31
Reach-1	82907	100_year_Existin	56000.00	4984.16	4995.31	4996.92	5001.07	0.004892	25.06	8652.05	1732.75	1.36
Reach-1	82907	500_year_Existin	89000.00	4984.16	4997.58	4999.46	5004.28	0.004967	28.75	12692.96	1850.41	1.41
Reach-1	82187	2_year_Existing	4600.00	4981.70	4985.77	4985.77	4987.12	0.003057	9.72	870.38	493.91	0.89
Reach-1	82187	5_year_Existing	10000.00	4981.70	4987.89	4987.92	4989.33	0.002137	10.99	3039.33	1475.75	0.81
Reach-1	82187	10_year_Existing	16000.00	4981.70	4988.24	4989.15	4991.09	0.004111	15.85	3704.21	2123.56	1.13
Reach-1	82187	25_year_Existing	30000.00	4981.70	4989.21	4990.79	4994.17	0.006725	22.38	5919.70	2436.63	1.48
Reach-1	82187	50_year_Existing	40000.00	4981.70	4989.93	4991.61	4995.33	0.007095	24.50	7725.73	2528.26	1.55
Reach-1	82187	100_year_Existin	53000.00	4981.70	4990.66	4992.53	4996.71	0.007705	27.10	9570.47	2532.74	1.63
Reach-1	82187	500_year_Existin	85000.00	4981.70	4992.11	4994.45	4999.56	0.008846	32.22	13229.94	2561.76	1.80
Reach-1	80422	2_year_Existing	4600.00	4972.41	4976.87	4976.26	4978.99	0.000213	2.91	2297.89	893.73	0.24
Reach-1	80422	5_year_Existing	10000.00	4972.41	4980.56	4977.53	4980.84	0.000318	4.42	3547.10	1150.32	0.31
Reach-1	80422	10_year_Existing	16000.00	4972.41	4981.98	4978.56	4982.42	0.000393	5.63	4613.12	1787.30	0.36
Reach-1	80422	25_year_Existing	30000.00	4972.41	4984.51	4980.43	4985.32	0.000502	7.73	6581.99	2296.13	0.43
Reach-1	80422	50_year_Existing	40000.00	4972.41	4986.02	4981.57	4987.08	0.000549	8.87	7810.21	2758.59	0.46
Reach-1	80422	100_year_Existin	53000.00	4972.41	4987.79	4982.88	4989.14	0.000587	10.09	9285.01	2906.88	0.49
Reach-1	80422	500_year_Existin	85000.00	4972.41	4991.54	4985.71	4993.53	0.000635	12.37	12417.63	3228.38	0.53
Reach-1	80144		Bridge									
Reach-1	[illegible]	5_year_Existing	4600.00	4973.57	4977.41	4977.41	4978.29	0.004802	7.57	639.67	420.72	0.98
Reach-1	[illegible]	[illegible]	10000.00	4973.57	4978.68	4978.68	4980.02	0.003837	9.43	1350.91	871.38	0.95
Reach-1	[illegible]	10_year_Existing	16000.00	4973.57	4979.69	4979.69	4981.47	0.003404	11.03	2056.25	1157.44	0.96
Reach-1	[illegible]	25_year_Existing	30000.00	4973.57	4981.60	4981.60	4984.19	0.003076	13.54	3456.02	1897.58	0.97
Reach-1	[illegible]	50_year_Existing	40000.00	4973.57	4982.74	4982.74	4986.84	0.002987	14.94	4510.71	2014.44	0.99
Reach-1	[illegible]	100_year_Existin	53000.00	4973.57	4984.03	4984.03	4987.78	0.002913	16.53	5296.78	2362.15	1.00
Reach-1	79923	500_year_Existin	85000.00	4973.57	4986.90	4986.90	4991.94	0.002706	19.37	7573.77	2725.75	1.02
Reach-1	77952	2_year_Existing	4600.00	4962.93	4966.78	4967.31	4968.58	0.004985	11.16	771.77	702.43	1.11
Reach-1	77952	5_year_Existing	10000.00	4962.93	4968.04	4968.95	4970.80	0.005608	14.85	1972.99	1716.02	1.25
Reach-1	77952	10_year_Existing	16000.00	4962.93	4968.85	4969.89	4972.17	0.006193	17.46	3354.15	1720.93	1.35
Reach-1	77952	25_year_Existing	30000.00	4962.93	4970.10	4971.48	4974.61	0.007464	22.15	5518.53	1728.60	1.54
Reach-1	77952	50_year_Existing	40000.00	4962.93	4970.79	4972.39	4976.08	0.008170	24.81	6716.70	1732.32	1.64
Reach-1	77952	100_year_Existin	53000.00	4962.93	4971.58	4973.44	4977.77	0.008872	27.71	8074.23	1736.45	1.74
Reach-1	77952	500_year_Existin	85000.00	4962.93	4973.09	4975.62	4981.54	0.010497	33.87	10706.16	1744.78	1.94
Reach-1	77343	2_year_Existing	4600.00	4961.58	4965.38	4963.97	4965.95	0.002632	8.47	2380.41	1359.71	0.82
Reach-1	77343	5_year_Existing	10000.00	4961.58	4967.11	4963.96	4967.68	0.001896	9.50	4942.84	1524.35	0.74
Reach-1	77343	10_year_Existing	16000.00	4961.58	4968.39	4967.11	4969.09	0.001896	11.03	6919.41	1602.87	0.77
Reach-1	77343	25_year_Existing	30000.00	4961.58	4970.38	4968.62	4971.46	0.002202	14.27	10458.83	1979.52	0.87
Reach-1	77343	50_year_Existing	40000.00	4961.58	4971.39	4969.69	4972.70	0.002422	16.14	12592.73	2251.08	0.93
Reach-1	77343	100_year_Existin	53000.00	4961.58	4972.62	4970.93	4974.11	0.002472	17.71	15546.25	2494.21	0.96
Reach-1	77343	500_year_Existin	85000.00	4961.58	4974.85	4973.25	4976.77	0.002722	21.11	21413.00	2755.87	1.04
Reach-1	76657	2_year_Existing	4600.00	4959.54	4963.38		4964.21	0.002374	7.60	1027.88	699.64	0.77
Reach-1	76657	5_year_Existing	10000.00	4959.54	4964.74	4964.74	4966.06	0.002608	10.20	2516.25	1321.39	0.86
Reach-1	76657	10_year_Existing	16000.00	4959.54	4965.83	4965.83	4967.48	0.002829	11.86	4090.48	1575.11	0.89
Reach-1	76657	25_year_Existing	29000.00	4959.54	4967.56	4967.56	4969.89	0.002677	14.36	7143.85	1949.17	0.94
Reach-1	76657	50_year_Existing	37000.00	4959.54	4968.35	4968.35	4970.81	0.002805	15.76	8777.26	2169.61	0.98
Reach-1	76657	100_year_Existin	50000.00	4959.54	4969.76	4969.76	4972.29	0.002530	16.67	12121.26	2586.44	0.96
Reach-1	76657	500_year_Existin	82000.00	4959.54	4972.38		4975.02	0.002207	18.33	19402.09	2934.15	0.93
Reach-1	76240	2_year_Existing	4600.00	4957.50	4961.67	4961.67	4963.02	0.003186	10.06	1199.39	934.39	0.92
Reach-1	76240	5_year_Existing	10000.00	4957.50	4963.12	4963.44	4964.84	0.003231	12.62	3005.74	1354.99	0.98
Reach-1	76240	10_year_Existing	16000.00	4957.50	4964.20	4964.52	4966.21	0.003372	14.61	4527.13	1489.64	1.03
Reach-1	76240	25_year_Existing	29000.00	4957.50	4965.89	4966.21	4968.38	0.003561	17.61	7253.36	1732.19	1.10
Reach-1	76240	50_year_Existing	37000.00	4957.50	4966.70	4967.06	4969.45	0.003673	19.09	8712.61	1849.04	1.14
Reach-1	76240	100_year_Existin	50000.00	4957.50	4967.82	4968.23	4970.95	0.003847	21.16	10865.84	2009.07	1.19
Reach-1	76240	500_year_Existin	82000.00	4957.50	4970.55	4970.51	4973.83	0.003364	23.28	16815.61	2362.10	1.15
Reach-1	75689	2_year_Existing	4600.00	4955.66	4959.02	4959.39	4960.55	0.006871	12.43	1205.84	819.02	1.28
Reach-1	75689	5_year_Existing	10000.00	4955.66	4960.38	4960.92	4962.40	0.006277	15.53	2746.29	1408.33	1.32
Reach-1	75689	10_year_Existing	16000.00	4955.66	4961.34	4961.91	4963.69	0.006375	17.88	4101.83	1434.59	1.37
Reach-1	75689	25_year_Existing	29000.00	4955.66	4963.01	4963.55	4965.82	0.006115	21.04	6567.80	1539.44	1.41
Reach-1	75689	50_year_Existing	37000.00	4955.66	4963.90	4964.37	4966.90	0.005886	22.37	7968.91	1612.09	1.41
Reach-1	75689	100_year_Existin	50000.00	4955.66	4965.21	4965.56	4968.44	0.005505	24.00	10163.54	1719.72	1.40
Reach-1	75689	500_year_Existin	82000.00	4955.66	4967.92	4967.92	4971.57	0.004922	26.97	15117.86	1943.77	1.38
Reach-1	74873	2_year_Existing	4600.00	4951.60	4954.42	4954.59	4955.61	0.005301	9.74	1173.34	833.35	1.10
Reach-1	74873	5_year_Existing	10000.00	4951.60	4955.56	4956.12	4957.49	0.005685	13.01	2462.67	1428.25	1.22
Reach-1	74873	10_year_Existing	16000.00	4951.60	4956.48	4957.10	4958.82	0.005579	15.03	3957.49	1745.38	1.25
Reach-1	74873	25_year_Existing	29000.00	4951.60	4957.84	4958.61	4960.92	0.005631	18.34	6463.83	1940.79	1.34
Reach-1	74873	50_year_Existing	37000.00	4951.60	4958.51	4959.48	4962.00	0.005997	20.00	7796.26	2037.24	1.38
Reach-1	74873	100_year_Existin	50000.00	4951.60	4959.44	4960.62	4963.56	0.006250	22.32	9755.14	2151.10	1.44
Reach-1	74873	500_year_Existin	82000.00	4951.60	4961.28	4962.82	4966.73	0.006716	26.82	13890.02	2394.74	1.55
Reach-1	74323	2_year_Existing	4600.00	4950.00	4952.45	4951.60	4952.66	0.001892	5.33	3392.30	2100.87	0.65

HEC-RAS Plan: Existing River: Fountain Creek Reach: Reach-1 (Continued)

Reach	River Sta	Profile	Q Total	Min Ch El	W.S. Elev	Crit W.S.	E.G. Elev	E.G. Slope	Vel Chnl	Flow Area	Top Width	Froude # Chl
			(cfs)	(ft)	(ft)	(ft)	(ft)	(ft/ft)	(ft/s)	(sq ft)	(ft)	
Reach-1	74323	5_year_Existing	10000.00	4950.00	4953.41	4952.51	4953.78	0.002280	7.50	5528.22	2378.08	0.75
Reach-1	74323	10_year_Existing	16000.00	4950.00	4954.20	4953.21	4954.73	0.002485	9.12	7494.85	2553.51	0.82
Reach-1	74323	25_year_Existing	29000.00	4950.00	4955.53	4954.37	4956.35	0.002700	11.58	10920.05	2575.17	0.89
Reach-1	[illegible]23	50_year_Existing	37000.00	4950.00	4956.22	4954.94	4957.19	0.002777	12.76	12700.72	2596.16	0.93
Reach-1	[illegible]	100_year_Existin	50000.00	4950.00	4956.95	4955.77	4958.28	0.003308	15.06	14806.05	2624.29	1.03
Reach-1	[illegible]	500_year_Existin	82000.00	4950.00	4958.74	4957.48	4960.74	0.003729	18.75	19378.13	2701.33	1.14
Reach-1	[illegible]	2_year_Existing	4600.00	4948.00	4949.35	4949.35	4949.88	0.013499	8.38	1829.88	1747.20	1.51
Reach-1	[illegible]	5_year_Existing	10000.00	4948.00	4950.22	4950.22	4951.03	0.008449	10.08	3561.86	2318.49	1.33
Reach-1	73437	10_year_Existing	16000.00	4948.00	4950.89	4950.89	4951.95	0.007366	11.62	5200.98	2487.81	1.31
Reach-1	73437	25_year_Existing	29000.00	4948.00	4951.91	4951.91	4953.45	0.007027	14.30	7746.86	2497.86	1.35
Reach-1	[illegible]37	50_year_Existing	37000.00	4948.00	4952.45	4952.45	4954.26	0.006876	15.58	9099.20	2501.40	1.37
Reach-1	73437	100_year_Existin	50000.00	4948.00	4953.71	4953.26	4955.51	0.004856	15.69	12249.44	2509.63	1.20
Reach-1	73437	500_year_Existin	82000.00	4948.00	4956.60	4954.99	4958.46	0.002884	16.18	19735.63	2747.39	1.00
Reach-1	72919	2_year_Existing	4600.00	4943.50	4945.98	4945.41	4946.40	0.002058	5.71	2089.86	1591.06	0.68
Reach-1	72919	5_year_Existing	10000.00	4943.50	4947.15	4946.59	4947.75	0.001858	7.21	4208.90	1843.22	0.69
Reach-1	72919	10_year_Existing	16000.00	4943.50	4948.10	4947.35	4948.89	0.001854	8.50	5995.11	1951.91	0.72
Reach-1	72919	25_year_Existing	29000.00	4943.50	4950.03	4948.65	4951.00	0.001514	9.81	10027.38	2135.02	0.69
Reach-1	72919	50_year_Existing	37000.00	4943.50	4951.05	4949.41	4952.11	0.001398	10.43	12205.99	2140.77	0.68
Reach-1	72919	100_year_Existin	50000.00	4943.50	4952.49		4953.71	0.001304	11.36	15302.10	2147.92	0.68
Reach-1	72919	500_year_Existin	82000.00	4943.50	4955.55		4957.11	0.001175	13.18	21885.41	2163.43	0.68
Reach-1	70717	2_year_Existing	4600.00	4935.50	4939.46	4939.46	4940.70	0.003252	9.41	884.67	513.51	0.91
Reach-1	[illegible]	5_year_Existing	10000.00	4935.50	4941.43	4941.43	4942.96	0.002474	11.18	2667.98	1280.02	0.86
Reach-1	[illegible]	10_year_Existing	16000.00	4935.50	4942.78	4942.78	4944.37	0.002197	12.28	4629.32	1499.46	0.84
Reach-1	[illegible]7	25_year_Existing	29000.00	4935.50	4944.39	4944.39	4946.58	0.002608	15.44	7058.04	1512.53	0.95
Reach-1	[illegible]7	50_year_Existing	37000.00	4935.50	4945.17	4945.17	4947.72	0.002823	17.07	8242.63	1518.06	1.00
Reach-1	[illegible]	100_year_Existin	50000.00	4935.50	4946.36	4946.36	4949.36	0.002999	19.10	10048.67	1521.07	1.05
Reach-1	70717	500_year_Existin	82000.00	4935.50	4948.75	4948.75	4952.79	0.003335	23.15	13683.10	1531.21	1.15
Reach-1	70101	2_year_Existing	4600.00	4933.50	4936.75	4937.05	4938.07	0.005833	9.70	884.26	779.36	1.14
Reach-1	70101	5_year_Existing	10000.00	4933.50	4937.50	4938.27	4940.23	0.008846	14.50	1491.12	823.28	1.48
Reach-1	70101	10_year_Existing	16000.00	4933.50	4938.48	4939.52	4941.87	0.007953	16.60	2370.29	1008.90	1.47
Reach-1	70101	25_year_Existing	29000.00	4933.50	4940.36	4941.37	4944.12	0.005841	18.40	4845.22	1350.16	1.34
Reach-1	70101	50_year_Existing	37000.00	4933.50	4941.17	4942.20	4945.19	0.005537	19.54	5742.90	1356.44	1.33
Reach-1	70101	100_year_Existin	50000.00	4933.50	4942.33	4943.38	4946.81	0.005269	21.21	7319.51	1384.94	1.34
Reach-1	70101	500_year_Existin	82000.00	4933.50	4944.95	4945.81	4950.27	0.004584	23.99	10938.15	1412.61	1.31
Reach-1	69578	2_year_Existing	4600.00	4931.50	4934.83	4934.88	4935.74	0.003194	8.35	1443.21	1216.30	0.88
Reach-1	69578	5_year_Existing	10000.00	4931.50	4935.76	4936.02	4937.42	0.004463	11.96	2604.46	1267.51	1.09
Reach-1	69578	10_year_Existing	16000.00	4931.50	4937.03	4937.09	4938.73	0.003463	12.80	4350.79	1427.02	1.01
Reach-1	69578	25_year_Existing	29000.00	4931.50	4938.56	4939.09	4941.25	0.004120	16.66	6840.06	1831.97	1.15
Reach-1	69578	50_year_Existing	37000.00	4931.50	4939.21	4939.88	4942.35	0.004423	18.39	8044.58	1852.66	1.21
Reach-1	69578	100_year_Existin	50000.00	4931.50	4940.07	4940.94	4943.96	0.004982	21.01	9653.33	1871.72	1.31
Reach-1	69578	500_year_Existin	82000.00	4931.50	4941.67	4943.15	4947.44	0.006225	26.56	12663.81	1884.00	1.51
Reach-1	69008	2_year_Existing	4600.00	4929.50	4931.93	4931.72	4932.49	0.002825	6.38	1374.77	1256.12	0.78
Reach-1	69008	5_year_Existing	10000.00	4929.50	4933.01	4932.74	4933.86	0.002665	8.22	2868.79	1405.15	0.82
Reach-1	69008	10_year_Existing	16000.00	4929.50	4933.88	4933.54	4935.02	0.002739	9.80	4094.67	1431.69	0.86
Reach-1	69008	25_year_Existing	29000.00	4929.50	4935.19	4934.93	4937.04	0.003189	12.77	6012.60	1512.55	0.98
Reach-1	69008	50_year_Existing	37000.00	4929.50	4935.88	4935.72	4938.12	0.003359	14.20	7055.20	1565.45	1.02
Reach-1	69008	100_year_Existin	50000.00	4929.50	4936.85	4936.85	4939.66	0.003494	16.04	8614.34	1581.30	1.07
Reach-1	69008	500_year_Existin	82000.00	4929.50	4937.43	4939.08	4943.63	0.007022	23.98	9532.53	1586.79	1.54
Reach-1	68388	2_year_Existing	4600.00	4927.50	4930.19		4930.74	0.002799	6.04	908.61	765.04	0.77
Reach-1	68388	5_year_Existing	10000.00	4927.50	4931.18		4932.13	0.002892	8.12	1884.01	1196.61	0.84
Reach-1	68388	10_year_Existing	16000.00	4927.50	4932.03		4933.28	0.002843	9.56	3059.05	1532.51	0.87
Reach-1	68388	25_year_Existing	29000.00	4927.50	4933.56		4935.21	0.002571	11.41	5428.92	1572.10	0.88
Reach-1	68388	50_year_Existing	37000.00	4927.50	4934.36		4936.22	0.002478	12.30	6693.76	1619.43	0.88
Reach-1	68388	100_year_Existin	50000.00	4927.50	4935.51		4937.70	0.002383	13.54	8593.68	1680.58	0.89
Reach-1	68388	500_year_Existin	82000.00	4927.50	4937.76	4937.08	4940.77	0.002372	16.19	12548.07	1789.38	0.93
Reach-1	67867	2_year_Existing	4600.00	4925.50	4928.47	4928.47	4929.22	0.002963	7.14	1119.75	1586.89	0.82
Reach-1	67867	5_year_Existing	10000.00	4925.50	4929.51	4928.51	4930.58	0.003002	9.18	2785.05	1606.51	0.88
Reach-1	67867	10_year_Existing	16000.00	4925.50	4930.32	4930.32	4931.71	0.003163	10.88	4098.13	1621.81	0.93
Reach-1	67867	25_year_Existing	29000.00	4925.50	4931.69	4931.69	4933.65	0.003378	13.56	6328.21	1647.48	1.01
Reach-1	67867	50_year_Existing	37000.00	4925.50	4932.41	4932.41	4934.67	0.003428	14.81	7525.65	1680.53	1.04
Reach-1	67867	100_year_Existin	50000.00	4925.50	4933.45	4933.45	4936.17	0.003468	16.51	9314.72	1743.19	1.07
Reach-1	67867	500_year_Existin	82000.00	4925.50	4935.67	4935.67	4939.25	0.003415	19.53	13402.77	1966.82	1.11
Reach-1	67174	2_year_Existing	4600.00	4923.31	4925.83	4925.83	4926.67	0.004670	7.60	961.36	903.22	0.99
Reach-1	67174	5_year_Existing	10000.00	4923.31	4926.77	4927.00	4928.04	0.004491	9.82	2617.79	1909.67	1.04
Reach-1	67174	10_year_Existing	16000.00	4923.31	4927.50	4927.78	4929.09	0.004482	11.46	4023.38	1957.79	1.08
Reach-1	67174	25_year_Existing	29000.00	4923.31	4928.72	4929.05	4930.93	0.004545	14.08	6470.16	2072.16	1.14
Reach-1	67174	50_year_Existing	37000.00	4923.31	4929.31	4929.78	4931.89	0.004676	15.46	7729.16	2180.15	1.18
Reach-1	67174	100_year_Existin	50000.00	4923.31	4930.14	4930.74	4933.29	0.004891	17.41	9575.90	2289.54	1.24
Reach-1	67174	500_year_Existin	82000.00	4923.31	4931.71	4932.83	4936.20	0.005453	21.39	13321.29	2491.85	1.36
Reach-1	66413	2_year_Existing	4700.00	4918.69	4921.58	4921.06	4921.95	0.002652	5.99	2177.77	1253.77	0.75
Reach-1	66413	5_year_Existing	10000.00	4918.69	4922.45	4921.96	4923.25	0.003493	8.66	3434.59	1531.34	0.92

HEC-RAS Plan: Existing River: Fountain Creek Reach: Reach-1 (Continued)

Reach	River Sta	Profile	Q Total	Min Ch El	W.S. Elev	Crit W.S.	E.G. Elev	E.G. Slope	Vel Chnl	Flow Area	Top Width	Froude # Chl
			(cfs)	(ft)	(ft)	(ft)	(ft)	(ft/ft)	(ft/s)	(sq ft)	(ft)	
Reach-1	66413	10_year_Existing	16000.00	4918.69	4923.12	4922.95	4924.32	0.004113	10.84	4495.74	1671.66	1.03
Reach-1	66413	25_year_Existing	27000.00	4918.69	4924.38	4924.17	4925.96	0.003706	12.69	6761.56	1845.63	1.03
Reach-1	66413	50_year_Existing	36000.00	4918.69	4925.33	4924.93	4927.09	0.003343	13.62	8523.41	1864.68	1.01
Reach-1	66413	100_year_Existin	49000.00	4918.69	4926.45	4925.92	4928.54	0.003203	15.04	10621.02	1906.34	1.02
Reach-1	66413	500_year_Existin	80000.00	4918.69	4928.53	4927.97	4931.41	0.003213	18.01	14744.07	2051.49	1.07
Reach-1	65718	2_year_Existing	4700.00	4915.50	4918.70	4918.70	4919.26	0.006058	8.34	1758.37	1368.89	1.11
Reach-1	65718	5_year_Existing	10000.00	4915.50	4919.89	4919.43	4920.54	0.004226	9.28	3497.43	1504.90	1.00
Reach-1	65718	10_year_Existing	16000.00	4915.50	4921.18		4921.86	0.002730	9.68	5539.90	1619.07	0.86
Reach-1	65718	25_year_Existing	27000.00	4915.50	4923.16		4923.94	0.001875	10.51	8922.24	1927.41	0.76
Reach-1	65718	50_year_Existing	36000.00	4915.50	4924.18		4925.14	0.001896	11.75	11101.30	2303.64	0.78
Reach-1	65718	100_year_Existin	49000.00	4915.50	4925.53		4926.61	0.001775	12.79	14369.40	2542.90	0.78
Reach-1	65718	500_year_Existin	80000.00	4915.50	4928.08		4929.39	0.001632	14.67	21141.37	2757.44	0.78
Reach-1	64156	2_year_Existing	4700.00	4911.50	4914.54	4913.85	4914.96	0.001492	5.49	1408.82	693.77	0.59
Reach-1	64156	5_year_Existing	10000.00	4911.50	4915.82		4916.59	0.001679	7.57	2314.90	721.15	0.67
Reach-1	64156	10_year_Existing	16000.00	4911.50	4916.76		4918.06	0.002115	9.82	3075.64	921.58	0.78
Reach-1	64156	25_year_Existing	27000.00	4911.50	4917.94	4917.70	4920.22	0.002837	13.13	4337.12	1223.90	0.94
Reach-1	64156	50_year_Existing	36000.00	4911.50	4919.28	4919.28	4921.88	0.002380	13.75	6209.60	1567.20	0.89
Reach-1	64156	100_year_Existin	49000.00	4911.50	4920.51	4920.51	4923.27	0.002355	15.15	8324.54	1881.37	0.91
Reach-1	64156	500_year_Existin	80000.00	4911.50	4922.91	4922.91	4926.22	0.002250	17.45	13582.13	2496.57	0.93
Reach-1	63449	2_year_Existing	4700.00	4909.27	4912.25	4912.25	4913.19	0.004638	7.76	634.11	451.75	0.99
Reach-1	63449	5_year_Existing	10000.00	4909.27	4913.55	4913.55	4914.88	0.003448	9.46	1518.42	916.12	0.93
Reach-1	63449	10_year_Existing	16000.00	4909.27	4914.62	4914.62	4916.26	0.003015	10.73	2720.96	1321.37	0.92
Reach-1	63449	25_year_Existing	27000.00	4909.27	4915.91	4915.91	4918.11	0.003082	12.03	4434.00	1346.16	0.97
Reach-1	63449	50_year_Existing	36000.00	4909.27	4916.43	4917.01	4919.50	0.003896	15.43	5152.25	1426.46	1.10
Reach-1	63449	100_year_Existin	49000.00	4909.27	4917.47	4918.21	4921.08	0.003874	17.11	6739.76	1615.89	1.13
Reach-1	63449	500_year_Existin	80000.00	4909.27	4919.59	4920.51	4924.09	0.003693	19.87	10568.66	1999.09	1.15
Reach-1	62745	2_year_Existing	4700.00	4905.50	4906.39	4907.53	4908.80	0.001312	5.11	922.90	358.56	0.56
Reach-1	62745	5_year_Existing	10000.00	4905.50	4909.92	4908.70	4910.64	0.001272	6.83	1658.74	917.25	0.59
Reach-1	62745	10_year_Existing	16000.00	4905.50	4911.12	4909.86	4912.10	0.001281	8.13	3030.43	1240.52	0.62
Reach-1	62745	25_year_Existing	27000.00	4905.50	4912.96	4911.86	4914.19	0.001164	9.44	5568.19	1515.97	0.62
Reach-1	62745	50_year_Existing	36000.00	4905.50	4914.36	4912.67	4915.66	0.001028	9.98	7833.62	1725.11	0.60
Reach-1	62745	100_year_Existin	49000.00	4905.50	4916.14	4913.90	4917.52	0.000899	10.59	11140.68	1990.68	0.58
Reach-1	62745	500_year_Existin	80000.00	4905.50	4919.43	4916.29	4921.01	0.000787	11.90	18484.73	2478.38	0.57
Reach-1	62283	2_year_Existing	4700.00	4903.50	4906.66	4906.66	4907.75	0.003988	8.78	914.35	603.26	0.96
Reach-1	62283	5_year_Existing	10000.00	4903.50	4908.24	4908.24	4909.69	0.003059	10.58	2170.92	981.29	0.92
Reach-1	62283	10_year_Existing	16000.00	4903.50	4909.73		4911.26	0.002338	11.36	3784.90	1179.83	0.84
Reach-1	62283	25_year_Existing	27000.00	4903.50	4911.84		4913.48	0.001826	12.40	6376.43	1246.12	0.78
Reach-1	62283	50_year_Existing	36000.00	4903.50	4913.25		4915.02	0.001666	13.24	8191.04	1311.92	0.77
Reach-1	62283	100_year_Existin	49000.00	4903.50	4914.86		4916.90	0.001631	14.59	10476.27	1554.96	0.78
Reach-1	62283	500_year_Existin	80000.00	4903.50	4917.72		4920.39	0.001680	17.33	15611.65	2030.26	0.83
Reach-1	61711	2_year_Existing	4700.00	4899.50	4904.13	4903.76	4905.46	0.002495	9.44	770.17	556.70	0.82
Reach-1	61711	5_year_Existing	10000.00	4899.50	4905.71	4905.90	4907.89	0.002990	12.85	1845.26	755.51	0.95
Reach-1	61711	10_year_Existing	16000.00	4899.50	4907.56	4907.56	4909.84	0.002381	13.86	3514.53	1045.87	0.89
Reach-1	61711	25_year_Existing	27000.00	4899.50	4909.71	4909.71	4912.25	0.002185	15.70	5980.96	1208.51	0.89
Reach-1	61711	50_year_Existing	36000.00	4899.50	4910.90	4910.90	4913.79	0.002285	17.35	7506.54	1369.96	0.93
Reach-1	61711	100_year_Existin	49000.00	4899.50	4912.46	4912.46	4915.68	0.002308	19.06	9810.14	1590.93	0.95
Reach-1	61711	500_year_Existin	80000.00	4899.50	4915.26	4915.26	4919.12	0.002392	22.23	14801.47	1973.31	1.00
Reach-1	61206	2_year_Existing	4700.00	4899.50	4902.71	4902.71	4903.85	0.003944	8.67	688.54	461.94	0.96
Reach-1	61206	5_year_Existing	10000.00	4899.50	4903.81	4904.32	4906.00	0.004913	12.30	1312.98	677.49	1.14
Reach-1	61206	10_year_Existing	16000.00	4899.50	4904.63	4905.69	4907.95	0.005885	15.43	1928.86	782.75	1.29
Reach-1	61206	25_year_Existing	27000.00	4899.50	4906.15	4907.33	4910.42	0.005497	18.12	3313.07	1099.12	1.31
Reach-1	61206	50_year_Existing	36000.00	4899.50	4907.22	4908.43	4911.95	0.005121	19.53	4571.84	1250.65	1.30
Reach-1	61206	100_year_Existin	49000.00	4899.50	4908.66	4909.77	4913.89	0.004531	21.02	6572.45	1469.05	1.27
Reach-1	61206	500_year_Existin	80000.00	4899.50	4912.55	4912.89	4917.67	0.002974	21.67	13073.54	1959.33	1.09
Reach-1	60711	2_year_Existing	4700.00	4897.50	4899.40	4899.81	4900.84	0.010107	10.31	678.34	513.29	1.43
Reach-1	60711	5_year_Existing	10000.00	4897.50	4900.33	4901.00	4902.67	0.009538	13.34	1301.41	850.28	1.49
Reach-1	60711	10_year_Existing	16000.00	4897.50	4901.07	4902.22	4904.24	0.009527	15.85	1933.07	865.41	1.55
Reach-1	60711	25_year_Existing	27000.00	4897.50	4902.20	4903.60	4906.85	0.009591	19.40	2979.38	1195.97	1.64
Reach-1	60711	50_year_Existing	36000.00	4897.50	4902.87	4904.55	4908.43	0.009822	21.60	3784.59	1200.94	1.70
Reach-1	60711	100_year_Existin	49000.00	4897.50	4903.71	4905.72	4910.46	0.010081	24.26	4796.31	1206.45	1.77
Reach-1	60711	500_year_Existin	80000.00	4897.50	4905.36	4908.19	4914.72	0.010548	29.29	6814.47	1235.71	1.88
Reach-1	60200	2_year_Existing	4700.00	4895.50	4898.67	4897.55	4898.95	0.000969	4.66	2155.21	1066.66	0.49
Reach-1	60200	5_year_Existing	10000.00	4895.50	4899.85	4898.68	4900.40	0.001277	6.74	3426.69	1093.44	0.59
Reach-1	60200	10_year_Existing	16000.00	4895.50	4900.75	4899.75	4901.63	0.001505	8.63	4653.45	1423.12	0.68
Reach-1	60200	25_year_Existing	27000.00	4895.50	4901.92	4901.15	4903.36	0.002061	11.27	6319.52	1431.71	0.80
Reach-1	60200	50_year_Existing	36000.00	4895.50	4902.64	4902.05	4904.56	0.002416	13.14	7353.42	1435.50	0.89
Reach-1	60200	100_year_Existin	49000.00	4895.50	4903.57	4903.17	4906.14	0.002790	15.38	8702.58	1470.07	0.97
Reach-1	60200	500_year_Existin	80000.00	4895.50	4905.49	4905.44	4909.46	0.003310	19.41	11589.20	1528.87	1.10
Reach-1	59700	2_year_Existing	4700.00	4893.50	4897.44	4897.44	4898.11	0.003078	9.28	2057.02	1363.20	0.89
Reach-1	59700	5_year_Existing	10000.00	4893.50	4898.34	4898.34	4899.31	0.004018	12.40	3361.10	1517.42	1.05
Reach-1	59700	10_year_Existing	16000.00	4893.50	4899.11	4899.11	4900.33	0.004584	14.77	4573.47	1633.47	1.15

HEC-RAS Plan: Existing River: Fountain Creek Reach: Reach-1 (Continued)

Reach	River Sta	Profile	Q Total	Min Ch El	W.S. Elev	Crit W.S.	E.G. Elev	E.G. Slope	Vel Chnl	Flow Area	Top Width	Froude # Chl
			(cfs)	(ft)	(ft)	(ft)	(ft)	(ft/ft)	(ft/s)	(sq ft)	(ft)	
Reach-1	59700	25_year_Existing	27000.00	4893.50	4900.16	4900.16	4901.78	0.005302	18.01	6299.45	1645.01	1.28
Reach-1	59700	50_year_Existing	36000.00	4893.50	4900.87	4900.87	4902.78	0.005715	20.11	7471.36	1651.81	1.35
Reach-1	59700	100_year_Existin	49000.00	4893.50	4901.76	4901.76	4904.06	0.006187	22.70	8941.70	1661.83	1.44
Reach-1	59700	500_year_Existin	80000.00	4893.50	4904.99	4903.22	4907.09	0.003954	22.90	14502.77	1800.10	1.22
Reach-1	59140	2_year_Existing	4700.00	4891.50	4893.03	4893.52	4894.80	0.017532	10.39	660.28	847.77	1.76
Reach-1	59140	5_year_Existing	10000.00	4891.50	4893.83	4894.39	4895.71	0.011125	11.76	1503.24	1266.55	1.53
Reach-1	59140	10_year_Existing	16000.00	4891.50	4895.23	4895.11	4896.38	0.003544	9.68	3421.46	1401.29	0.95
Reach-1	59140	25_year_Existing	27000.00	4891.50	4897.55	4896.22	4898.44	0.001429	8.81	6793.73	1485.33	0.68
Reach-1	59140	50_year_Existing	36000.00	4891.50	4899.02	4896.98	4899.95	0.001109	9.08	9064.69	1614.82	0.60
Reach-1	59140	100_year_Existin	49000.00	4891.50	4901.15	4897.79	4902.06	0.000793	9.16	12689.78	1751.95	0.53
Reach-1	59140	500_year_Existin	80000.00	4891.50	4905.04		4906.08	0.000591	10.01	19779.69	1898.76	0.49
Reach-1	57942	2_year_Existing	4700.00	4885.58	4890.04	4888.40	4890.42	0.000748	4.93	988.24	442.27	0.45
Reach-1	57942	5_year_Existing	10000.00	4885.58	4891.90	4889.95	4892.59	0.000839	6.80	1834.54	467.67	0.50
Reach-1	57942	10_year_Existing	16000.00	4885.58	4893.01		4894.17	0.001132	8.90	2433.17	663.29	0.60
Reach-1	57942	25_year_Existing	27000.00	4885.58	4894.84		4896.60	0.001468	11.72	3705.52	822.63	0.71
Reach-1	57942	50_year_Existing	36000.00	4885.58	4895.79		4898.22	0.001592	13.29	4657.59	842.52	0.76
Reach-1	57942	100_year_Existin	49000.00	4885.58	4896.75		4900.34	0.002090	18.23	5543.02	997.17	0.88
Reach-1	57942	500_year_Existin	80000.00	4885.58	4899.96	4899.96	4904.54	0.001997	18.96	9571.26	1515.37	0.90
Reach-1	57421	2_year_Existing	4700.00	4885.50	4888.53	4888.47	4889.58	0.004211	8.23	572.28	260.99	0.97
Reach-1	57421	5_year_Existing	10000.00	4885.50	4889.82	4889.82	4891.63	0.004432	10.82	983.59	388.49	1.06
Reach-1	57421	10_year_Existing	16000.00	4885.50	4891.33	4891.33	4893.20	0.002902	11.26	2095.26	791.40	0.91
Reach-1	57421	25_year_Existing	27000.00	4885.50	4892.93	4892.93	4895.50	0.002833	13.51	3382.32	830.81	0.95
Reach-1	57421	50_year_Existing	36000.00	4885.50	4894.13	4894.13	4897.11	0.002874	14.74	4407.69	876.89	0.95
Reach-1	57421	100_year_Existin	49000.00	4885.50	4895.56	4895.56	4899.12	0.002609	16.35	5669.86	888.49	0.96
Reach-1	57421	500_year_Existin	80000.00	4885.50	4898.02	4898.63	4903.24	0.002869	20.16	8147.76	1170.20	1.05
Reach-1	56618	2_year_Existing	4700.00	4883.38	4885.88	4885.88	4886.86	0.004753	7.95	591.73	306.94	1.01
Reach-1	56618	5_year_Existing	10000.00	4883.38	4888.90	4887.25	4889.75	0.005148	10.97	1059.26	862.38	1.12
Reach-1	56618	10_year_Existing	16000.00	4883.38	4887.54	4888.47	4890.56	0.006614	14.18	1564.27	923.92	1.32
Reach-1	56618	25_year_Existing	27000.00	4883.38	4888.68	4889.89	4892.83	0.006669	17.09	2790.82	1113.44	1.38
Reach-1	56618	50_year_Existing	36000.00	4883.38	4890.94	4890.85	4893.48	0.002672	14.02	5319.66	1128.38	0.93
Reach-1	56618	100_year_Existin	49000.00	4883.38	4892.38	4892.09	4895.27	0.002454	15.22	6960.32	1184.24	0.92
Reach-1	56618	500_year_Existin	80000.00	4883.38	4892.19	4894.72	4900.36	0.007112	25.53	6742.49	1157.57	1.57
Reach-1	56198	2_year_Existing	4700.00	4879.51	4882.46	4882.58	4883.90	0.004685	9.65	508.88	268.89	1.05
Reach-1	56198	5_year_Existing	10000.00	4879.51	4884.26	4884.42	4886.21	0.003335	11.51	1247.82	514.86	0.97
Reach-1	56198	10_year_Existing	16000.00	4879.51	4885.72	4885.72	4888.10	0.002940	13.07	2005.09	521.47	0.95
Reach-1	56198	25_year_Existing	27000.00	4879.51	4888.01	4888.01	4890.44	0.002189	14.04	4709.35	1236.25	0.87
Reach-1	56198	50_year_Existing	36000.00	4879.51	4889.15	4889.15	4891.94	0.002239	15.49	6182.56	1364.02	0.90
Reach-1	56198	100_year_Existin	49000.00	4879.51	4890.66	4890.66	4893.80	0.002196	16.97	8424.21	1655.14	0.91
Reach-1	56198	500_year_Existin	80000.00	4879.51	4893.46	4893.46	4897.11	0.002117	19.43	14141.45	2428.89	0.93
Reach-1	55690	2_year_Existing	4700.00	4877.56	4880.18	4879.86	4880.94	0.002902	7.01	685.67	375.77	0.81
Reach-1	55690	5_year_Existing	10000.00	4877.56	4880.35	4881.22	4883.34	0.010419	13.90	748.18	384.00	1.55
Reach-1	55690	10_year_Existing	16000.00	4877.56	4881.15	4882.54	4885.38	0.010240	16.61	1073.37	424.23	1.61
Reach-1	55690	25_year_Existing	27000.00	4877.56	4882.53	4884.45	4888.15	0.008722	19.35	1781.53	773.42	1.58
Reach-1	55690	50_year_Existing	36000.00	4877.56	4883.48	4885.51	4889.67	0.007772	20.68	2724.48	1170.06	1.54
Reach-1	55690	100_year_Existin	49000.00	4877.56	4884.51	4886.68	4891.54	0.007409	22.59	4080.53	1366.44	1.54
Reach-1	55690	500_year_Existin	80000.00	4877.56	4886.70	4889.58	4894.92	0.006462	25.49	7200.38	1677.13	1.51
Reach-1	55235	2_year_Existing	4700.00	4875.51	4878.84	4878.44	4879.67	0.002677	7.29	655.39	317.33	0.79
Reach-1	55235	5_year_Existing	10000.00	4875.51	4880.38	4880.08	4881.70	0.002523	9.36	1428.08	696.41	0.83
Reach-1	55235	10_year_Existing	16000.00	4875.51	4881.46	4881.46	4883.29	0.002644	11.25	2400.02	1051.57	0.88
Reach-1	55235	25_year_Existing	27000.00	4875.51	4883.23	4883.26	4885.29	0.002237	12.63	5137.21	1796.72	0.85
Reach-1	55235	50_year_Existing	36000.00	4875.51	4883.69	4884.24	4886.62	0.002999	15.27	5981.19	1849.84	1.00
Reach-1	55235	100_year_Existin	49000.00	4875.51	4885.20	4885.39	4888.02	0.002470	15.71	8895.54	2019.02	0.93
Reach-1	55235	500_year_Existin	80000.00	4875.51	4885.89	4887.69	4891.69	0.004748	22.91	10322.33	2096.58	1.31
Reach-1	54797	2_year_Existing	4700.00	4873.50	4876.89	4876.89	4878.21	0.003932	9.28	561.83	306.75	0.97
Reach-1	54797	5_year_Existing	10000.00	4873.50	4878.75	4878.75	4880.43	0.003151	10.75	1470.07	725.91	0.93
Reach-1	54797	10_year_Existing	16000.00	4873.50	4880.18	4880.42	4882.11	0.002643	11.93	2958.44	1349.30	0.89
Reach-1	54797	25_year_Existing	27000.00	4873.50	4881.50	4881.91	4884.12	0.002980	14.61	4836.45	1487.78	0.98
Reach-1	54797	50_year_Existing	36000.00	4873.50	4882.88	4882.92	4885.35	0.002413	14.84	7019.23	1720.29	0.91
Reach-1	54797	100_year_Existin	49000.00	4873.50	4884.26	4884.26	4886.94	0.002284	16.01	9603.26	2011.20	0.91
Reach-1	54797	500_year_Existin	80000.00	4873.50	4886.23	4886.52	4889.82	0.002647	19.51	13868.49	2317.42	1.01
Reach-1	54296	2_year_Existing	4700.00	4871.50	4875.34	4874.82	4876.19	0.002100	7.51	771.51	410.54	0.73
Reach-1	54296	5_year_Existing	10000.00	4871.50	4876.07	4876.71	4878.47	0.004622	12.74	1116.40	560.67	1.12
Reach-1	54296	10_year_Existing	16000.00	4871.50	4877.20	4878.17	4880.29	0.004584	14.92	2146.68	1202.02	1.16
Reach-1	54296	25_year_Existing	27000.00	4871.50	4878.68	4879.72	4882.25	0.004282	17.12	4188.18	1482.09	1.17
Reach-1	54296	50_year_Existing	36000.00	4871.50	4879.49	4880.67	4883.58	0.004494	18.95	5422.91	1544.52	1.22
Reach-1	54296	100_year_Existin	49000.00	4871.50	4880.54	4881.84	4885.16	0.004601	20.93	7076.20	1624.36	1.27
Reach-1	54296	500_year_Existin	80000.00	4871.50	4882.83	4883.99	4888.01	0.004245	23.57	11000.40	1803.55	1.27
Reach-1	53768	2_year_Existing	4700.00	4869.56	4873.36	4873.36	4874.71	0.003807	9.57	701.45	362.75	0.95
Reach-1	53768	5_year_Existing	10000.00	4869.56	4875.33	4875.44	4876.69	0.002248	10.45	2868.83	1505.84	0.81
Reach-1	53768	10_year_Existing	16000.00	4869.56	4876.28	4876.60	4878.09	0.002670	12.74	4406.46	1806.96	0.91
Reach-1	53768	25_year_Existing	27000.00	4869.56	4877.28	4877.88	4879.91	0.003565	16.30	6215.87	1815.94	1.08

HEC-RAS Plan: Existing River: Fountain Creek Reach: Reach-1 (Continued)

Reach	River Sta	Profile	Q Total	Min Ch El	W.S. Elev	Crit W.S.	E.G. Elev	E.G. Slope	Vel Chnl	Flow Area	Top Width	Froude # Chl
			(cfs)	(ft)	(ft)	(ft)	(ft)	(ft/ft)	(ft/s)	(sq ft)	(ft)	
Reach-1	53768	50_year_Existing	36000.00	4869.56	4878.07	4878.73	4881.08	0.003803	18.07	7662.79	1824.47	1.14
Reach-1	53768	100_year_Existing	49000.00	4869.56	4879.07	4879.77	4882.55	0.004033	20.18	9548.57	1936.56	1.19
Reach-1	53768	500_year_Existin	80000.00	4869.56	4880.91	4881.92	4885.50	0.004597	24.41	13313.55	2171.45	1.31
Reach-1	53325	2_year_Existing	4700.00	4867.50	4870.72	4871.13	4872.48	0.007291	10.72	500.45	275.11	1.27
Reach-1	53325	5_year_Existing	10000.00	4867.50	4872.02	4873.18	4874.89	0.007313	13.86	883.54	581.00	1.36
Reach-1	53325	10_year_Existing	16000.00	4867.50	4873.18	4874.18	4876.30	0.005742	15.02	2380.46	1819.64	1.27
Reach-1	53325	25_year_Existing	27000.00	4867.50	4874.41	4875.44	4877.91	0.005351	17.11	4666.50	1903.78	1.27
Reach-1	53325	50_year_Existing	36000.00	4867.50	4875.17	4876.32	4879.01	0.005337	18.60	6125.47	1926.63	1.30
Reach-1	53325	100_year_Existin	49000.00	4867.50	4877.34	4877.32	4879.83	0.002712	16.13	10472.40	2121.55	0.97
Reach-1	53325	500_year_Existin	80000.00	4867.50	4879.66	4879.39	4882.57	0.002569	18.43	15730.39	2403.92	0.99
Reach-1	52893	2_year_Existing	4700.00	4866.00	4869.44	4869.44	4870.72	0.003403	9.50	877.33	513.29	0.93
Reach-1	52893	5_year_Existing	10000.00	4866.00	4871.25	4871.34	4872.85	0.002691	11.35	2348.33	1231.06	0.89
Reach-1	52893	10_year_Existing	16000.00	4866.00	4872.64	4872.81	4874.37	0.002374	12.54	4481.08	1722.88	0.87
Reach-1	52893	25_year_Existing	27000.00	4866.00	4874.09	4874.22	4876.12	0.002500	14.72	7145.68	1965.59	0.92
Reach-1	52893	50_year_Existing	36000.00	4866.00	4874.86	4875.12	4877.29	0.002822	16.65	8716.18	2095.33	1.00
Reach-1	52893	100_year_Existin	49000.00	4866.00	4876.27	4876.27	4878.66	0.002525	17.41	11844.73	2314.85	0.97
Reach-1	52893	500_year_Existin	80000.00	4866.00	4879.05		4881.40	0.002113	18.73	18361.87	2369.28	0.92
Reach-1	52098	2_year_Existing	4700.00	4862.00	4866.15	4866.30	4867.84	0.003771	10.71	642.11	346.24	0.99
Reach-1	52098	5_year_Existing	10000.00	4862.00	4867.89	4868.52	4870.30	0.003618	13.61	1941.77	954.10	1.04
Reach-1	52098	10_year_Existing	16000.00	4862.00	4869.11	4869.73	4871.94	0.003655	15.68	3120.07	979.52	1.08
Reach-1	52098	25_year_Existing	27000.00	4862.00	4871.09	4871.71	4873.87	0.003015	16.97	6004.17	1804.31	1.02
Reach-1	52098	50_year_Existing	36000.00	4862.00	4872.21	4872.66	4875.00	0.002856	17.92	8033.47	1819.06	1.01
Reach-1	52098	100_year_Existin	49000.00	4862.00	4873.44	4873.78	4876.45	0.002902	19.58	10272.27	1831.34	1.04
Reach-1	52098	500_year_Existin	80000.00	4862.00	4875.90	4875.90	4879.34	0.002903	22.41	14813.72	1869.21	1.08
Reach-1	51208	2_year_Existing	4700.00	4858.72	4861.49	4862.00	4863.23	0.007513	11.11	880.70	523.54	1.30
Reach-1	51208	5_year_Existing	10000.00	4858.72	4862.44	4863.38	4865.45	0.008845	15.24	1261.89	702.68	1.50
Reach-1	51208	10_year_Existing	16000.00	4858.72	4864.75	4864.56	4866.35	0.002682	12.03	3380.17	1036.22	0.90
Reach-1	51208	25_year_Existing	26000.00	4858.72	4864.46	4865.99	4869.42	0.008765	21.00	3087.32	1031.90	1.62
Reach-1	51208	50_year_Existing	34000.00	4858.72	4865.28	4866.91	4870.74	0.008344	22.56	3936.89	1044.39	1.61
Reach-1	51208	100_year_Existin	47000.00	4858.72	4866.65	4868.08	4872.37	0.007110	23.84	5372.95	1061.37	1.54
Reach-1	51208	500_year_Existin	77000.00	4858.72	4869.46	4871.42	4875.63	0.005461	25.88	9435.32	1858.27	1.43
Reach-1	50418	2_year_Existing	4700.00	4853.94	4858.18	4858.15	4859.52	0.003553	9.33	593.38	371.77	0.94
Reach-1	50418	5_year_Existing	10000.00	4853.94	4860.45	4860.04	4861.92	0.002071	10.30	1991.87	882.49	0.79
Reach-1	50418	10_year_Existing	16000.00	4853.94	4864.84		4865.34	0.000415	6.88	7717.91	1931.58	0.39
Reach-1	50418	25_year_Existing	26000.00	4853.94	4863.30	4863.46	4865.76	0.002335	14.55	5173.83	1347.41	0.90
Reach-1	50418	50_year_Existing	34000.00	4853.94	4864.63	4864.74	4867.11	0.002082	15.19	7313.66	1901.29	0.87
Reach-1	50418	100_year_Existin	47000.00	4853.94	4866.00	4866.07	4868.70	0.002080	16.81	10035.43	2043.36	0.89
Reach-1	50418	500_year_Existin	77000.00	4853.94	4868.30	4868.28	4871.57	0.002230	19.54	14972.69	2248.60	0.95
Reach-1	49837	2_year_Existing	4700.00	4851.97	4855.94	4855.94	4857.40	0.003694	10.35	799.06	315.72	0.98
Reach-1	49837	5_year_Existing	10000.00	4851.97	4857.73	4857.73	4860.22	0.003794	13.83	1396.13	368.58	1.06
Reach-1	49837	10_year_Existing	16000.00	4851.97	4857.74	4857.74	4864.09	0.009620	22.07	1401.36	369.42	1.89
Reach-1	49837	25_year_Existing	26000.00	4851.97	4861.77	4862.07	4864.38	0.002358	15.94	5643.35	1488.32	0.92
Reach-1	49837	50_year_Existing	34000.00	4851.97	4862.61	4863.11	4865.69	0.002647	17.90	6975.03	1683.10	0.99
Reach-1	49837	100_year_Existin	47000.00	4851.97	4864.11	4864.66	4867.31	0.002547	19.25	9764.23	2015.79	0.99
Reach-1	49837	500_year_Existin	77000.00	4851.97	4867.73		4870.19	0.001711	18.90	17339.12	2218.39	0.85
Reach-1	49276	2_year_Existing	4700.00	4849.62	4853.70	4853.73	4855.20	0.004205	10.43	997.12	538.16	1.03
Reach-1	49276	5_year_Existing	10000.00	4849.62	4855.13	4855.86	4857.80	0.004887	14.39	2016.99	887.66	1.18
Reach-1	49276	10_year_Existing	16000.00	4849.62	4856.42	4857.14	4859.54	0.004554	16.38	3251.48	1011.71	1.19
Reach-1	49276	25_year_Existing	26000.00	4849.62	4857.63	4858.94	4862.23	0.005603	20.54	4521.08	1085.57	1.36
Reach-1	49276	50_year_Existing	34000.00	4849.62	4858.89	4860.15	4863.56	0.004864	21.35	5985.01	1235.16	1.30
Reach-1	49276	100_year_Existin	47000.00	4849.62	4860.81	4861.78	4865.41	0.003957	22.09	8584.41	1470.04	1.21
Reach-1	49276	500_year_Existin	77000.00	4849.62	4864.84	4864.84	4868.87	0.002586	22.27	15375.72	1840.92	1.04
Reach-1	48525	2_year_Existing	4700.00	4843.50	4848.34	4849.00	4851.10	0.006834	13.33	373.65	172.31	1.30
Reach-1	48525	5_year_Existing	10000.00	4843.50	4850.93	4851.67	4854.38	0.004072	15.20	1008.81	353.59	1.11
Reach-1	48525	10_year_Existing	16000.00	4843.50	4853.33	4853.86	4856.85	0.002828	15.94	2440.99	889.36	0.98
Reach-1	48525	25_year_Existing	26000.00	4843.50	4855.78	4856.37	4859.32	0.002349	17.28	5219.31	1266.93	0.93
Reach-1	48525	50_year_Existing	34000.00	4843.50	4857.19	4857.72	4860.89	0.002233	18.31	7127.95	1388.86	0.93
Reach-1	48525	100_year_Existin	47000.00	4843.50	4858.74	4859.44	4863.05	0.002408	20.60	9374.69	1511.02	0.98
Reach-1	48525	500_year_Existin	77000.00	4843.50	4861.71	4862.48	4866.84	0.002524	24.06	14183.54	1723.76	1.04
Reach-1	47939	2_year_Existing	4700.00	4843.56	4847.68	4847.53	4849.08	0.003334	9.56	548.99	203.37	0.92
Reach-1	47939	5_year_Existing	10000.00	4843.56	4849.54	4849.72	4851.94	0.003246	12.69	1101.77	379.01	0.98
Reach-1	47939	10_year_Existing	16000.00	4843.56	4850.44	4851.62	4854.68	0.004708	17.00	1485.80	512.37	1.21
Reach-1	47939	25_year_Existing	26000.00	4843.56	4852.61	4853.93	4857.45	0.003874	18.88	2956.67	843.68	1.16
Reach-1	47939	50_year_Existing	34000.00	4843.56	4854.04	4855.46	4859.14	0.003477	19.90	4323.32	1085.17	1.13
Reach-1	47939	100_year_Existin	47000.00	4843.56	4855.82	4857.32	4861.31	0.003239	21.48	6481.06	1345.55	1.12
Reach-1	47939	500_year_Existin	77000.00	4843.56	4858.71	4860.44	4865.07	0.003165	24.66	10945.83	1680.59	1.15
Reach-1	47132	2_year_Existing	4700.00	4841.50	4845.03	4845.03	4846.28	0.003509	9.09	715.99	513.76	0.93
Reach-1	47132	5_year_Existing	10000.00	4841.50	4846.06	4846.67	4848.64	0.005260	13.47	1313.93	590.28	1.19
Reach-1	47132	10_year_Existing	16000.00	4841.50	4847.31	4848.06	4850.52	0.004827	15.48	2083.25	648.71	1.19
Reach-1	47132	25_year_Existing	26000.00	4841.50	4848.42	4849.78	4853.53	0.006180	19.91	2830.62	690.02	1.39
Reach-1	47132	50_year_Existing	34000.00	4841.50	4849.40	4851.11	4855.39	0.006157	21.87	3513.43	703.49	1.43

HEC-RAS Plan: Existing River: Fountain Creek Reach: Reach-1 (Continued)

Reach	River Sta	Profile	Q Total	Min Ch El	W.S. Elev	Crit W.S.	E.G. Elev	E.G. Slope	Vel Chnl	Flow Area	Top Width	Froude # Chl
			(cfs)	(ft)	(ft)	(ft)	(ft)	(ft/ft)	(ft/s)	(sq ft)	(ft)	
Reach-1	47132	100_year_Existin	47000.00	4841.50	4851.10	4852.41	4857.85	0.006431	23.63	4761.23	762.78	1.39
Reach-1	47132	500_year_Existin	77000.00	4841.50	4854.87	4857.32	4862.14	0.003941	25.40	8616.46	1311.90	1.25
Reach-1	46647	2_year_Existing	4700.00	4837.50	4840.72	4841.54	4843.44	0.010082	13.26	368.36	205.15	1.52
Reach-1	46647	5_year_Existing	10000.00	4837.50	4842.84	4843.56	4845.91	0.005740	14.86	1033.87	506.07	1.26
Reach-1	46647	10_year_Existing	16000.00	4837.50	4844.01	4845.12	4848.02	0.005169	16.98	1821.59	648.88	1.26
Reach-1	46647	25_year_Existing	26000.00	4837.50	4845.56	4847.02	4850.76	0.005241	20.06	2865.35	720.49	1.32
Reach-1	46647	50_year_Existing	34000.00	4837.50	4846.60	4848.35	4852.82	0.005283	22.02	3649.40	793.64	1.35
Reach-1	46647	100_year_Existin	47000.00	4837.50	4848.09	4850.39	4855.22	0.005257	24.54	4969.01	1004.00	1.39
Reach-1	46647	500_year_Existin	77000.00	4837.50	4850.78	4853.88	4859.78	0.005234	28.81	8273.07	1452.81	1.44
Reach-1	46321	2_year_Existing	4700.00	4835.50	4839.63	4839.87	4841.26	0.005452	10.24	458.85	178.92	1.13
Reach-1	46321	5_year_Existing	10000.00	4835.50	4842.23	4841.76	4843.81	0.002252	10.24	1289.01	551.35	0.81
Reach-1	46321	10_year_Existing	16000.00	4835.50	4844.16	4843.39	4845.93	0.001722	11.14	2693.21	901.52	0.75
Reach-1	46321	25_year_Existing	26000.00	4835.50	4846.29	4845.40	4848.49	0.001596	12.84	5030.04	1284.07	0.75
Reach-1	46321	50_year_Existing	34000.00	4835.50	4847.60	4846.93	4850.03	0.001556	13.87	6865.93	1517.65	0.76
Reach-1	46321	100_year_Existin	47000.00	4835.50	4849.22	4848.62	4852.05	0.001600	15.50	9554.49	1805.18	0.79
Reach-1	46321	500_year_Existin	77000.00	4835.50	4852.24	4851.50	4855.59	0.001583	17.91	15506.17	2074.63	0.82
Reach-1	45852	2_year_Existing	4700.00	4833.50	4838.61	4837.93	4839.76	0.002029	8.86	777.37	322.31	0.75
Reach-1	45852	5_year_Existing	10000.00	4833.50	4840.35		4842.60	0.002681	12.76	1588.07	612.94	0.91
Reach-1	45852	10_year_Existing	16000.00	4833.50	4842.23	4842.23	4844.90	0.002389	14.42	3038.55	927.03	0.90
Reach-1	45852	25_year_Existing	26000.00	4833.50	4844.82	4844.82	4847.60	0.001933	15.65	5993.97	1358.38	0.85
Reach-1	45852	50_year_Existing	34000.00	4833.50	4846.12	4846.12	4849.16	0.001932	16.92	7912.10	1576.48	0.87
Reach-1	45852	100_year_Existin	47000.00	4833.50	4847.95	4847.95	4851.19	0.001879	18.36	11172.89	2119.30	0.88
Reach-1	45852	500_year_Existin	77000.00	4833.50	4850.71	4850.71	4854.68	0.002068	21.76	17163.59	2216.15	0.95
Reach-1	45202	2_year_Existing	4700.00	4831.02	4836.57	4836.57	4838.24	0.002534	10.55	777.89	569.83	0.85
Reach-1	45202	5_year_Existing	10000.00	4831.02	4838.92	4838.92	4840.97	0.002185	12.75	2531.51	927.21	0.84
Reach-1	45202	10_year_Existing	16000.00	4831.02	4840.06	4840.63	4843.15	0.002919	16.26	3687.57	1102.09	0.99
Reach-1	45202	25_year_Existing	26000.00	4831.02	4841.73	4842.89	4845.84	0.003380	19.77	5749.71	1380.46	1.10
Reach-1	45202	50_year_Existing	34000.00	4831.02	4843.03	4844.18	4847.41	0.003301	21.19	7848.86	1581.69	1.11
Reach-1	45202	100_year_Existin	47000.00	4831.02	4844.45	4845.87	4849.39	0.003494	23.60	10088.10	1841.96	1.17
Reach-1	45202	500_year_Existin	77000.00	4831.02	4846.93	4848.50	4852.73	0.003774	27.62	15097.12	2111.78	1.25
Reach-1	44615	2_year_Existing	4700.00	4829.15	4831.54	4832.58	4834.91	0.018285	14.76	339.21	213.26	1.95
Reach-1	44615	5_year_Existing	10000.00	4829.15	4832.67	4834.48	4837.91	0.018255	18.51	634.32	323.95	1.97
Reach-1	44615	10_year_Existing	16000.00	4829.15	4833.91	4835.60	4839.83	0.011441	19.92	1281.54	826.32	1.76
Reach-1	44615	25_year_Existing	26000.00	4829.15	4835.18	4837.52	4842.33	0.010312	22.74	2624.01	1233.46	1.75
Reach-1	44615	50_year_Existing	34000.00	4829.15	4835.96	4838.50	4843.92	0.010019	24.59	3672.29	1445.11	1.77
Reach-1	44615	100_year_Existin	47000.00	4829.15	4837.07	4839.77	4845.84	0.009427	26.72	5462.40	1683.98	1.76
Reach-1	44615	500_year_Existin	77000.00	4829.15	4839.04	4842.11	4849.07	0.008789	30.35	8924.72	1825.39	1.77
Reach-1	43844	2_year_Existing	4700.00	4825.81	4830.02	4829.76	4831.03	0.003297	8.41	1017.26	842.46	0.89
Reach-1	43844	5_year_Existing	10000.00	4825.81	4831.40	4831.38	4832.70	0.002860	10.25	2551.59	1212.43	0.89
Reach-1	43844	10_year_Existing	16000.00	4825.81	4832.52	4832.44	4834.05	0.002714	11.70	3948.73	1285.20	0.90
Reach-1	43844	25_year_Existing	26000.00	4825.81	4833.13	4833.71	4835.98	0.004545	16.29	4724.26	1270.44	1.18
Reach-1	43844	50_year_Existing	34000.00	4825.81	4834.62	4834.54	4837.08	0.003122	15.70	6626.57	1279.04	1.02
Reach-1	43844	100_year_Existin	47000.00	4825.81	4834.83	4835.79	4839.15	0.005336	20.91	6896.48	1280.08	1.34
Reach-1	43844	500_year_Existin	77000.00	4825.81	4837.12	4838.53	4842.63	0.005137	24.45	10001.30	1593.78	1.37
Reach-1	43174	2_year_Existing	4700.00	4823.50	4828.20	4828.20	4829.09	0.002478	9.50	1815.54	1000.52	0.81
Reach-1	43174	5_year_Existing	10000.00	4823.50	4829.41	4829.41	4830.69	0.003138	12.64	3120.98	1163.43	0.96
Reach-1	43174	10_year_Existing	16000.00	4823.50	4830.42	4830.42	4832.00	0.003467	14.90	4375.39	1300.81	1.03
Reach-1	43174	25_year_Existing	24000.00	4823.50	4831.50	4831.50	4833.38	0.003735	17.14	5847.22	1444.46	1.10
Reach-1	43174	50_year_Existing	33000.00	4823.50	4832.49	4832.49	4834.65	0.003934	19.10	7347.88	1577.51	1.15
Reach-1	43174	100_year_Existin	45000.00	4823.50	4833.57	4833.57	4836.08	0.004185	21.34	9130.69	1722.27	1.21
Reach-1	43174	500_year_Existin	74000.00	4823.50	4836.17	4835.78	4838.73	0.003601	23.22	14053.82	2038.61	1.17
Reach-1	42674	2_year_Existing	4700.00	4819.50	4824.31	4825.30	4827.05	0.006138	13.35	433.37	350.69	1.24
Reach-1	42674	5_year_Existing	10000.00	4819.50	4826.50	4827.20	4828.90	0.003621	14.03	2154.94	1115.89	1.03
Reach-1	42674	10_year_Existing	16000.00	4819.50	4827.74	4828.31	4830.20	0.003401	15.47	3843.79	1279.56	1.03
Reach-1	42674	25_year_Existing	24000.00	4819.50	4829.03	4829.49	4831.57	0.003242	16.90	5404.86	1449.67	1.03
Reach-1	42674	50_year_Existing	33000.00	4819.50	4830.22	4830.55	4832.86	0.003131	18.15	7227.92	1606.92	1.04
Reach-1	42674	100_year_Existin	45000.00	4819.50	4831.61	4831.72	4834.31	0.002974	19.36	9579.51	1789.45	1.03
Reach-1	42674	500_year_Existin	74000.00	4819.50	4833.99	4833.99	4837.04	0.002992	22.15	14221.08	2104.29	1.07
Reach-1	42174	2_year_Existing	4700.00	4817.50	4823.92	4822.92	4824.25	0.000688	6.16	2879.35	1082.96	0.45
Reach-1	42174	5_year_Existing	10000.00	4817.50	4825.63	4824.13	4826.09	0.000812	7.97	5084.90	1482.42	0.52
Reach-1	42174	10_year_Existing	16000.00	4817.50	4826.79	4825.16	4827.40	0.000997	9.73	6952.63	1737.37	0.58
Reach-1	42174	25_year_Existing	24000.00	4817.50	4827.84	4826.26	4828.65	0.001255	11.76	8894.70	1967.28	0.67
Reach-1	42174	50_year_Existing	33000.00	4817.50	4828.80	4827.22	4829.78	0.001447	13.48	10828.41	2025.56	0.73
Reach-1	42174	100_year_Existin	45000.00	4817.50	4829.90	4828.41	4831.06	0.001624	15.25	13055.44	2034.18	0.79
Reach-1	42174	500_year_Existin	74000.00	4817.50	4831.93	4830.22	4833.52	0.001996	18.81	17239.49	2076.57	0.89
Reach-1	41736	2_year_Existing	4700.00	4815.50	4822.56	4822.56	4823.73	0.001618	9.81	1431.88	919.81	0.67
Reach-1	41736	5_year_Existing	10000.00	4815.50	4824.26	4824.26	4825.50	0.001767	11.92	3641.36	1626.18	0.72
Reach-1	41736	10_year_Existing	16000.00	4815.50	4825.31	4825.31	4826.71	0.002062	13.92	5472.76	1879.18	0.80
Reach-1	41736	25_year_Existing	24000.00	4815.50	4826.36	4826.36	4827.86	0.002273	15.67	7587.05	2049.18	0.85
Reach-1	41736	50_year_Existing	33000.00	4815.50	4827.15	4827.15	4828.87	0.002644	17.74	9192.84	2064.01	0.93
Reach-1	41736	100_year_Existin	45000.00	4815.50	4827.96	4827.96	4830.00	0.003152	20.29	10878.07	2078.63	1.03

HEC-RAS Plan: Existing River: Fountain Creek Reach: Reach-1 (Continued)

Reach	River Sta	Profile	Q Total	Min Ch El	W.S. Elev	Crit W.S.	E.G. Elev	E.G. Slope	Vel Chnl	Flow Area	Top Width	Froude # Chl
			(cfs)	(ft)	(ft)	(ft)	(ft)	(ft/ft)	(ft/s)	(sq ft)	(ft)	
Reach-1	41738	500_year_Existin	74000.00	4815.50	4829.66	4829.66	4832.23	0.003870	24.53	14428.39	2091.55	1.16
Reach-1	40984	2_year_Existing	4700.00	4813.50	4814.55	4815.60	4819.82	0.077665	18.27	291.85	399.54	3.54
Reach-1	40984	5_year_Existing	10000.00	4813.50	4815.28	4816.76	4821.38	0.041807	20.17	608.54	467.53	2.87
Reach-1	40984	10_year_Existing	16000.00	4813.50	4816.09	4818.05	4822.45	0.025390	20.78	1023.26	572.84	2.40
Reach-1	40984	25_year_Existing	24000.00	4813.50	4817.10	4819.08	4823.71	0.016513	21.35	1739.53	891.84	2.06
Reach-1	40984	50_year_Existing	33000.00	4813.50	4820.47	4819.88	4822.45	0.002265	12.58	5545.02	1346.94	0.86
Reach-1	40984	100_year_Existin	45000.00	4813.50	4821.48	4821.37	4823.97	0.002453	14.37	7103.82	1694.42	0.91
Reach-1	40984	500_year_Existin	74000.00	4813.50	4823.71	4823.54	4826.88	0.002407	16.86	10913.48	1720.14	0.94
Reach-1	40074	2_year_Existing	4700.00	4809.50	4813.87	4813.34	4814.57	0.003161	7.60	618.54	251.38	0.85
Reach-1	40074	5_year_Existing	10000.00	4809.50	4815.07	4815.07	4816.45	0.002945	9.64	1584.55	1080.28	0.88
Reach-1	40074	10_year_Existing	16000.00	4809.50	4816.33	4816.33	4817.77	0.002314	10.38	3312.06	1550.50	0.82
Reach-1	40074	25_year_Existing	24000.00	4809.50	4817.27	4817.27	4819.05	0.002449	12.00	4783.58	1559.57	0.87
Reach-1	40074	50_year_Existing	33000.00	4809.50	4818.17	4818.17	4820.25	0.002548	13.44	6176.68	1569.47	0.91
Reach-1	40074	100_year_Existin	45000.00	4809.50	4819.23		4821.66	0.002591	14.93	7848.03	1582.43	0.94
Reach-1	40074	500_year_Existin	74000.00	4809.50	4822.27		4824.74	0.001884	15.83	12725.73	1626.26	0.84
Reach-1	39608	2_year_Existing	4700.00	4807.54	4811.70	4811.70	4812.80	0.004503	8.45	556.40	251.45	1.00
Reach-1	39608	5_year_Existing	10000.00	4807.54	4813.01	4813.29	4814.79	0.004199	10.78	1210.43	860.30	1.04
Reach-1	39608	10_year_Existing	16000.00	4807.54	4814.03	4814.58	4816.30	0.003995	12.54	2381.42	1441.02	1.06
Reach-1	39608	25_year_Existing	24000.00	4807.54	4815.15	4815.61	4817.61	0.003503	13.67	4008.69	1461.99	1.03
Reach-1	39608	50_year_Existing	33000.00	4807.54	4816.24	4816.55	4818.88	0.003152	14.83	5617.48	1482.43	1.00
Reach-1	39608	100_year_Existin	45000.00	4807.54	4817.65	4817.65	4820.39	0.002699	15.40	7719.21	1509.04	0.96
Reach-1	39608	500_year_Existin	74000.00	4807.54	4819.81	4819.81	4823.55	0.002855	18.58	11010.68	1535.84	1.03
Reach-1	39069	2_year_Existing	4700.00	4803.50	4809.52	4809.75	4811.05	0.002367	11.19	1460.06	904.02	0.82
Reach-1	39069	5_year_Existing	10000.00	4803.50	4811.17	4811.52	4813.00	0.002676	14.05	3264.04	1301.40	0.91
Reach-1	39069	10_year_Existing	16000.00	4803.50	4812.29	4812.69	4814.38	0.003012	16.38	4871.32	1539.36	0.98
Reach-1	39069	25_year_Existing	24000.00	4803.50	4813.37	4813.79	4815.73	0.003361	18.71	6596.93	1643.84	1.06
Reach-1	39069	50_year_Existing	33000.00	4803.50	4814.24	4814.74	4817.00	0.003854	21.22	8060.73	1717.75	1.15
Reach-1	39069	100_year_Existin	45000.00	4803.50	4815.13	4815.89	4818.47	0.004569	24.38	9617.54	1789.91	1.27
Reach-1	39069	500_year_Existin	74000.00	4803.50	4816.65	4817.82	4821.29	0.006106	30.64	12359.32	1804.80	1.50
Reach-1	38550	2_year_Existing	4700.00	4801.50	4805.85	4806.84	4808.91	0.007130	15.27	879.35	748.67	1.37
Reach-1	38550	5_year_Existing	10000.00	4801.50	4807.23	4808.61	4810.71	0.007034	18.47	2009.37	830.87	1.43
Reach-1	38550	10_year_Existing	16000.00	4801.50	4808.42	4809.61	4812.02	0.006486	20.35	3415.51	1816.11	1.42
Reach-1	38550	25_year_Existing	24000.00	4801.50	4809.32	4810.54	4813.17	0.006827	22.78	5059.08	1853.93	1.49
Reach-1	38550	50_year_Existing	33000.00	4801.50	4811.52	4811.37	4813.27	0.002894	17.69	9277.20	1966.04	1.01
Reach-1	38550	100_year_Existin	45000.00	4801.50	4813.07	4812.32	4814.64	0.002430	17.92	12380.33	2048.11	0.95
Reach-1	38550	500_year_Existin	74000.00	4801.50	4815.85	4814.14	4817.46	0.002157	19.61	18217.99	2132.19	0.93
Reach-1	38027	2_year_Existing	4700.00	4799.50	4803.85	4804.04	4805.87	0.003951	11.52	511.70	224.43	1.03
Reach-1	38027	5_year_Existing	10000.00	4799.50	4806.44	4806.94	4808.32	0.002240	12.19	2701.14	1785.59	0.84
Reach-1	38027	10_year_Existing	16000.00	4799.50	4807.41	4807.92	4809.58	0.002543	14.26	4449.25	1811.35	0.92
Reach-1	38027	25_year_Existing	24000.00	4799.50	4808.76	4808.94	4810.72	0.002227	14.90	6917.39	1845.27	0.89
Reach-1	38027	50_year_Existing	33000.00	4799.50	4809.83	4809.83	4811.90	0.002265	16.22	8888.56	1856.73	0.91
Reach-1	38027	100_year_Existin	45000.00	4799.50	4810.85	4810.85	4813.28	0.002525	18.29	10789.88	1866.98	0.98
Reach-1	38027	500_year_Existin	74000.00	4799.50	4812.84	4812.84	4815.99	0.002972	22.20	14531.92	1880.42	1.09
Reach-1	37341	2_year_Existing	4700.00	4797.85	4800.48	4800.96	4802.16	0.007362	10.43	515.36	497.33	1.27
Reach-1	37341	5_year_Existing	10000.00	4797.85	4801.13	4802.49	4805.08	0.012498	16.29	967.71	865.38	1.73
Reach-1	37341	10_year_Existing	16000.00	4797.85	4802.11	4803.40	4806.31	0.009729	17.59	2108.53	1445.92	1.61
Reach-1	37341	25_year_Existing	24000.00	4797.85	4802.91	4804.35	4807.67	0.009376	19.66	3269.04	1481.55	1.63
Reach-1	37341	50_year_Existing	33000.00	4797.85	4803.72	4805.26	4808.85	0.008720	21.19	4544.99	1685.10	1.62
Reach-1	37341	100_year_Existin	45000.00	4797.85	4804.75	4806.38	4810.15	0.007786	22.51	6390.13	1835.60	1.57
Reach-1	37341	500_year_Existin	74000.00	4797.85	4807.02	4808.56	4812.87	0.006199	24.61	10654.15	1921.38	1.48
Reach-1	36780	2_year_Existing	4700.00	4795.02	4797.56	4797.70	4798.82	0.005692	9.04	520.09	253.81	1.11
Reach-1	36780	5_year_Existing	10000.00	4795.02	4798.94	4799.17	4800.93	0.004869	11.34	881.86	272.07	1.11
Reach-1	36780	10_year_Existing	16000.00	4795.02	4800.47	4800.94	4802.60	0.003362	11.88	2062.94	1757.88	0.98
Reach-1	36780	25_year_Existing	24000.00	4795.02	4801.47	4801.98	4803.98	0.003296	13.41	3844.74	1781.53	1.00
Reach-1	36780	50_year_Existing	33000.00	4795.02	4802.38	4802.98	4805.24	0.003297	14.83	5481.73	1857.52	1.03
Reach-1	36780	100_year_Existin	45000.00	4795.02	4803.36	4804.08	4806.68	0.003382	16.48	7340.72	1929.74	1.06
Reach-1	36780	500_year_Existin	74000.00	4795.02	4804.95	4806.07	4809.65	0.004033	20.47	10460.56	1995.02	1.20
Reach-1	36000	2_year_Existing	4700.00	4789.50	4794.25	4793.41	4794.99	0.001643	6.92	782.41	426.60	0.65
Reach-1	36000	5_year_Existing	10000.00	4789.50	4795.61	4795.30	4797.12	0.002269	10.13	1611.46	815.30	0.81
Reach-1	36000	10_year_Existing	16000.00	4789.50	4795.77	4796.66	4799.32	0.005163	15.60	1740.19	883.97	1.23
Reach-1	36000	25_year_Existing	24000.00	4789.50	4797.24	4798.32	4801.03	0.004214	16.73	3270.69	1206.60	1.16
Reach-1	36000	50_year_Existing	33000.00	4789.50	4798.58	4799.58	4802.50	0.003656	17.67	5089.43	1506.44	1.11
Reach-1	36000	100_year_Existin	45000.00	4789.50	4800.06	4801.05	4804.09	0.003234	18.66	7565.47	1846.09	1.08
Reach-1	36000	500_year_Existin	74000.00	4789.50	4802.71	4803.24	4806.98	0.002827	20.62	14248.00	2940.89	1.05
Reach-1	34395	2_year_Existing	4700.00	4787.50	4789.85	4789.85	4790.73	0.004947	7.53	625.37	393.73	1.01
Reach-1	34395	5_year_Existing	10000.00	4787.50	4791.00	4791.00	4792.37	0.003947	9.45	1189.83	512.86	0.98
Reach-1	34395	10_year_Existing	16000.00	4787.50	4792.32	4792.32	4793.78	0.002874	9.99	2555.49	1658.95	0.88
Reach-1	34395	25_year_Existing	24000.00	4787.50	4793.23	4793.34	4795.06	0.002731	11.51	4100.25	1712.04	0.90
Reach-1	34395	50_year_Existing	33000.00	4787.50	4793.73	4794.19	4796.32	0.003546	13.96	4958.36	1740.66	1.04
Reach-1	34395	100_year_Existin	45000.00	4787.50	4794.29	4795.17	4797.89	0.004479	16.72	5943.85	1753.66	1.19
Reach-1	34395	500_year_Existin	74000.00	4787.50	4795.77	4797.12	4800.91	0.005138	20.66	8543.30	1761.48	1.32

HEC-RAS Plan: Existing River: Fountain Creek Reach: Reach-1 (Continued)

Reach	River Sta	Profile	Q Total	Min Ch El	W.S. Elev	Crit W.S.	E.G. Elev	E.G. Slope	Vel Chnl	Flow Area	Top Width	Froude # Chl
			(cfs)	(ft)	(ft)	(ft)	(ft)	(ft/ft)	(ft/s)	(sq ft)	(ft)	
Reach-1	33553	2_year_Existing	4700.00	4783.76	4786.50	4786.52	4787.29	0.003401	7.67	1307.58	1232.83	0.88
Reach-1	33553	5_year_Existing	10000.00	4783.76	4787.27	4787.53	4788.72	0.004761	10.98	2300.76	1335.39	1.09
Reach-1	33553	10_year_Existing	16000.00	4783.76	4787.70	4788.39	4790.18	0.007227	14.71	2882.98	1394.60	1.37
Reach-1	33553	25_year_Existing	24000.00	4783.76	4788.55	4789.42	4791.48	0.006857	16.54	4136.29	1548.42	1.39
Reach-1	33553	50_year_Existing	33000.00	4783.76	4789.51	4790.22	4792.51	0.005816	17.36	5668.89	1624.06	1.32
Reach-1	33553	100_year_Existin	45000.00	4783.76	4790.63	4791.17	4793.76	0.005019	18.30	7495.35	1640.34	1.27
Reach-1	33553	500_year_Existin	74000.00	4783.76	4792.85	4793.18	4796.53	0.004288	20.59	11185.51	1675.16	1.23
Reach-1	32307	2_year_Existing	4700.00	4776.07	4779.53	4780.08	4781.33	0.006907	10.80	486.44	389.41	1.25
Reach-1	32307	5_year_Existing	10000.00	4776.07	4781.18	4781.69	4783.09	0.004231	11.72	1725.65	1158.61	1.06
Reach-1	32307	10_year_Existing	16000.00	4776.07	4782.44	4782.75	4784.26	0.003165	12.27	3518.23	1580.60	0.96
Reach-1	32307	25_year_Existing	24000.00	4776.07	4783.42	4783.69	4785.57	0.003249	13.98	5072.26	1604.58	1.00
Reach-1	32307	50_year_Existing	33000.00	4776.07	4784.24	4784.63	4786.84	0.003527	15.86	6398.68	1648.02	1.07
Reach-1	32307	100_year_Existin	45000.00	4776.07	4785.15	4785.69	4788.32	0.003839	17.99	7948.98	1749.53	1.14
Reach-1	32307	500_year_Existin	74000.00	4776.07	4787.04	4787.81	4791.22	0.004152	21.64	11424.75	1913.95	1.23
Reach-1	31714	2_year_Existing	4700.00	4773.50	4777.55	4777.42	4778.39	0.003465	9.05	1685.74	943.95	0.92
Reach-1	31714	5_year_Existing	10000.00	4773.50	4779.06	4778.73	4780.02	0.002869	10.51	3422.77	1415.23	0.89
Reach-1	31714	10_year_Existing	16000.00	4773.50	4779.09	4779.73	4781.50	0.007154	16.67	3461.61	1425.54	1.41
Reach-1	31714	25_year_Existing	24000.00	4773.50	4780.38	4781.01	4782.98	0.005919	18.00	5563.91	1797.94	1.34
Reach-1	31714	50_year_Existing	33000.00	4773.50	4781.22	4781.90	4784.15	0.005904	19.77	7144.35	1873.92	1.37
Reach-1	31714	100_year_Existin	45000.00	4773.50	4782.20	4782.89	4785.51	0.005933	21.76	9014.16	1938.03	1.40
Reach-1	31714	500_year_Existin	74000.00	4773.50	4785.93	4784.87	4788.33	0.002939	20.07	16330.44	1974.65	1.06
Reach-1	30997	2_year_Existing	4700.00	4771.85	4774.87	4774.87	4775.81	0.003715	8.21	973.70	757.72	0.92
Reach-1	30997	5_year_Existing	10000.00	4771.85	4775.98	4775.98	4777.54	0.004048	11.00	2000.85	1089.37	1.03
Reach-1	30997	10_year_Existing	16000.00	4771.85	4777.40	4777.40	4778.89	0.002750	11.34	4057.30	1584.04	0.90
Reach-1	30997	25_year_Existing	24000.00	4771.85	4778.57	4778.57	4780.33	0.002842	12.79	6128.97	1980.81	0.91
Reach-1	30997	50_year_Existing	33000.00	4771.85	4780.06	4779.46	4781.66	0.001978	12.79	9096.08	2002.57	0.82
Reach-1	30997	100_year_Existin	45000.00	4771.85	4781.76	4780.45	4783.33	0.001600	13.16	12522.15	2015.59	0.76
Reach-1	30997	500_year_Existin	74000.00	4771.85	4785.02		4786.78	0.001316	14.57	19123.66	2027.78	0.72
Reach-1	30271	2_year_Existing	4700.00	4767.51	4771.09	4770.99	4772.21	0.003883	8.93	775.26	341.88	0.96
Reach-1	30271	5_year_Existing	10000.00	4767.51	4774.01	4772.60	4775.04	0.001384	8.72	2350.72	808.85	0.65
Reach-1	30271	10_year_Existing	16000.00	4767.51	4775.95	4773.98	4777.14	0.001153	9.70	4606.67	1694.30	0.62
Reach-1	30271	25_year_Existing	24000.00	4767.51	4777.78	4776.47	4778.97	0.000977	10.32	8163.85	1956.20	0.59
Reach-1	30271	50_year_Existing	33000.00	4767.51	4779.34		4780.61	0.000928	11.14	11206.83	1967.16	0.59
Reach-1	30271	100_year_Existin	45000.00	4767.51	4780.98		4782.42	0.000936	12.28	14443.34	1974.68	0.61
Reach-1	30271	500_year_Existin	74000.00	4767.51	4784.06		4785.94	0.001002	14.71	20547.11	1986.63	0.66
Reach-1	29813	2_year_Existing	4700.00	4763.91	4768.64	4768.64	4770.49	0.003346	11.24	561.12	185.53	0.96
Reach-1	29813	5_year_Existing	10000.00	4763.91	4771.14	4771.14	4773.97	0.002924	14.29	1087.41	264.70	0.97
Reach-1	29813	10_year_Existing	16000.00	4763.91	4773.89	4773.89	4776.36	0.001838	14.23	3539.37	1146.21	0.81
Reach-1	29813	25_year_Existing	24000.00	4763.91	4775.94	4775.94	4778.29	0.001584	15.04	7291.41	1891.38	0.78
Reach-1	29813	50_year_Existing	33000.00	4763.91	4777.16	4777.16	4779.89	0.001764	16.97	9630.42	1930.79	0.84
Reach-1	29813	100_year_Existin	45000.00	4763.91	4778.59	4778.59	4781.66	0.001896	18.89	12419.82	1967.12	0.88
Reach-1	29813	500_year_Existin	74000.00	4763.91	4781.16	4781.16	4785.08	0.002221	22.84	17529.84	2006.55	0.98
Reach-1	29316	2_year_Existing	4700.00	4761.50	4766.42	4766.71	4768.62	0.004087	12.10	490.08	186.29	1.05
Reach-1	29316	5_year_Existing	10000.00	4761.50	4768.57	4769.65	4772.19	0.004065	15.96	978.53	441.24	1.12
Reach-1	29316	10_year_Existing	16000.00	4761.50	4770.16	4771.68	4774.82	0.004179	18.82	2218.64	1069.21	1.18
Reach-1	29316	25_year_Existing	24000.00	4761.50	4771.72	4773.60	4776.82	0.004056	20.91	4032.38	1437.99	1.20
Reach-1	29316	50_year_Existing	33000.00	4761.50	4773.24	4774.87	4778.41	0.003737	22.19	6732.88	1835.85	1.18
Reach-1	29316	100_year_Existin	45000.00	4761.50	4774.54	4776.21	4780.11	0.003857	24.29	9148.85	1893.00	1.22
Reach-1	29316	500_year_Existin	74000.00	4761.50	4776.98	4778.47	4783.37	0.004081	28.21	13789.46	1906.02	1.30
Reach-1	28881	2_year_Existing	4700.00	4759.69	4765.15	4765.19	4767.06	0.002871	11.85	788.02	268.55	0.91
Reach-1	28881	5_year_Existing	10000.00	4759.69	4767.13	4768.36	4770.43	0.003595	16.43	1736.28	896.21	1.08
Reach-1	28881	10_year_Existing	16000.00	4759.69	4768.29	4769.79	4772.91	0.004560	20.45	3123.03	1475.43	1.25
Reach-1	28881	25_year_Existing	24000.00	4759.69	4769.47	4771.23	4774.83	0.005065	23.53	4947.38	1621.35	1.34
Reach-1	28881	50_year_Existing	33000.00	4759.69	4770.59	4772.40	4776.43	0.005310	25.94	6813.13	1694.84	1.40
Reach-1	28881	100_year_Existin	45000.00	4759.69	4771.81	4773.73	4778.06	0.005485	28.34	8894.38	1709.62	1.45
Reach-1	28881	500_year_Existin	74000.00	4759.69	4777.56	4776.35	4780.55	0.002104	22.84	19089.77	1874.33	0.96
Reach-1	28312	2_year_Existing	4700.00	4756.44	4761.29	4762.39	4764.57	0.006417	15.08	549.66	319.49	1.30
Reach-1	28312	5_year_Existing	10000.00	4756.44	4763.36	4764.92	4767.77	0.005732	18.67	1360.41	426.66	1.32
Reach-1	28312	10_year_Existing	16000.00	4756.44	4765.23	4766.94	4770.16	0.005008	20.77	2584.19	974.10	1.29
Reach-1	28312	25_year_Existing	24000.00	4756.44	4766.83	4768.39	4772.00	0.004705	22.72	4489.81	1263.26	1.29
Reach-1	28312	50_year_Existing	33000.00	4756.44	4768.29	4769.77	4773.49	0.004404	24.13	6353.69	1288.24	1.27
Reach-1	28312	100_year_Existin	45000.00	4756.44	4770.24	4771.25	4775.08	0.003736	24.74	8886.83	1309.20	1.20
Reach-1	28312	500_year_Existin	74000.00	4756.44	4774.00	4774.00	4778.91	0.003158	26.91	13838.48	1333.08	1.15
Reach-1	27781	2_year_Existing	4700.00	4755.50	4759.13	4759.55	4761.14	0.005161	11.53	529.17	315.46	1.14
Reach-1	27781	5_year_Existing	10000.00	4755.50	4760.41	4761.70	4764.31	0.006740	18.51	1076.02	567.83	1.38
Reach-1	27781	10_year_Existing	16000.00	4755.50	4761.47	4763.19	4766.89	0.007510	20.07	1776.30	727.84	1.51
Reach-1	27781	25_year_Existing	24000.00	4755.50	4762.89	4764.79	4768.95	0.006702	22.09	2906.83	871.54	1.48
Reach-1	27781	50_year_Existing	33000.00	4755.50	4764.30	4765.98	4770.68	0.005921	23.48	4186.27	934.38	1.43
Reach-1	27781	100_year_Existin	45000.00	4755.50	4766.07	4767.83	4772.63	0.005046	24.83	5872.02	990.61	1.36
Reach-1	27781	500_year_Existin	74000.00	4755.50	4769.67	4771.12	4776.80	0.004033	26.98	9571.77	1061.79	1.28

HEC-RAS Plan: Existing River: Fountain Creek Reach: Reach-1 (Continued)

Reach	River Sta	Profile	Q Total	Min Ch El	W.S. Elev	Crit W.S.	E.G. Elev	E.G. Slope	Vel Chnl	Flow Area	Top Width	Froude # Chl
			(cfs)	(ft)	(ft)	(ft)	(ft)	(ft/ft)	(ft/s)	(sq ft)	(ft)	
Reach-1	27317	2_year_Existing	4700.00	4755.52	4758.08	4758.08	4759.00	0.004525	7.82	749.41	579.82	0.98
Reach-1	27317	5_year_Existing	10000.00	4755.52	4758.93	4759.32	4760.79	0.005861	11.30	1280.67	680.56	1.19
Reach-1	27317	10_year_Existing	16000.00	4755.52	4759.47	4760.37	4762.63	0.007959	14.84	1674.04	747.22	1.43
Reach-1	27317	25_year_Existing	24000.00	4755.52	4760.09	4761.49	4764.83	0.009746	18.38	2145.16	788.92	1.63
Reach-1	27317	50_year_Existing	33000.00	4755.52	4760.72	4762.57	4767.02	0.010881	21.40	2627.36	778.97	1.76
Reach-1	27317	100_year_Existin	45000.00	4755.52	4761.63	4763.96	4769.24	0.010563	23.79	3344.58	793.69	1.79
Reach-1	27317	500_year_Existin	74000.00	4755.52	4763.60	4766.77	4773.74	0.009632	27.88	4970.60	859.24	1.80
Reach-1	26889	2_year_Existing	4700.00	4753.99	4756.36	4756.24	4756.97	0.003014	6.63	1280.68	1152.19	0.81
Reach-1	26889	5_year_Existing	10000.00	4753.99	4757.38	4757.19	4758.29	0.002918	8.53	2460.80	1157.31	0.85
Reach-1	26889	10_year_Existing	16000.00	4753.99	4758.35	4758.00	4759.49	0.002689	9.81	3582.59	1162.15	0.86
Reach-1	26889	25_year_Existing	24000.00	4753.99	4759.46	4758.89	4760.87	0.002484	11.08	4877.95	1166.95	0.86
Reach-1	26889	50_year_Existing	33000.00	4753.99	4760.62	4759.78	4762.25	0.002253	12.08	6239.81	1171.92	0.85
Reach-1	26889	100_year_Existin	45000.00	4753.99	4761.90	4760.84	4763.87	0.002174	13.41	7741.38	1177.37	0.86
Reach-1	26889	500_year_Existin	74000.00	4753.99	4764.38	4763.03	4767.18	0.002173	16.18	10679.93	1188.62	0.90
Reach-1	26379	2_year_Existing	4700.00	4751.50	4754.26	4754.26	4755.04	0.004803	8.34	1338.63	1083.91	1.02
Reach-1	26379	5_year_Existing	10000.00	4751.50	4755.31	4755.31	4756.45	0.004480	10.58	2501.98	1116.35	1.06
Reach-1	26379	10_year_Existing	16000.00	4751.50	4756.15	4756.15	4757.69	0.004608	12.61	3444.11	1124.26	1.12
Reach-1	26379	25_year_Existing	24000.00	4751.50	4757.08	4757.08	4759.10	0.004716	14.69	4504.70	1169.49	1.17
Reach-1	26379	50_year_Existing	33000.00	4751.50	4758.16	4758.16	4760.60	0.004462	16.31	5818.72	1269.51	1.18
Reach-1	26379	100_year_Existin	45000.00	4751.50	4759.32	4759.32	4762.25	0.004339	18.11	7341.00	1352.37	1.20
Reach-1	26379	500_year_Existin	74000.00	4751.50	4761.71	4761.71	4765.59	0.004067	21.27	10786.95	1522.88	1.21
Reach-1	26746	2_year_Existing	4700.00	4748.00	4750.53	4749.78	4751.06	0.004729	8.56	1653.45	898.95	1.02
Reach-1	26746	5_year_Existing	10000.00	4748.00	4751.59	4749.78	4752.49	0.005056	11.52	2653.83	1022.78	1.13
Reach-1	26746	10_year_Existing	16000.00	4748.00	4749.78	4749.78	4762.32	0.180089	42.17	1017.23	627.92	5.97
Reach-1	26746	25_year_Existing	24000.00	4748.00	4749.78	4749.78	4777.97	0.405333	63.25	1018.31	626.24	8.95
Reach-1	26746	50_year_Existing	33000.00	4748.00	4754.42	4754.18	4760.53	0.005555	16.37	5718.39	1128.81	1.31
Reach-1	26746	100_year_Existin	45000.00	4748.00	4755.28	4755.27	4758.13	0.006383	21.52	6695.50	1143.83	1.44
Reach-1	26746	500_year_Existin	74000.00	4748.00	4756.61	4757.87	4761.74	0.009289	29.17	8242.60	1216.12	1.79
Reach-1	24957	2_year_Existing	4700.00	4743.50	4746.49	4746.44	4747.23	0.004903	8.51	1450.95	1081.51	1.04
Reach-1	24957	5_year_Existing	10000.00	4743.50	4747.60	4747.54	4748.71	0.004512	10.84	2752.81	1259.45	1.07
Reach-1	24957	10_year_Existing	16000.00	4743.50	4748.55	4748.55	4749.95	0.004305	12.57	4014.35	1369.32	1.09
Reach-1	24957	25_year_Existing	24000.00	4743.50	4748.79	4749.44	4751.46	0.007738	17.51	4349.79	1373.12	1.47
Reach-1	24957	50_year_Existing	33000.00	4743.50	4750.35	4750.29	4752.56	0.004572	16.48	6503.03	1394.44	1.19
Reach-1	24957	100_year_Existin	45000.00	4743.50	4751.72	4751.44	4754.10	0.003916	17.50	8427.54	1423.93	1.14
Reach-1	24957	500_year_Existin	74000.00	4743.50	4756.58	4753.60	4757.20	0.000774	10.93	24747.41	2521.59	0.55
Reach-1	24457	2_year_Existing	4700.00	4741.50	4744.33	4743.98	4745.16	0.003512	7.62	937.45	679.73	0.89
Reach-1	24457	5_year_Existing	10000.00	4741.50	4745.51	4745.51	4746.77	0.003317	9.78	1852.95	911.51	0.93
Reach-1	24457	10_year_Existing	16000.00	4741.50	4746.49	4746.61	4748.08	0.003220	11.37	2994.31	1308.01	0.95
Reach-1	24457	25_year_Existing	24000.00	4741.50	4747.60	4747.60	4749.42	0.002950	12.63	4460.72	1332.44	0.95
Reach-1	24457	50_year_Existing	33000.00	4741.50	4748.52	4748.52	4750.71	0.003025	14.18	5696.18	1347.58	0.98
Reach-1	24457	100_year_Existin	45000.00	4741.50	4751.14	4749.56	4752.71	0.001503	12.53	9277.60	1390.81	0.73
Reach-1	24457	500_year_Existin	74000.00	4741.50	4756.48	4751.71	4756.90	0.000335	8.05	30310.45	2592.05	0.37
Reach-1	24004	2_year_Existing	4700.00	4739.36	4741.97	4741.97	4743.05	0.006321	8.79	814.86	662.99	1.15
Reach-1	24004	5_year_Existing	10000.00	4739.36	4742.83	4743.33	4744.63	0.006768	11.77	1670.93	1062.00	1.27
Reach-1	24004	10_year_Existing	16000.00	4739.36	4743.55	4744.24	4745.93	0.006938	13.96	2467.05	1157.81	1.34
Reach-1	24004	25_year_Existing	24000.00	4739.36	4744.34	4745.17	4747.34	0.006930	16.06	3425.53	1222.63	1.38
Reach-1	24004	50_year_Existing	33000.00	4739.36	4746.59	4746.00	4748.42	0.002600	13.10	6211.28	1278.37	0.91
Reach-1	24004	100_year_Existin	45000.00	4739.36	4751.19	4747.13	4752.07	0.000667	9.50	12415.32	1371.56	0.50
Reach-1	24004	500_year_Existin	74000.00	4739.36	4756.47	4749.47	4756.74	0.000187	6.53	36185.75	2531.02	0.28
Reach-1	23562	2_year_Existing	4700.00	4736.51	4738.92	4739.19	4740.08	0.007066	9.33	886.15	728.71	1.21
Reach-1	23562	5_year_Existing	10000.00	4736.51	4739.92	4740.42	4741.69	0.006474	11.92	1645.73	849.13	1.25
Reach-1	23562	10_year_Existing	16000.00	4736.51	4741.58	4741.29	4742.93	0.002962	10.92	3133.03	907.42	0.91
Reach-1	23562	25_year_Existing	24000.00	4736.51	4744.02	4742.42	4744.97	0.001279	9.58	5984.94	1223.82	0.64
Reach-1	23562	50_year_Existing	33000.00	4736.51	4746.83	4743.44	4747.57	0.000671	8.70	9478.77	1260.00	0.49
Reach-1	23562	100_year_Existin	45000.00	4736.51	4751.23	4744.56	4751.77	0.000318	7.68	15182.81	1322.35	0.36
Reach-1	23562	500_year_Existin	74000.00	4736.51	4756.47	4746.71	4756.65	0.000113	5.64	42984.10	2656.81	0.23
Reach-1	23133	2_year_Existing	4700.00	4735.24	4738.10	4737.43	4738.45	0.001724	5.62	1700.99	778.12	0.63
Reach-1	23133	5_year_Existing	10000.00	4735.24	4739.82	4738.42	4740.31	0.001237	6.74	3104.36	926.85	0.58
Reach-1	23133	10_year_Existing	16000.00	4735.24	4741.41	4739.32	4742.01	0.001014	7.58	4694.14	1024.79	0.56
Reach-1	23133	25_year_Existing	24000.00	4735.24	4743.85	4740.40	4744.49	0.000688	7.89	7338.80	1163.50	0.49
Reach-1	23133	50_year_Existing	33000.00	4735.24	4746.71	4741.47	4747.29	0.000435	7.68	10789.13	1227.08	0.41
Reach-1	23133	100_year_Existin	45000.00	4735.24	4751.47	4742.47	4751.58	0.000080	4.17	35780.21	2712.27	0.19
Reach-1	23133	500_year_Existin	74000.00	4735.24	4756.46	4745.49	4756.60	0.000078	4.96	49621.23	2805.82	0.19
Reach-1	22679	2_year_Existing	4700.00	4732.26	4736.20	4736.20	4737.28	0.003606	10.50	1255.76	575.07	0.97
Reach-1	22679	5_year_Existing	10000.00	4732.26	4737.76	4737.76	4739.30	0.003651	13.42	2328.94	721.93	1.04
Reach-1	22679	10_year_Existing	16000.00	4732.26	4740.03	4738.96	4741.30	0.002113	12.99	4014.26	817.11	0.84
Reach-1	22679	25_year_Existing	24000.00	4732.26	4743.04	4740.33	4744.05	0.001194	12.25	6951.90	1078.60	0.67
Reach-1	22679	50_year_Existing	33000.00	4732.26	4746.17	4741.75	4747.01	0.000773	11.73	10514.90	1216.11	0.56
Reach-1	22679	100_year_Existin	45000.00	4732.26	4751.39	4743.22	4751.53	0.000145	6.32	34819.90	3034.93	0.26
Reach-1	22679	500_year_Existin	74000.00	4732.26	4756.39	4745.88	4756.55	0.000135	7.13	50237.23	3128.05	0.26
Reach-1	22155	2_year_Existing	4700.00	4729.66	4734.66	4733.92	4735.17	0.001464	7.55	1863.25	653.20	0.63

HEC-RAS Plan: Existing River: Fountain Creek Reach: Reach-1 (Continued)

Reach	River Sta	Profile	Q Total	Min Ch El	W.S. Elev	Crit W.S.	E.G. Elev	E.G. Slope	Vel Chnl	Flow Area	Top Width	Froude # Chl
			(cfs)	(ft)	(ft)	(ft)	(ft)	(ft/ft)	(ft/s)	(sq ft)	(ft)	
Reach-1	22155	5_year_Existing	10000.00	4729.66	4737.46	4735.25	4737.97	0.000901	8.21	3778.85	756.31	0.54
Reach-1	22155	10_year_Existing	16000.00	4729.66	4739.92	4736.39	4740.49	0.000724	8.95	5852.10	927.09	0.51
Reach-1	22155	25_year_Existing	24000.00	4729.66	4742.95	4737.83	4743.51	0.000545	9.31	8966.91	1107.68	0.48
Reach-1	22155	50_year_Existing	33000.00	4729.66	4746.52	4739.17	4746.85	0.000145	5.67	28894.32	3184.14	0.25
Reach-1	22155	100_year_Existin	45000.00	4729.66	4751.38	4740.80	4751.45	0.000076	4.89	44543.36	3268.38	0.19
Reach-1	22155	500_year_Existin	74000.00	4729.66	4756.38	4743.79	4756.48	0.000079	5.72	60983.41	3297.05	0.20
Reach-1	22056	2_year_Existing	4700.00	4728.77	4734.44	4732.94	4735.03	0.000904	6.46	1279.10	430.05	0.51
Reach-1	22056	5_year_Existing	10000.00	4728.77	4736.60	4734.92	4737.70	0.001084	9.02	2198.78	443.19	0.60
Reach-1	22056	10_year_Existing	16000.00	4728.77	4738.47	4736.55	4740.08	0.001199	11.08	3003.38	576.05	0.65
Reach-1	22056	25_year_Existing	24000.00	4728.77	4740.92	4738.40	4742.98	0.001144	12.72	4087.07	850.09	0.66
Reach-1	22056	50_year_Existing	33000.00	4728.77	4743.45	4740.19	4745.91	0.001066	14.03	5241.40	1021.75	0.66
Reach-1	22056	100_year_Existin	45000.00	4728.77	4748.51	4742.35	4750.78	0.000687	13.64	7779.16	3165.43	0.55
Reach-1	22056	500_year_Existin	74000.00	4728.77	4748.50	4747.10	4754.65	0.001806	22.44	7775.82	3165.29	0.91
Reach-1	21603	Bridge										
Reach-1	21597	2_year_Existing	4700.00	4727.68	4731.70	4731.70	4733.14	0.003674	9.93	704.43	365.91	0.97
Reach-1	21597	5_year_Existing	10000.00	4727.68	4733.72	4733.70	4735.79	0.002951	12.26	1603.90	458.54	0.94
Reach-1	21597	10_year_Existing	16000.00	4727.68	4735.40	4735.40	4738.09	0.002774	14.28	2460.82	538.83	0.95
Reach-1	21597	25_year_Existing	24000.00	4727.68	4737.13	4737.13	4740.58	0.002762	16.51	3387.11	548.59	0.99
Reach-1	21597	50_year_Existing	33000.00	4727.68	4738.82	4738.82	4743.03	0.002735	18.49	4255.09	557.39	1.01
Reach-1	21597	100_year_Existin	45000.00	4727.68	4740.79	4740.79	4745.95	0.002723	20.70	5288.84	567.89	1.04
Reach-1	21597	500_year_Existin	74000.00	4727.68	4744.88	4744.88	4752.05	0.002665	24.78	7440.00	601.15	1.08
Reach-1	21291	2_year_Existing	4700.00	4727.50	4729.31	4729.82	4731.13	0.012538	10.82	434.48	292.73	1.56
Reach-1	21291	5_year_Existing	10000.00	4727.50	4734.42		4734.68	0.000290	4.42	4196.48	937.57	0.30
Reach-1	21291	10_year_Existing	16000.00	4727.50	4733.61	4732.39	4734.56	0.001211	8.27	3440.17	933.11	0.61
Reach-1	21291	25_year_Existing	24000.00	4727.50	4735.44	4733.52	4736.50	0.000979	8.95	5156.68	943.55	0.57
Reach-1	21291	50_year_Existing	33000.00	4727.50	4737.25	4734.60	4738.43	0.000847	9.60	6877.87	954.31	0.55
Reach-1	21291	100_year_Existin	45000.00	4727.50	4739.41	4735.84	4740.75	0.000746	10.35	9003.44	1026.58	0.54
Reach-1	21291	500_year_Existin	74000.00	4727.50	4743.88	4738.42	4745.60	0.000638	11.91	16485.97	2477.96	0.52
Reach-1	20682	2_year_Existing	4700.00	4723.56	4727.72	4727.72	4729.20	0.003690	10.35	699.51	263.91	0.98
Reach-1	20682	5_year_Existing	10000.00	4723.56	4727.99	4727.99	4733.61	0.012608	20.26	770.96	267.25	1.84
Reach-1	20682	10_year_Existing	16000.00	4723.56	4731.13	4731.13	4733.36	0.002788	14.18	2909.80	690.45	0.95
Reach-1	20682	25_year_Existing	24000.00	4723.56	4732.56	4732.56	4735.36	0.002908	16.43	3906.16	703.73	1.00
Reach-1	20682	50_year_Existing	33000.00	4723.56	4733.92	4733.92	4737.33	0.003024	18.52	4872.64	720.81	1.05
Reach-1	20682	100_year_Existin	45000.00	4723.56	4735.49	4735.49	4739.65	0.003138	20.85	6016.82	737.37	1.10
Reach-1	20682	500_year_Existin	74000.00	4723.56	4738.79	4738.79	4744.46	0.003207	25.02	8621.68	979.18	1.16
Reach-1	19960	2_year_Existing	4700.00	4719.73	4724.58	4724.63	4725.86	0.002656	10.09	1135.96	580.43	0.86
Reach-1	19960	5_year_Existing	10000.00	4719.73	4726.30	4726.32	4728.07	0.002783	12.91	2173.42	623.18	0.93
Reach-1	19960	10_year_Existing	16000.00	4719.73	4726.63	4727.66	4730.42	0.005676	19.11	2378.23	627.06	1.34
Reach-1	19960	25_year_Existing	24000.00	4719.73	4728.10	4729.13	4732.43	0.005341	21.28	3315.73	647.53	1.34
Reach-1	19960	50_year_Existing	33000.00	4719.73	4729.56	4730.61	4734.41	0.005031	23.17	4279.44	668.02	1.34
Reach-1	19960	100_year_Existin	45000.00	4719.73	4731.24	4732.27	4736.74	0.004814	25.31	5406.18	677.35	1.35
Reach-1	19960	500_year_Existin	74000.00	4719.73	4734.61	4735.57	4741.59	0.004580	29.51	7804.79	762.87	1.37
Reach-1	19356	2_year_Existing	4700.00	4718.87	4724.25		4724.89	0.000979	6.80	2262.54	808.72	0.53
Reach-1	19356	5_year_Existing	10000.00	4718.87	4724.57	4724.57	4726.18	0.003376	12.80	2523.26	811.81	1.00
Reach-1	19356	10_year_Existing	16000.00	4718.87	4725.82	4725.81	4727.89	0.003518	15.12	3548.18	622.78	1.05
Reach-1	19356	25_year_Existing	24000.00	4718.87	4727.28	4727.15	4729.80	0.003473	17.23	4753.43	631.58	1.08
Reach-1	19356	50_year_Existing	33000.00	4718.87	4728.68	4728.41	4731.67	0.003461	19.18	5918.95	839.98	1.11
Reach-1	19356	100_year_Existin	45000.00	4718.87	4730.22	4729.93	4733.87	0.003559	21.57	7225.81	870.57	1.16
Reach-1	19356	500_year_Existin	74000.00	4718.87	4732.42	4733.30	4738.48	0.004790	28.32	9267.45	1182.61	1.39
Reach-1	18694	2_year_Existing	4700.00	4716.00	4719.77	4719.77	4722.94	0.009129	15.61	644.40	358.10	1.52
Reach-1	18694	5_year_Existing	10000.00	4716.00	4722.31	4722.45	4724.01	0.003188	13.41	2611.85	830.12	0.98
Reach-1	18694	10_year_Existing	16000.00	4716.00	4723.63	4723.63	4725.65	0.003216	15.49	3710.50	839.68	1.02
Reach-1	18694	25_year_Existing	24000.00	4716.00	4724.92	4724.92	4727.48	0.003515	18.10	4803.73	848.53	1.10
Reach-1	18694	50_year_Existing	33000.00	4716.00	4726.16	4726.16	4729.27	0.003744	20.47	5858.97	855.81	1.16
Reach-1	18694	100_year_Existin	45000.00	4716.00	4727.61	4727.61	4731.37	0.003940	23.05	7106.65	864.32	1.22
Reach-1	18694	500_year_Existin	74000.00	4716.00	4731.01	4731.01	4735.74	0.003734	26.81	10401.64	1200.33	1.24
Reach-1	17946	2_year_Existing	4700.00	4711.50	4715.10	4715.47	4717.06	0.006097	11.53	539.87	241.68	1.21
Reach-1	17946	5_year_Existing	10000.00	4711.50	4716.41	4717.56	4720.32	0.007480	16.46	900.10	319.65	1.43
Reach-1	17946	10_year_Existing	16000.00	4711.50	4718.62	4719.71	4722.65	0.004430	16.86	1883.73	728.09	1.18
Reach-1	17946	25_year_Existing	25000.00	4711.50	4720.86	4721.71	4724.83	0.003220	17.59	3724.02	914.17	1.06
Reach-1	17946	50_year_Existing	33000.00	4711.50	4722.07	4722.97	4726.54	0.003214	19.19	4846.81	934.49	1.08
Reach-1	17946	100_year_Existin	45000.00	4711.50	4723.87	4724.52	4728.72	0.002972	20.65	6554.83	963.63	1.07
Reach-1	17946	500_year_Existin	74000.00	4711.50	4727.61	4727.98	4733.31	0.002636	23.43	10909.29	1491.92	1.05
Reach-1	17505	2_year_Existing	4700.00	4709.50	4712.50	4712.90	4714.28	0.006257	11.07	584.52	356.96	1.21
Reach-1	17505	5_year_Existing	10000.00	4709.50	4713.73	4714.62	4716.91	0.006981	15.15	1044.65	388.55	1.36
Reach-1	17505	10_year_Existing	16000.00	4709.50	4714.53	4716.52	4719.80	0.009188	19.71	1391.68	498.32	1.62
Reach-1	17505	25_year_Existing	25000.00	4709.50	4716.07	4718.11	4722.47	0.007911	22.16	2434.67	1083.01	1.57
Reach-1	17505	50_year_Existing	33000.00	4709.50	4716.98	4719.21	4724.17	0.007807	24.13	3460.61	1170.49	1.60
Reach-1	17505	100_year_Existin	45000.00	4709.50	4718.11	4720.64	4726.37	0.007817	26.66	4844.84	1280.71	1.64
Reach-1	17505	500_year_Existin	74000.00	4709.50	4720.29	4723.43	4730.94	0.008065	31.67	8238.63	1838.30	1.73

HEC-RAS Plan: Existing River: Fountain Creek Reach: Reach-1 (Continued)

Reach	River Sta	Profile	Q Total	Min Ch El	W.S. Elev	Crit W.S.	E.G. Elev	E.G. Slope	Vel Chnl	Flow Area	Top Width	Froude # Chl
			(cfs)	(ft)	(ft)	(ft)	(ft)	(ft/ft)	(ft/s)	(sq ft)	(ft)	
Reach-1	16500	2_year_Existing	4700.00	4706.56	4710.57	4709.74	4711.23	0.001673	6.56	775.06	277.70	0.65
Reach-1	16500	5_year_Existing	10000.00	4706.56	4711.99	4711.34	4713.38	0.002151	9.52	1249.35	449.86	0.78
Reach-1	16500	10_year_Existing	16000.00	4706.56	4713.22	4712.88	4715.26	0.002393	11.75	1884.36	558.85	0.86
Reach-1	16500	25_year_Existing	25000.00	4706.56	4714.70	4714.68	4717.57	0.002566	14.15	2825.47	729.26	0.92
Reach-1	16500	50_year_Existing	33000.00	4706.56	4714.60	4715.89	4719.78	0.004707	18.99	2752.04	723.80	1.25
Reach-1	16500	100_year_Existin	45000.00	4706.56	4716.14	4717.64	4722.06	0.004296	20.64	3922.99	809.89	1.23
Reach-1	16500	500_year_Existin	74000.00	4706.56	4721.50	4720.26	4726.15	0.001958	19.16	9474.55	1899.65	0.90
Reach-1	16051	2_year_Existing	4700.00	4703.77	4707.71	4707.71	4709.19	0.003678	9.96	566.06	225.83	0.97
Reach-1	16051	5_year_Existing	10000.00	4703.77	4709.81	4709.81	4711.48	0.002447	11.22	1830.39	673.80	0.85
Reach-1	16051	10_year_Existing	16000.00	4703.77	4711.08	4711.08	4713.21	0.002592	13.31	2890.19	681.00	0.91
Reach-1	16051	25_year_Existing	25000.00	4703.77	4712.62	4712.62	4715.38	0.002719	15.67	3744.27	689.09	0.97
Reach-1	16051	50_year_Existing	33000.00	4703.77	4713.76	4713.76	4717.05	0.002822	17.42	4535.23	694.83	1.01
Reach-1	16051	100_year_Existin	45000.00	4703.77	4715.30	4715.30	4719.28	0.002899	19.55	5685.05	821.31	1.05
Reach-1	16051	500_year_Existin	74000.00	4703.77	4717.94	4717.55	4723.94	0.003431	24.59	8030.63	913.69	1.18
Reach-1	15281	2_year_Existing	4700.00	4699.50	4701.98	4702.70	4704.34	0.012513	12.33	382.08	212.56	1.62
Reach-1	15281	5_year_Existing	10000.00	4699.50	4702.85	4704.19	4707.38	0.014606	17.28	730.00	411.32	1.86
Reach-1	15281	10_year_Existing	16000.00	4699.50	4703.95	4705.54	4709.26	0.011121	18.98	1191.99	426.36	1.72
Reach-1	15281	25_year_Existing	25000.00	4699.50	4705.42	4707.21	4711.80	0.008595	20.77	1830.85	443.46	1.60
Reach-1	15281	50_year_Existing	33000.00	4699.50	4706.08	4708.53	4712.40	0.002366	15.51	3559.93	544.97	0.92
Reach-1	15281	100_year_Existin	45000.00	4699.50	4715.08	4710.29	4717.04	0.000732	12.17	8776.73	1499.99	0.56
Reach-1	15281	500_year_Existin	74000.00	4699.50	4718.99		4722.02	0.000855	15.36	16174.77	2250.04	0.62
Reach-1	14795	2_year_Existing	4700.00	4697.50	4700.78	4700.78	4701.81	0.003682	8.59	866.98	511.87	0.93
Reach-1	14795	5_year_Existing	10000.00	4697.50	4702.55	4702.21	4703.73	0.002571	9.67	1991.07	714.84	0.84
Reach-1	14795	10_year_Existing	16000.00	4697.50	4705.03	4703.32	4705.95	0.001161	8.89	3791.58	735.52	0.61
Reach-1	14795	25_year_Existing	25000.00	4697.50	4708.26	4704.67	4709.16	0.000688	8.92	6243.71	789.56	0.50
Reach-1	14795	50_year_Existing	33000.00	4697.50	4710.08		4711.18	0.000678	9.91	7318.13	874.47	0.51
Reach-1	14795	100_year_Existin	45000.00	4697.50	4715.76		4716.46	0.000278	8.29	16126.00	2007.59	0.35
Reach-1	14795	500_year_Existin	74000.00	4697.50	4720.30		4721.15	0.000278	9.63	27784.96	3000.36	0.36
Reach-1	14355	2_year_Existing	4700.00	4695.50	4699.49	4699.21	4700.29	0.002271	8.05	1333.06	678.54	0.76
Reach-1	14355	5_year_Existing	10000.00	4695.50	4702.30		4702.91	0.000947	7.74	3607.42	852.22	0.55
Reach-1	14355	10_year_Existing	16000.00	4695.50	4704.91		4705.49	0.000616	7.86	5871.91	885.49	0.47
Reach-1	14355	25_year_Existing	25000.00	4695.50	4708.21		4708.83	0.000450	8.41	8919.89	1030.23	0.42
Reach-1	14355	50_year_Existing	33000.00	4695.50	4710.07		4710.83	0.000479	9.44	11092.96	1245.22	0.44
Reach-1	14355	100_year_Existin	45000.00	4695.50	4715.80		4716.29	0.000222	8.07	21529.00	2603.35	0.32
Reach-1	14355	500_year_Existin	74000.00	4695.50	4720.29		4720.98	0.000260	10.01	35076.69	3394.86	0.36
Reach-1	14195	2_year_Existing	4700.00	4694.03	4699.38	4698.09	4699.93	0.001022	6.60	1331.23	726.27	0.54
Reach-1	14195	5_year_Existing	10000.00	4694.03	4701.74	4699.79	4702.66	0.001051	8.80	2214.02	932.99	0.59
Reach-1	14195	10_year_Existing	16000.00	4694.03	4703.88	4701.31	4705.15	0.001048	10.49	3020.73	945.45	0.61
Reach-1	14195	25_year_Existing	25000.00	4694.03	4706.69	4703.24	4708.40	0.000999	12.25	4092.63	1063.04	0.62
Reach-1	14195	50_year_Existing	33000.00	4694.03	4707.71	4704.77	4710.19	0.001313	14.82	4480.40	1178.28	0.72
Reach-1	14195	100_year_Existin	45000.00	4694.03	4713.72	4706.82	4715.76	0.000661	13.56	6833.40	2194.11	0.55
Reach-1	14195	500_year_Existin	74000.00	4694.03	4714.65	4711.11	4719.62	0.001512	21.17	7221.41	2532.44	0.84
Reach-1	14052		Bridge									
Reach-1	13829	2_year_Existing	4700.00	4693.51	4697.57	4697.57	4698.83	0.003411	9.73	852.21	931.71	0.93
Reach-1	13829	5_year_Existing	10000.00	4693.51	4699.28	4699.28	4701.27	0.003357	12.68	1525.17	963.34	0.99
Reach-1	13829	10_year_Existing	16000.00	4693.51	4700.79	4700.79	4703.46	0.003308	14.98	2152.18	991.34	1.03
Reach-1	13829	25_year_Existing	25000.00	4693.51	4702.68	4702.68	4706.22	0.003260	17.57	2935.94	1174.20	1.06
Reach-1	13829	50_year_Existing	33000.00	4693.51	4703.38	4704.14	4708.50	0.004269	21.21	3229.34	1187.62	1.23
Reach-1	13829	100_year_Existin	45000.00	4693.51	4706.15	4706.15	4711.34	0.003120	21.62	4383.00	1284.98	1.10
Reach-1	13829	500_year_Existin	74000.00	4693.51	4710.28	4710.28	4717.51	0.002988	25.79	6104.32	2204.89	1.13
Reach-1	13513	2_year_Existing	4700.00	4691.50	4693.55	4694.58	4696.36	0.015614	13.45	349.40	200.09	1.79
Reach-1	13513	5_year_Existing	10000.00	4691.50	4696.54	4695.87	4697.43	0.001636	8.40	2669.21	936.12	0.68
Reach-1	13513	10_year_Existing	16000.00	4691.50	4697.96	4696.95	4699.04	0.001489	9.57	4042.51	1031.07	0.68
Reach-1	13513	25_year_Existing	25000.00	4691.50	4699.77	4698.26	4701.03	0.001322	10.71	6114.58	1160.37	0.67
Reach-1	13513	50_year_Existing	33000.00	4691.50	4701.20	4699.28	4702.57	0.001210	11.45	7807.71	1197.24	0.66
Reach-1	13513	100_year_Existin	45000.00	4691.50	4703.13	4700.55	4704.66	0.001095	12.35	10162.89	1238.16	0.65
Reach-1	13513	500_year_Existin	74000.00	4691.50	4707.92	4703.05	4709.51	0.000770	13.11	17065.82	1844.64	0.58
Reach-1	13041	2_year_Existing	4700.00	4689.50	4693.30	4693.30	4694.35	0.003416	9.62	1286.00	707.17	0.93
Reach-1	13041	5_year_Existing	10000.00	4689.50	4694.73	4694.73	4696.27	0.003532	12.43	2422.01	879.74	1.01
Reach-1	13041	10_year_Existing	16000.00	4689.50	4695.90	4695.90	4697.89	0.003687	14.71	3458.97	895.21	1.07
Reach-1	13041	25_year_Existing	25000.00	4689.50	4697.31	4697.31	4699.90	0.003848	17.33	4726.69	905.93	1.13
Reach-1	13041	50_year_Existing	33000.00	4689.50	4698.38	4698.38	4701.46	0.003934	19.19	5703.59	912.89	1.17
Reach-1	13041	100_year_Existin	45000.00	4689.50	4699.82	4699.82	4703.55	0.004002	21.52	7025.31	925.57	1.21
Reach-1	13041	500_year_Existin	74000.00	4689.50	4701.66	4701.66	4708.23	0.005767	28.96	8760.38	967.08	1.49
Reach-1	12479	2_year_Existing	4700.00	4687.50	4689.78	4690.29	4691.33	0.009224	9.99	470.68	284.26	1.37
Reach-1	12479	5_year_Existing	10000.00	4687.50	4690.69	4691.44	4693.18	0.008963	12.93	1072.77	818.31	1.44
Reach-1	12479	10_year_Existing	16000.00	4687.50	4691.40	4692.36	4694.68	0.008933	15.28	1658.19	829.34	1.50
Reach-1	12479	25_year_Existing	25000.00	4687.50	4692.26	4693.53	4696.57	0.008961	17.90	2373.80	837.98	1.57
Reach-1	12479	50_year_Existing	33000.00	4687.50	4692.92	4694.44	4698.05	0.008968	19.79	2925.48	844.58	1.61
Reach-1	12479	100_year_Existin	45000.00	4687.50	4693.78	4695.61	4700.05	0.008987	22.16	3658.74	850.33	1.65
Reach-1	12479	500_year_Existin	74000.00	4687.50	4695.43	4698.35	4704.49	0.009509	27.10	5072.81	861.34	1.78

HEC-RAS Plan: Existing River: Fountain Creek Reach: Reach-1 (Continued)

Reach	River Sta	Profile	Q Total	Min Ch El	W.S. Elev	Crit W.S.	E.G. Elev	E.G. Slope	Vel Chnl	Flow Area	Top Width	Froude # Chl
			(cfs)	(ft)	(ft)	(ft)	(ft)	(ft/ft)	(ft/s)	(sq ft)	(ft)	
Reach-1	11618	2_year_Existing	4700.00	4683.16	4686.85	4686.85	4687.74	0.002797	8.03	1107.28	869.29	0.83
Reach-1	11618	5_year_Existing	10000.00	4683.16	4688.05	4688.05	4689.37	0.003005	10.46	2175.46	906.20	0.91
Reach-1	11618	10_year_Existing	16000.00	4683.16	4689.05	4689.05	4690.77	0.003168	12.41	3088.66	919.24	0.97
Reach-1	11618	25_year_Existing	25000.00	4683.16	4690.26	4690.26	4692.50	0.003320	14.64	4206.20	924.28	1.03
Reach-1	11618	50_year_Existing	33000.00	4683.16	4691.20	4691.20	4693.85	0.003388	16.21	5072.72	928.16	1.06
Reach-1	11618	100_year_Existin	45000.00	4683.16	4692.81	4692.48	4695.68	0.002928	17.23	6700.20	1110.67	1.02
Reach-1	11618	500_year_Existin	74000.00	4683.16	4695.80	4695.20	4699.30	0.002602	19.70	10519.91	1514.85	1.01
Reach-1	10604	2_year_Existing	4700.00	4679.50	4684.38	4682.90	4684.74	0.000735	5.28	1567.17	789.07	0.45
Reach-1	10604	5_year_Existing	10000.00	4679.50	4686.11	4684.67	4686.68	0.000797	6.90	2974.21	797.16	0.50
Reach-1	10604	10_year_Existing	16000.00	4679.50	4687.57	4685.72	4688.33	0.000848	8.23	4144.43	804.01	0.53
Reach-1	10604	25_year_Existing	25000.00	4679.50	4689.38	4687.05	4690.39	0.000888	9.74	5811.32	833.33	0.56
Reach-1	10604	50_year_Existing	33000.00	4679.50	4690.74	4688.01	4691.94	0.000914	10.82	6801.09	904.27	0.59
Reach-1	10604	100_year_Existin	45000.00	4679.50	4692.55	4689.34	4694.02	0.000929	12.13	8515.80	1069.91	0.61
Reach-1	10604	500_year_Existin	74000.00	4679.50	4695.43	4692.06	4697.58	0.001098	15.15	12620.76	1770.72	0.68
Reach-1	10280	2_year_Existing	4700.00	4679.50	4683.05	4683.05	4684.02	0.002761	8.49	1026.57	634.09	0.83
Reach-1	10280	5_year_Existing	10000.00	4679.50	4684.29	4684.29	4685.84	0.003243	11.43	1821.37	648.07	0.96
Reach-1	10280	10_year_Existing	16000.00	4679.50	4685.50	4685.50	4687.44	0.003190	13.30	2607.54	659.87	0.99
Reach-1	10280	25_year_Existing	25000.00	4679.50	4686.98	4686.98	4689.45	0.003147	15.42	3651.35	729.48	1.02
Reach-1	10280	50_year_Existing	33000.00	4679.50	4688.03	4688.03	4690.96	0.003212	17.08	4421.94	734.51	1.05
Reach-1	10280	100_year_Existin	45000.00	4679.50	4689.43	4689.43	4692.98	0.003265	19.13	5455.23	741.20	1.09
Reach-1	10280	500_year_Existin	74000.00	4679.50	4692.95	4692.95	4696.87	0.002583	20.97	9496.11	1591.63	1.02
Reach-1	9660	2_year_Existing	4700.00	4675.83	4679.61	4678.72	4680.01	0.001145	5.22	1159.31	495.79	0.53
Reach-1	9660	5_year_Existing	10000.00	4675.83	4681.15	4679.93	4681.85	0.001189	7.04	1985.63	595.02	0.58
Reach-1	9660	10_year_Existing	16000.00	4675.83	4682.55	4681.01	4683.50	0.001174	8.33	2905.38	714.96	0.60
Reach-1	9660	25_year_Existing	25000.00	4675.83	4684.36	4682.49	4685.57	0.001087	9.58	4256.38	815.70	0.61
Reach-1	9660	50_year_Existing	33000.00	4675.83	4685.63	4683.50	4687.07	0.001083	10.58	5427.89	1027.75	0.62
Reach-1	9660	100_year_Existin	45000.00	4675.83	4686.95	4684.94	4688.81	0.001201	12.21	6922.42	1236.55	0.67
Reach-1	9660	500_year_Existin	74000.00	4675.83	4692.07	4687.87	4693.64	0.000867	11.90	15332.44	2022.05	0.53
Reach-1	9212	2_year_Existing	4700.00	4674.98	4678.15	4678.15	4679.10	0.003733	7.95	694.21	454.88	0.92
Reach-1	9212	5_year_Existing	10000.00	4674.98	4679.45	4679.45	4680.93	0.003383	10.19	1298.04	471.57	0.94
Reach-1	9212	10_year_Existing	16000.00	4674.98	4680.58	4680.58	4682.57	0.003289	12.00	1837.33	483.04	0.97
Reach-1	9212	25_year_Existing	25000.00	4674.98	4681.99	4681.99	4684.65	0.003157	14.04	2531.75	496.94	1.00
Reach-1	9212	50_year_Existing	33000.00	4674.98	4683.74	4683.74	4686.28	0.002246	13.98	4074.51	898.59	0.88
Reach-1	9212	100_year_Existin	45000.00	4674.98	4685.42	4685.00	4688.06	0.001915	14.68	5604.55	918.10	0.84
Reach-1	9212	500_year_Existin	74000.00	4674.98	4691.83	4685.73	4693.32	0.000654	12.06	16273.53	2289.60	0.53
Reach-1	8908	2_year_Existing	4700.00	4671.43	4677.08	4674.85	4677.33	0.000400	4.23	1554.62	411.91	0.34
Reach-1	8908	5_year_Existing	10000.00	4671.43	4678.89	4676.35	4679.41	0.000578	6.28	2306.99	420.31	0.43
Reach-1	8908	10_year_Existing	16000.00	4671.43	4680.40	4677.61	4681.23	0.000716	8.02	2946.03	525.85	0.50
Reach-1	8908	25_year_Existing	25000.00	4671.43	4682.09	4679.19	4683.42	0.000895	10.17	3674.27	606.32	0.57
Reach-1	8908	50_year_Existing	33000.00	4671.43	4683.36	4680.42	4685.12	0.001018	11.76	4222.25	832.91	0.62
Reach-1	8908	100_year_Existin	45000.00	4671.43	4685.12	4682.10	4687.47	0.001130	13.67	4986.53	986.70	0.67
Reach-1	8908	500_year_Existin	74000.00	4671.43	4688.62	4685.51	4692.36	0.001325	17.37	6516.16	1491.84	0.76
Reach-1	8728		Culvert									
Reach-1	8728	2_year_Existing	4700.00	4670.86	4675.58	4674.26	4675.99	0.000869	5.40	1174.36	407.59	0.48
Reach-1	8728	5_year_Existing	10000.00	4670.86	4677.60	4675.78	4678.28	0.000872	7.15	2005.15	416.96	0.52
Reach-1	8728	10_year_Existing	16000.00	4670.86	4679.15	4677.03	4680.17	0.000972	8.82	2658.80	473.46	0.57
Reach-1	8728	25_year_Existing	25000.00	4670.86	4680.46	4678.63	4682.18	0.001339	11.53	3219.00	556.45	0.69
Reach-1	8728	50_year_Existing	33000.00	4670.86	4681.17	4679.86	4683.68	0.001770	13.96	3525.06	585.85	0.80
Reach-1	8728	100_year_Existin	45000.00	4670.86	4682.34	4681.54	4685.92	0.002186	16.77	4029.02	754.78	0.90
Reach-1	8728	500_year_Existin	74000.00	4670.86	4685.74	4684.94	4690.96	0.002246	20.44	5505.01	1050.12	0.96
Reach-1	8188	2_year_Existing	4700.00	4669.50	4673.68	4673.68	4674.96	0.002855	9.41	732.61	411.90	0.87
Reach-1	8188	5_year_Existing	10000.00	4669.50	4675.49	4675.49	4677.22	0.002576	11.69	1623.60	572.57	0.88
Reach-1	8188	10_year_Existing	16000.00	4669.50	4676.91	4676.91	4679.04	0.002544	13.54	2525.81	697.36	0.91
Reach-1	8188	25_year_Existing	25000.00	4669.50	4678.70	4678.70	4681.06	0.002298	15.02	3898.98	809.12	0.90
Reach-1	8188	50_year_Existing	33000.00	4669.50	4679.75	4679.75	4682.50	0.002425	16.65	4770.32	843.15	0.94
Reach-1	8188	100_year_Existin	45000.00	4669.50	4681.34	4681.34	4684.46	0.002389	18.28	6214.78	940.62	0.96
Reach-1	8188	500_year_Existin	74000.00	4669.50	4686.92	4684.00	4688.36	0.000867	14.36	16256.45	2040.43	0.62
Reach-1	7755	2_year_Existing	4700.00	4667.50	4670.42	4671.19	4672.84	0.008754	12.67	470.73	399.44	1.42
Reach-1	7755	5_year_Existing	10000.00	4667.50	4671.64	4672.70	4675.18	0.008365	16.17	962.32	409.41	1.49
Reach-1	7755	10_year_Existing	16000.00	4667.50	4672.80	4673.99	4677.07	0.007465	18.34	1441.12	416.34	1.47
Reach-1	7755	25_year_Existing	25000.00	4667.50	4674.76	4676.36	4679.38	0.005355	19.49	2300.51	497.87	1.32
Reach-1	7755	50_year_Existing	33000.00	4667.50	4676.55	4677.56	4681.01	0.003944	19.54	3325.14	825.24	1.17
Reach-1	7755	100_year_Existin	45000.00	4667.50	4679.85	4679.21	4682.97	0.001981	17.20	5484.62	676.84	0.88
Reach-1	7755	500_year_Existin	74000.00	4667.50	4687.30	4682.29	4687.88	0.000331	9.73	25585.24	2543.51	0.39
Reach-1	7575	2_year_Existing	4700.00	4665.57	4670.42	4669.45	4670.99	0.001226	6.70	1171.76	408.88	0.58
Reach-1	7575	5_year_Existing	10000.00	4665.57	4672.24	4671.04	4673.23	0.001397	9.11	1937.74	428.05	0.66
Reach-1	7575	10_year_Existing	16000.00	4665.57	4673.93	4672.33	4675.27	0.001428	10.86	2674.85	445.05	0.69
Reach-1	7575	25_year_Existing	25000.00	4665.57	4675.88	4673.95	4677.80	0.001566	13.21	3607.03	533.58	0.75
Reach-1	7575	50_year_Existing	33000.00	4665.57	4677.53	4675.82	4679.72	0.001477	14.28	4446.01	572.90	0.75
Reach-1	7575	100_year_Existin	45000.00	4665.57	4679.87	4677.45	4682.36	0.001356	15.51	5819.74	642.68	0.74

HEC-RAS Plan: Existing River: Fountain Creek Reach: Reach-1 (Continued)

Reach	River Sta	Profile	Q Total	Min Ch El	W.S. Elev	Crit W.S.	E.G. Elev	E.G. Slope	Vel Chnl	Flow Area	Top Width	Froude # Chl
			(cfs)	(ft)	(ft)	(ft)	(ft)	(ft/ft)	(ft/s)	(sq ft)	(ft)	
Reach-1	7575	500_year_Existin	74000.00	4665.57	4687.21	4680.75	4687.82	0.000302	9.75	24494.05	2511.10	0.38
Reach-1	7468		Bridge									
Reach-1	7350	2_year_Existing	4700.00	4664.94	4669.09	4668.86	4670.03	0.002459	8.40	894.61	405.71	0.79
Reach-1	7350	5_year_Existing	10000.00	4664.94	4670.89	4670.40	4672.23	0.002228	10.55	1657.79	435.86	0.81
Reach-1	7350	10_year_Existing	16000.00	4664.94	4672.60	4671.74	4674.24	0.001972	11.98	2414.53	448.42	0.80
Reach-1	7350	25_year_Existing	25000.00	4664.94	4674.83	4673.38	4677.03	0.001859	13.99	3436.66	521.73	0.81
Reach-1	7350	50_year_Existing	33000.00	4664.94	4676.57	4674.70	4678.97	0.001676	14.91	4361.70	541.18	0.79
Reach-1	7350	100_year_Existin	45000.00	4664.94	4679.12	4676.84	4681.67	0.001406	15.70	5775.64	560.89	0.75
Reach-1	7350	500_year_Existin	74000.00	4664.94	4680.28	4680.28	4685.83	0.002777	23.31	6431.32	564.70	1.07
Reach-1	7115	2_year_Existing	4700.00	4665.50	4668.94	4667.98	4669.37	0.001279	5.61	1117.87	407.88	0.56
Reach-1	7115	5_year_Existing	10000.00	4665.50	4670.86	4669.27	4671.54	0.001088	7.16	1924.87	431.12	0.56
Reach-1	7115	[illegible]	16000.00	4665.50	4672.65	4670.45	4673.56	0.000974	8.31	2713.62	450.80	0.56
Reach-1	7115	25_year_Existing	25000.00	4665.50	4674.97	4671.95	4676.15	0.000869	9.54	3794.14	489.40	0.56
Reach-1	7115	50_year_Existing	33000.00	4665.50	4676.82	4673.13	4678.20	0.000797	10.34	4736.30	520.69	0.55
Reach-1	7115	100_year_Existin	45000.00	4665.50	4679.36	4674.69	4680.97	0.000715	11.26	6080.13	536.01	0.54
Reach-1	7115	500_year_Existin	74000.00	4665.50	4679.90	4678.08	4683.89	0.001688	17.75	6367.89	539.41	0.84
Reach-1	6598	2_year_Existing	4700.00	4663.50	4667.03	4667.03	4668.19	0.004192	9.80	807.05	348.96	1.01
Reach-1	6598	5_year_Existing	10000.00	4663.50	4668.59	4668.59	4670.45	0.004019	12.76	1363.08	363.97	1.06
Reach-1	6598	10_year_Existing	16000.00	4663.50	4669.99	4669.99	4672.50	0.003871	15.02	1879.92	372.33	1.09
Reach-1	6598	25_year_Existing	25000.00	4663.50	4671.77	4671.77	4675.12	0.003701	17.53	2553.22	382.81	1.12
Reach-1	6598	50_year_Existing	33000.00	4663.50	4673.15	4673.15	4677.17	0.003604	19.32	3087.79	392.76	1.13
Reach-1	6598	100_year_Existin	45000.00	4663.50	4675.19	4675.13	4679.95	0.003369	21.31	3901.31	448.53	1.13
Reach-1	6598	500_year_Existin	74000.00	4663.50	4682.35	4679.11	4682.54	0.000173	6.78	33771.72	2538.56	0.28
Reach-1	6125	2_year_Existing	4700.00	4659.50	4663.14	4663.02	4664.85	0.012732	13.20	356.97	179.88	1.66
Reach-1	6125	5_year_Existing	10000.00	4659.50	4663.54	4664.73	4667.36	0.010505	15.73	657.06	260.85	1.61
Reach-1	6125	10_year_Existing	16000.00	4659.50	4664.64	4666.13	4669.55	0.009396	17.95	972.90	297.67	1.59
Reach-1	6125	25_year_Existing	25000.00	4659.50	4665.99	4667.85	4672.31	0.008265	20.51	1384.88	309.03	1.57
Reach-1	6125	50_year_Existing	33000.00	4659.50	4667.07	4669.22	4674.44	0.007625	22.27	1719.53	315.70	1.56
Reach-1	6125	100_year_Existin	45000.00	4659.50	4668.50	4671.00	4677.33	0.007035	24.50	2178.53	323.78	1.55
Reach-1	6125	500_year_Existin	74000.00	4659.50	4674.16	4674.18	4681.61	0.002925	22.74	4132.35	373.29	1.09
Reach-1	5611	2_year_Existing	4700.00	4659.50	4662.29	4662.29	4663.28	0.003977	8.33	699.49	361.44	0.95
Reach-1	5611	5_year_Existing	10000.00	4659.50	4663.62	4663.62	4665.22	0.003723	10.81	1189.32	373.04	0.99
Reach-1	5611	10_year_Existing	16000.00	4659.50	4664.83	4664.83	4667.00	0.003516	12.70	1646.42	380.10	1.01
Reach-1	5611	25_year_Existing	25000.00	4659.50	4666.38	4666.38	4669.28	0.003308	14.79	2241.35	389.03	1.03
Reach-1	5611	50_year_Existing	33000.00	4659.50	4667.37	4667.58	4671.07	0.003519	16.78	2628.73	394.53	1.08
Reach-1	5611	100_year_Existin	45000.00	4659.50	4668.58	4669.23	4673.54	0.003885	19.49	3111.15	401.28	1.17
Reach-1	5611	500_year_Existin	74000.00	4659.50	4675.97	4672.52	4676.23	0.000194	6.58	28465.41	2499.42	0.29
Reach-1	5154	2_year_Existing	4700.00	4657.50	4660.07	4660.26	4661.22	0.005081	8.82	636.88	413.66	1.06
Reach-1	5154	5_year_Existing	10000.00	4657.50	4661.10	4661.53	4663.12	0.005549	11.97	1074.94	432.92	1.18
Reach-1	5154	10_year_Existing	16000.00	4657.50	4661.98	4662.67	4664.87	0.005919	14.54	1458.97	443.71	1.27
Reach-1	5154	25_year_Existing	25000.00	4657.50	4663.05	4664.08	4667.13	0.006255	17.47	1938.27	452.74	1.36
Reach-1	5154	50_year_Existing	33000.00	4657.50	4663.93	4665.15	4668.88	0.006208	19.34	2339.69	459.55	1.39
Reach-1	5154	100_year_Existin	45000.00	4657.50	4665.09	4666.68	4671.22	0.006193	21.73	2876.96	468.22	1.43
Reach-1	5154	500_year_Existin	74000.00	4657.50	4669.63	4669.50	4675.44	0.003120	21.39	5152.28	597.99	1.10
Reach-1	4637	2_year_Existing	4700.00	4655.50	4657.99	4657.85	4658.69	0.003686	6.69	703.29	398.34	0.88
Reach-1	4637	5_year_Existing	10000.00	4655.50	4658.78	4658.93	4660.27	0.004913	9.83	1062.14	484.30	1.08
Reach-1	4637	10_year_Existing	16000.00	4655.50	4659.51	4659.93	4661.76	0.005405	12.16	1405.14	478.35	1.18
Reach-1	4637	25_year_Existing	25000.00	4655.50	4660.36	4661.34	4663.75	0.006039	14.97	1831.25	684.62	1.29
Reach-1	4637	50_year_Existing	33000.00	4655.50	4660.90	4662.30	4665.35	0.006818	17.26	2241.26	775.90	1.40
Reach-1	4637	100_year_Existin	45000.00	4655.50	4664.95	4663.44	4666.65	0.001275	11.28	5592.96	847.93	0.67
Reach-1	4637	500_year_Existin	74000.00	4655.50	4672.60	4665.67	4673.58	0.000347	8.94	13398.14	1241.62	0.39
Reach-1	4140	2_year_Existing	4700.00	4653.32	4655.69	4655.69	4656.57	0.004864	7.53	623.78	355.80	1.00
Reach-1	4140	5_year_Existing	10000.00	4653.32	4656.79	4656.96	4658.04	0.003880	9.22	1392.83	847.68	0.97
Reach-1	4140	10_year_Existing	16000.00	4653.32	4658.55	4657.76	4659.40	0.001542	8.03	2912.61	677.65	0.66
Reach-1	4140	25_year_Existing	25000.00	4653.32	4660.58	4658.76	4661.36	0.000962	8.09	4696.17	897.65	0.56
Reach-1	4140	50_year_Existing	33000.00	4653.32	4663.45	4659.56	4664.03	0.000441	6.99	7334.73	922.56	0.40
Reach-1	4140	100_year_Existin	45000.00	4653.32	4665.31	4660.54	4666.01	0.000432	7.79	9059.11	954.62	0.41
Reach-1	4140	500_year_Existin	74000.00	4653.32	4673.02	4662.64	4673.28	0.000109	5.52	31124.88	2727.61	0.22
Reach-1	4006	2_year_Existing	4700.00	4649.99	4655.18	4654.10	4655.53	0.000897	5.60	1406.41	508.88	0.49
Reach-1	4006	5_year_Existing	10000.00	4649.99	4656.79	4655.40	4657.41	0.001036	7.56	2419.93	721.36	0.56
Reach-1	4006	10_year_Existing	16000.00	4649.99	4658.46	4656.62	4659.17	0.000927	8.49	3657.34	767.54	0.55
Reach-1	4006	25_year_Existing	25000.00	4649.99	4660.31	4657.95	4661.21	0.000910	9.78	5125.31	810.62	0.57
Reach-1	4006	50_year_Existing	33000.00	4649.99	4663.20	4658.89	4663.92	0.000543	9.06	7483.95	880.97	0.48
Reach-1	4006	100_year_Existin	45000.00	4649.99	4664.96	4660.16	4665.88	0.000591	10.35	8939.14	993.30	0.49
Reach-1	4006	500_year_Existin	74000.00	4649.99	4672.94	4662.82	4673.24	0.000154	7.15	28059.98	2431.30	0.27
Reach-1	3899		Bridge									
Reach-1	3778	2_year_Existing	4700.00	4649.85	4653.95	4653.95	4654.90	0.003127	8.52	871.18	500.03	0.87
Reach-1	3778	5_year_Existing	10000.00	4649.85	4655.40	4655.40	4656.62	0.002723	10.37	1827.74	718.82	0.87
Reach-1	3778	10_year_Existing	16000.00	4649.85	4656.37	4656.37	4657.96	0.002947	12.32	2528.29	724.47	0.94

HEC-RAS Plan: Existing River: Fountain Creek Reach: Reach-1 (Continued)

Reach	River Sta	Profile	Q Total	Min Ch El	W.S. Elev	Crit W.S.	E.G. Elev	E.G. Slope	Vel Chnl	Flow Area	Top Width	Froude # Chl
			(cfs)	(ft)	(ft)	(ft)	(ft)	(ft/ft)	(ft/s)	(sq ft)	(ft)	
Reach-1	3778	25_year_Existing	25000.00	4649.85	4656.74	4657.52	4659.87	0.005437	17.49	2795.62	726.22	1.29
Reach-1	3778	50_year_Existing	33000.00	4649.85	4659.37	4658.39	4661.13	0.002048	13.80	4733.98	760.38	0.84
Reach-1	3778	100_year_Existin	45000.00	4649.85	4661.26	4659.61	4663.14	0.001736	14.55	6147.23	902.68	0.80
Reach-1	3778	500_year_Existin	74000.00	4649.85	4666.84	4662.08	4667.31	0.000377	9.06	20708.97	2209.13	0.40
Reach-1	3537	2_year_Existing	4700.00	4649.50	4653.45	4652.86	4654.00	0.001454	6.32	1095.92	560.55	0.81
Reach-1	3537	5_year_Existing	10000.00	4649.50	4654.66	4654.25	4655.66	0.001924	8.95	1822.71	619.66	0.74
Reach-1	3537	10_year_Existing	16000.00	4649.50	4655.61	4655.28	4657.09	0.002320	11.14	2419.65	637.45	0.84
Reach-1	3537	25_year_Existing	25000.00	4649.50	4656.69	4656.60	4658.86	0.002803	13.81	3119.04	653.12	0.95
Reach-1	3537	50_year_Existing	33000.00	4649.50	4657.56	4657.56	4660.25	0.003023	15.58	3690.74	662.44	1.01
Reach-1	3537	100_year_Existin	45000.00	4649.50	4658.78	4658.78	4662.14	0.003187	17.64	4509.46	681.57	1.06
Reach-1	3537	500_year_Existin	74000.00	4649.50	4661.81	4661.81	4666.00	0.002801	20.25	6816.94	901.92	1.04
Reach-1	3121	2_year_Existing	4700.00	4649.50	4652.26	4652.26	4653.07	0.003546	7.65	881.46	625.64	0.89
Reach-1	3121	5_year_Existing	10000.00	4649.50	4653.36	4653.36	4654.58	0.003511	9.89	1591.38	674.24	0.95
Reach-1	3121	10_year_Existing	16000.00	4649.50	4654.33	4654.33	4655.92	0.003402	11.54	2269.40	711.42	0.98
Reach-1	3121	25_year_Existing	25000.00	4649.50	4655.49	4655.49	4657.55	0.003387	13.47	3099.82	727.01	1.01
Reach-1	3121	50_year_Existing	33000.00	4649.50	4656.14	4656.37	4658.84	0.003879	15.53	3576.51	735.55	1.10
Reach-1	3121	100_year_Existin	45000.00	4649.50	4657.04	4657.56	4660.59	0.004351	18.01	4254.71	778.66	1.20
Reach-1	3121	500_year_Existin	74000.00	4649.50	4659.39	4660.72	4664.48	0.004341	21.81	6403.51	1038.62	1.25
Reach-1	2627	2_year_Existing	4700.00	4643.50	4647.42	4648.75	4650.44	0.007193	14.05	366.36	153.33	1.35
Reach-1	2627	5_year_Existing	10000.00	4643.50	4649.68	4650.80	4652.55	0.004068	14.92	1263.15	622.26	1.11
Reach-1	2627	10_year_Existing	16000.00	4643.50	4650.82	4651.79	4653.94	0.004047	16.83	2235.16	922.88	1.14
Reach-1	2627	25_year_Existing	25000.00	4643.50	4651.85	4652.95	4655.48	0.004488	19.48	3193.13	933.39	1.23
Reach-1	2627	50_year_Existing	33000.00	4643.50	4652.62	4653.81	4656.60	0.004703	21.25	3919.53	940.26	1.28
Reach-1	2627	100_year_Existin	45000.00	4643.50	4653.56	4654.75	4658.16	0.005112	23.75	4805.39	948.57	1.36
Reach-1	2627	500_year_Existin	74000.00	4643.50	4655.45	4657.64	4661.82	0.006105	29.28	6701.11	1092.34	1.53
Reach-1	2256	2_year_Existing	4700.00	4642.26	4648.10	4645.86	4648.24	0.000381	3.03	1569.70	569.17	0.31
Reach-1	2256	5_year_Existing	10000.00	4642.26	4649.59	4647.24	4649.87	0.000452	4.29	2465.84	672.75	0.36
Reach-1	2256	10_year_Existing	16000.00	4642.26	4650.77	4648.24	4651.20	0.000516	5.35	3368.24	810.08	0.40
Reach-1	2256	25_year_Existing	25000.00	4642.26	4652.10	4649.32	4652.75	0.000598	6.63	4497.85	879.27	0.44
Reach-1	2256	50_year_Existing	33000.00	4642.26	4653.29	4650.28	4654.07	0.000593	7.33	5555.39	899.87	0.45
Reach-1	2256	100_year_Existin	45000.00	4642.26	4654.97	4651.36	4655.91	0.000571	8.13	7210.90	1042.38	0.46
Reach-1	2256	500_year_Existin	74000.00	4642.26	4658.65	4653.65	4659.14	0.000267	6.87	20515.46	2224.44	0.33
Reach-1	2200	2_year_Existing	4700.00	4642.26	4648.00	4645.86	4648.15	0.000426	3.14	1513.53	531.91	0.32
Reach-1	2200	5_year_Existing	10000.00	4642.26	4649.46	4647.23	4649.76	0.000497	4.42	2381.75	650.75	0.37
Reach-1	2200	10_year_Existing	16000.00	4642.26	4650.61	4648.24	4651.07	0.000569	5.52	3210.59	806.23	0.41
Reach-1	2200	25_year_Existing	25000.00	4642.26	4651.91	4649.33	4652.60	0.000662	6.84	4219.67	875.50	0.46
Reach-1	2200	50_year_Existing	33000.00	4642.26	4653.07	4650.18	4653.92	0.000661	7.60	5137.65	896.50	0.47
Reach-1	2200	100_year_Existin	45000.00	4642.26	4654.73	4651.38	4655.75	0.000631	8.42	6462.61	1038.91	0.48
Reach-1	2200	500_year_Existin	74000.00	4642.26	4658.58	4653.61	4659.08	0.000273	6.92	20361.28	2223.12	0.33
Reach-1	2155		Bridge									
Reach-1	2038	2_year_Existing	4700.00	4642.56	4647.50	4646.17	4647.76	0.000943	4.14	1230.19	1578.11	0.48
Reach-1	2038	5_year_Existing	10000.00	4642.56	4648.88	4647.58	4649.28	0.000952	5.26	2190.87	1768.09	0.50
Reach-1	2038	10_year_Existing	16000.00	4642.56	4649.83	4648.46	4650.45	0.001052	6.50	2901.40	1809.35	0.54
Reach-1	2038	25_year_Existing	25000.00	4642.56	4651.30	4649.45	4651.52	0.000376	4.69	9232.57	1864.82	0.34
Reach-1	2038	50_year_Existing	33000.00	4642.56	4652.26	4650.01	4652.54	0.000401	5.36	10894.42	1981.56	0.36
Reach-1	2038	100_year_Existin	45000.00	4642.56	4653.52	4650.01	4653.85	0.000394	5.94	14373.97	2189.56	0.37
Reach-1	2038	500_year_Existin	74000.00	4642.56	4655.79	4650.66	4656.29	0.000442	7.41	20142.32	2693.98	0.40
Reach-1	1524	2_year_Existing	4700.00	4640.32	4645.35	4645.35	4646.67	0.002854	11.56	1391.13	797.61	0.91
Reach-1	1524	5_year_Existing	10000.00	4640.32	4647.39	4647.39	4648.41	0.002015	12.20	4498.13	1749.58	0.81
Reach-1	1524	10_year_Existing	16000.00	4640.32	4648.19	4648.19	4649.45	0.002541	14.71	5909.46	1774.13	0.92
Reach-1	1524	25_year_Existing	25000.00	4640.32	4649.12	4649.12	4650.69	0.003142	17.61	7559.03	1797.03	1.05
Reach-1	1524	50_year_Existing	33000.00	4640.32	4649.78	4649.78	4651.61	0.003609	19.81	8752.71	1820.52	1.14
Reach-1	1524	100_year_Existin	45000.00	4640.32	4650.69	4650.69	4652.83	0.004062	22.34	10445.92	1902.86	1.22
Reach-1	1524	500_year_Existin	74000.00	4640.32	4653.46	4652.56	4655.38	0.003197	23.21	16150.12	2182.59	1.13
Reach-1	1203	2_year_Existing	4700.00	4639.50	4645.08	4642.68	4645.37	0.000427	4.56	2256.59	1318.06	0.36
Reach-1	1203	5_year_Existing	10000.00	4639.50	4646.94	4644.78	4647.34	0.000475	5.91	5385.79	1880.18	0.39
Reach-1	1203	10_year_Existing	16000.00	4639.50	4647.58	4646.34	4648.29	0.000799	8.12	6610.45	1979.62	0.52
Reach-1	1203	25_year_Existing	25000.00	4639.50	4648.53	4647.51	4649.61	0.001111	10.36	8571.12	2093.58	0.62
Reach-1	1203	50_year_Existing	33000.00	4639.50	4649.37	4648.35	4650.66	0.001247	11.68	10349.80	2159.46	0.67
Reach-1	1203	100_year_Existin	45000.00	4639.50	4650.09	4649.37	4651.90	0.001662	14.16	11930.94	2284.79	0.78
Reach-1	1203	500_year_Existin	74000.00	4639.50	4651.96		4654.51	0.002052	17.63	18328.13	2401.89	0.90
Reach-1	1051	2_year_Existing	4700.00	4637.50	4645.02	4642.92	4645.31	0.000397	5.16	2975.57	1233.79	0.35
Reach-1	1051	5_year_Existing	10000.00	4637.50	4646.86	4644.80	4647.27	0.000506	6.86	6507.10	2236.67	0.42
Reach-1	1051	10_year_Existing	16000.00	4637.50	4647.48	4646.55	4648.16	0.000865	9.40	7850.27	2256.89	0.55
Reach-1	1051	25_year_Existing	25000.00	4637.50	4648.43	4647.54	4649.37	0.001158	11.64	10074.74	2361.51	0.65
Reach-1	1051	50_year_Existing	33000.00	4637.50	4649.30	4648.26	4650.35	0.001258	12.83	12169.64	2446.36	0.69
Reach-1	1051	100_year_Existin	45000.00	4637.50	4650.05	4649.17	4651.43	0.001620	15.22	14044.91	2569.33	0.79
Reach-1	1051	500_year_Existin	74000.00	4637.50	4652.09	4650.90	4653.79	0.001863	18.17	19347.94	2657.34	0.87
Reach-1	842		Bridge									

HEC-RAS Plan: Existing River: Fountain Creek Reach: Reach-1 (Continued)

Reach	River Sta	Profile	Q Total	Min Ch El	W.S. Elev	Crit W.S.	E.G. Elev	E.G. Slope	Vel Chnl	Flow Area	Top Width	Froude # Chl
			(cfs)	(ft)	(ft)	(ft)	(ft)	(ft/ft)	(ft/s)	(sq ft)	(ft)	
Reach-1	828	2_year_Existing	4700.00	4638.15	4643.40	4643.40	4644.49	0.002270	9.32	1304.28	901.62	0.79
Reach-1	828	5_year_Existing	10000.00	4638.15	4644.48	4645.09	4646.36	0.003449	13.32	2766.44	2127.85	1.01
Reach-1	828	10_year_Existing	16000.00	4638.15	4645.12	4645.86	4647.51	0.004422	16.25	4245.50	2373.39	1.17
Reach-1	828	25_year_Existing	25000.00	4638.15	4645.85	4646.73	4648.69	0.005284	19.17	6015.51	2456.69	1.30
Reach-1	828	50_year_Existing	33000.00	4638.15	4646.37	4647.32	4649.55	0.005908	21.29	7306.98	2593.75	1.39
Reach-1	828	100_year_Existing	45000.00	4638.15	4647.27	4648.09	4650.31	0.005535	22.28	9768.90	2813.54	1.37
Reach-1	828	500_year_Existing	74000.00	4638.15	4649.62	4649.62	4652.01	0.003911	22.16	16895.60	3159.25	1.20
Reach-1	452	2_year_Existing	4700.00	4636.45	4638.45	4639.39	4641.79	0.025848	14.69	323.29	250.64	2.22
Reach-1	452	5_year_Existing	10000.00	4636.45	4639.76	4640.91	4643.58	0.012080	15.76	682.17	298.14	1.70
Reach-1	452	10_year_Existing	16000.00	4636.45	4641.28	4641.89	4645.08	0.006704	15.84	1195.76	379.05	1.36
Reach-1	452	25_year_Existing	25000.00	4636.45	4643.41	4644.72	4646.86	0.003731	15.53	2851.88	1374.29	1.09
Reach-1	452	50_year_Existing	33000.00	4636.45	4644.53	4645.58	4647.91	0.003193	16.01	4958.36	2583.20	1.03
Reach-1	452	100_year_Existing	45000.00	4636.45	4645.77	4646.59	4648.88	0.002729	16.40	8222.07	2694.40	0.98
Reach-1	452	500_year_Existing	74000.00	4636.45	4646.48	4648.58	4650.98	0.001912	16.44	16734.98	3435.75	0.88

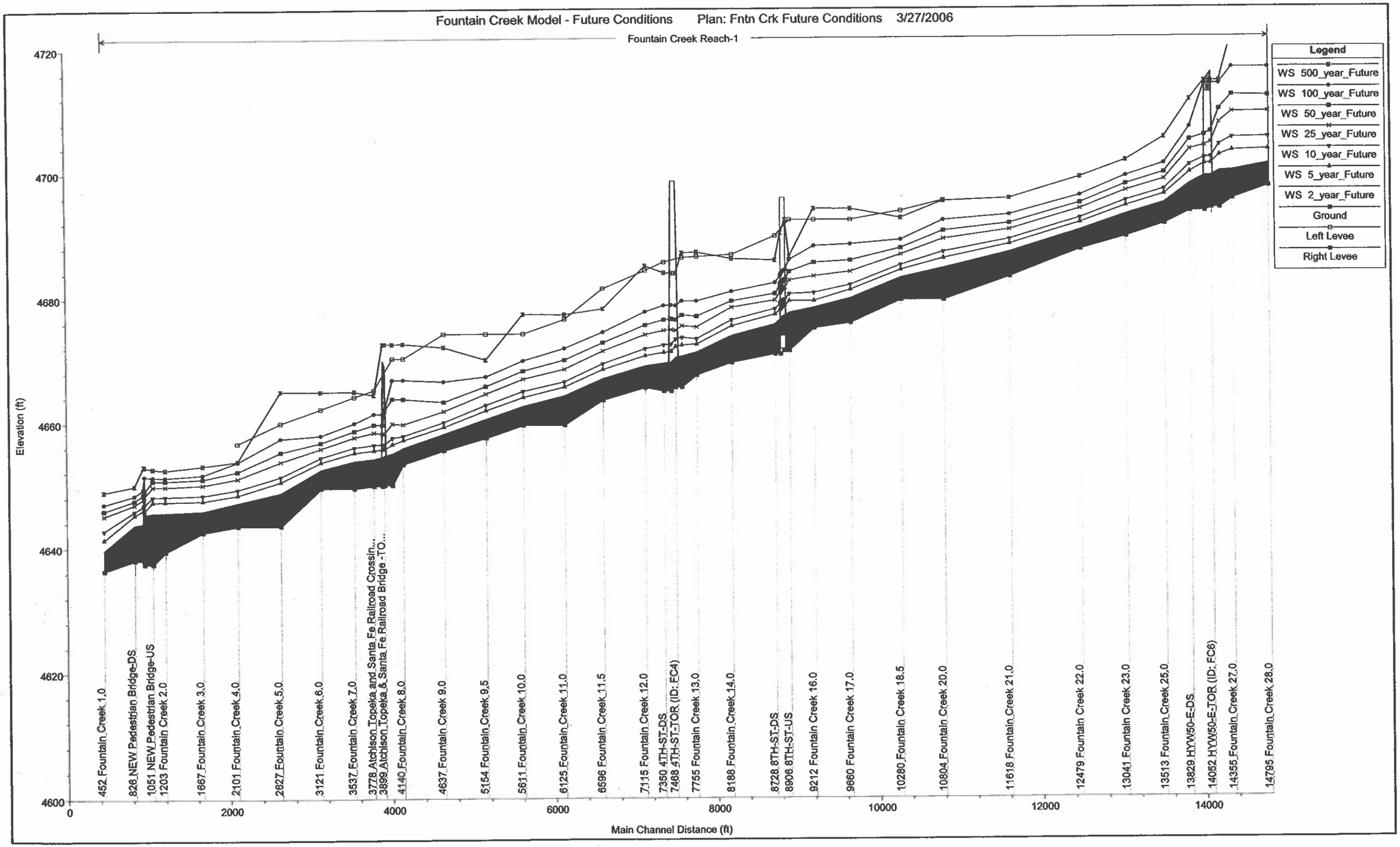
Fountain Creek Model - Future Conditions
Plan: Fntn Crk Future Conditions 3/27/2006
Fountain Creek Reach-1
Legend
WS 500_year_Future
WS 100_year_Future
WS 50_year_Future
WS 25_year_Future
WS 10_year_Future
WS 5_year_Future
WS 2_year_Future
Ground
Left Levee
Right Levee
Elevation (ft)
4720
4700
4680
4660
4640
4620
4600
0
2000
4000
6000
8000
10000
12000
14000
Main Channel Distance (ft)
452 Fountain Creek 1.0
828 NEW Pedestrian Bridge-DS
1051 NEW Pedestrian Bridge-US
1203 Fountain Creek 2.0
1667 Fountain Creek 3.0
2101 Fountain Creek 4.0
2627 Fountain Creek 5.0
3121 Fountain Creek 6.0
3537 Fountain Creek 7.0
3778 Atchison Topeka and Santa Fe Railroad Crossin...
3899 Atchison Topeka & Santa Fe Railroad Bridge - TO...
4140 Fountain Creek 8.0
4637 Fountain Creek 9.0
5154 Fountain Creek 9.5
5611 Fountain Creek 10.0
6125 Fountain Creek 11.0
6596 Fountain Creek 11.5
7115 Fountain Creek 12.0
7350 4TH-ST-DS
7488 4TH-ST-TOR (ID: FC4)
7755 Fountain Creek 13.0
8188 Fountain Creek 14.0
8728 8TH-ST-DS
8906 8TH-ST-US
9212 Fountain Creek 16.0
9660 Fountain Creek 17.0
10280 Fountain Creek 18.5
10804 Fountain Creek 20.0
11618 Fountain Creek 21.0
12479 Fountain Creek 22.0
13041 Fountain Creek 23.0
13513 Fountain Creek 25.0
13829 HYW50-E-DS
14052 HYW50-E-TOR (ID: FC6)
14355 Fountain Creek 27.0
14795 Fountain Creek 28.0

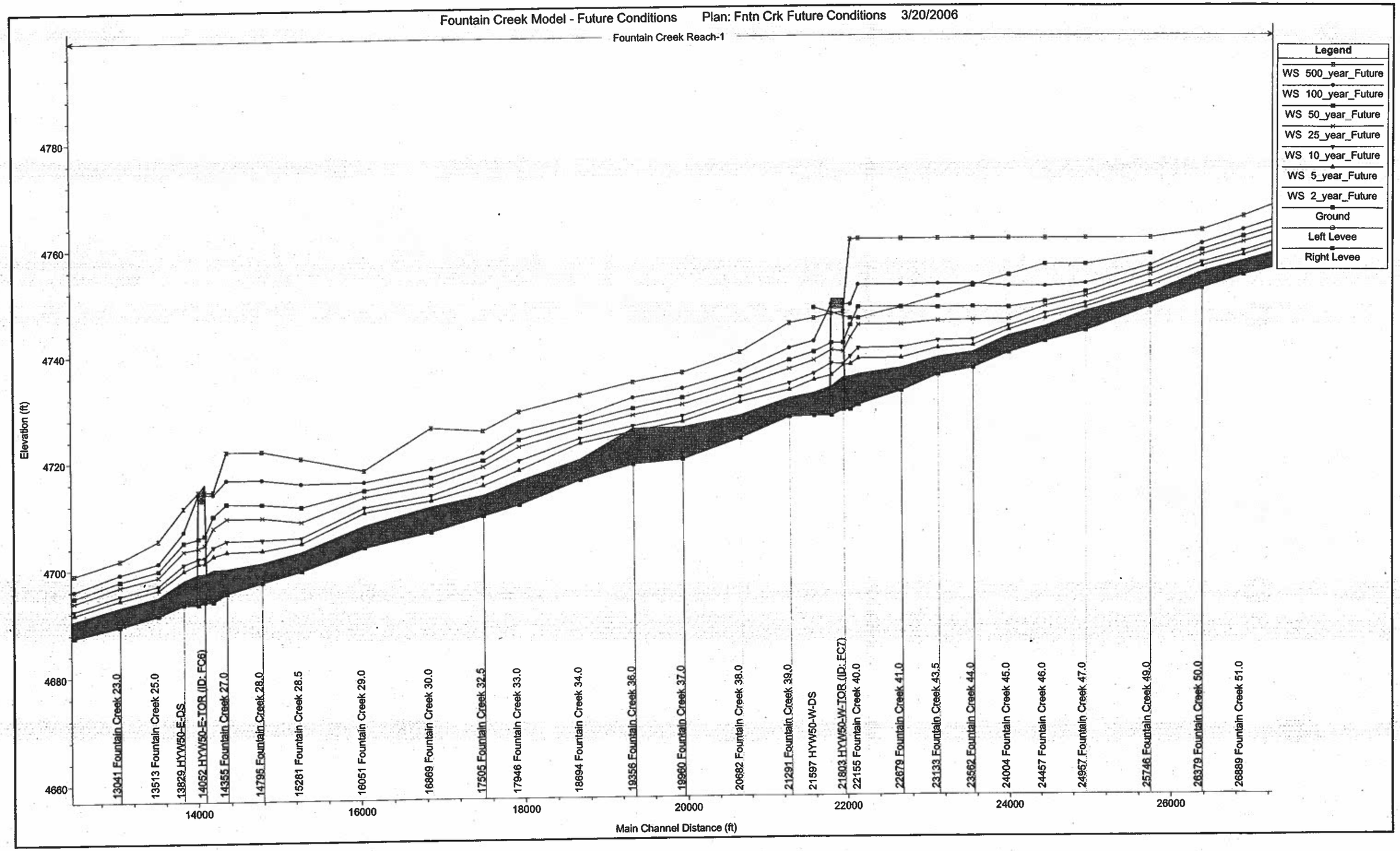
Fountain Creek Model - Future Conditions
Plan: Fntn Crk Future Conditions 3/20/2006
Fountain Creek Reach-1
Legend
WS 500_year_Future
WS 100_year_Future
WS 50_year_Future
WS 25_year_Future
WS 10_year_Future
WS 5_year_Future
WS 2_year_Future
Ground
Left Levee
Right Levee
Elevation (ft)
4660
4680
4700
4720
4740
4760
4780
Main Channel Distance (ft)
14000
16000
18000
20000
22000
24000
26000
13041 Fountain Creek 23.0
13513 Fountain Creek 25.0
13829 HYW50-E-DS
14052 HYW50-E-TOR (ID: FC6)
14355 Fountain Creek 27.0
14795 Fountain Creek 28.0
15281 Fountain Creek 28.5
16051 Fountain Creek 29.0
16869 Fountain Creek 30.0
17505 Fountain Creek 32.5
17946 Fountain Creek 33.0
18694 Fountain Creek 34.0
19356 Fountain Creek 36.0
19960 Fountain Creek 37.0
20682 Fountain Creek 38.0
21291 Fountain Creek 39.0
21597 HYW50-W-DS
21803 HYW50-W-TOR (ID: FC7)
22155 Fountain Creek 40.0
22679 Fountain Creek 41.0
23133 Fountain Creek 43.5
23562 Fountain Creek 44.0
24004 Fountain Creek 45.0
24457 Fountain Creek 46.0
24957 Fountain Creek 47.0
25746 Fountain Creek 49.0
26379 Fountain Creek 50.0
26889 Fountain Creek 51.0

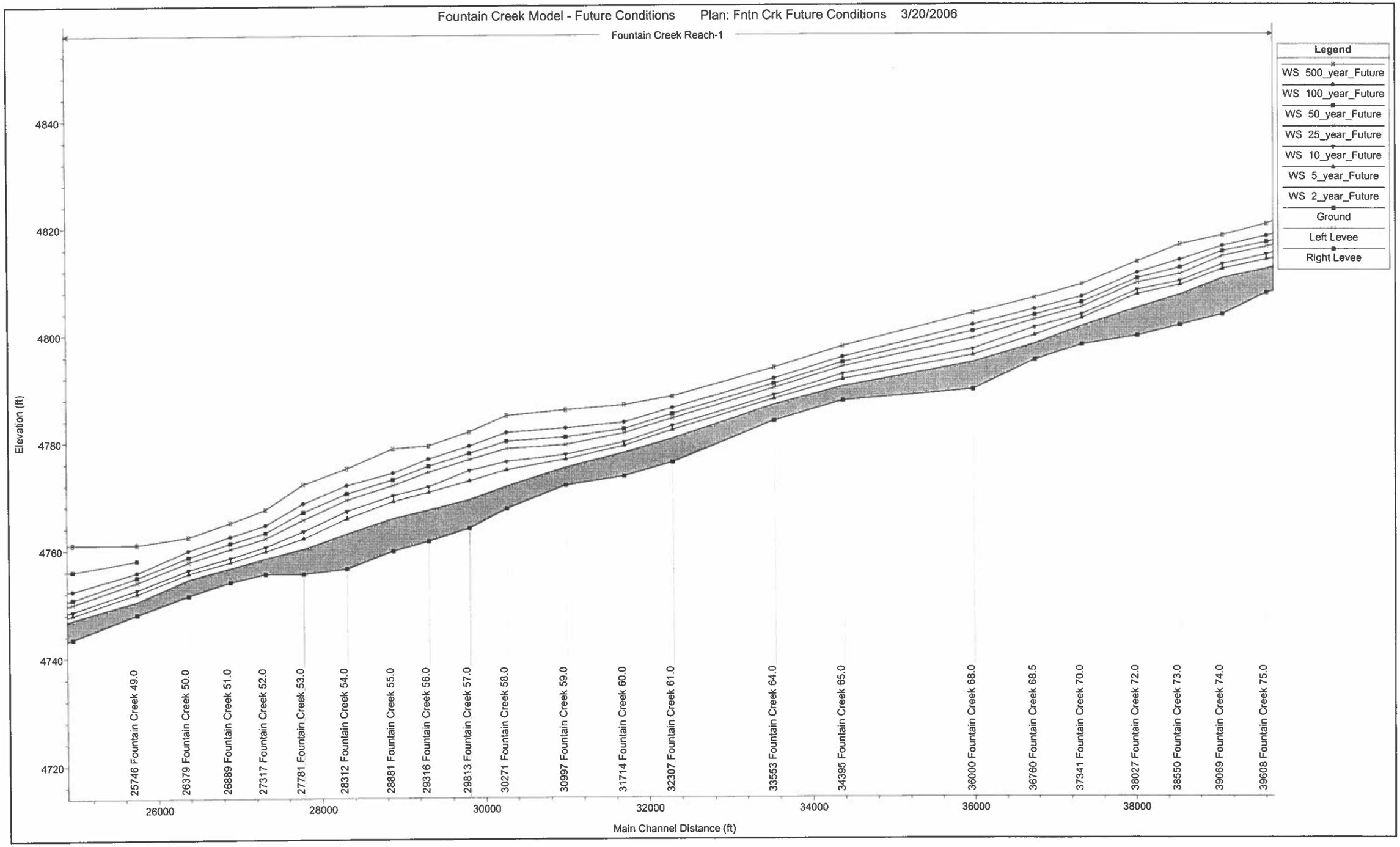
Fountain Creek Model - Future Conditions Plan: Fntn Crk Future Conditions 3/20/2006
Fountain Creek Reach-1
Legend
WS 500_year_Future
WS 100_year_Future
WS 50_year_Future
WS 25_year_Future
WS 10_year_Future
WS 5_year_Future
WS 2_year_Future
Ground
Left Levee
Right Levee
Elevation (ft)
4840
4820
4800
4780
4760
4740
4720
25746 Fountain Creek 49.0
26379 Fountain Creek 50.0
26889 Fountain Creek 51.0
27317 Fountain Creek 52.0
27781 Fountain Creek 53.0
28312 Fountain Creek 54.0
28881 Fountain Creek 55.0
29316 Fountain Creek 56.0
29813 Fountain Creek 57.0
30271 Fountain Creek 58.0
30997 Fountain Creek 59.0
31714 Fountain Creek 60.0
32307 Fountain Creek 61.0
33553 Fountain Creek 64.0
34395 Fountain Creek 65.0
36000 Fountain Creek 68.0
36760 Fountain Creek 68.5
37341 Fountain Creek 70.0
38027 Fountain Creek 72.0
38550 Fountain Creek 73.0
39069 Fountain Creek 74.0
39608 Fountain Creek 75.0
26000
28000
30000
32000
34000
36000
38000
Main Channel Distance (ft)

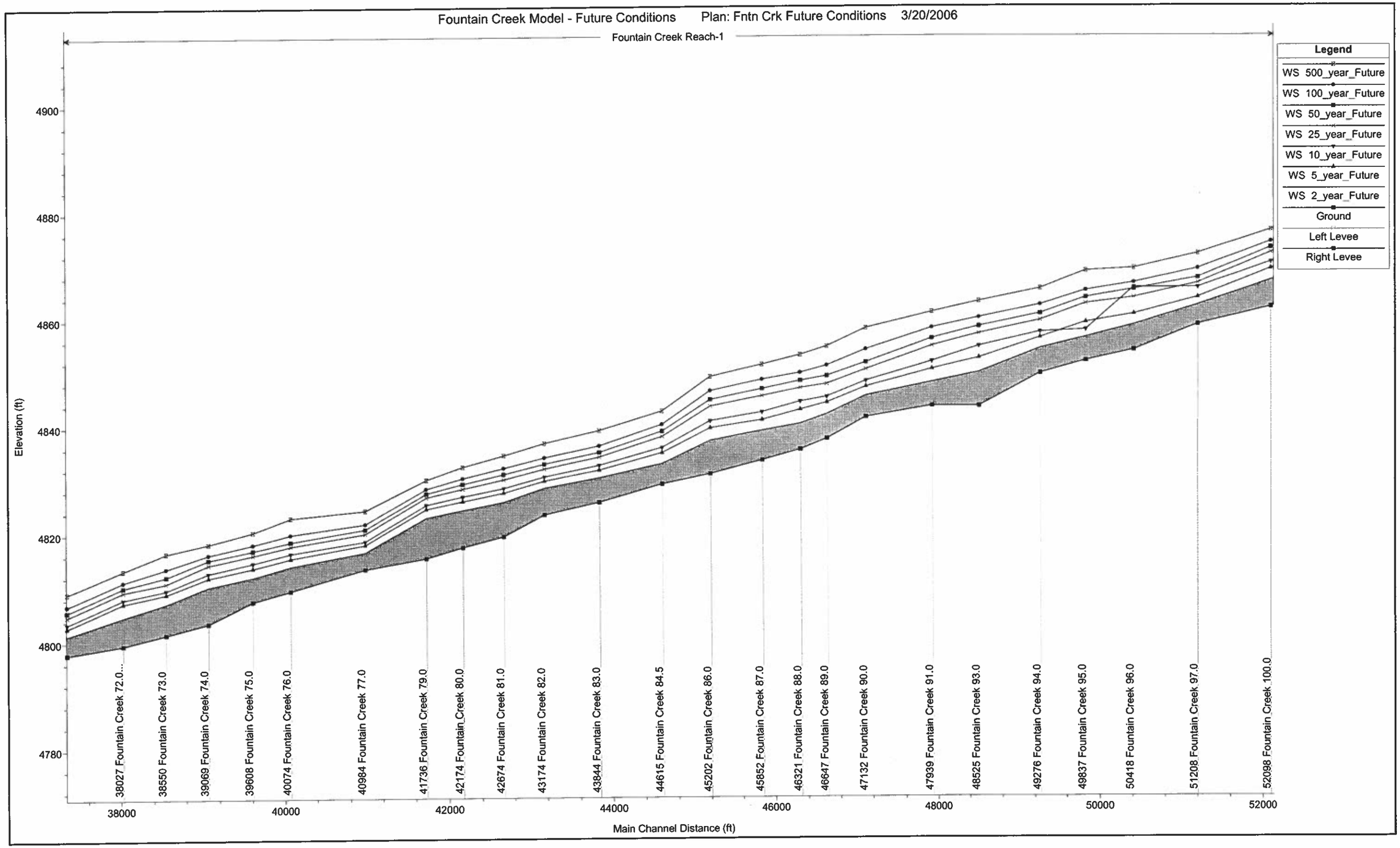
Fountain Creek Model - Future Conditions
Plan: Fntn Crk Future Conditions 3/20/2006
Fountain Creek Reach-1
Legend
WS 500_year_Future
WS 100_year_Future
WS 50_year_Future
WS 25_year_Future
WS 10_year_Future
WS 5_year_Future
WS 2_year_Future
Ground
Left Levee
Right Levee
Elevation (ft)
4900
4880
4860
4840
4820
4800
4780
38027 Fountain Creek 72.0...
38550 Fountain Creek 73.0
39069 Fountain Creek 74.0
39608 Fountain Creek 75.0
40074 Fountain Creek 76.0
40984 Fountain Creek 77.0
41736 Fountain Creek 79.0
42174 Fountain Creek 80.0
42674 Fountain Creek 81.0
43174 Fountain Creek 82.0
43844 Fountain Creek 83.0
44615 Fountain Creek 84.5
45202 Fountain Creek 86.0
45852 Fountain Creek 87.0
46321 Fountain Creek 88.0
46647 Fountain Creek 89.0
47132 Fountain Creek 90.0
47939 Fountain Creek 91.0
48525 Fountain Creek 93.0
49276 Fountain Creek 94.0
49837 Fountain Creek 95.0
50418 Fountain Creek 96.0
51208 Fountain Creek 97.0
52098 Fountain Creek 100.0
38000
40000
42000
44000
46000
48000
50000
52000
Main Channel Distance (ft)

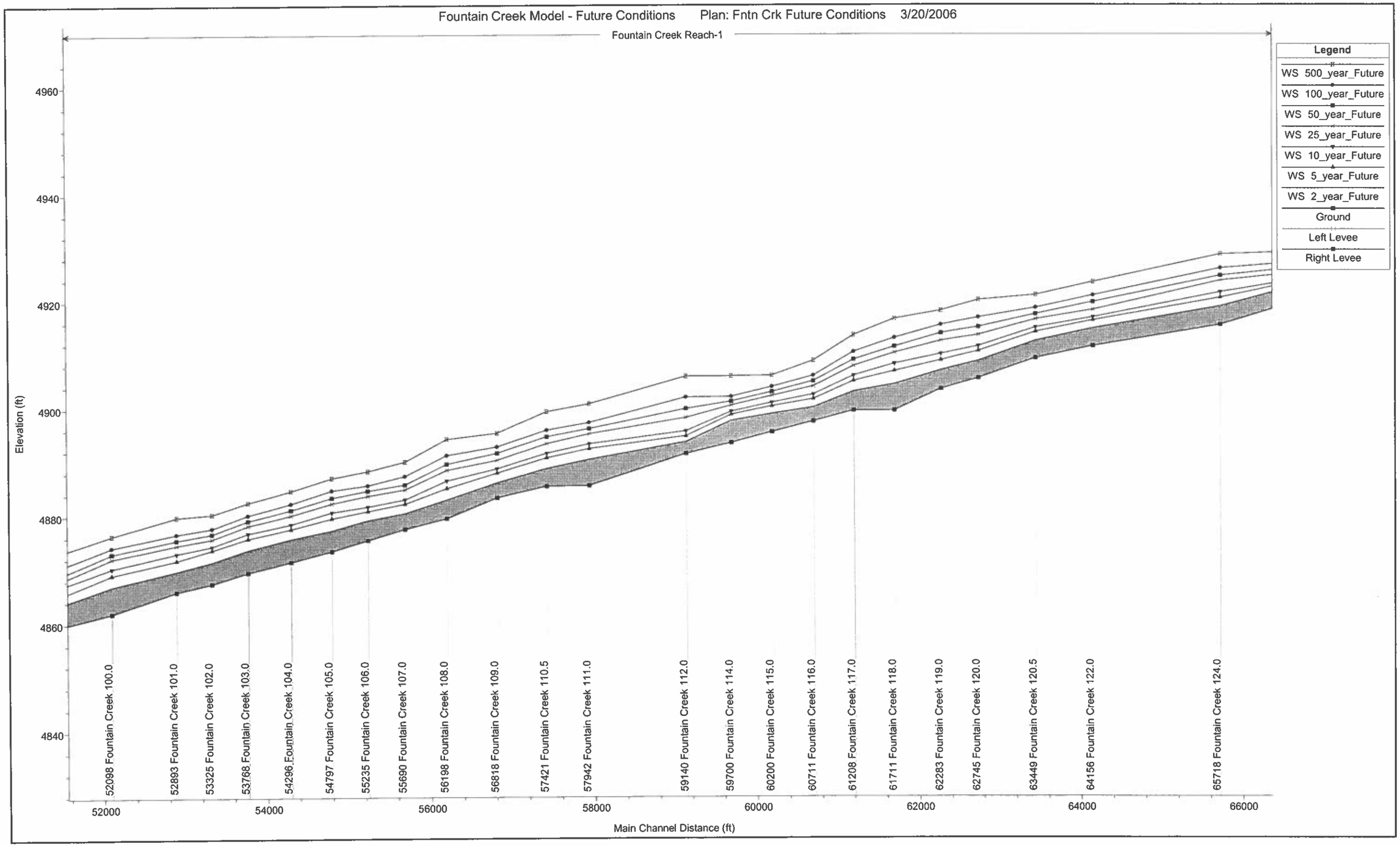
Fountain Creek Model - Future Conditions Plan: Fntn Crk Future Conditions 3/20/2006
Fountain Creek Reach-1
Legend
WS 500_year_Future
WS 100_year_Future
WS 50_year_Future
WS 25_year_Future
WS 10_year_Future
WS 5_year_Future
WS 2_year_Future
Ground
Left Levee
Right Levee
Elevation (ft)
4960
4940
4920
4900
4880
4860
4840
52098 Fountain Creek 100.0
52893 Fountain Creek 101.0
53325 Fountain Creek 102.0
53768 Fountain Creek 103.0
54296 Fountain Creek 104.0
54797 Fountain Creek 105.0
55235 Fountain Creek 106.0
55690 Fountain Creek 107.0
56198 Fountain Creek 108.0
56818 Fountain Creek 109.0
57421 Fountain Creek 110.5
57942 Fountain Creek 111.0
59140 Fountain Creek 112.0
59700 Fountain Creek 114.0
60200 Fountain Creek 115.0
60711 Fountain Creek 116.0
61208 Fountain Creek 117.0
61711 Fountain Creek 118.0
62283 Fountain Creek 119.0
62745 Fountain Creek 120.0
63449 Fountain Creek 120.5
64156 Fountain Creek 122.0
65718 Fountain Creek 124.0
52000
54000
56000
58000
60000
62000
64000
66000
Main Channel Distance (ft)

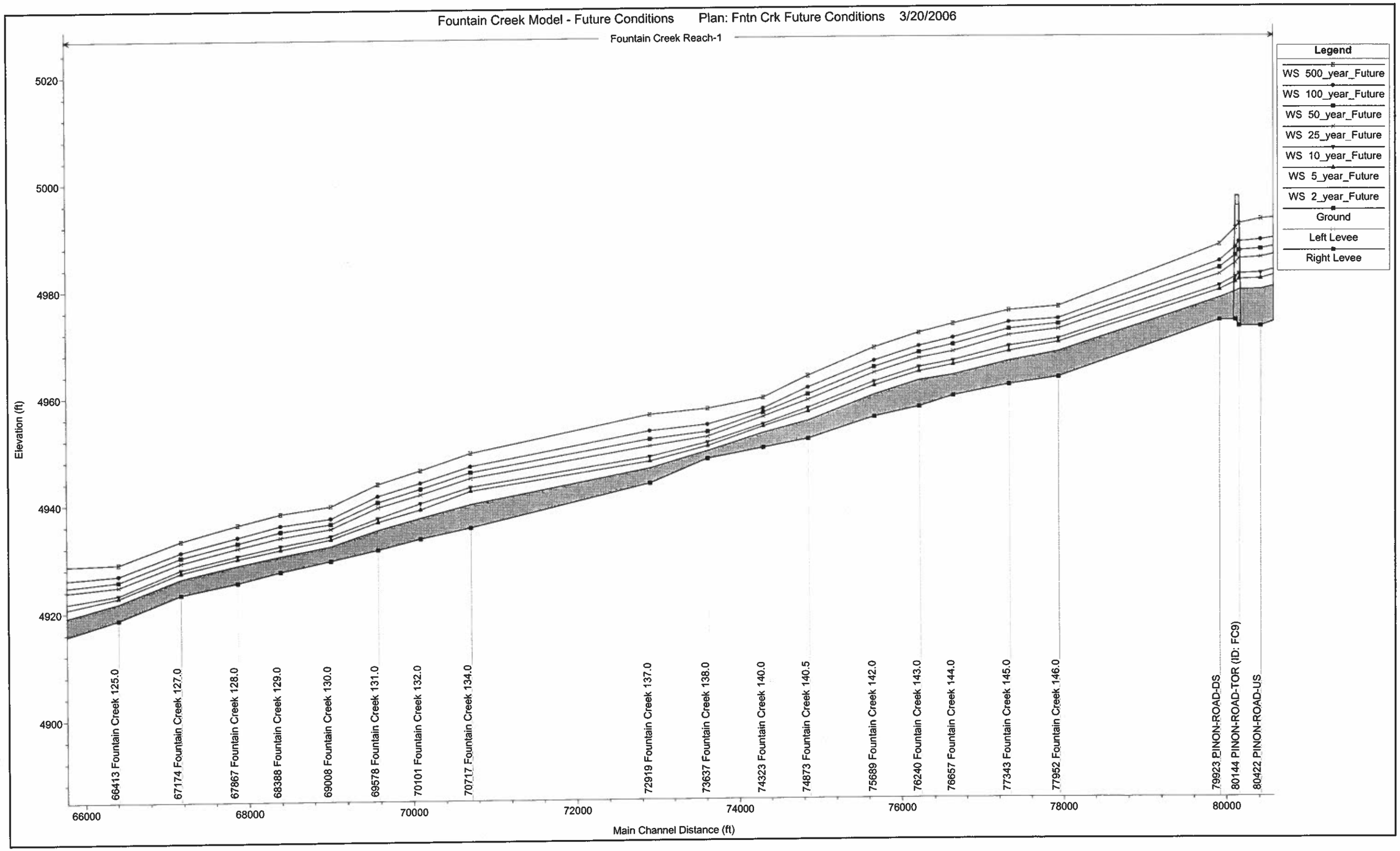
Fountain Creek Model - Future Conditions
Plan: Fntn Crk Future Conditions 3/20/2006
Fountain Creek Reach-1
Legend
WS 500_year_Future
WS 100_year_Future
WS 50_year_Future
WS 25_year_Future
WS 10_year_Future
WS 5_year_Future
WS 2_year_Future
Ground
Left Levee
Right Levee
Elevation (ft)
5020
5000
4980
4960
4940
4920
4900
66413 Fountain Creek 125.0
67174 Fountain Creek 127.0
67867 Fountain Creek 128.0
68388 Fountain Creek 129.0
69008 Fountain Creek 130.0
69578 Fountain Creek 131.0
70101 Fountain Creek 132.0
70717 Fountain Creek 134.0
72919 Fountain Creek 137.0
73637 Fountain Creek 138.0
74323 Fountain Creek 140.0
74873 Fountain Creek 140.5
75689 Fountain Creek 142.0
76240 Fountain Creek 143.0
76657 Fountain Creek 144.0
77343 Fountain Creek 145.0
77952 Fountain Creek 146.0
79923 PINON-ROAD-DS
80144 PINON-ROAD-TOR (ID: FC9)
80422 PINON-ROAD-US
66000
68000
70000
72000
74000
76000
78000
80000
Main Channel Distance (ft)

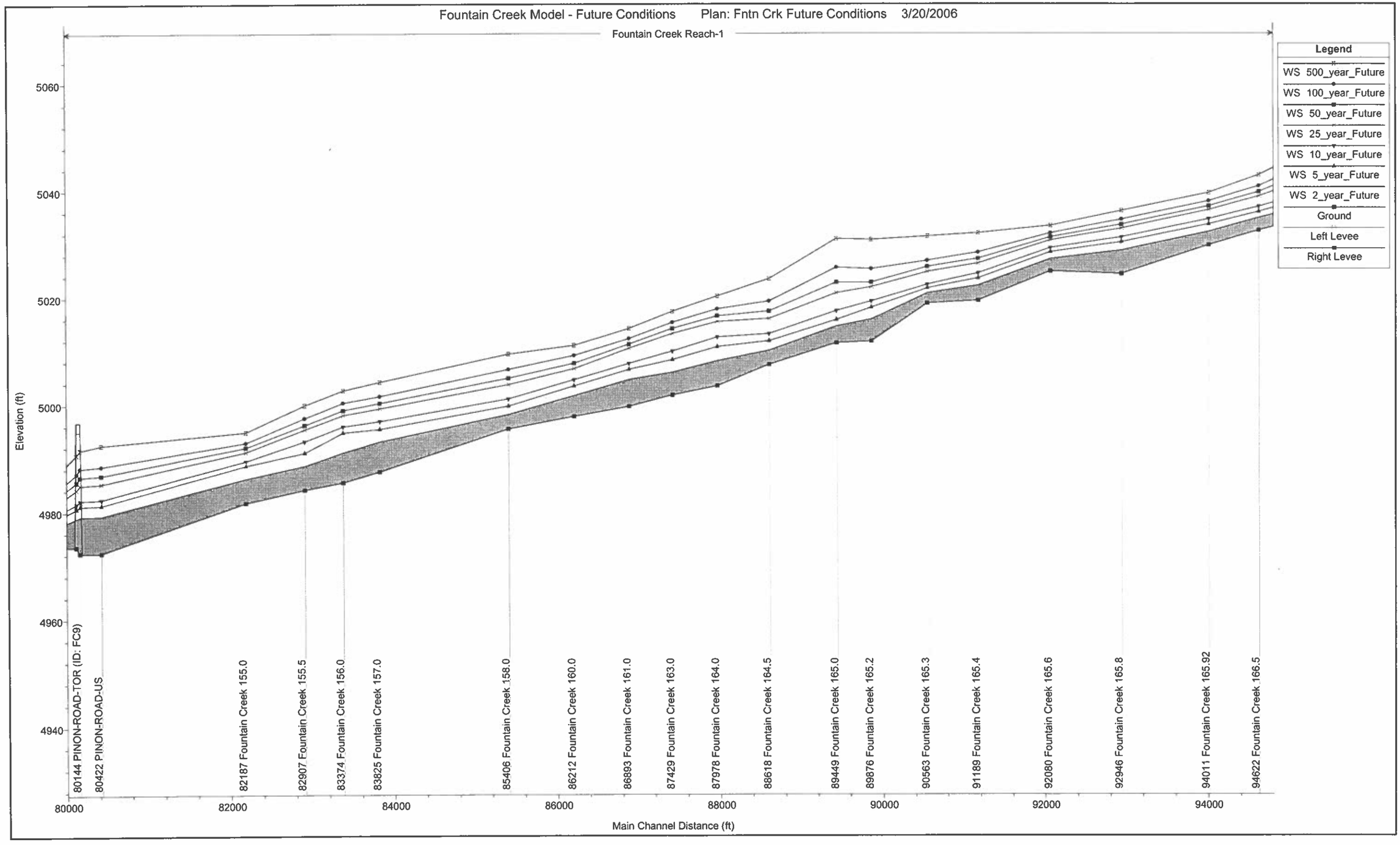
Fountain Creek Model - Future Conditions Plan: Fntn Crk Future Conditions 3/20/2006
Fountain Creek Reach-1
Legend
WS 500_year_Future
WS 100_year_Future
WS 50_year_Future
WS 25_year_Future
WS 10_year_Future
WS 5_year_Future
WS 2_year_Future
Ground
Left Levee
Right Levee
Elevation (ft)
5060
5040
5020
5000
4980
4960
4940
80144 PINON-ROAD-TOR (ID: FC9)
80422 PINON-ROAD-US
82187 Fountain Creek 155.0
82907 Fountain Creek 155.5
83374 Fountain Creek 156.0
83825 Fountain Creek 157.0
85406 Fountain Creek 158.0
86212 Fountain Creek 160.0
86893 Fountain Creek 161.0
87429 Fountain Creek 163.0
87978 Fountain Creek 164.0
88618 Fountain Creek 164.5
89449 Fountain Creek 165.0
89876 Fountain Creek 165.2
90563 Fountain Creek 165.3
91189 Fountain Creek 165.4
92080 Fountain Creek 165.6
92946 Fountain Creek 165.8
94011 Fountain Creek 165.92
94622 Fountain Creek 166.5
80000
82000
84000
86000
88000
90000
92000
94000
Main Channel Distance (ft)

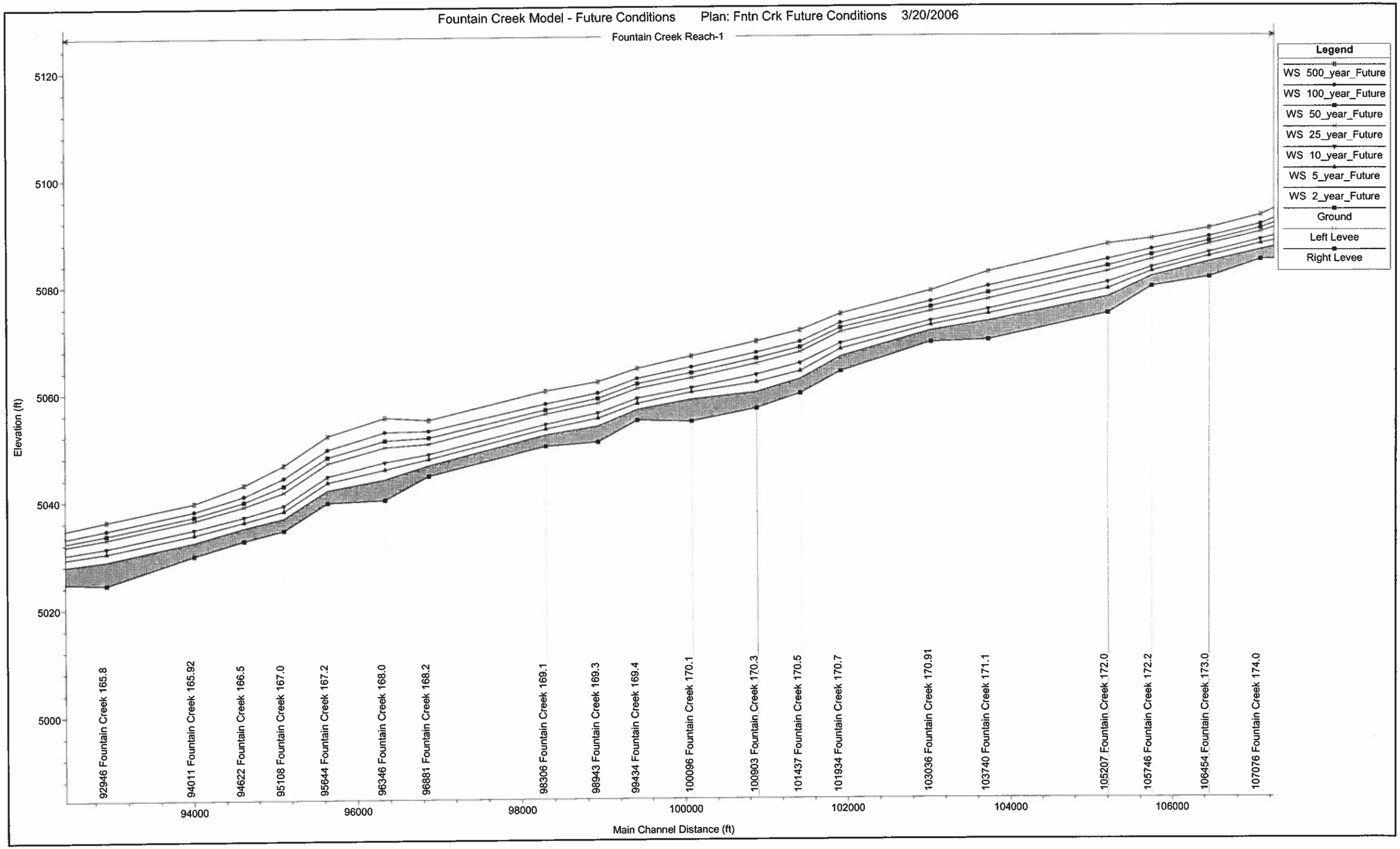
Fountain Creek Model - Future Conditions
Plan: Fntn Crk Future Conditions 3/20/2006
Fountain Creek Reach-1
Legend
WS 500_year_Future
WS 100_year_Future
WS 50_year_Future
WS 25_year_Future
WS 10_year_Future
WS 5_year_Future
WS 2_year_Future
Ground
Left Levee
Right Levee
Elevation (ft)
5120
5100
5080
5060
5040
5020
5000
92946 Fountain Creek 165.8
94011 Fountain Creek 165.92
94622 Fountain Creek 166.5
95108 Fountain Creek 167.0
95644 Fountain Creek 167.2
96346 Fountain Creek 168.0
96881 Fountain Creek 168.2
98306 Fountain Creek 169.1
98943 Fountain Creek 169.3
99434 Fountain Creek 169.4
100096 Fountain Creek 170.1
100903 Fountain Creek 170.3
101437 Fountain Creek 170.5
101934 Fountain Creek 170.7
103036 Fountain Creek 170.91
103740 Fountain Creek 171.1
105207 Fountain Creek 172.0
105746 Fountain Creek 172.2
106454 Fountain Creek 173.0
107076 Fountain Creek 174.0
94000
96000
98000
100000
102000
104000
106000
Main Channel Distance (ft)

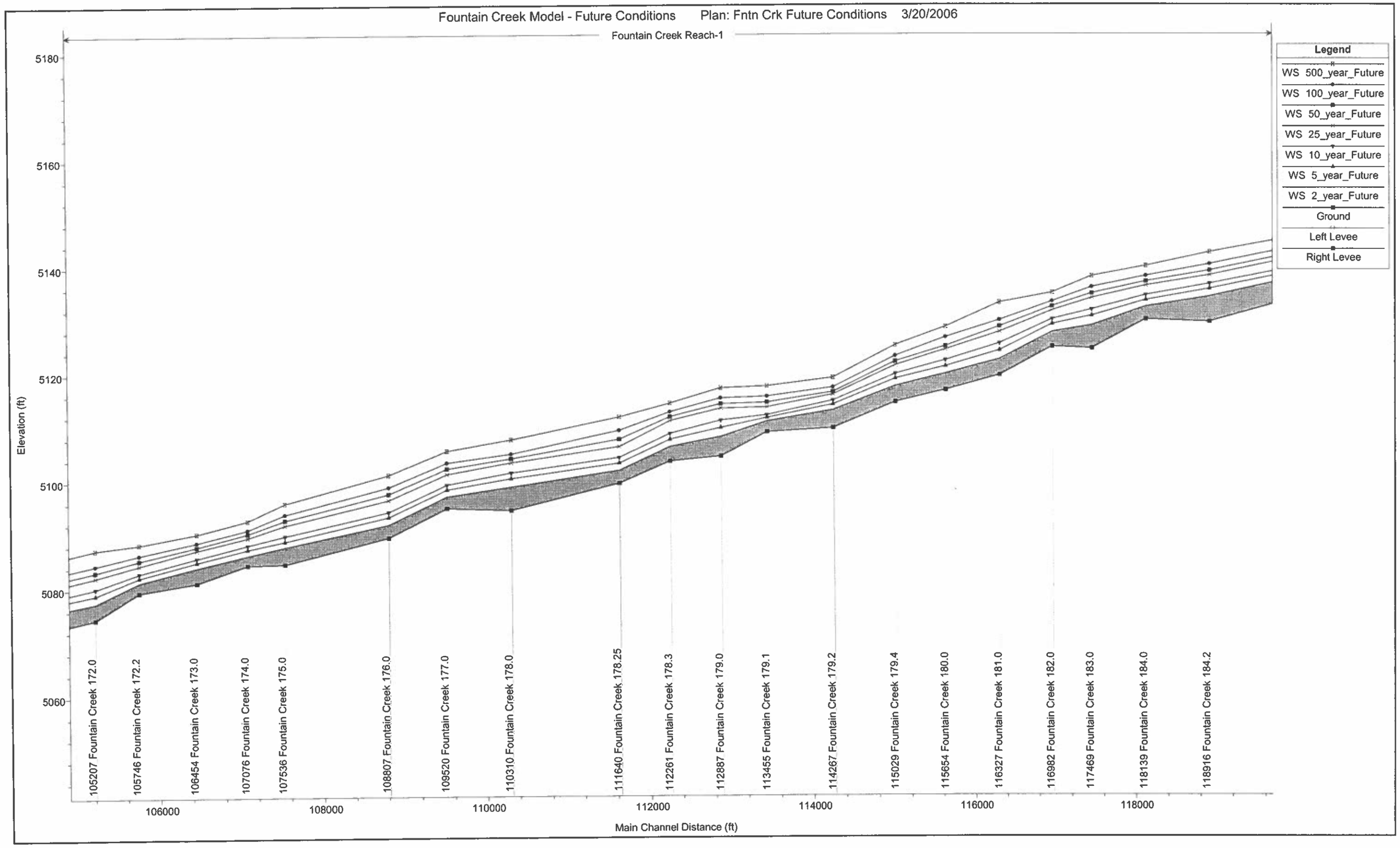
Fountain Creek Model - Future Conditions
Plan: Fntn Crk Future Conditions 3/20/2006
Fountain Creek Reach-1
Legend
WS 500_year_Future
WS 100_year_Future
WS 50_year_Future
WS 25_year_Future
WS 10_year_Future
WS 5_year_Future
WS 2_year_Future
Ground
Left Levee
Right Levee
Elevation (ft)
5180
5160
5140
5120
5100
5080
5060
105207 Fountain Creek 172.0
105746 Fountain Creek 172.2
106454 Fountain Creek 173.0
107076 Fountain Creek 174.0
107536 Fountain Creek 175.0
108807 Fountain Creek 176.0
109520 Fountain Creek 177.0
110310 Fountain Creek 178.0
111640 Fountain Creek 178.25
112261 Fountain Creek 178.3
112887 Fountain Creek 179.0
113455 Fountain Creek 179.1
114267 Fountain Creek 179.2
115029 Fountain Creek 179.4
115654 Fountain Creek 180.0
116327 Fountain Creek 181.0
116982 Fountain Creek 182.0
117469 Fountain Creek 183.0
118139 Fountain Creek 184.0
118916 Fountain Creek 184.2
106000
108000
110000
112000
114000
116000
118000
Main Channel Distance (ft)

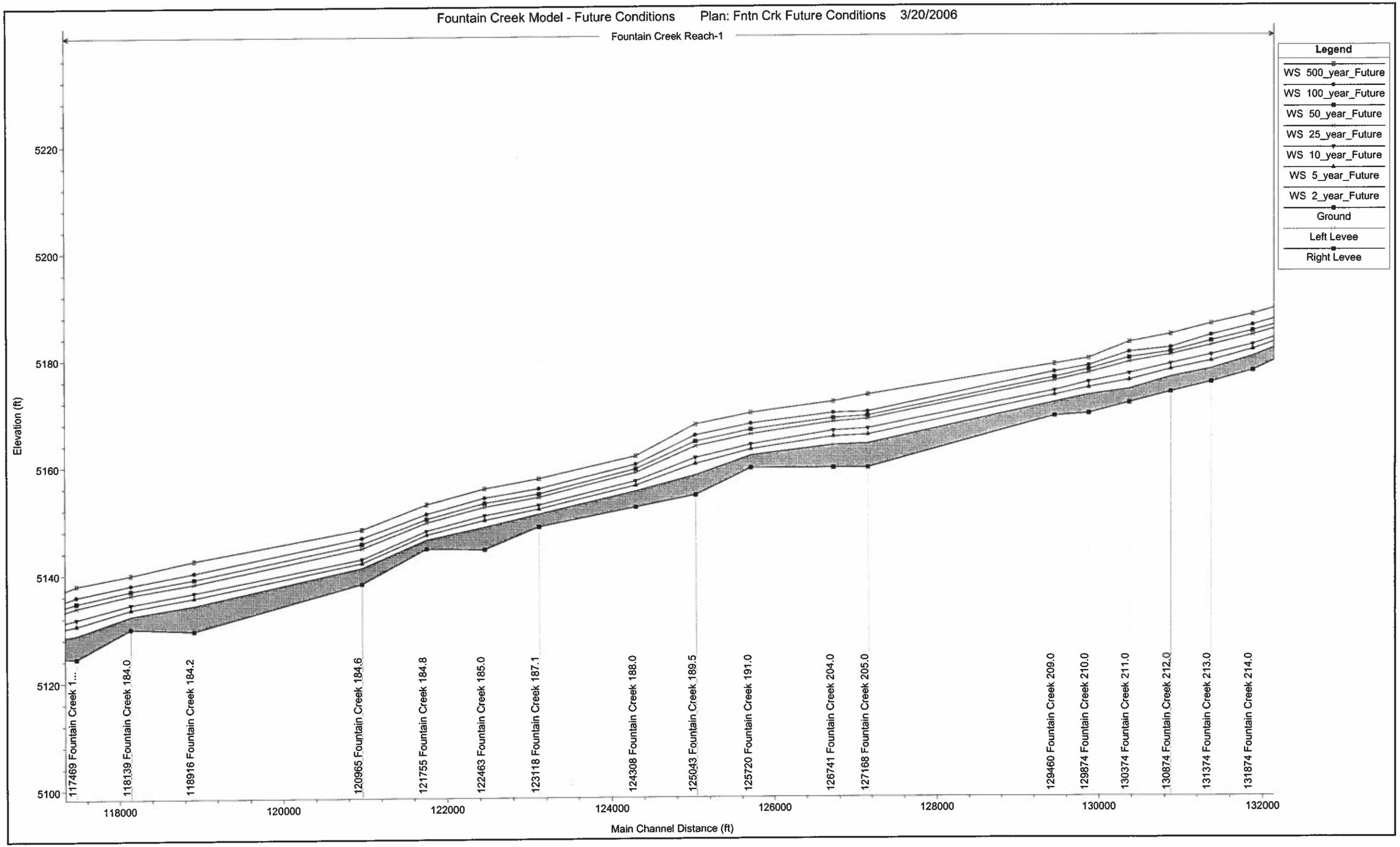
Fountain Creek Model - Future Conditions
Plan: Fntn Crk Future Conditions 3/20/2006
Fountain Creek Reach-1
Legend
WS 500_year_Future
WS 100_year_Future
WS 50_year_Future
WS 25_year_Future
WS 10_year_Future
WS 5_year_Future
WS 2_year_Future
Ground
Left Levee
Right Levee
Elevation (ft)
5220
5200
5180
5160
5140
5120
5100
117469 Fountain Creek 1...
118139 Fountain Creek 184.0
118916 Fountain Creek 184.2
120965 Fountain Creek 184.6
121755 Fountain Creek 184.8
122463 Fountain Creek 185.0
123118 Fountain Creek 187.1
124308 Fountain Creek 188.0
125043 Fountain Creek 189.5
125720 Fountain Creek 191.0
126741 Fountain Creek 204.0
127168 Fountain Creek 205.0
129460 Fountain Creek 209.0
129874 Fountain Creek 210.0
130374 Fountain Creek 211.0
130874 Fountain Creek 212.0
131374 Fountain Creek 213.0
131874 Fountain Creek 214.0
118000
120000
122000
124000
126000
128000
130000
132000
Main Channel Distance (ft)

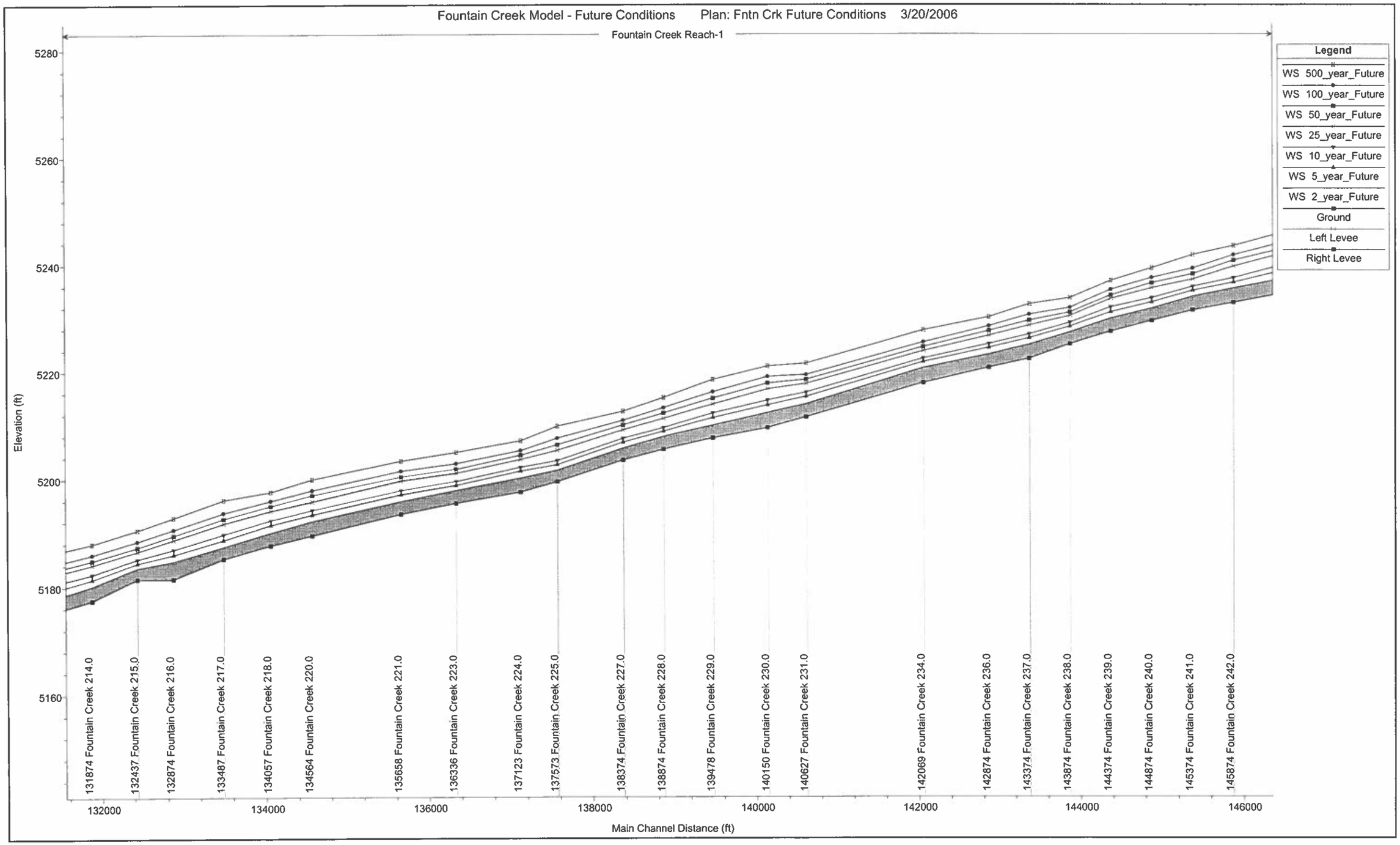
Fountain Creek Model - Future Conditions Plan: Fntn Crk Future Conditions 3/20/2006
Fountain Creek Reach-1
Legend
WS 500_year_Future
WS 100_year_Future
WS 50_year_Future
WS 25_year_Future
WS 10_year_Future
WS 5_year_Future
WS 2_year_Future
Ground
Left Levee
Right Levee
Elevation (ft)
5280
5260
5240
5220
5200
5180
5160
131874 Fountain Creek 214.0
132437 Fountain Creek 215.0
132874 Fountain Creek 216.0
133487 Fountain Creek 217.0
134057 Fountain Creek 218.0
134564 Fountain Creek 220.0
135658 Fountain Creek 221.0
136336 Fountain Creek 223.0
137123 Fountain Creek 224.0
137573 Fountain Creek 225.0
138374 Fountain Creek 227.0
138874 Fountain Creek 228.0
139478 Fountain Creek 229.0
140150 Fountain Creek 230.0
140627 Fountain Creek 231.0
142069 Fountain Creek 234.0
142874 Fountain Creek 236.0
143374 Fountain Creek 237.0
143874 Fountain Creek 238.0
144374 Fountain Creek 239.0
144874 Fountain Creek 240.0
145374 Fountain Creek 241.0
145874 Fountain Creek 242.0
132000
134000
136000
138000
140000
142000
144000
146000
Main Channel Distance (ft)

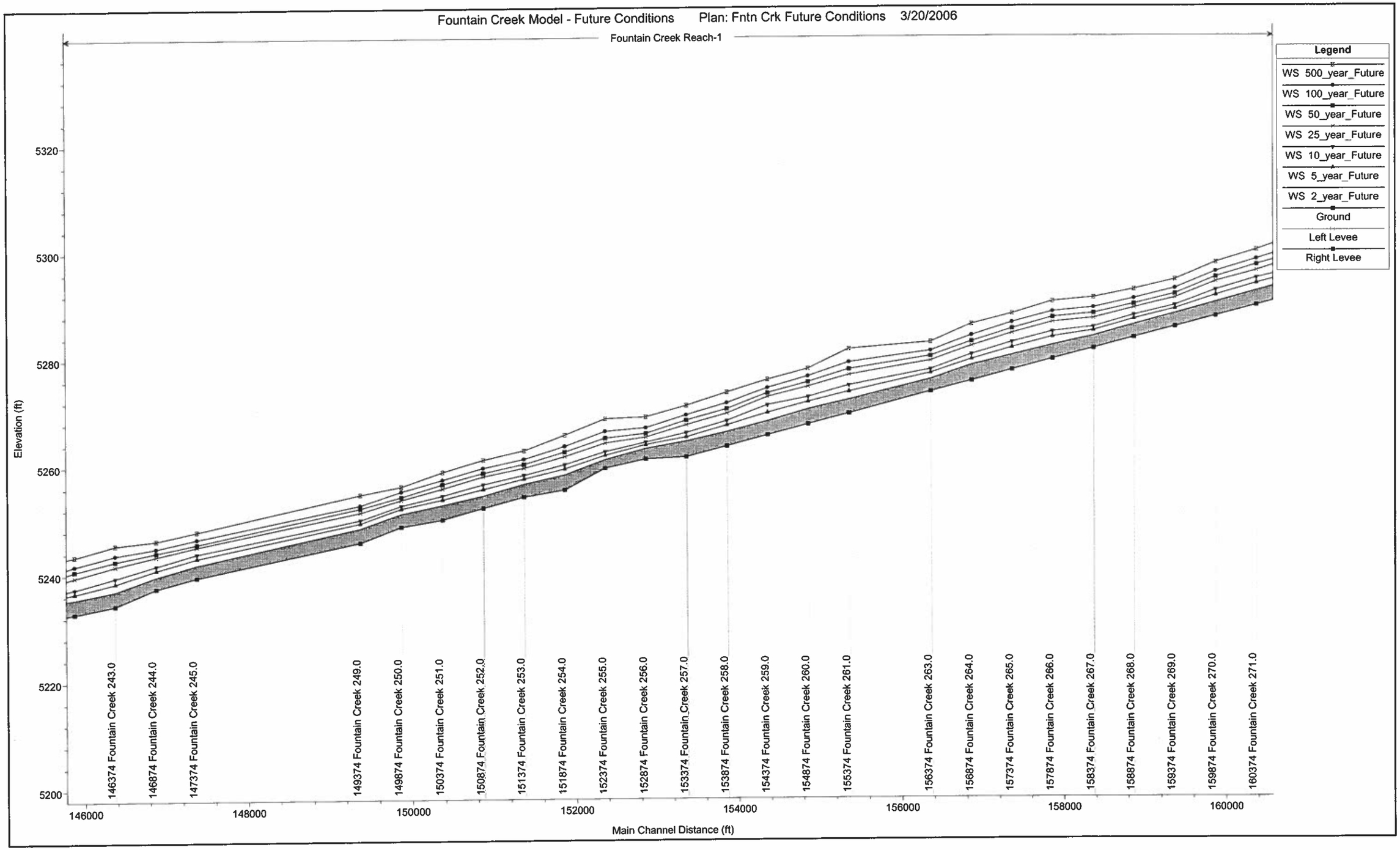
Fountain Creek Model - Future Conditions Plan: Fntn Crk Future Conditions 3/20/2006
Fountain Creek Reach-1
Legend
WS 500_year_Future
WS 100_year_Future
WS 50_year_Future
WS 25_year_Future
WS 10_year_Future
WS 5_year_Future
WS 2_year_Future
Ground
Left Levee
Right Levee
Elevation (ft)
5200
5220
5240
5260
5280
5300
5320
146374 Fountain Creek 243.0
146874 Fountain Creek 244.0
147374 Fountain Creek 245.0
149374 Fountain Creek 249.0
149874 Fountain Creek 250.0
150374 Fountain Creek 251.0
150874 Fountain Creek 252.0
151374 Fountain Creek 253.0
151874 Fountain Creek 254.0
152374 Fountain Creek 255.0
152874 Fountain Creek 256.0
153374 Fountain Creek 257.0
153874 Fountain Creek 258.0
154374 Fountain Creek 259.0
154874 Fountain Creek 260.0
155374 Fountain Creek 261.0
156374 Fountain Creek 263.0
156874 Fountain Creek 264.0
157374 Fountain Creek 265.0
157874 Fountain Creek 266.0
158374 Fountain Creek 267.0
158874 Fountain Creek 268.0
159374 Fountain Creek 269.0
159874 Fountain Creek 270.0
160374 Fountain Creek 271.0
146000
148000
150000
152000
154000
156000
158000
160000
Main Channel Distance (ft)

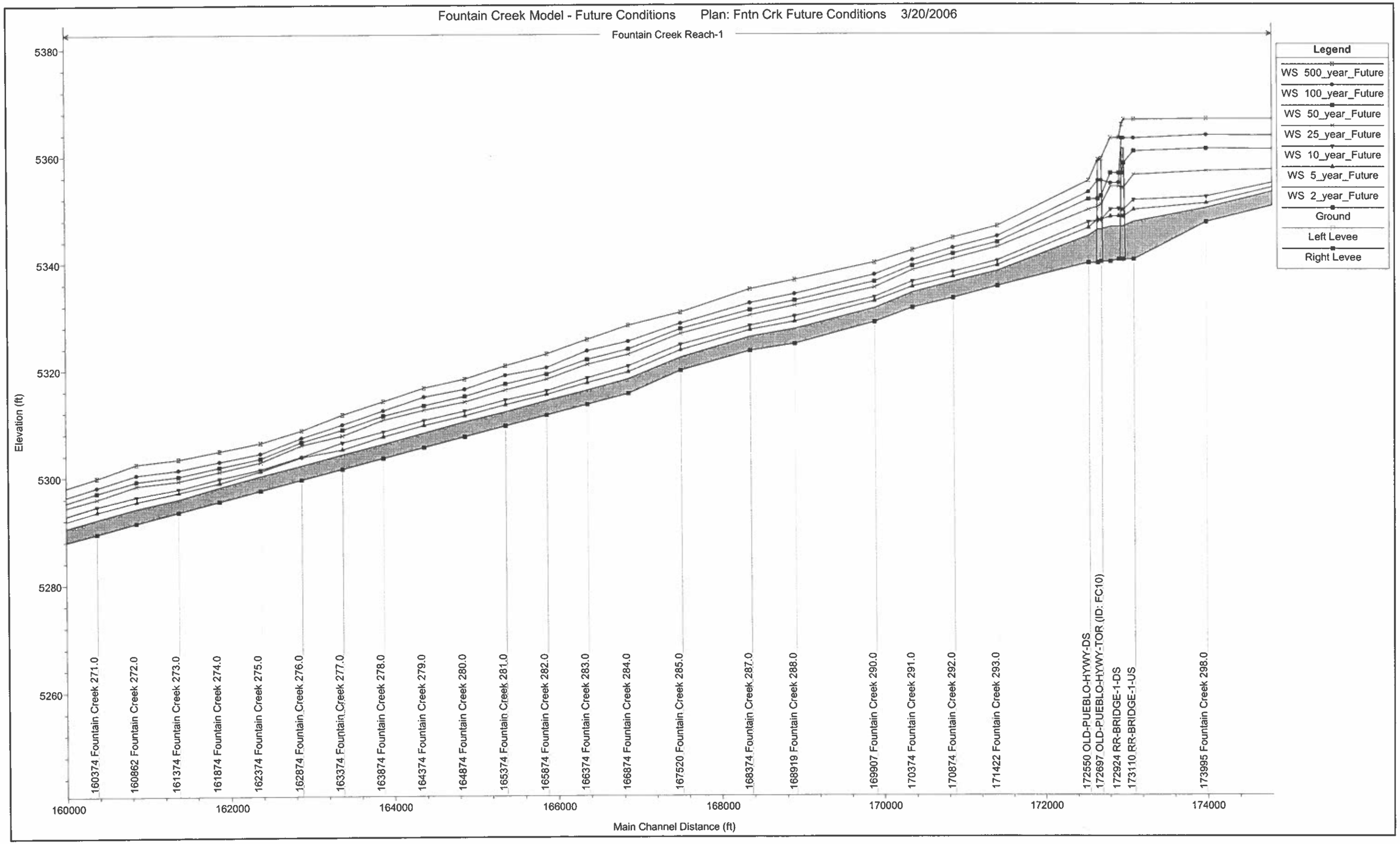
Fountain Creek Model - Future Conditions Plan: Fntn Crk Future Conditions 3/20/2006
Fountain Creek Reach-1
Legend
WS 500_year_Future
WS 100_year_Future
WS 50_year_Future
WS 25_year_Future
WS 10_year_Future
WS 5_year_Future
WS 2_year_Future
Ground
Left Levee
Right Levee
Elevation (ft)
5380
5360
5340
5320
5300
5280
5260
160374 Fountain Creek 271.0
160862 Fountain Creek 272.0
161374 Fountain Creek 273.0
161874 Fountain Creek 274.0
162374 Fountain Creek 275.0
162874 Fountain Creek 276.0
163374 Fountain Creek 277.0
163874 Fountain Creek 278.0
164374 Fountain Creek 279.0
164874 Fountain Creek 280.0
165374 Fountain Creek 281.0
165874 Fountain Creek 282.0
166374 Fountain Creek 283.0
166874 Fountain Creek 284.0
167520 Fountain Creek 285.0
168374 Fountain Creek 287.0
168919 Fountain Creek 288.0
169907 Fountain Creek 290.0
170374 Fountain Creek 291.0
170874 Fountain Creek 292.0
171422 Fountain Creek 293.0
172550 OLD-PUEBLO-HYWY-DS
172697 OLD-PUEBLO-HYWY-TOR (ID: FC10)
172924 RR-BRIDGE-1-DS
173110 RR-BRIDGE-1-US
173995 Fountain Creek 298.0
160000
162000
164000
166000
168000
170000
172000
174000
Main Channel Distance (ft)

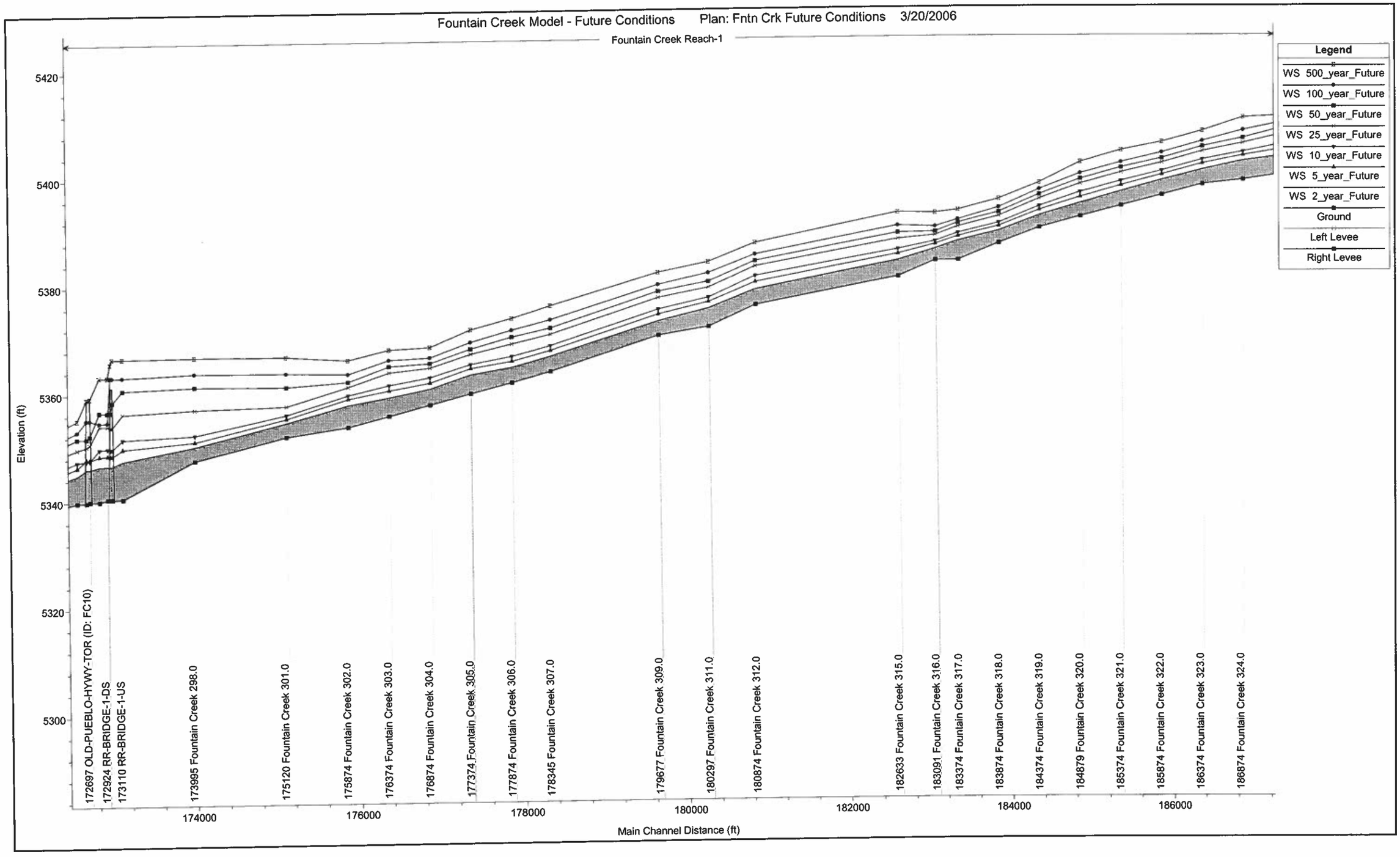
Fountain Creek Model - Future Conditions
Plan: Fntn Crk Future Conditions 3/20/2006
Fountain Creek Reach-1
Legend
WS 500_year_Future
WS 100_year_Future
WS 50_year_Future
WS 25_year_Future
WS 10_year_Future
WS 5_year_Future
WS 2_year_Future
Ground
Left Levee
Right Levee
Elevation (ft)
5420
5400
5380
5360
5340
5320
5300
172697 OLD-PUEBLO-HYWY-TOR (ID: FC10)
172924 RR-BRIDGE-1-DS
173110 RR-BRIDGE-1-US
173995 Fountain Creek 298.0
175120 Fountain Creek 301.0
175874 Fountain Creek 302.0
176374 Fountain Creek 303.0
176874 Fountain Creek 304.0
177374 Fountain Creek 305.0
177874 Fountain Creek 306.0
178345 Fountain Creek 307.0
179677 Fountain Creek 309.0
180297 Fountain Creek 311.0
180874 Fountain Creek 312.0
182633 Fountain Creek 315.0
183091 Fountain Creek 316.0
183374 Fountain Creek 317.0
183874 Fountain Creek 318.0
184374 Fountain Creek 319.0
184879 Fountain Creek 320.0
185374 Fountain Creek 321.0
185874 Fountain Creek 322.0
186374 Fountain Creek 323.0
186874 Fountain Creek 324.0
174000
176000
178000
180000
182000
184000
186000
Main Channel Distance (ft)

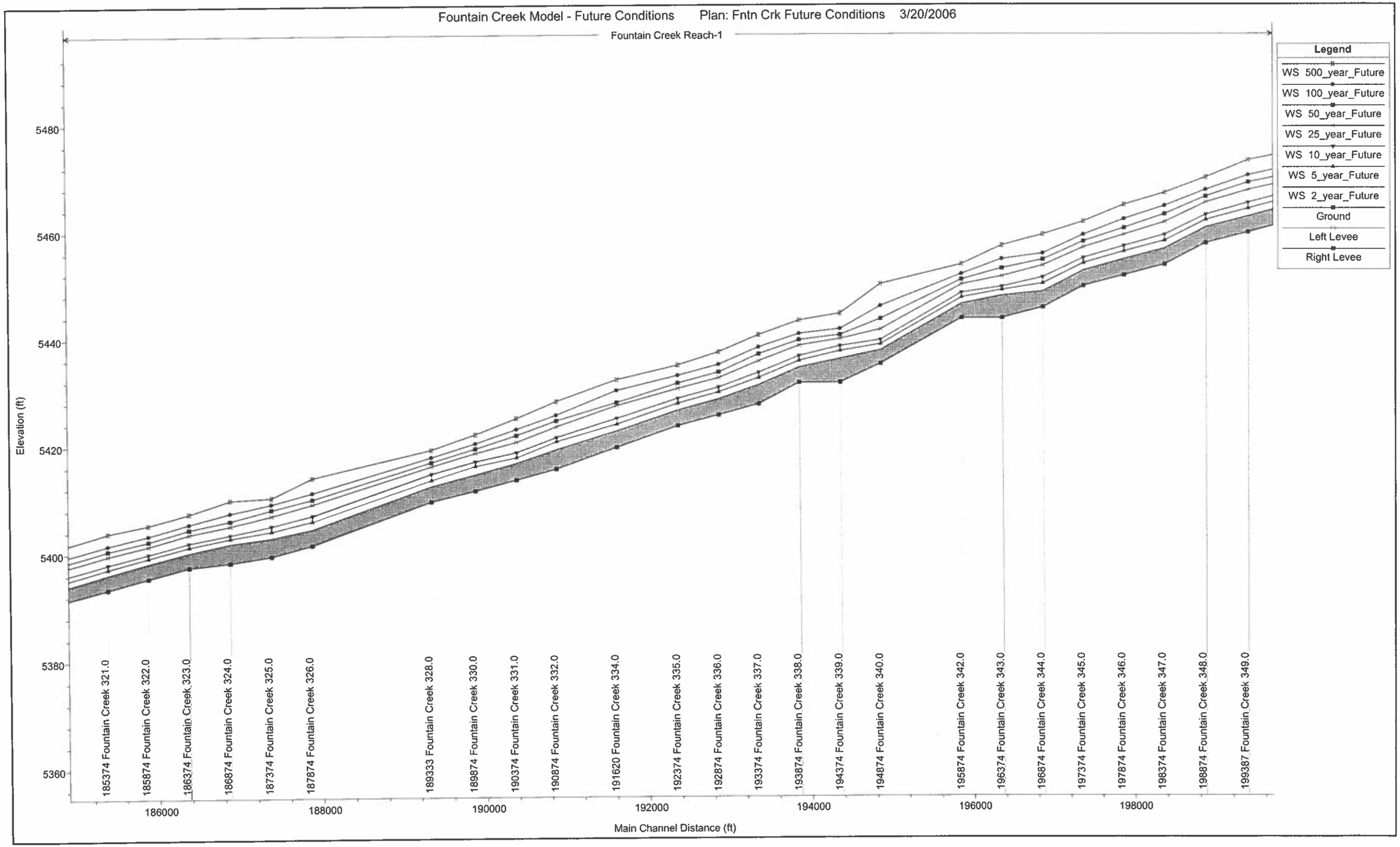
Fountain Creek Model - Future Conditions
Plan: Fntn Crk Future Conditions 3/20/2006
Fountain Creek Reach-1
Legend
WS 500_year_Future
WS 100_year_Future
WS 50_year_Future
WS 25_year_Future
WS 10_year_Future
WS 5_year_Future
WS 2_year_Future
Ground
Left Levee
Right Levee
Elevation (ft)
5480
5460
5440
5420
5400
5380
5360
185374 Fountain Creek 321.0
185874 Fountain Creek 322.0
186374 Fountain Creek 323.0
186874 Fountain Creek 324.0
187374 Fountain Creek 325.0
187874 Fountain Creek 326.0
189333 Fountain Creek 328.0
189874 Fountain Creek 330.0
190374 Fountain Creek 331.0
190874 Fountain Creek 332.0
191620 Fountain Creek 334.0
192374 Fountain Creek 335.0
192874 Fountain Creek 336.0
193374 Fountain Creek 337.0
193874 Fountain Creek 338.0
194374 Fountain Creek 339.0
194874 Fountain Creek 340.0
195874 Fountain Creek 342.0
196374 Fountain Creek 343.0
196874 Fountain Creek 344.0
197374 Fountain Creek 345.0
197874 Fountain Creek 346.0
198374 Fountain Creek 347.0
198874 Fountain Creek 348.0
199387 Fountain Creek 349.0
186000
188000
190000
192000
194000
196000
198000
Main Channel Distance (ft)

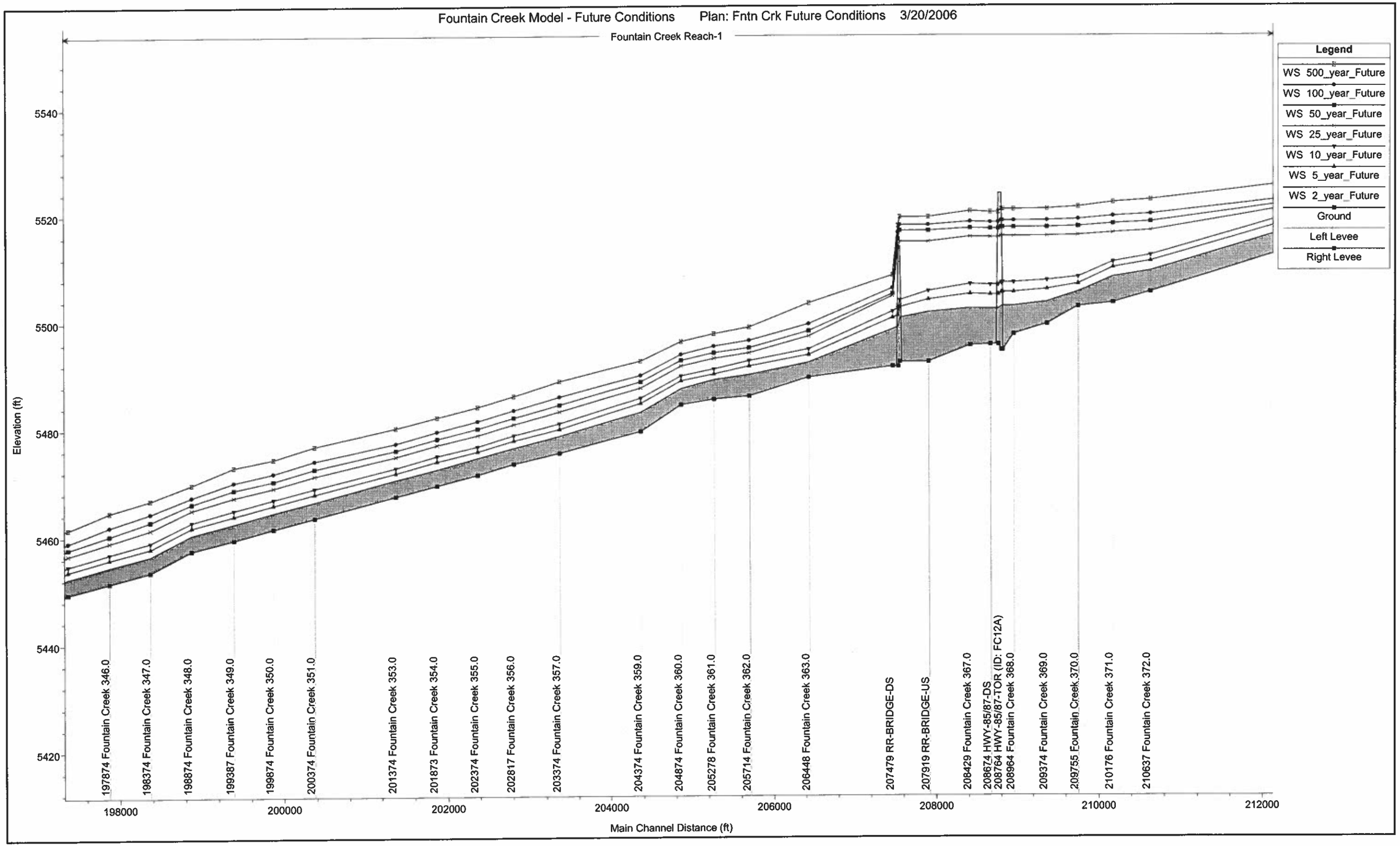
Fountain Creek Model - Future Conditions Plan: Fntn Crk Future Conditions 3/20/2006
Fountain Creek Reach-1
Legend
WS 500_year_Future
WS 100_year_Future
WS 50_year_Future
WS 25_year_Future
WS 10_year_Future
WS 5_year_Future
WS 2_year_Future
Ground
Left Levee
Right Levee
Elevation (ft)
5540
5520
5500
5480
5460
5440
5420
197874 Fountain Creek 346.0
198374 Fountain Creek 347.0
198874 Fountain Creek 348.0
199387 Fountain Creek 349.0
199874 Fountain Creek 350.0
200374 Fountain Creek 351.0
201374 Fountain Creek 353.0
201873 Fountain Creek 354.0
202374 Fountain Creek 355.0
202817 Fountain Creek 356.0
203374 Fountain Creek 357.0
204374 Fountain Creek 359.0
204874 Fountain Creek 360.0
205278 Fountain Creek 361.0
205714 Fountain Creek 362.0
206448 Fountain Creek 363.0
207479 RR-BRIDGE-DS
207919 RR-BRIDGE-US
208429 Fountain Creek 367.0
208674 HWY-85/87-DS
208764 HWY-85/87-TOR (ID: FC12A)
208964 Fountain Creek 368.0
209374 Fountain Creek 369.0
209755 Fountain Creek 370.0
210176 Fountain Creek 371.0
210637 Fountain Creek 372.0
198000
200000
202000
204000
206000
208000
210000
212000
Main Channel Distance (ft)

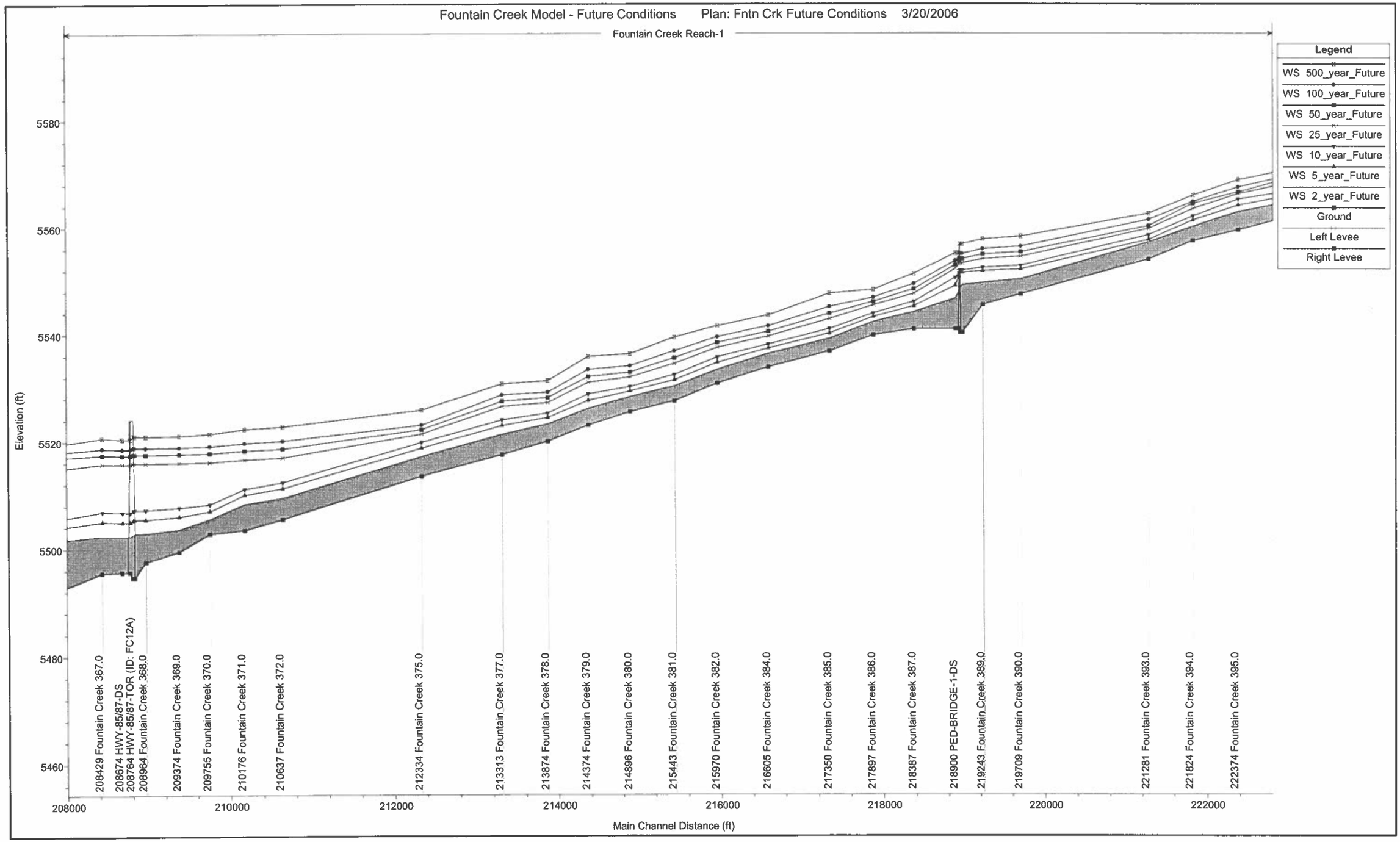
Fountain Creek Model - Future Conditions Plan: Fntn Crk Future Conditions 3/20/2006
Fountain Creek Reach-1
Legend
WS 500_year_Future
WS 100_year_Future
WS 50_year_Future
WS 25_year_Future
WS 10_year_Future
WS 5_year_Future
WS 2_year_Future
Ground
Left Levee
Right Levee
Elevation (ft)
5580
5560
5540
5520
5500
5480
5460
208429 Fountain Creek 367.0
208674 HWY-85/87-DS
208764 HWY-85/87-TOR (ID: FC12A)
208964 Fountain Creek 368.0
209374 Fountain Creek 369.0
209755 Fountain Creek 370.0
210176 Fountain Creek 371.0
210637 Fountain Creek 372.0
212334 Fountain Creek 375.0
213313 Fountain Creek 377.0
213874 Fountain Creek 378.0
214374 Fountain Creek 379.0
214896 Fountain Creek 380.0
215443 Fountain Creek 381.0
215970 Fountain Creek 382.0
216605 Fountain Creek 384.0
217350 Fountain Creek 385.0
217897 Fountain Creek 386.0
218387 Fountain Creek 387.0
218900 PED-BRIDGE-1-DS
219243 Fountain Creek 389.0
219709 Fountain Creek 390.0
221281 Fountain Creek 393.0
221824 Fountain Creek 394.0
222374 Fountain Creek 395.0
208000
210000
212000
214000
216000
218000
220000
222000
Main Channel Distance (ft)

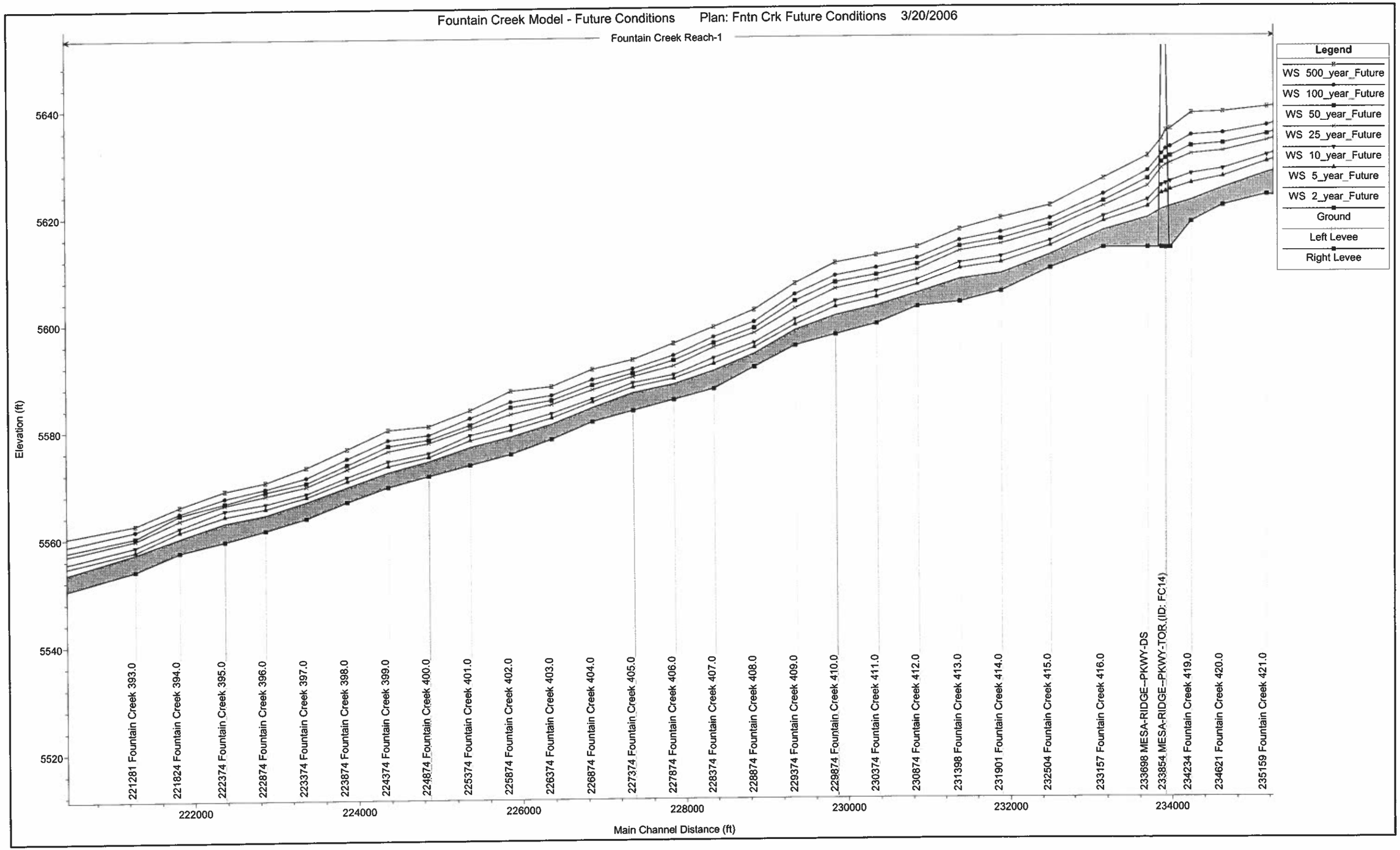
Fountain Creek Model - Future Conditions Plan: Fntn Crk Future Conditions 3/20/2006
Fountain Creek Reach-1
Legend
WS 500_year_Future
WS 100_year_Future
WS 50_year_Future
WS 25_year_Future
WS 10_year_Future
WS 5_year_Future
WS 2_year_Future
Ground
Left Levee
Right Levee
Elevation (ft)
5520
5540
5560
5580
5600
5620
5640
221281 Fountain Creek 393.0
221824 Fountain Creek 394.0
222374 Fountain Creek 395.0
222874 Fountain Creek 396.0
223374 Fountain Creek 397.0
223874 Fountain Creek 398.0
224374 Fountain Creek 399.0
224874 Fountain Creek 400.0
225374 Fountain Creek 401.0
225874 Fountain Creek 402.0
226374 Fountain Creek 403.0
226874 Fountain Creek 404.0
227374 Fountain Creek 405.0
227874 Fountain Creek 406.0
228374 Fountain Creek 407.0
228874 Fountain Creek 408.0
229374 Fountain Creek 409.0
229874 Fountain Creek 410.0
230374 Fountain Creek 411.0
230874 Fountain Creek 412.0
231398 Fountain Creek 413.0
231901 Fountain Creek 414.0
232504 Fountain Creek 415.0
233157 Fountain Creek 416.0
233698 MESA-RIDGE--PKWY-DS
233854 MESA-RIDGE--PKWY-TOR (ID: FC14)
234234 Fountain Creek 419.0
234621 Fountain Creek 420.0
235159 Fountain Creek 421.0
222000
224000
226000
228000
230000
232000
234000
Main Channel Distance (ft)

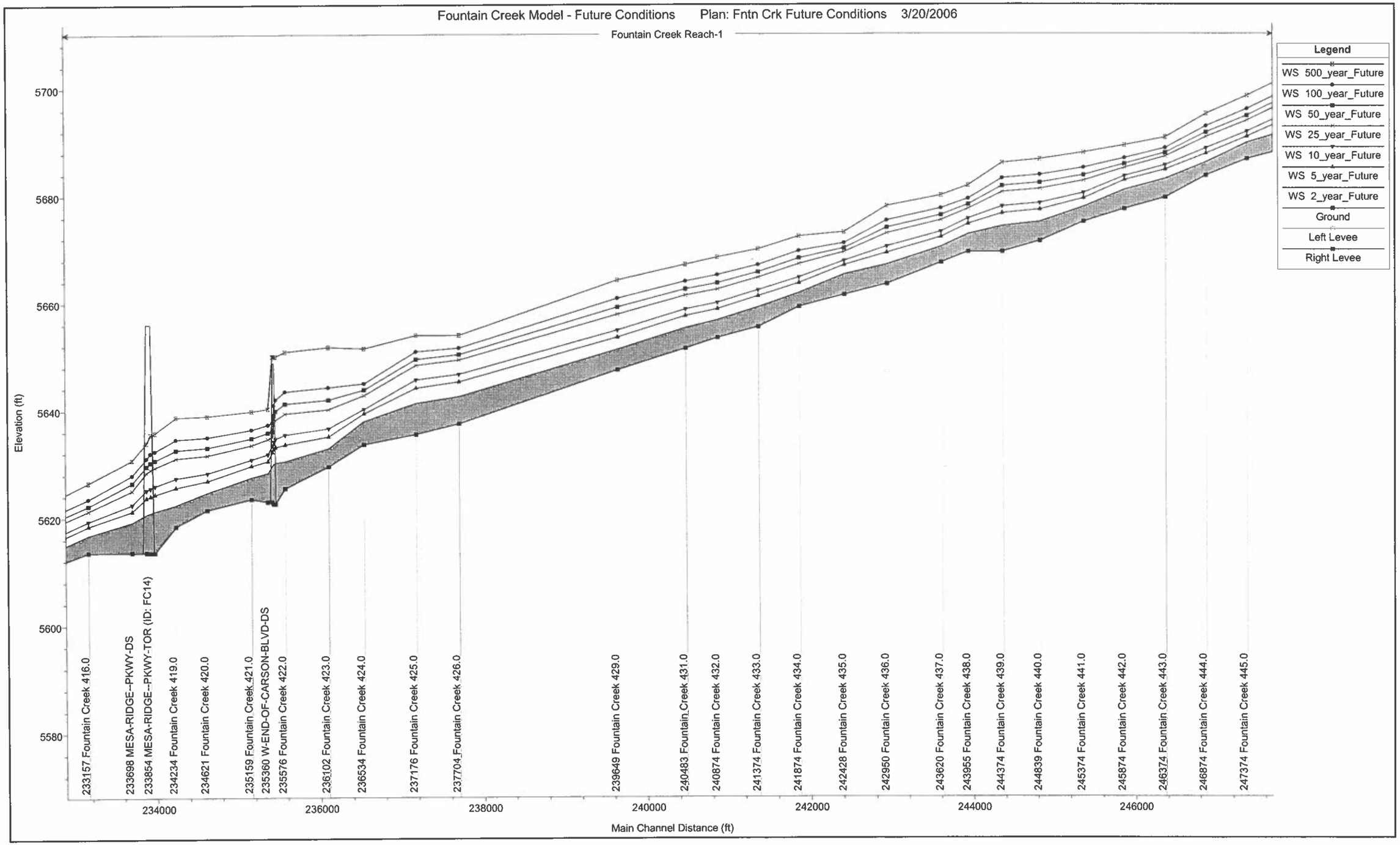
Fountain Creek Model - Future Conditions Plan: Fntn Crk Future Conditions 3/20/2006
Fountain Creek Reach-1
Legend
WS 500_year_Future
WS 100_year_Future
WS 50_year_Future
WS 25_year_Future
WS 10_year_Future
WS 5_year_Future
WS 2_year_Future
Ground
Left Levee
Right Levee
Elevation (ft)
5700
5680
5660
5640
5620
5600
5580
233157 Fountain Creek 416.0
233698 MESA-RIDGE--PKWY-DS
233854 MESA-RIDGE--PKWY-TOR (ID: FC14)
234234 Fountain Creek 419.0
234621 Fountain Creek 420.0
235159 Fountain Creek 421.0
235360 W-END-OF-CARSON-BLVD-DS
235576 Fountain Creek 422.0
236102 Fountain Creek 423.0
236534 Fountain Creek 424.0
237176 Fountain Creek 425.0
237704 Fountain Creek 426.0
239649 Fountain Creek 429.0
240483 Fountain Creek 431.0
240874 Fountain Creek 432.0
241374 Fountain Creek 433.0
241874 Fountain Creek 434.0
242428 Fountain Creek 435.0
242950 Fountain Creek 436.0
243620 Fountain Creek 437.0
243955 Fountain Creek 438.0
244374 Fountain Creek 439.0
244839 Fountain Creek 440.0
245374 Fountain Creek 441.0
245874 Fountain Creek 442.0
246374 Fountain Creek 443.0
246874 Fountain Creek 444.0
247374 Fountain Creek 445.0
234000
236000
238000
240000
242000
244000
246000
Main Channel Distance (ft)

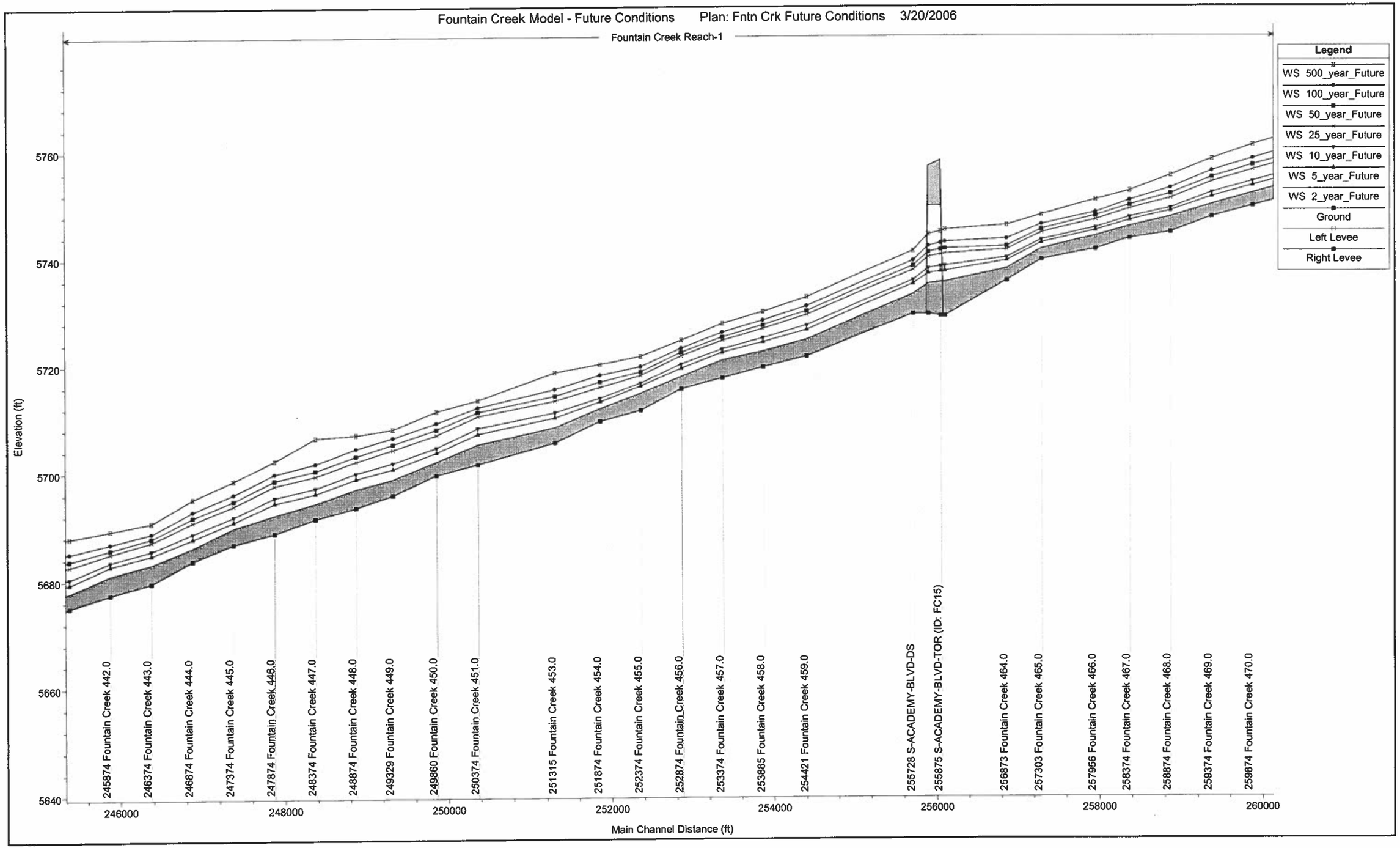
Fountain Creek Model - Future Conditions
Plan: Fntn Crk Future Conditions 3/20/2006
Fountain Creek Reach-1
Legend
WS 500_year_Future
WS 100_year_Future
WS 50_year_Future
WS 25_year_Future
WS 10_year_Future
WS 5_year_Future
WS 2_year_Future
Ground
Left Levee
Right Levee
Elevation (ft)
5640
5660
5680
5700
5720
5740
5760
245874 Fountain Creek 442.0
246374 Fountain Creek 443.0
246874 Fountain Creek 444.0
247374 Fountain Creek 445.0
247874 Fountain Creek 446.0
248374 Fountain Creek 447.0
248874 Fountain Creek 448.0
249329 Fountain Creek 449.0
249860 Fountain Creek 450.0
250374 Fountain Creek 451.0
251315 Fountain Creek 453.0
251874 Fountain Creek 454.0
252374 Fountain Creek 455.0
252874 Fountain Creek 456.0
253374 Fountain Creek 457.0
253885 Fountain Creek 458.0
254421 Fountain Creek 459.0
255728 S-ACADEMY-BLVD-DS
255875 S-ACADEMY-BLVD-TOR (ID: FC15)
256873 Fountain Creek 464.0
257303 Fountain Creek 465.0
257956 Fountain Creek 466.0
258374 Fountain Creek 467.0
258874 Fountain Creek 468.0
259374 Fountain Creek 469.0
259874 Fountain Creek 470.0
246000
248000
250000
252000
254000
256000
258000
260000
Main Channel Distance (ft)

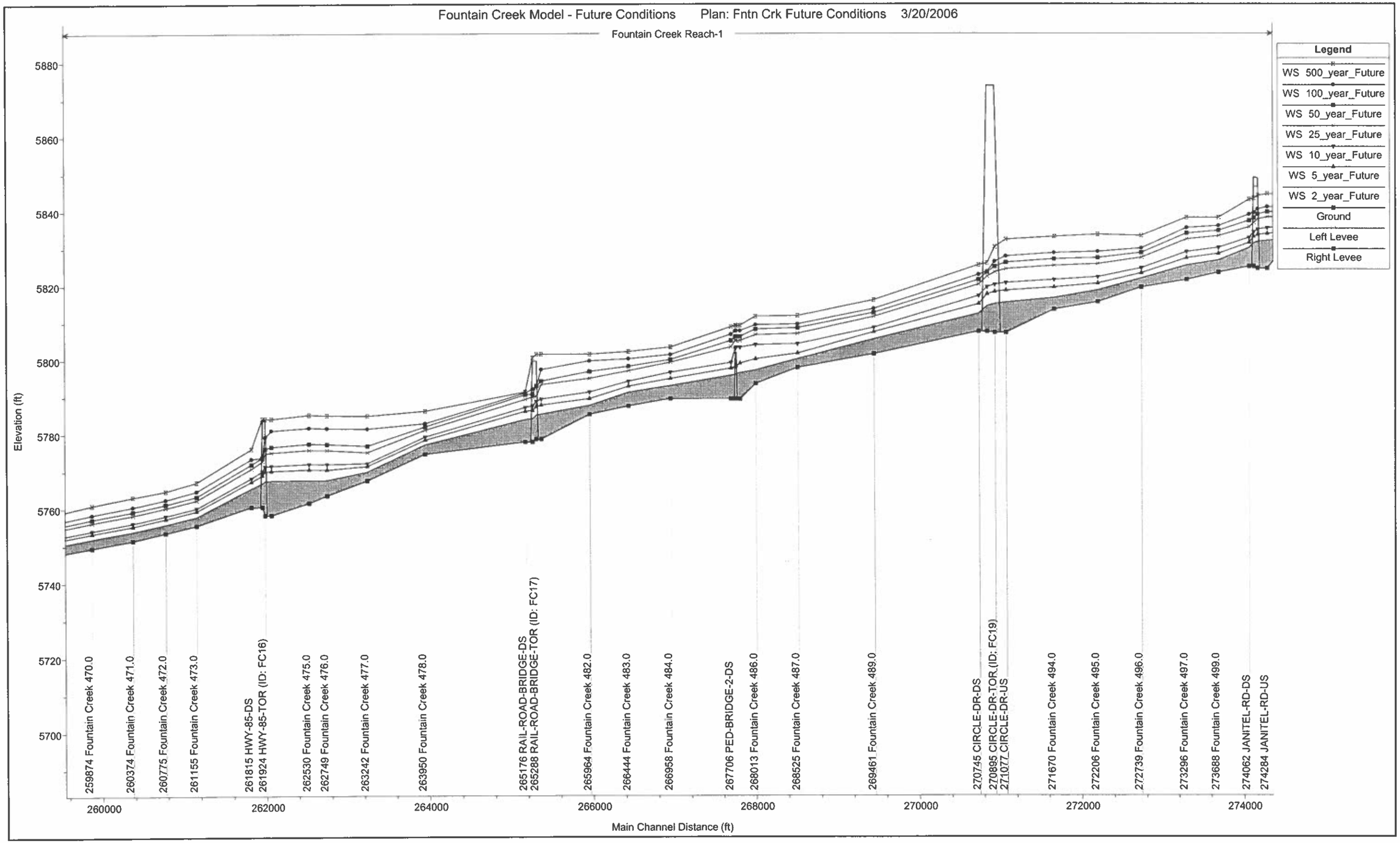
Fountain Creek Model - Future Conditions Plan: Fntn Crk Future Conditions 3/20/2006
Fountain Creek Reach-1
Legend
WS 500_year_Future
WS 100_year_Future
WS 50_year_Future
WS 25_year_Future
WS 10_year_Future
WS 5_year_Future
WS 2_year_Future
Ground
Left Levee
Right Levee
Elevation (ft)
5880
5860
5840
5820
5800
5780
5760
5740
5720
5700
259874 Fountain Creek 470.0
260374 Fountain Creek 471.0
260775 Fountain Creek 472.0
261155 Fountain Creek 473.0
261815 HWY-85-DS
261924 HWY-85-TOR (ID: FC16)
262530 Fountain Creek 475.0
262749 Fountain Creek 476.0
263242 Fountain Creek 477.0
263950 Fountain Creek 478.0
265176 RAIL-ROAD-BRIDGE-DS
265288 RAIL-ROAD-BRIDGE-TOR (ID: FC17)
265964 Fountain Creek 482.0
266444 Fountain Creek 483.0
266958 Fountain Creek 484.0
267706 PED-BRIDGE-2-DS
268013 Fountain Creek 486.0
268525 Fountain Creek 487.0
269461 Fountain Creek 489.0
270745 CIRCLE-DR-DS
270895 CIRCLE-DR-TOR (ID: FC19)
271077 CIRCLE-DR-US
271670 Fountain Creek 494.0
272206 Fountain Creek 495.0
272739 Fountain Creek 496.0
273296 Fountain Creek 497.0
273688 Fountain Creek 499.0
274062 JANITEL-RD-DS
274284 JANITEL-RD-US
260000
262000
264000
266000
268000
270000
272000
274000
Main Channel Distance (ft)

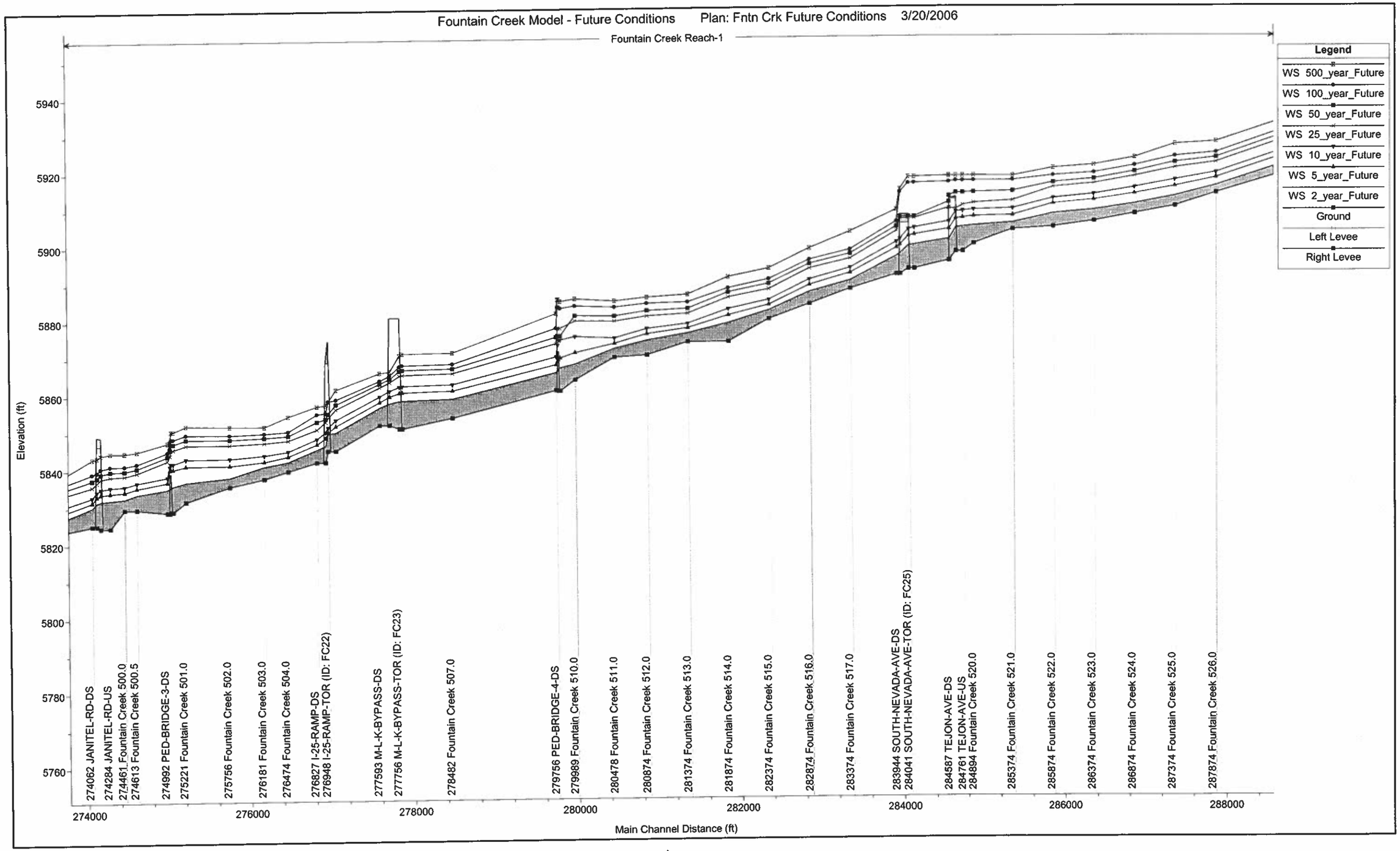
Fountain Creek Model - Future Conditions
Plan: Fntn Crk Future Conditions 3/20/2006
Fountain Creek Reach-1
Legend
WS 500_year_Future
WS 100_year_Future
WS 50_year_Future
WS 25_year_Future
WS 10_year_Future
WS 5_year_Future
WS 2_year_Future
Ground
Left Levee
Right Levee
Elevation (ft)
5940
5920
5900
5880
5860
5840
5820
5800
5780
5760
274062 JANITEL-RD-DS
274284 JANITEL-RD-US
274461 Fountain Creek 500.0
274613 Fountain Creek 500.5
274992 PED-BRIDGE-3-DS
275221 Fountain Creek 501.0
275756 Fountain Creek 502.0
276181 Fountain Creek 503.0
276474 Fountain Creek 504.0
276827 I-25-RAMP-DS
276948 I-25-RAMP-TOR (ID: FC22)
277593 M-L-K-BYPASS-DS
277756 M-L-K-BYPASS-TOR (ID: FC23)
278482 Fountain Creek 507.0
279756 PED-BRIDGE-4-DS
279989 Fountain Creek 510.0
280478 Fountain Creek 511.0
280874 Fountain Creek 512.0
281374 Fountain Creek 513.0
281874 Fountain Creek 514.0
282374 Fountain Creek 515.0
282874 Fountain Creek 516.0
283374 Fountain Creek 517.0
283944 SOUTH-NEVADA-AVE-DS
284041 SOUTH-NEVADA-AVE-TOR (ID: FC25)
284587 TEJON-AVE-DS
284761 TEJON-AVE-US
284894 Fountain Creek 520.0
285374 Fountain Creek 521.0
285874 Fountain Creek 522.0
286374 Fountain Creek 523.0
286874 Fountain Creek 524.0
287374 Fountain Creek 525.0
287874 Fountain Creek 526.0
274000
276000
278000
280000
282000
284000
286000
288000
Main Channel Distance (ft)

Fountain Creek Model - Future Conditions Plan: Fntn Crk Future Conditions 3/20/2006

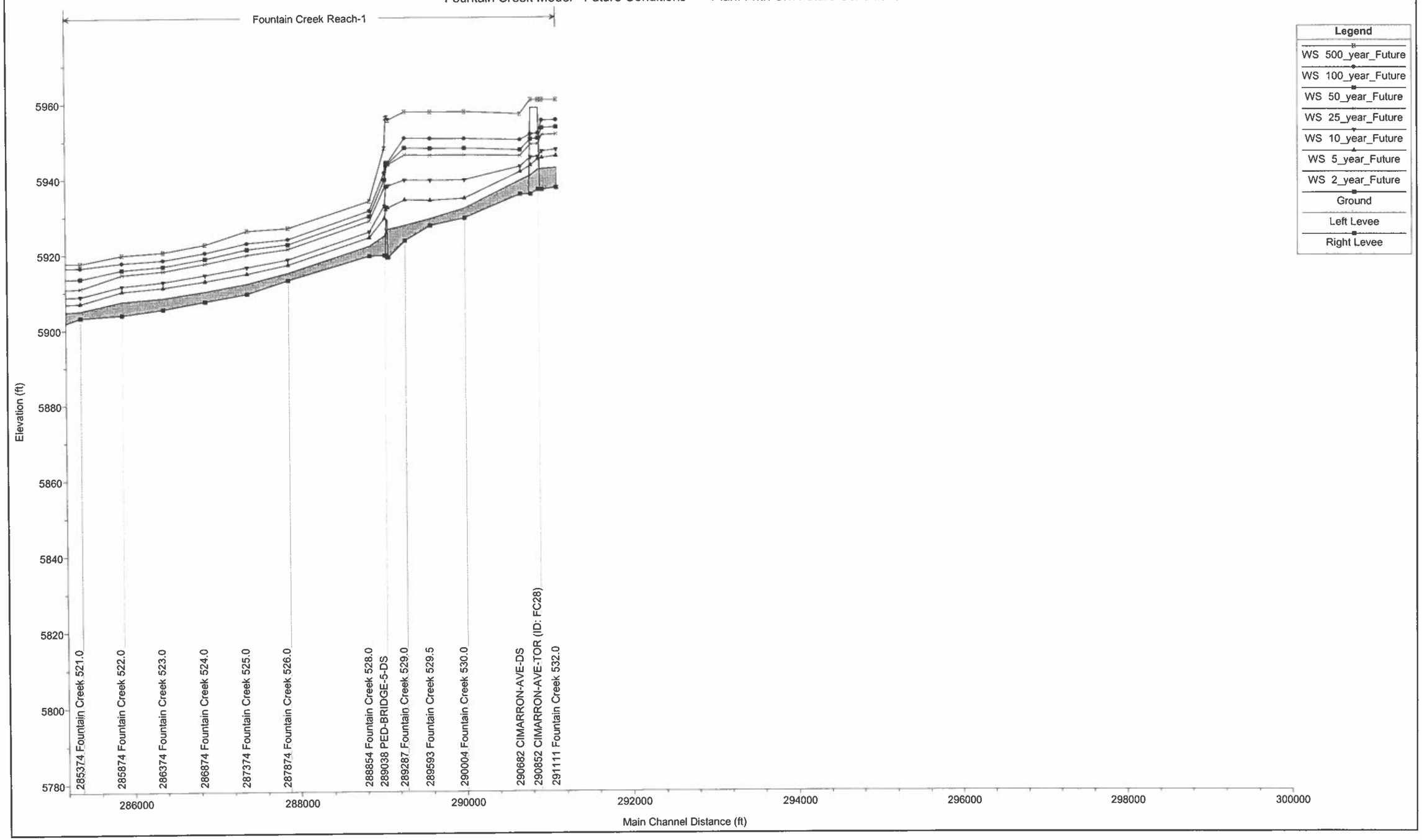

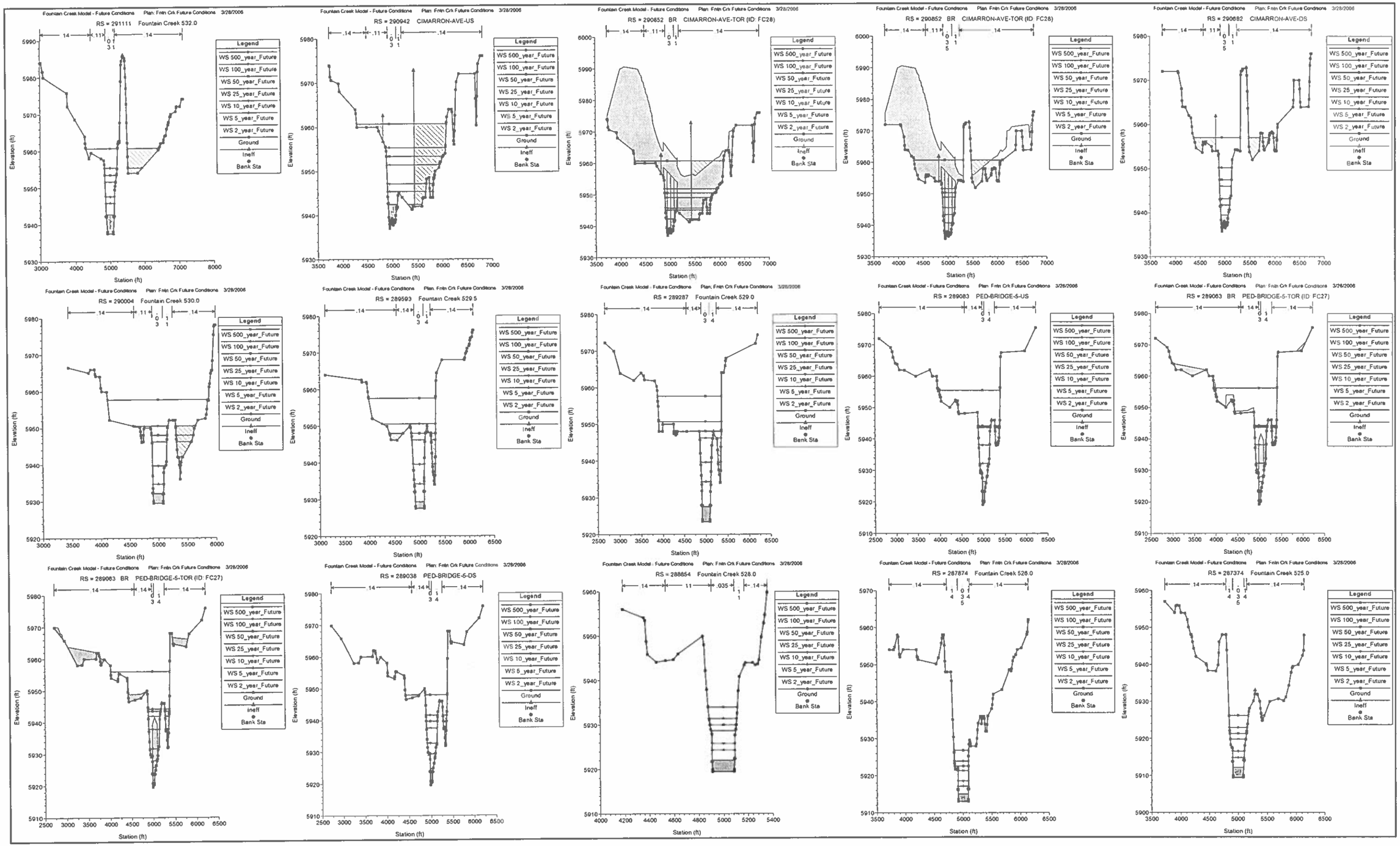
Fountain Creek Model - Future Conditions Plan: Fntn Crk Future Conditions 3/28/2006
RS = 291111 Fountain Creek 532.0
RS = 290942 CIMARRON-AVE-US
RS = 290852 BR CIMARRON-AVE-TOR (ID: FC28)
RS = 290852 BR CIMARRON-AVE-TOR (ID: FC28)
RS = 290682 CIMARRON-AVE-DS
RS = 290004 Fountain Creek 530.0
RS = 289593 Fountain Creek 529.5
RS = 289287 Fountain Creek 529.0
RS = 289083 PED-BRIDGE-5-US
RS = 289063 BR PED-BRIDGE-5-TOR (ID: FC27)
RS = 289063 BR PED-BRIDGE-5-TOR (ID: FC27)
RS = 289038 PED-BRIDGE-5-DS
RS = 288654 Fountain Creek 528.0
RS = 287874 Fountain Creek 526.0
RS = 287374 Fountain Creek 525.0
Legend
WS 500_year_Future
WS 100_year_Future
WS 50_year_Future
WS 25_year_Future
WS 10_year_Future
WS 5_year_Future
WS 2_year_Future
Ground
Ineff
Bank Sta
Elevation (ft)
Station (ft)

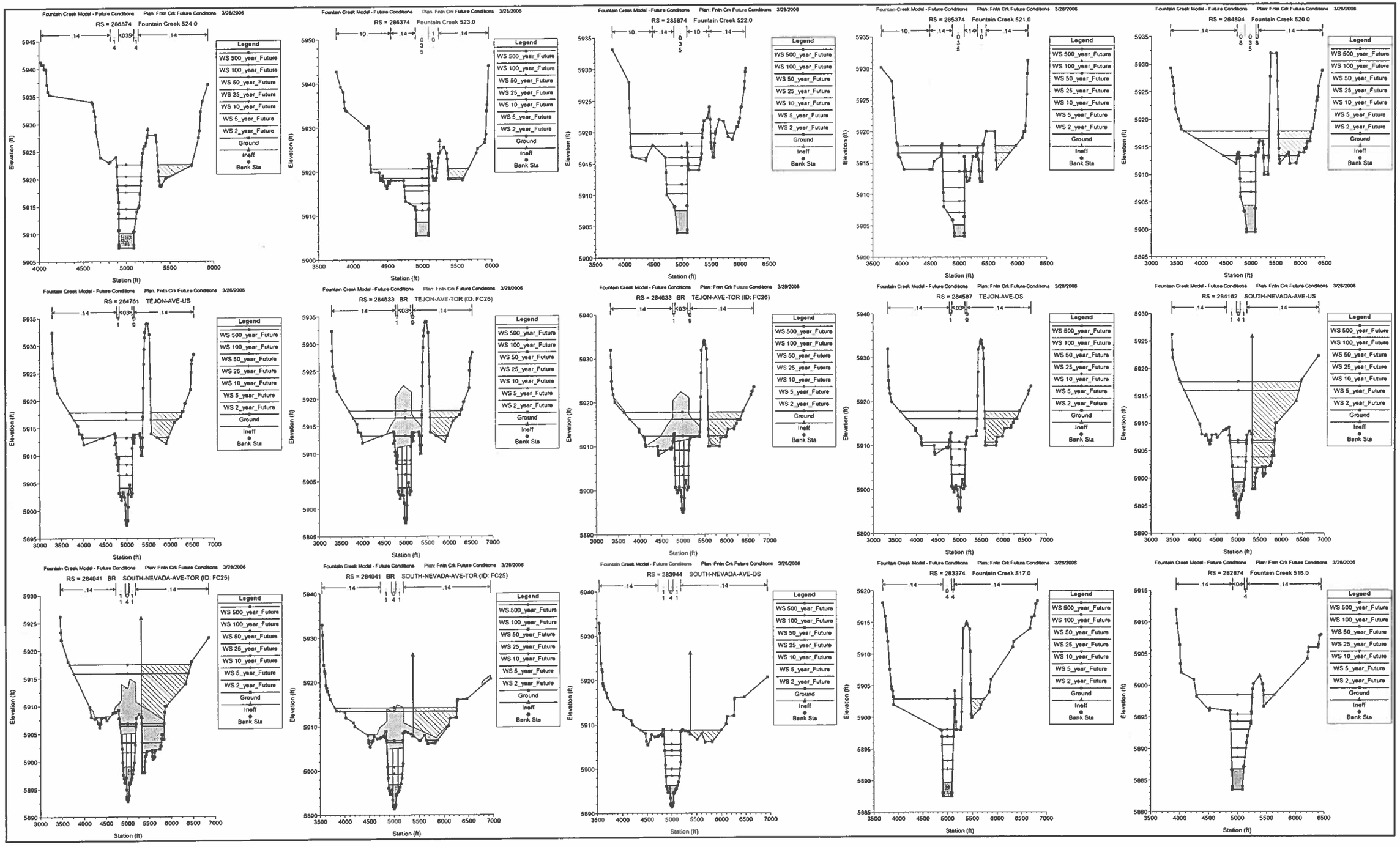
Fountain Creek Model - Future Conditions Plan: Fntn Crk Future Conditions 3/28/2006
RS = 286874 Fountain Creek 524.0
RS = 286374 Fountain Creek 523.0
RS = 285874 Fountain Creek 522.0
RS = 285374 Fountain Creek 521.0
RS = 284894 Fountain Creek 520.0
RS = 284761 TEJON-AVE-US
RS = 284633 BR TEJON-AVE-TOR (ID: FC26)
RS = 284587 TEJON-AVE-DS
RS = 284162 SOUTH-NEVADA-AVE-US
RS = 284041 BR SOUTH-NEVADA-AVE-TOR (ID: FC25)
RS = 283944 SOUTH-NEVADA-AVE-DS
RS = 283374 Fountain Creek 517.0
RS = 282874 Fountain Creek 516.0
Legend
WS 500_year_Future
WS 100_year_Future
WS 50_year_Future
WS 25_year_Future
WS 10_year_Future
WS 5_year_Future
WS 2_year_Future
Ground
Ineff
Bank Sta
Elevation (ft)
Station (ft)

Fountain Creek Model - Future Conditions Plan: Fntn Crk Future Conditions 3/28/2006

RS = 282374 Fountain Creek 515.0

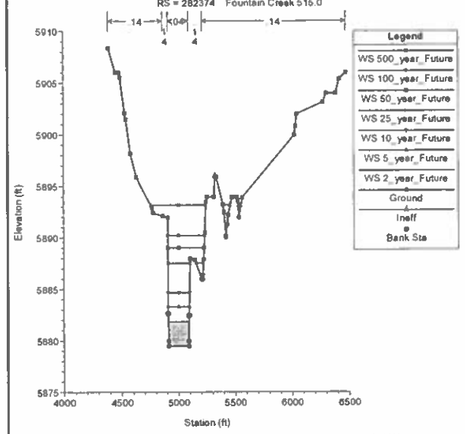

Fountain Creek Model - Future Conditions Plan: Fntn Crk Future Conditions 3/28/2006

RS = 281874 Fountain Creek 514.0

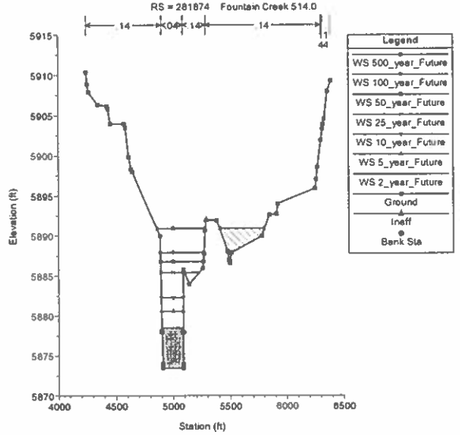

Fountain Creek Model - Future Conditions Plan: Fntn Crk Future Conditions 3/28/2006

RS = 281374 Fountain Creek 513.0

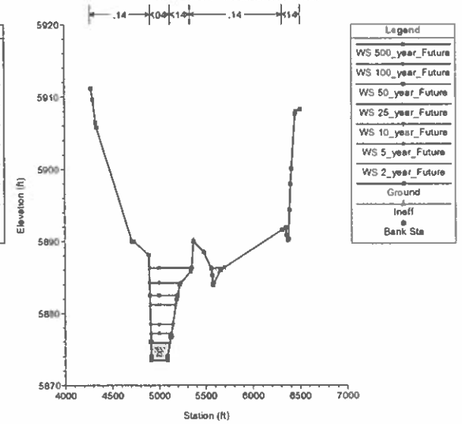

Fountain Creek Model - Future Conditions Plan: Fntn Crk Future Conditions 3/28/2006

RS = 280874 Fountain Creek 512.0

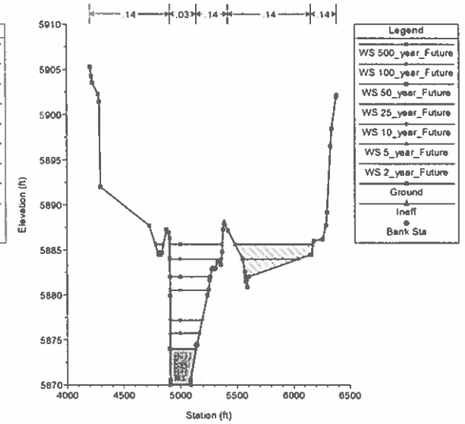

Fountain Creek Model - Future Conditions Plan: Fntn Crk Future Conditions 3/28/2006

RS = 280478 Fountain Creek 511.0



Fountain Creek Model - Future Conditions Plan: Fntn Crk Future Conditions 3/28/2006

RS = 279989 Fountain Creek 510.0



Fountain Creek Model - Future Conditions Plan: Fntn Crk Future Conditions 3/28/2006

RS = 279805 PED-BRIDGE-4-US



Fountain Creek Model - Future Conditions Plan: Fntn Crk Future Conditions 3/28/2006

RS = 279779 BR PED-BRIDGE-4-TOR (ID: FC24)



Fountain Creek Model - Future Conditions Plan: Fntn Crk Future Conditions 3/28/2006

RS = 279779 BR PED-BRIDGE-4-TOR (ID: FC24)



Fountain Creek Model - Future Conditions Plan: Fntn Crk Future Conditions 3/28/2006

RS = 279756 PED-BRIDGE-4-DS

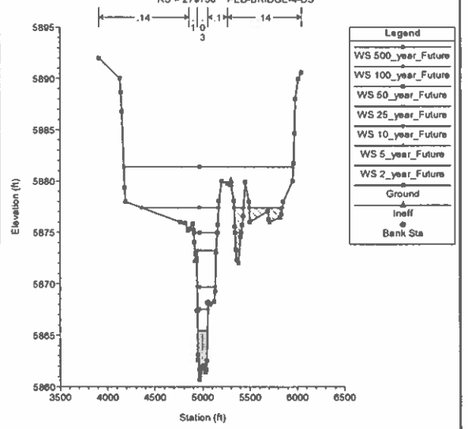

Fountain Creek Model - Future Conditions Plan: Fntn Crk Future Conditions 3/28/2006

RS = 278482 Fountain Creek 507.0

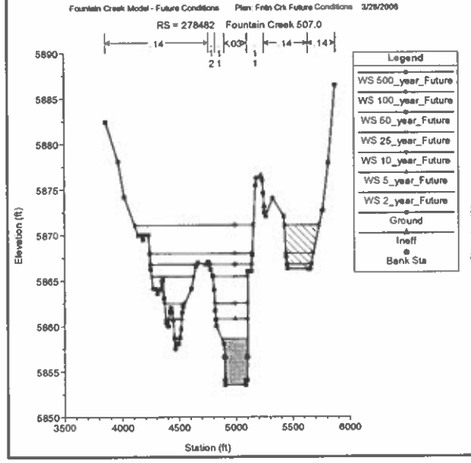

Fountain Creek Model - Future Conditions Plan: Fntn Crk Future Conditions 3/28/2006

RS = 277873 M-L-K-BYPASS-US

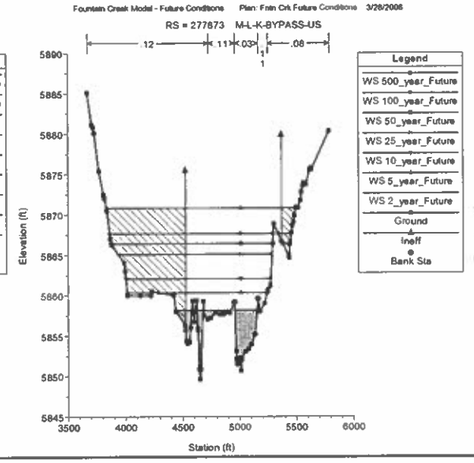

Fountain Creek Model - Future Conditions Plan: Fntn Crk Future Conditions 3/28/2006

RS = 277756 BR M-L-K-BYPASS-TOR (ID: FC23)

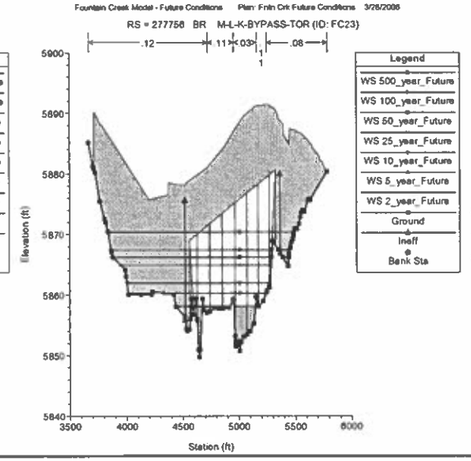

Fountain Creek Model - Future Conditions Plan: Fntn Crk Future Conditions 3/28/2006

RS = 277756 BR M-L-K-BYPASS-TOR (ID: FC23)

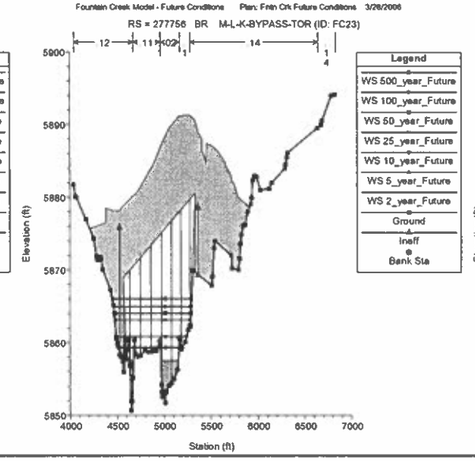

Fountain Creek Model - Future Conditions Plan: Fntn Crk Future Conditions 3/28/2006

RS = 277593 M-L-K-BYPASS-DS

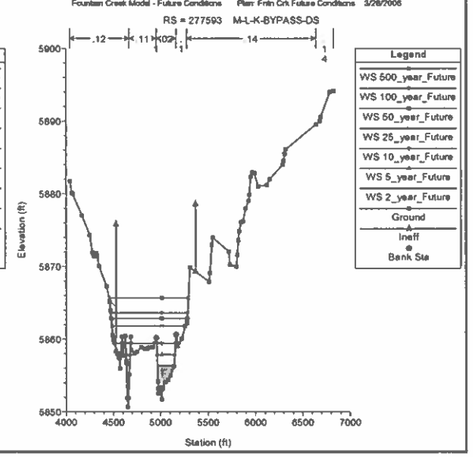

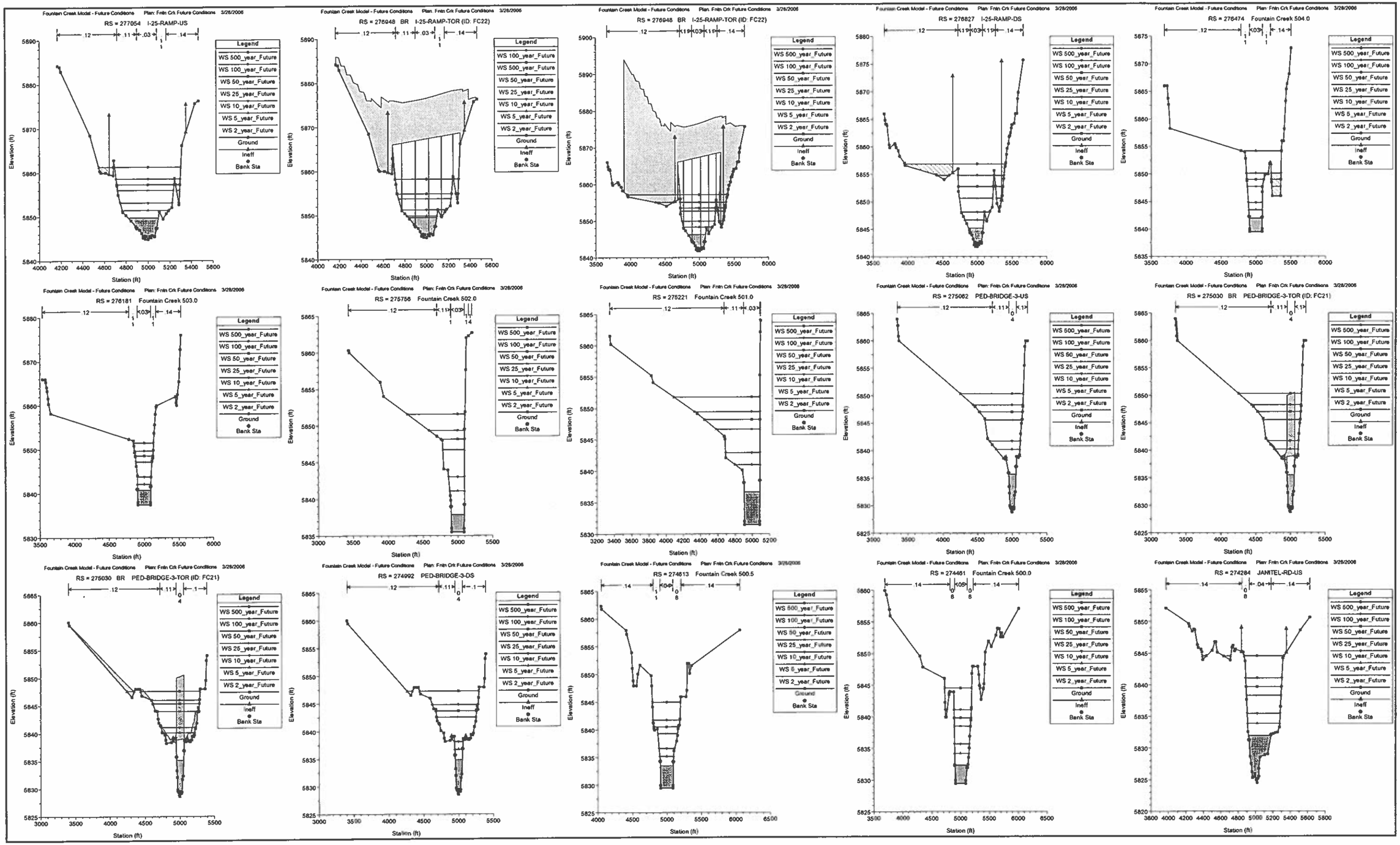
Fountain Creek Model - Future Conditions Plan: Fntn Crk Future Conditions 3/28/2006
RS = 277054 I-25-RAMP-US
RS = 276948 BR I-25-RAMP-TOR (ID: FC22)
RS = 276948 BR I-25-RAMP-TOR (ID: FC22)
RS = 276827 I-25-RAMP-DS
RS = 276474 Fountain Creek 504.0
RS = 276181 Fountain Creek 503.0
RS = 275756 Fountain Creek 502.0
RS = 275221 Fountain Creek 501.0
RS = 275062 PED-BRIDGE-3-US
RS = 275030 BR PED-BRIDGE-3-TOR (ID: FC21)
RS = 275030 BR PED-BRIDGE-3-TOR (ID: FC21)
RS = 274992 PED-BRIDGE-3-DS
RS = 274613 Fountain Creek 500.5
RS = 274461 Fountain Creek 500.0
RS = 274284 JANITEL-RD-US
Legend
WS 500_year_Future
WS 100_year_Future
WS 50_year_Future
WS 25_year_Future
WS 10_year_Future
WS 5_year_Future
WS 2_year_Future
Ground
Ineff
Bank Sta
Elevation (ft)
Station (ft)

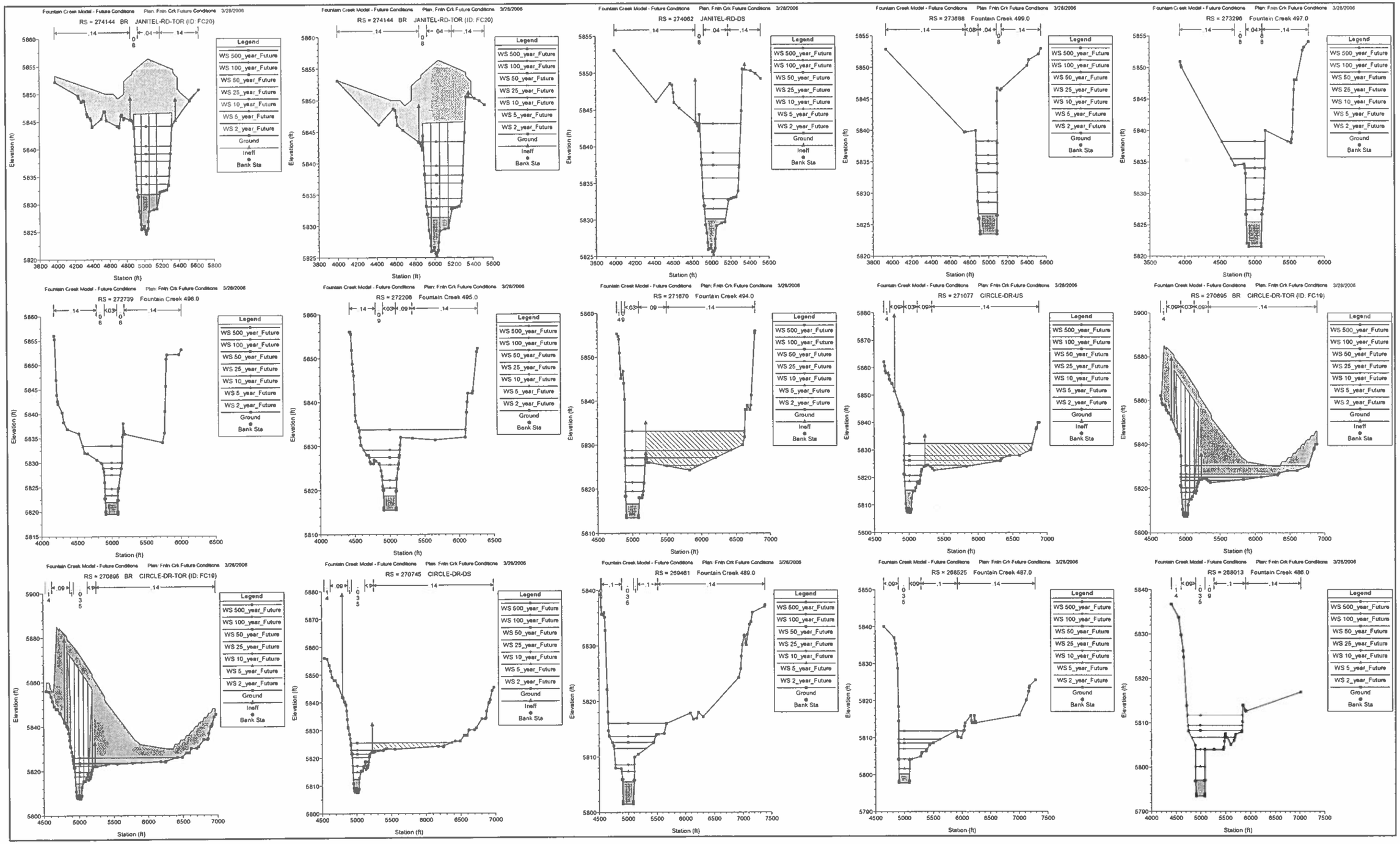
Fountain Creek Model - Future Conditions Plan: Fntn Crk Future Conditions 3/28/2006
RS = 274144 BR JANITEL-RD-TOR (ID: FC20)
RS = 274062 JANITEL-RD-DS
RS = 273888 Fountain Creek 499.0
RS = 273296 Fountain Creek 497.0
RS = 272739 Fountain Creek 496.0
RS = 272206 Fountain Creek 495.0
RS = 271670 Fountain Creek 494.0
RS = 271077 CIRCLE-DR-US
RS = 270895 BR CIRCLE-DR-TOR (ID: FC19)
RS = 270745 CIRCLE-DR-DS
RS = 269461 Fountain Creek 489.0
RS = 268525 Fountain Creek 487.0
RS = 268013 Fountain Creek 486.0
Legend
WS 500_year_Future
WS 100_year_Future
WS 50_year_Future
WS 25_year_Future
WS 10_year_Future
WS 5_year_Future
WS 2_year_Future
Ground
Ineff
Bank Sta
Elevation (ft)
Station (ft)

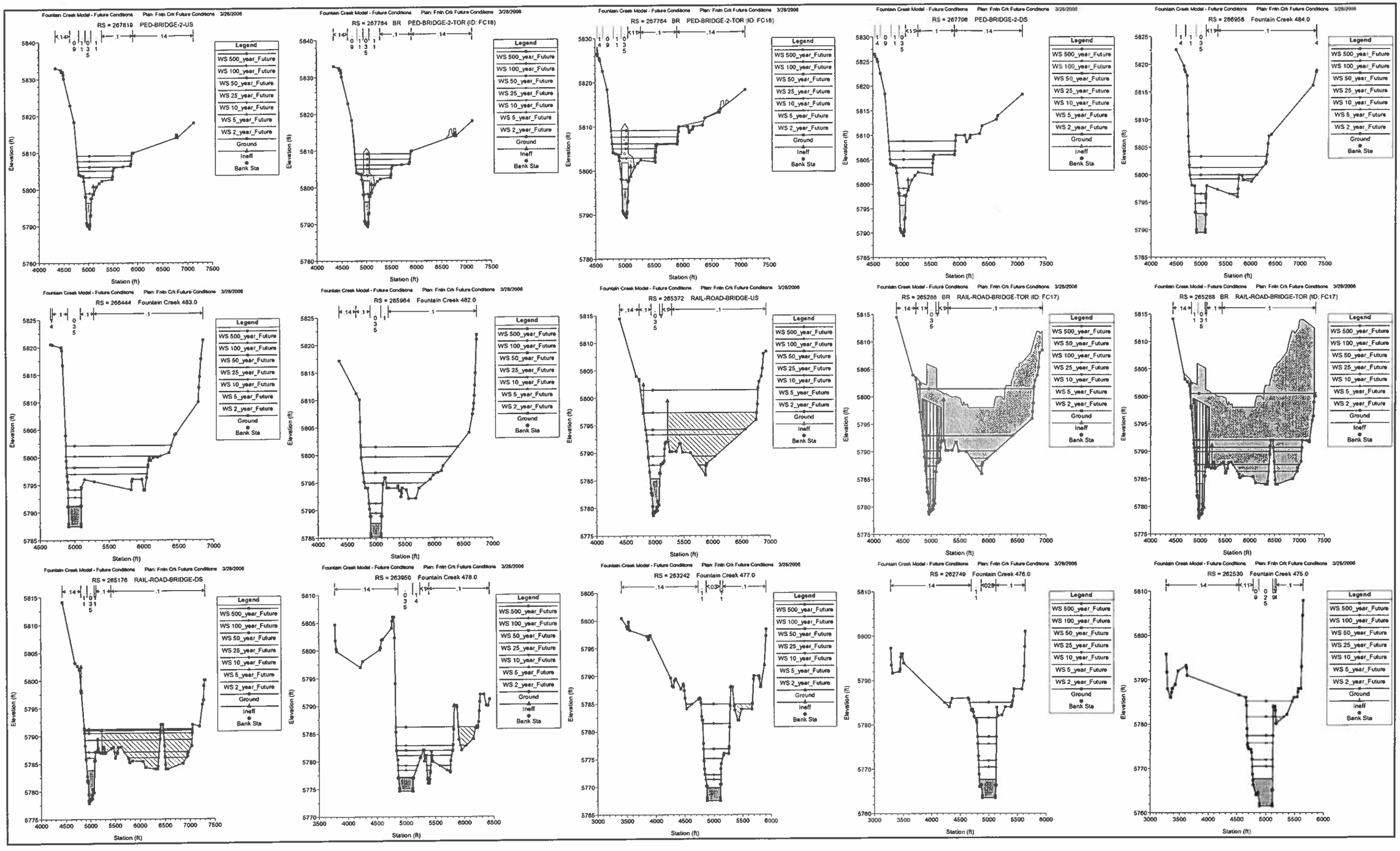
Fountain Creek Model - Future Conditions Plan: Fntn Crk Future Conditions 3/28/2006
RS = 267810 PED-BRIDGE-2-US
RS = 267764 BR PED-BRIDGE-2-TOR (ID: FC18)
RS = 267764 BR PED-BRIDGE-2-TOR (ID: FC18)
RS = 267708 PED-BRIDGE-2-DS
RS = 266958 Fountain Creek 484.0
RS = 266444 Fountain Creek 483.0
RS = 265964 Fountain Creek 482.0
RS = 265372 RAIL-ROAD-BRIDGE-US
RS = 265288 BR RAIL-ROAD-BRIDGE-TOR (ID: FC17)
RS = 265288 BR RAIL-ROAD-BRIDGE-TOR (ID: FC17)
RS = 265176 RAIL-ROAD-BRIDGE-DS
RS = 263950 Fountain Creek 478.0
RS = 263242 Fountain Creek 477.0
RS = 262749 Fountain Creek 476.0
RS = 262530 Fountain Creek 475.0
Legend
WS 500_year_Future
WS 100_year_Future
WS 50_year_Future
WS 25_year_Future
WS 10_year_Future
WS 5_year_Future
WS 2_year_Future
Ground
Ineff
Bank Sta
Elevation (ft)
Station (ft)

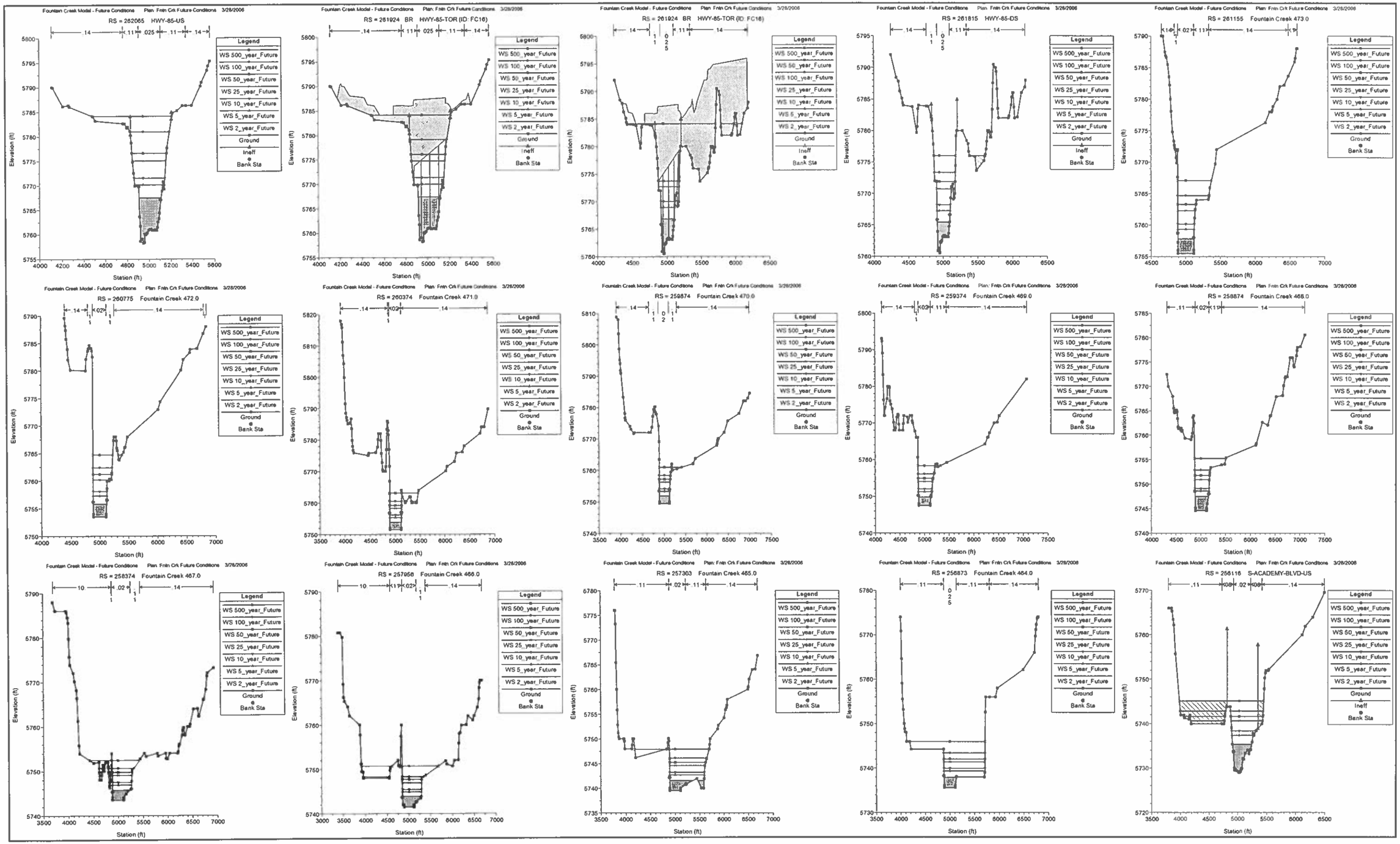
Fountain Creek Model - Future Conditions Plan: Fntn Crk Future Conditions 3/28/2006
RS = 262065 HWY-85-US
RS = 261924 BR HWY-85-TOR (ID: FC16)
RS = 261924 BR HWY-85-TOR (ID: FC16)
RS = 261815 HWY-85-DS
RS = 261155 Fountain Creek 473.0
RS = 260775 Fountain Creek 472.0
RS = 260374 Fountain Creek 471.0
RS = 259874 Fountain Creek 470.0
RS = 259374 Fountain Creek 469.0
RS = 258874 Fountain Creek 468.0
RS = 258374 Fountain Creek 467.0
RS = 257958 Fountain Creek 466.0
RS = 257303 Fountain Creek 465.0
RS = 256873 Fountain Creek 464.0
RS = 256116 S-ACADEMY-BLVD-US
Legend
WS 500_year_Future
WS 100_year_Future
WS 50_year_Future
WS 25_year_Future
WS 10_year_Future
WS 5_year_Future
WS 2_year_Future
Ground
Ineff
Bank Sta
Elevation (ft)
Station (ft)

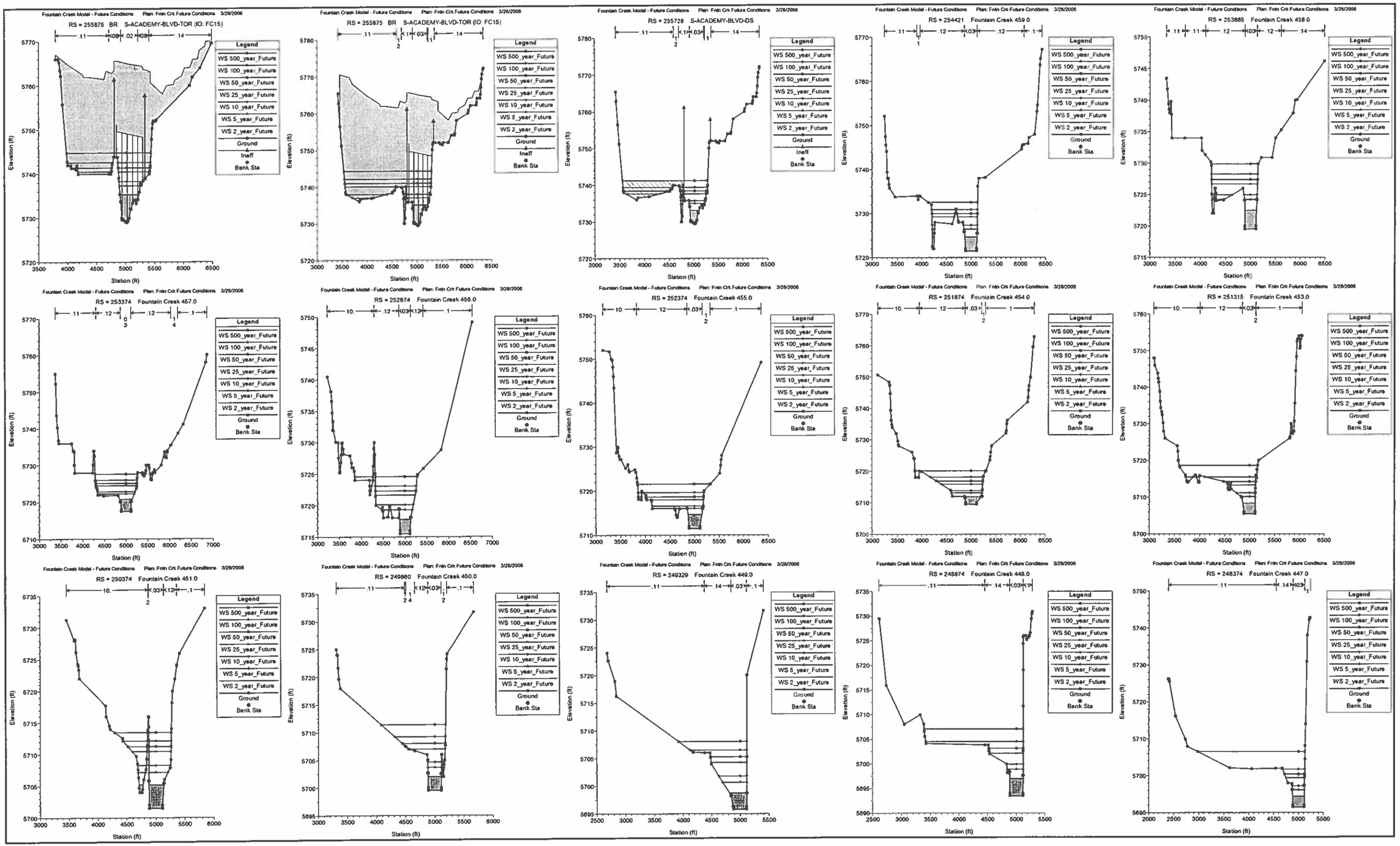
Fountain Creek Model - Future Conditions Plan: Fntn Crk Future Conditions 3/28/2006
RS = 255875 BR S-ACADEMY-BLVD-TOR (ID: FC15)
RS = 255875 BR S-ACADEMY-BLVD-TOR (ID: FC15)
RS = 255728 S-ACADEMY-BLVD-DS
RS = 254421 Fountain Creek 459.0
RS = 253885 Fountain Creek 458.0
RS = 253374 Fountain Creek 457.0
RS = 252874 Fountain Creek 456.0
RS = 252374 Fountain Creek 455.0
RS = 251874 Fountain Creek 454.0
RS = 251315 Fountain Creek 453.0
RS = 250374 Fountain Creek 451.0
RS = 249860 Fountain Creek 450.0
RS = 249329 Fountain Creek 449.0
RS = 248874 Fountain Creek 448.0
RS = 248374 Fountain Creek 447.0
Legend
WS 500_year_Future
WS 100_year_Future
WS 50_year_Future
WS 25_year_Future
WS 10_year_Future
WS 5_year_Future
WS 2_year_Future
Ground
Ineff
Bank Sta
Elevation (ft)
Station (ft)

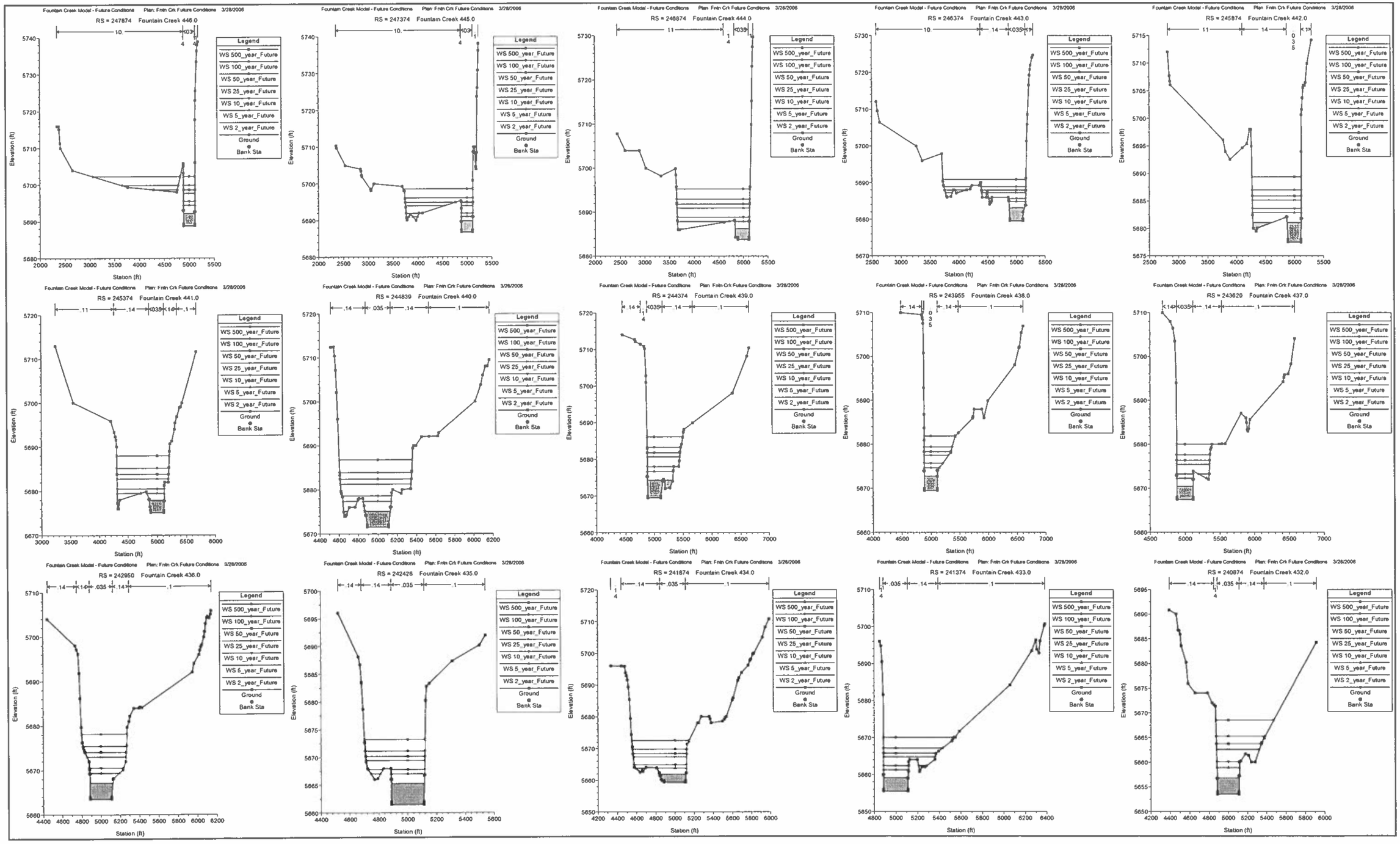
Fountain Creek Model - Future Conditions Plan: Fntn Crk Future Conditions 3/28/2006
RS = 247874 Fountain Creek 446.0
RS = 247374 Fountain Creek 445.0
RS = 246874 Fountain Creek 444.0
RS = 246374 Fountain Creek 443.0
RS = 245874 Fountain Creek 442.0
RS = 245374 Fountain Creek 441.0
RS = 244839 Fountain Creek 440.0
RS = 244374 Fountain Creek 439.0
RS = 243955 Fountain Creek 438.0
RS = 243620 Fountain Creek 437.0
RS = 242950 Fountain Creek 436.0
RS = 242428 Fountain Creek 435.0
RS = 241874 Fountain Creek 434.0
RS = 241374 Fountain Creek 433.0
RS = 240874 Fountain Creek 432.0
Legend
WS 500_year_Future
WS 100_year_Future
WS 50_year_Future
WS 25_year_Future
WS 10_year_Future
WS 5_year_Future
WS 2_year_Future
Ground
Bank Sta
Elevation (ft)
Station (ft)

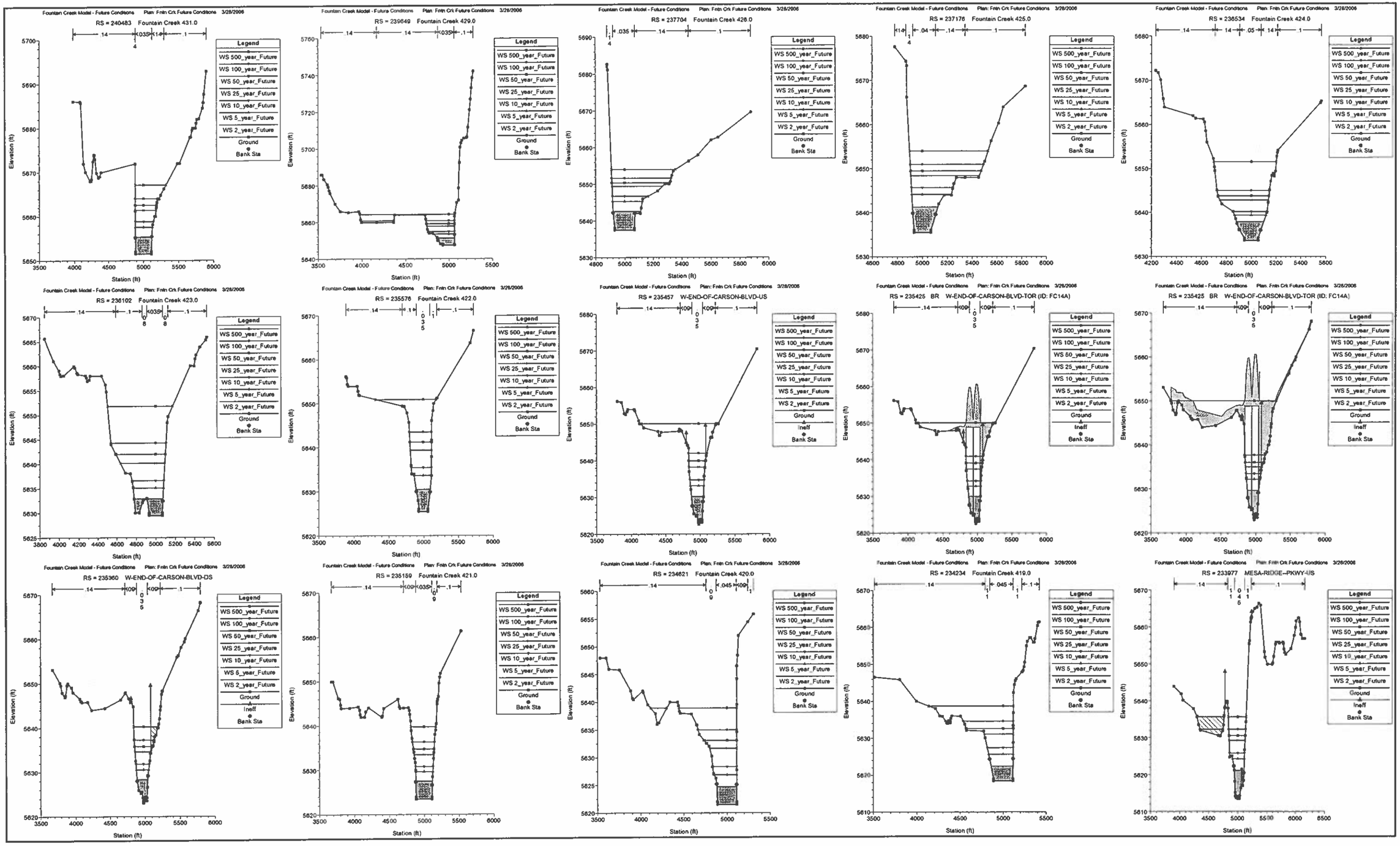
Fountain Creek Model - Future Conditions Plan: Fntn Crk Future Conditions 3/28/2006
RS = 240483 Fountain Creek 431.0
RS = 239649 Fountain Creek 429.0
RS = 237704 Fountain Creek 426.0
RS = 237176 Fountain Creek 425.0
RS = 236534 Fountain Creek 424.0
RS = 236102 Fountain Creek 423.0
RS = 235576 Fountain Creek 422.0
RS = 235457 W-END-OF-CARSON-BLVD-US
RS = 235425 BR W-END-OF-CARSON-BLVD-TOR (ID: FC14A)
RS = 235360 W-END-OF-CARSON-BLVD-DS
RS = 235159 Fountain Creek 421.0
RS = 234621 Fountain Creek 420.0
RS = 234234 Fountain Creek 419.0
RS = 233977 MESA-RIDGE--PKWY-US
Legend
WS 500_year_Future
WS 100_year_Future
WS 50_year_Future
WS 25_year_Future
WS 10_year_Future
WS 5_year_Future
WS 2_year_Future
Ground
Ineff
Bank Sta
Elevation (ft)
Station (ft)

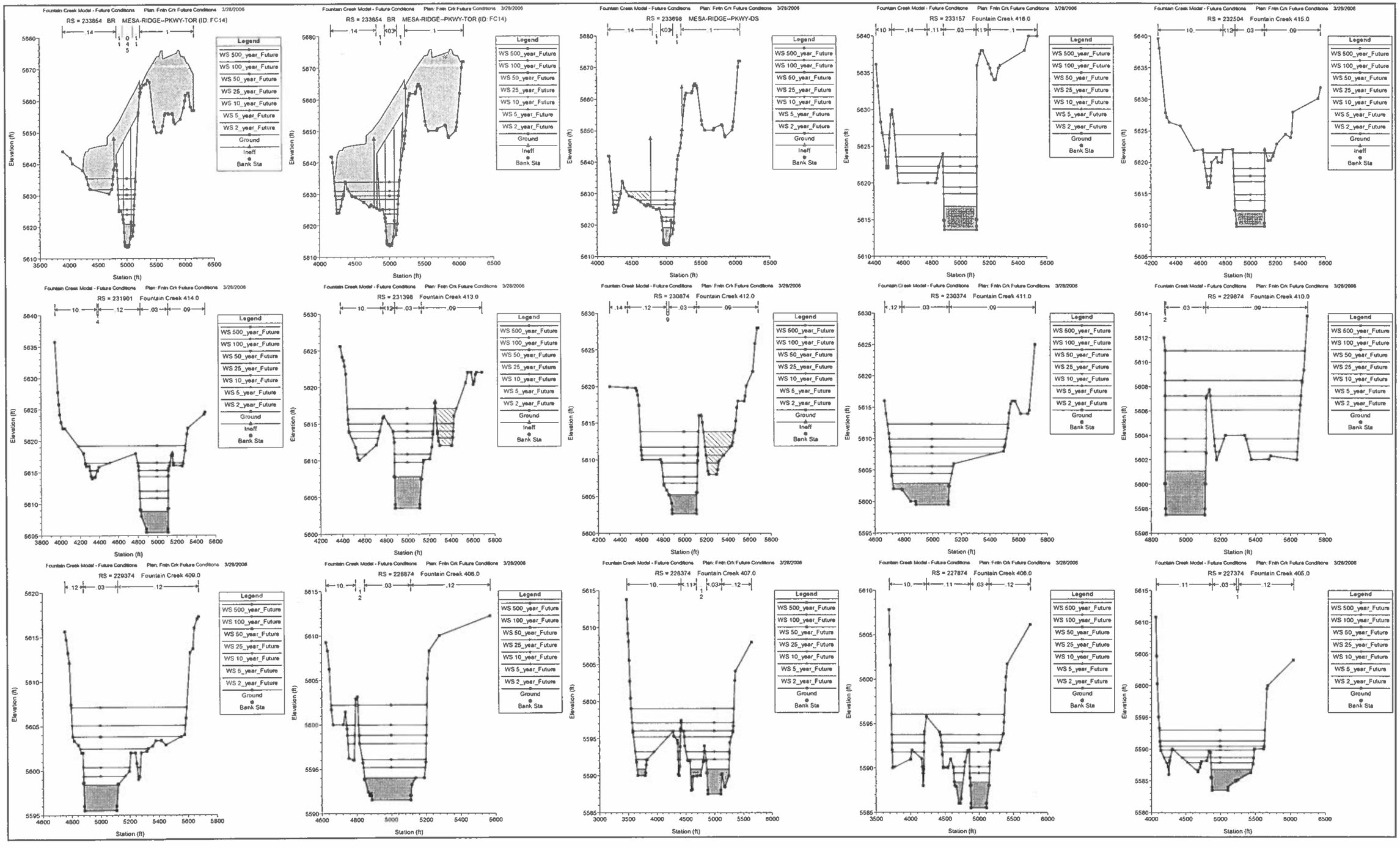
Fountain Creek Model - Future Conditions Plan: Fntn Crk Future Conditions 3/28/2006
RS = 233854 BR MESA-RIDGE--PKWY-TOR (ID: FC14)
RS = 233698 MESA-RIDGE--PKWY-DS
RS = 233157 Fountain Creek 416.0
RS = 232504 Fountain Creek 415.0
RS = 231901 Fountain Creek 414.0
RS = 231398 Fountain Creek 413.0
RS = 230874 Fountain Creek 412.0
RS = 230374 Fountain Creek 411.0
RS = 229874 Fountain Creek 410.0
RS = 229374 Fountain Creek 409.0
RS = 228874 Fountain Creek 408.0
RS = 228374 Fountain Creek 407.0
RS = 227874 Fountain Creek 406.0
RS = 227374 Fountain Creek 405.0
Legend
WS 500_year_Future
WS 100_year_Future
WS 50_year_Future
WS 25_year_Future
WS 10_year_Future
WS 5_year_Future
WS 2_year_Future
Ground
Ineff
Bank Sta
Elevation (ft)
Station (ft)

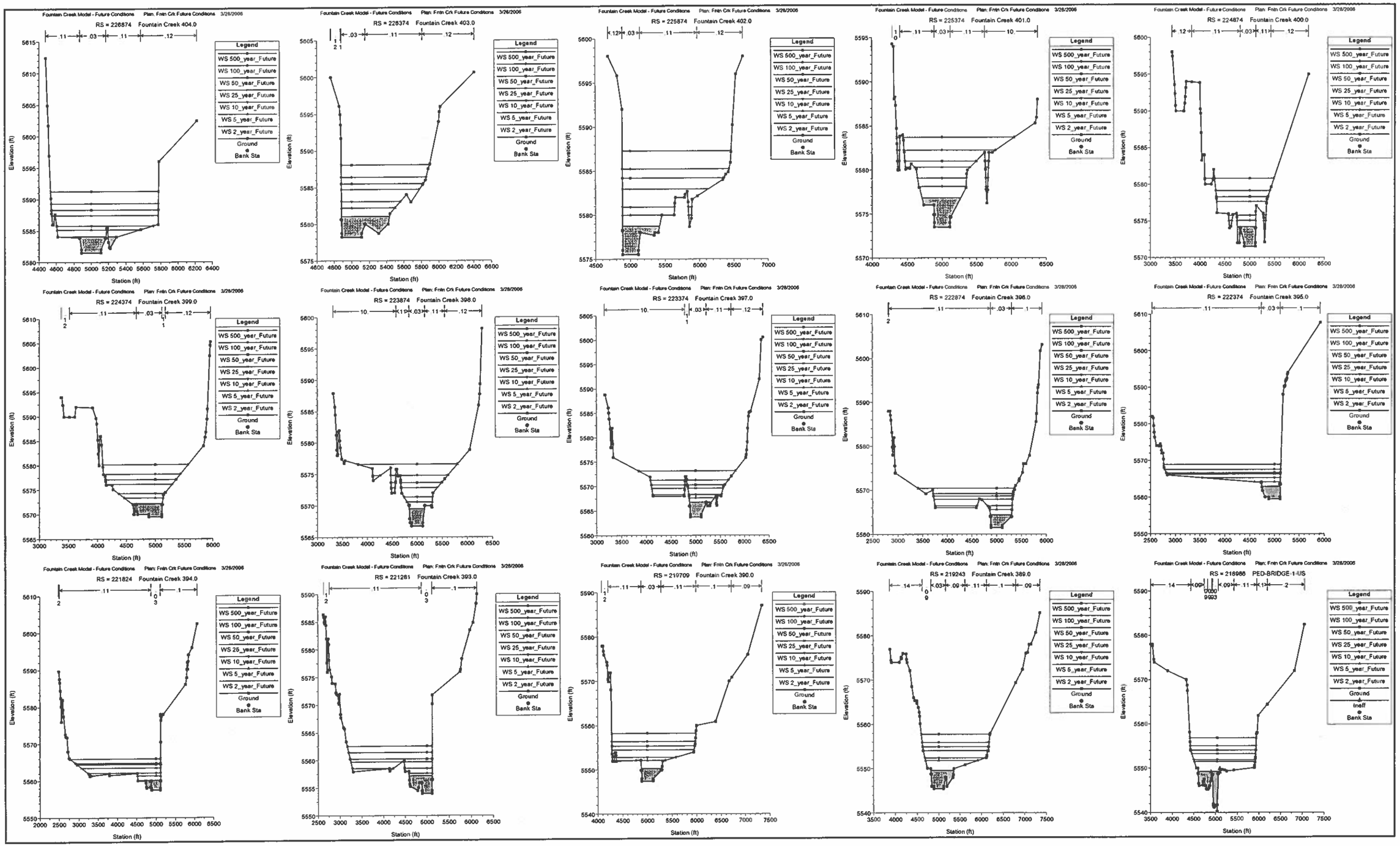
Fountain Creek Model - Future Conditions Plan: Fntn Crk Future Conditions 3/28/2006
RS = 226874 Fountain Creek 404.0
RS = 226374 Fountain Creek 403.0
RS = 225874 Fountain Creek 402.0
RS = 225374 Fountain Creek 401.0
RS = 224874 Fountain Creek 400.0
RS = 224374 Fountain Creek 399.0
RS = 223874 Fountain Creek 398.0
RS = 223374 Fountain Creek 397.0
RS = 222874 Fountain Creek 396.0
RS = 222374 Fountain Creek 395.0
RS = 221824 Fountain Creek 394.0
RS = 221281 Fountain Creek 393.0
RS = 219709 Fountain Creek 390.0
RS = 219243 Fountain Creek 389.0
RS = 218986 PED-BRIDGE-1-US
Legend
WS 500_year_Future
WS 100_year_Future
WS 50_year_Future
WS 25_year_Future
WS 10_year_Future
WS 5_year_Future
WS 2_year_Future
Ground
Ineff
Bank Sta
Elevation (ft)
Station (ft)

Fountain Creek Model - Future Conditions Plan: Fntn Crk Future Conditions 3/28/2006

RS = 218953 BR PED-BRIDGE-1-TOR (ID: FC13)



Fountain Creek Model - Future Conditions Plan: Fntn Crk Future Conditions 3/28/2006

RS = 218953 BR PED-BRIDGE-1-TOR (ID: FC13)

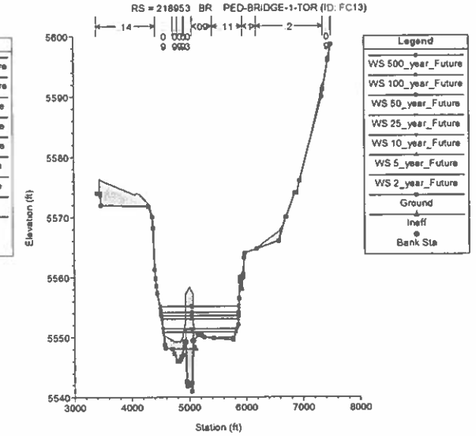

Fountain Creek Model - Future Conditions Plan: Fntn Crk Future Conditions 3/28/2006

RS = 218900 PED-BRIDGE-1-DS

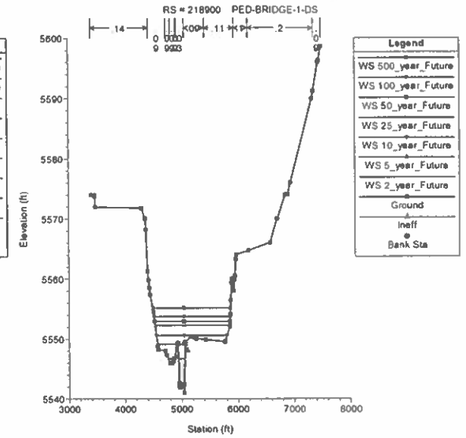

Fountain Creek Model - Future Conditions Plan: Fntn Crk Future Conditions 3/28/2006

RS = 218387 Fountain Creek 387.0

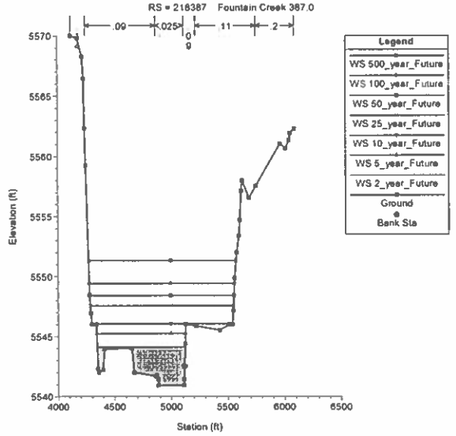

Fountain Creek Model - Future Conditions Plan: Fntn Crk Future Conditions 3/28/2006

RS = 217897 Fountain Creek 386.0

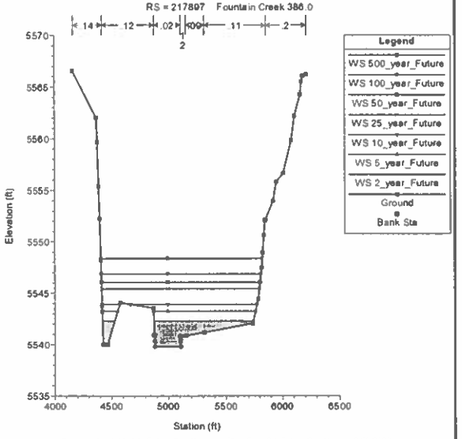

Fountain Creek Model - Future Conditions Plan: Fntn Crk Future Conditions 3/28/2006

RS = 217350 Fountain Creek 385.0

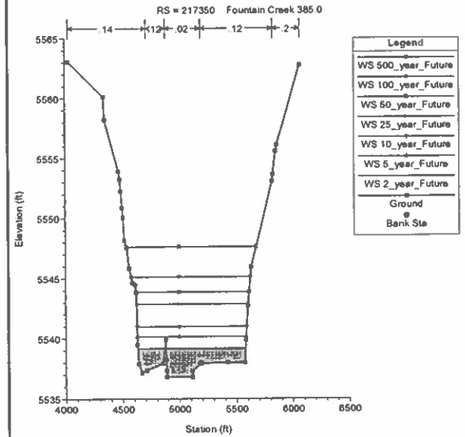

Fountain Creek Model - Future Conditions Plan: Fntn Crk Future Conditions 3/28/2006

RS = 216505 Fountain Creek 384.0

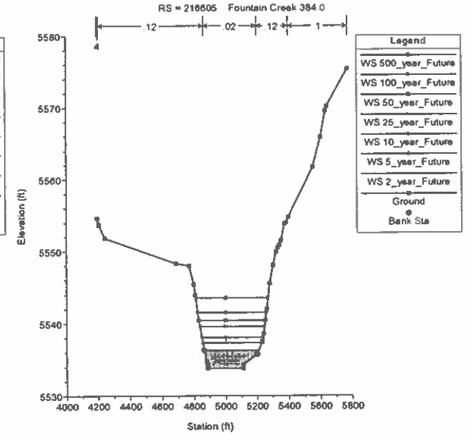

Fountain Creek Model - Future Conditions Plan: Fntn Crk Future Conditions 3/28/2006

RS = 215970 Fountain Creek 382.0

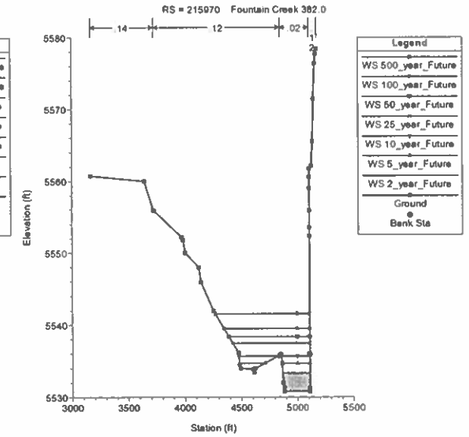

Fountain Creek Model - Future Conditions Plan: Fntn Crk Future Conditions 3/28/2006

RS = 215443 Fountain Creek 381.0

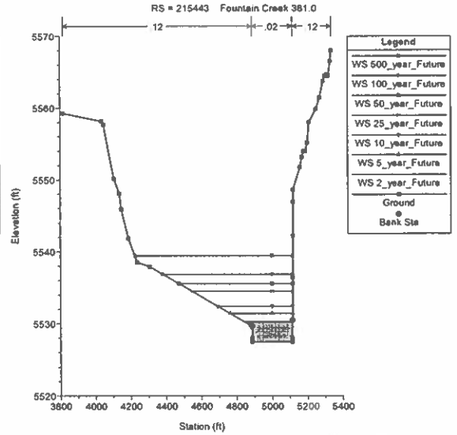

Fountain Creek Model - Future Conditions Plan: Fntn Crk Future Conditions 3/28/2006

RS = 214896 Fountain Creek 380.0

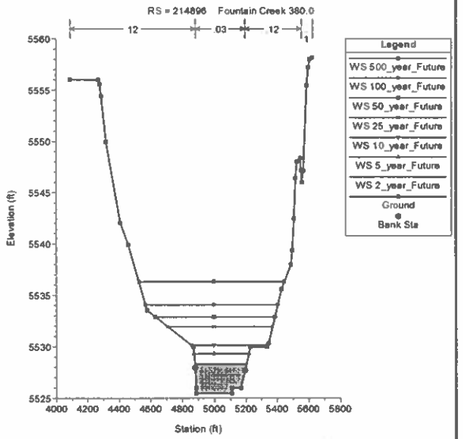

Fountain Creek Model - Future Conditions Plan: Fntn Crk Future Conditions 3/28/2006

RS = 214374 Fountain Creek 379.0

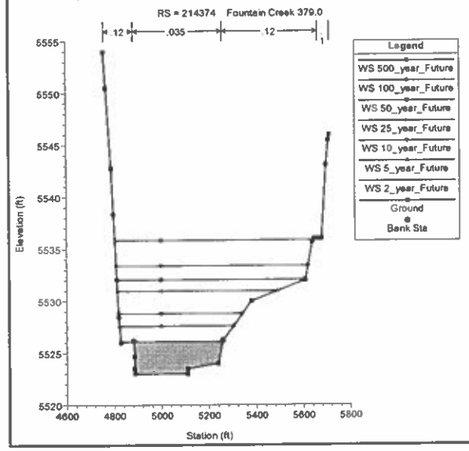

Fountain Creek Model - Future Conditions Plan: Fntn Crk Future Conditions 3/28/2006

RS = 213874 Fountain Creek 378.0

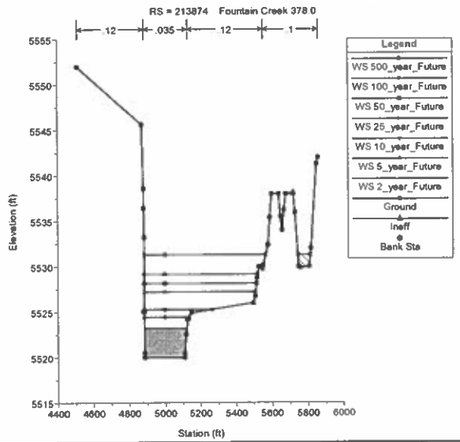

Fountain Creek Model - Future Conditions Plan: Fntn Crk Future Conditions 3/28/2006

RS = 213313 Fountain Creek 377.0

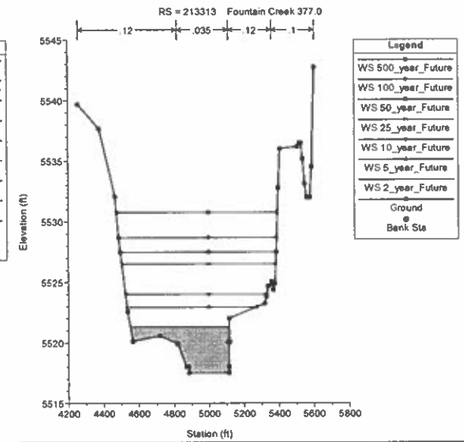

Fountain Creek Model - Future Conditions Plan: Fntn Crk Future Conditions 3/28/2006

RS = 212334 Fountain Creek 375.0

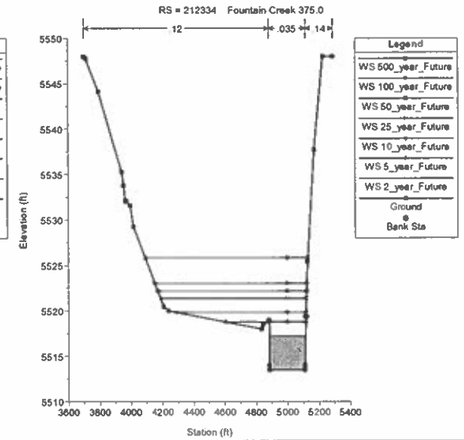

Fountain Creek Model - Future Conditions Plan: Fntn Crk Future Conditions 3/28/2006

RS = 210637 Fountain Creek 372.0

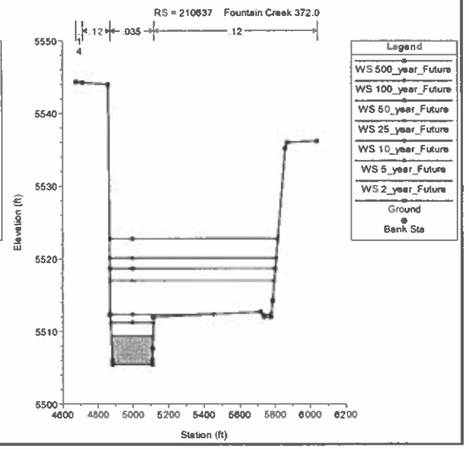

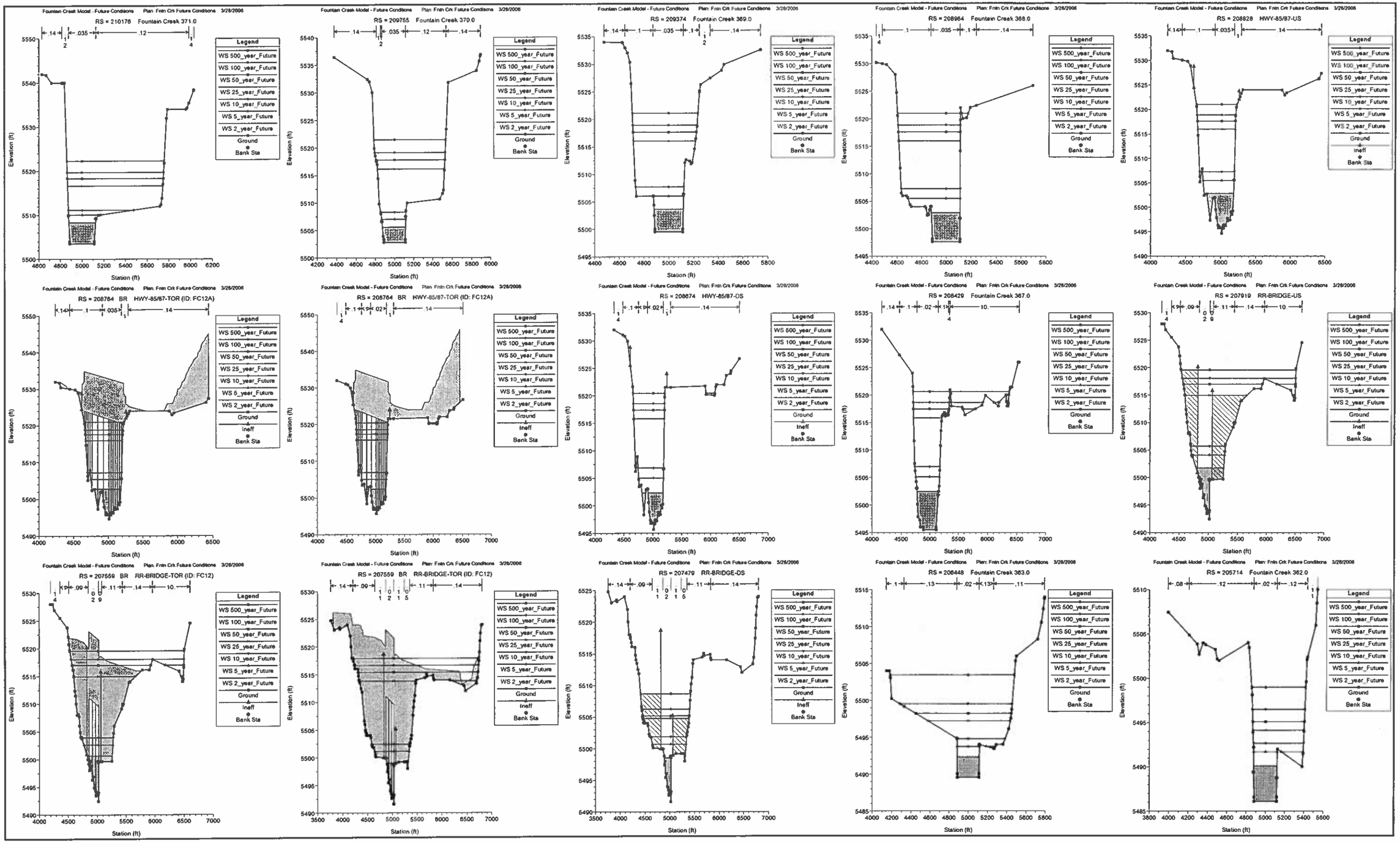
Fountain Creek Model - Future Conditions Plan: Fntn Crk Future Conditions 3/28/2006
RS = 210176 Fountain Creek 371.0
RS = 209755 Fountain Creek 370.0
RS = 209374 Fountain Creek 369.0
RS = 208964 Fountain Creek 368.0
RS = 208828 HWY-85/87-US
RS = 208764 BR HWY-85/87-TOR (ID: FC12A)
RS = 208674 HWY-85/87-DS
RS = 208429 Fountain Creek 367.0
RS = 207919 RR-BRIDGE-US
RS = 207559 BR RR-BRIDGE-TOR (ID: FC12)
RS = 207479 RR-BRIDGE-DS
RS = 206448 Fountain Creek 363.0
RS = 205714 Fountain Creek 362.0
Legend
WS 500_year_Future
WS 100_year_Future
WS 50_year_Future
WS 25_year_Future
WS 10_year_Future
WS 5_year_Future
WS 2_year_Future
Ground
Ineff
Bank Sta
Elevation (ft)
Station (ft)

Fountain Creek Model - Future Conditions Plan: Fntn Crk Future Conditions 3/28/2006

RS = 205278 Fountain Creek 361.0

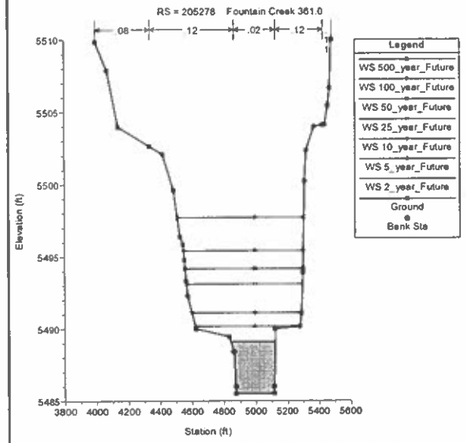

Fountain Creek Model - Future Conditions Plan: Fntn Crk Future Conditions 3/28/2006

RS = 204874 Fountain Creek 360.0

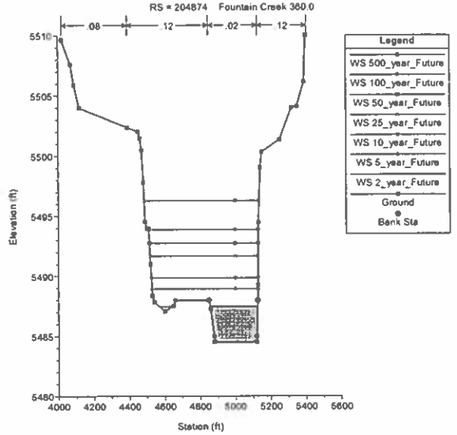

Fountain Creek Model - Future Conditions Plan: Fntn Crk Future Conditions 3/28/2006

RS = 204374 Fountain Creek 359.0

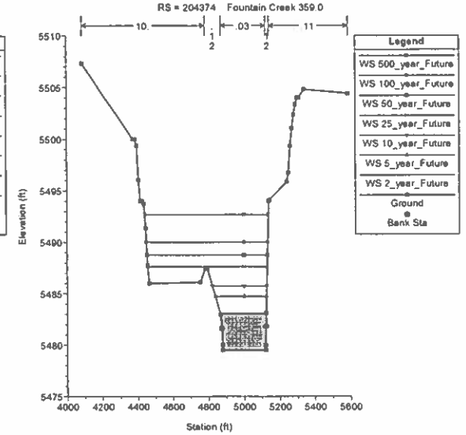

Fountain Creek Model - Future Conditions Plan: Fntn Crk Future Conditions 3/28/2006

RS = 203374 Fountain Creek 357.0

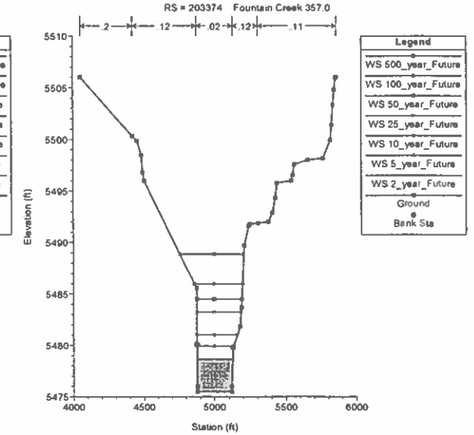

Fountain Creek Model - Future Conditions Plan: Fntn Crk Future Conditions 3/28/2006

RS = 202817 Fountain Creek 356.0

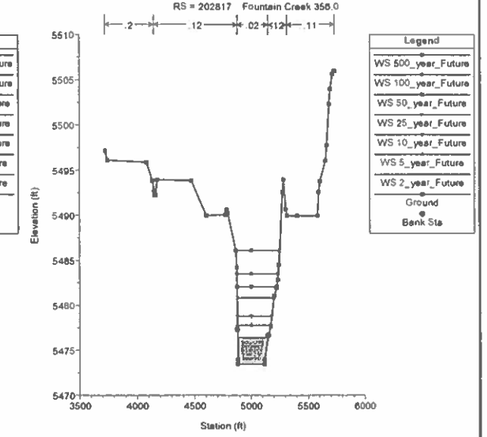

Fountain Creek Model - Future Conditions Plan: Fntn Crk Future Conditions 3/28/2006

RS = 202374 Fountain Creek 355.0

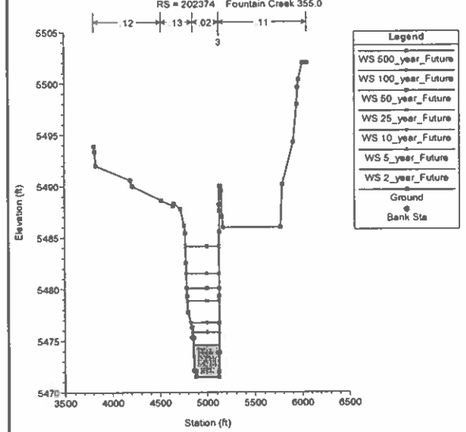

Fountain Creek Model - Future Conditions Plan: Fntn Crk Future Conditions 3/28/2006

RS = 201873 Fountain Creek 354.0

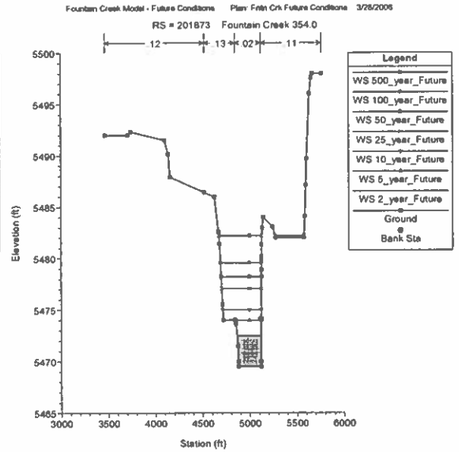

Fountain Creek Model - Future Conditions Plan: Fntn Crk Future Conditions 3/28/2006

RS = 201374 Fountain Creek 353.0



Fountain Creek Model - Future Conditions Plan: Fntn Crk Future Conditions 3/28/2006

RS = 200374 Fountain Creek 351.0

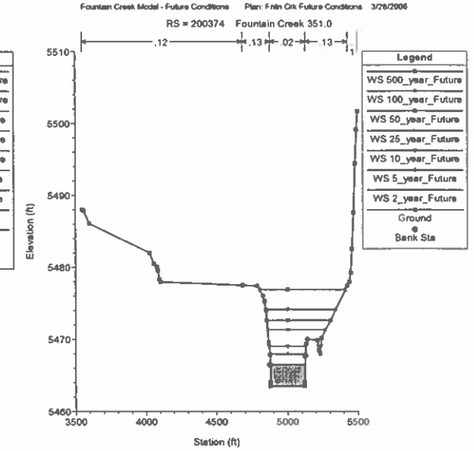

Fountain Creek Model - Future Conditions Plan: Fntn Crk Future Conditions 3/28/2006

RS = 199874 Fountain Creek 350.0

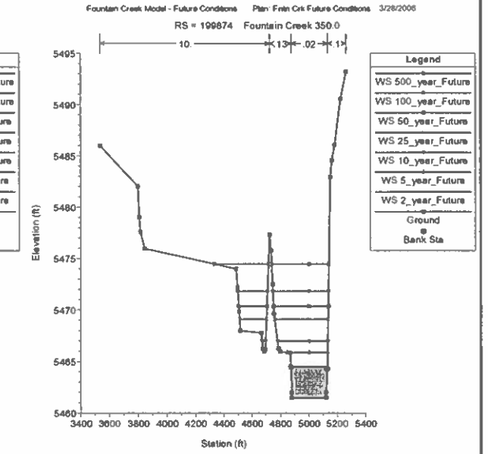

Fountain Creek Model - Future Conditions Plan: Fntn Crk Future Conditions 3/28/2006

RS = 199387 Fountain Creek 349.0

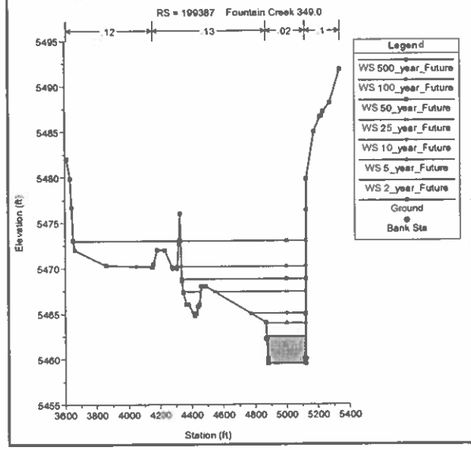

Fountain Creek Model - Future Conditions Plan: Fntn Crk Future Conditions 3/28/2006

RS = 198874 Fountain Creek 348.0

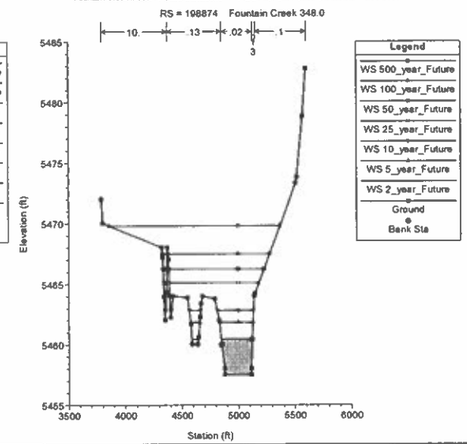

Fountain Creek Model - Future Conditions Plan: Fntn Crk Future Conditions 3/28/2006

RS = 198374 Fountain Creek 347.0

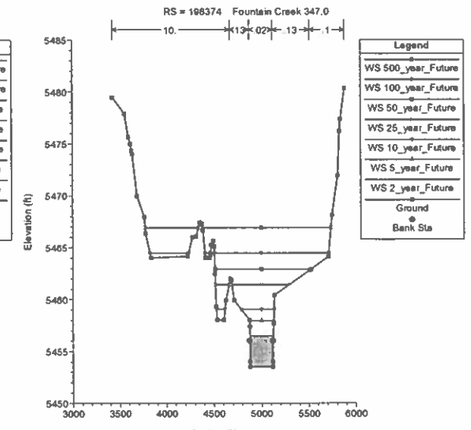

Fountain Creek Model - Future Conditions Plan: Fntn Crk Future Conditions 3/28/2006

RS = 197874 Fountain Creek 346.0

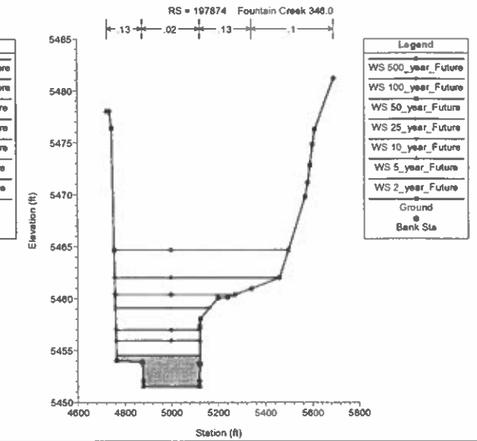

Fountain Creek Model - Future Conditions Plan: Fntn Crk Future Conditions 3/28/2006

RS = 197374 Fountain Creek 345.0

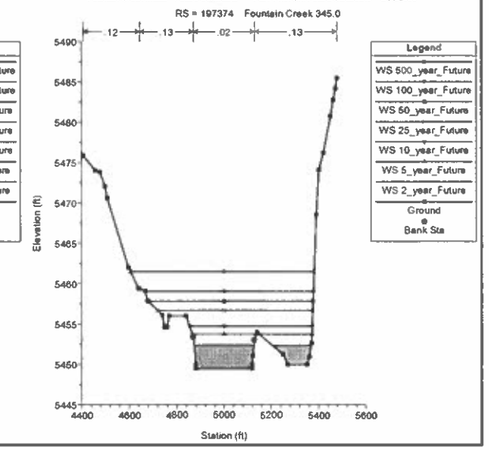

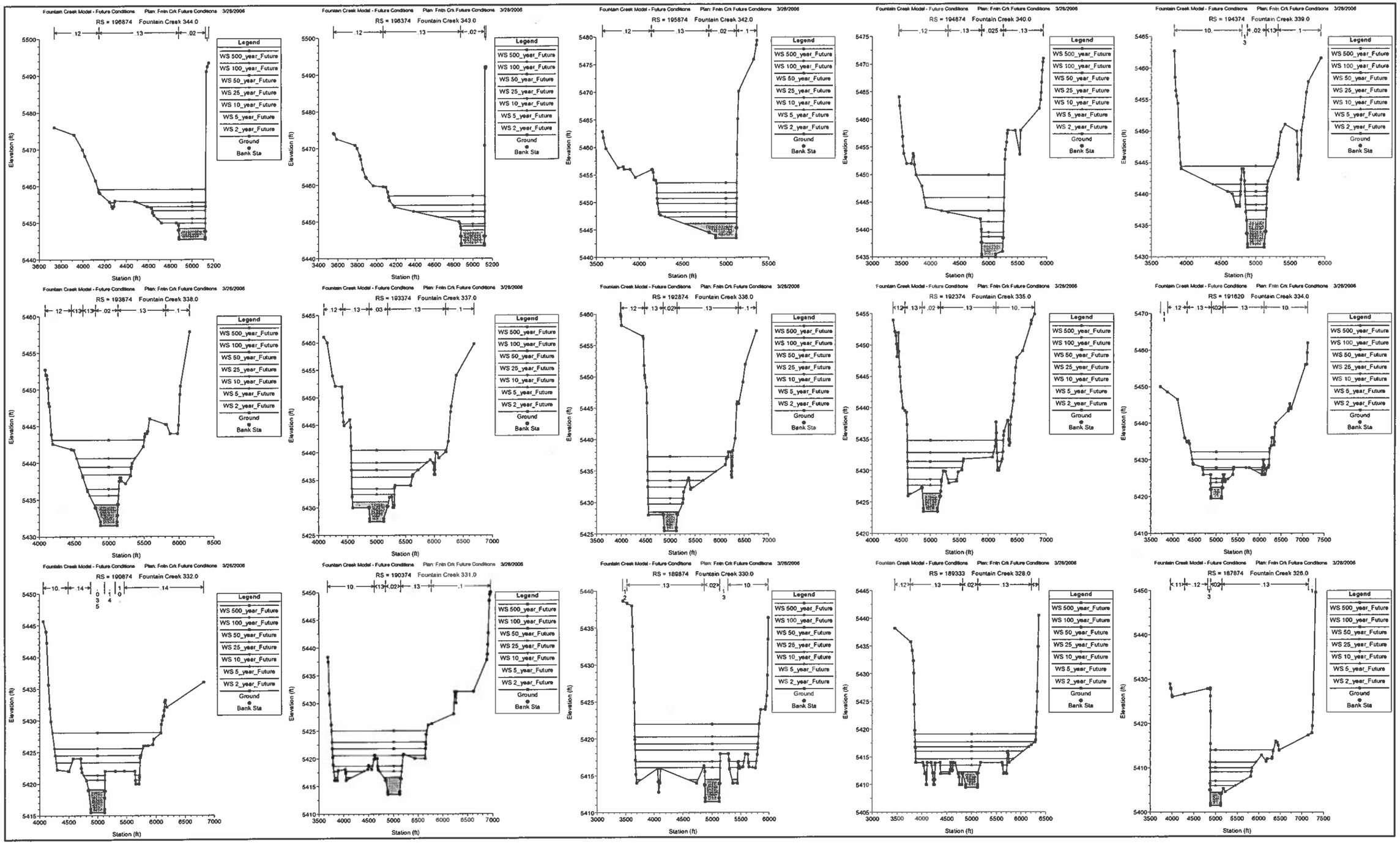
Fountain Creek Model - Future Conditions Plan: Fntn Crk Future Conditions 3/28/2006
RS = 196874 Fountain Creek 344.0
RS = 196374 Fountain Creek 343.0
RS = 195874 Fountain Creek 342.0
RS = 194874 Fountain Creek 340.0
RS = 194374 Fountain Creek 339.0
RS = 193874 Fountain Creek 338.0
RS = 193374 Fountain Creek 337.0
RS = 192874 Fountain Creek 336.0
RS = 192374 Fountain Creek 335.0
RS = 191620 Fountain Creek 334.0
RS = 190874 Fountain Creek 332.0
RS = 190374 Fountain Creek 331.0
RS = 189874 Fountain Creek 330.0
RS = 189333 Fountain Creek 328.0
RS = 187874 Fountain Creek 326.0
Legend
WS 500_year_Future
WS 100_year_Future
WS 50_year_Future
WS 25_year_Future
WS 10_year_Future
WS 5_year_Future
WS 2_year_Future
Ground
Bank Sta
Elevation (ft)
Station (ft)

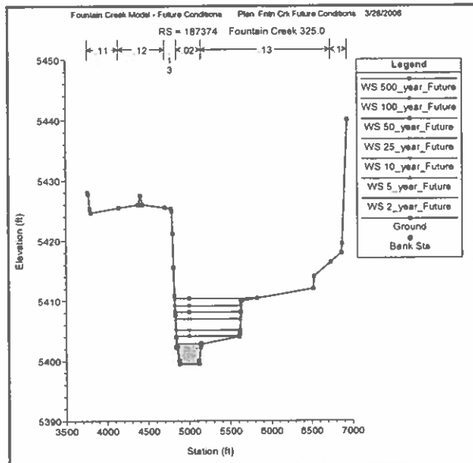
Fountain Creek Model - Future Conditions Plan: Fntn Crk Future Conditions 3/28/2006
RS = 187374 Fountain Creek 325.0
Legend
WS 500_year_Future
WS 100_year_Future
WS 50_year_Future
WS 25_year_Future
WS 10_year_Future
WS 5_year_Future
WS 2_year_Future
Ground
Bank Sta
Elevation (ft)
Station (ft)

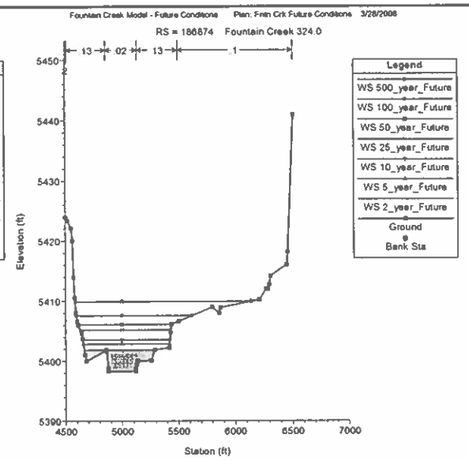
Fountain Creek Model - Future Conditions Plan: Fntn Crk Future Conditions 3/28/2006
RS = 186874 Fountain Creek 324.0
Legend
WS 500_year_Future
WS 100_year_Future
WS 50_year_Future
WS 25_year_Future
WS 10_year_Future
WS 5_year_Future
WS 2_year_Future
Ground
Bank Sta
Elevation (ft)
Station (ft)

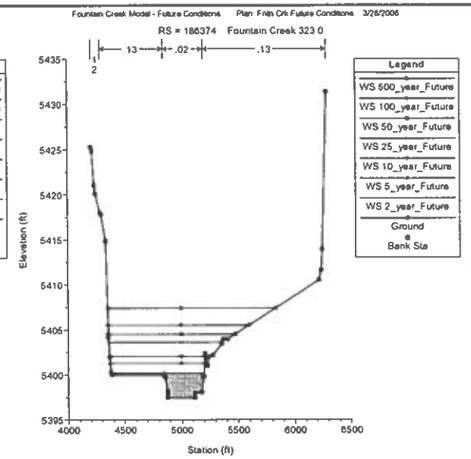
Fountain Creek Model - Future Conditions Plan: Fntn Crk Future Conditions 3/28/2006
RS = 186374 Fountain Creek 323.0
Legend
WS 500_year_Future
WS 100_year_Future
WS 50_year_Future
WS 25_year_Future
WS 10_year_Future
WS 5_year_Future
WS 2_year_Future
Ground
Bank Sta
Elevation (ft)
Station (ft)

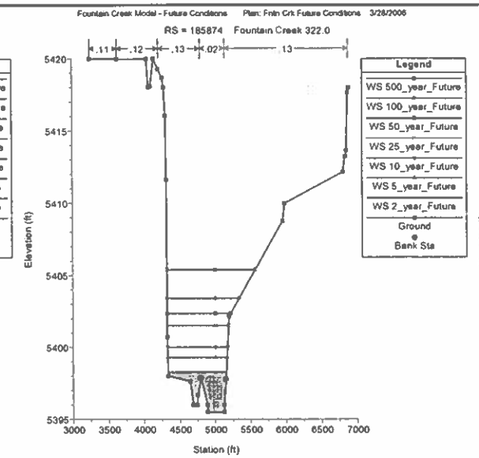
Fountain Creek Model - Future Conditions Plan: Fntn Crk Future Conditions 3/28/2006
RS = 185874 Fountain Creek 322.0
Legend
WS 500_year_Future
WS 100_year_Future
WS 50_year_Future
WS 25_year_Future
WS 10_year_Future
WS 5_year_Future
WS 2_year_Future
Ground
Bank Sta
Elevation (ft)
Station (ft)

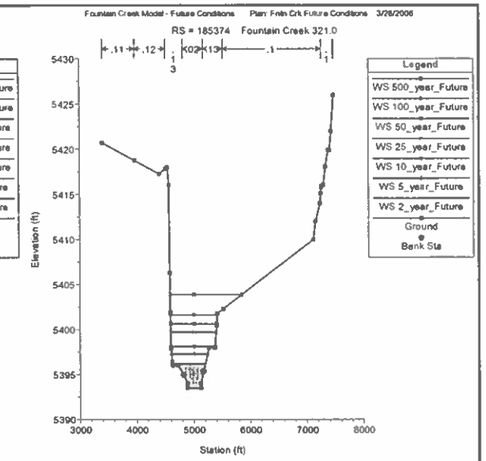
Fountain Creek Model - Future Conditions Plan: Fntn Crk Future Conditions 3/28/2006
RS = 185374 Fountain Creek 321.0
Legend
WS 500_year_Future
WS 100_year_Future
WS 50_year_Future
WS 25_year_Future
WS 10_year_Future
WS 5_year_Future
WS 2_year_Future
Ground
Bank Sta
Elevation (ft)
Station (ft)

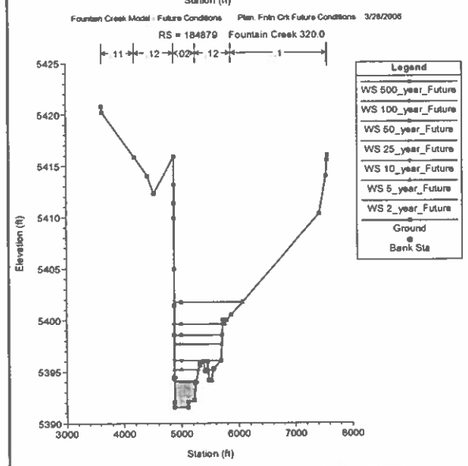
Fountain Creek Model - Future Conditions Plan: Fntn Crk Future Conditions 3/28/2006
RS = 184879 Fountain Creek 320.0
Legend
WS 500_year_Future
WS 100_year_Future
WS 50_year_Future
WS 25_year_Future
WS 10_year_Future
WS 5_year_Future
WS 2_year_Future
Ground
Bank Sta
Elevation (ft)
Station (ft)

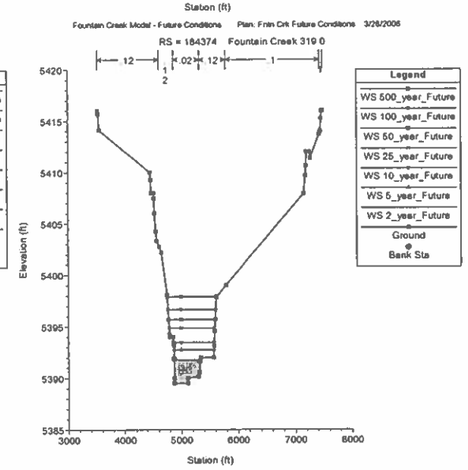
Fountain Creek Model - Future Conditions Plan: Fntn Crk Future Conditions 3/28/2006
RS = 184374 Fountain Creek 319.0
Legend
WS 500_year_Future
WS 100_year_Future
WS 50_year_Future
WS 25_year_Future
WS 10_year_Future
WS 5_year_Future
WS 2_year_Future
Ground
Bank Sta
Elevation (ft)
Station (ft)

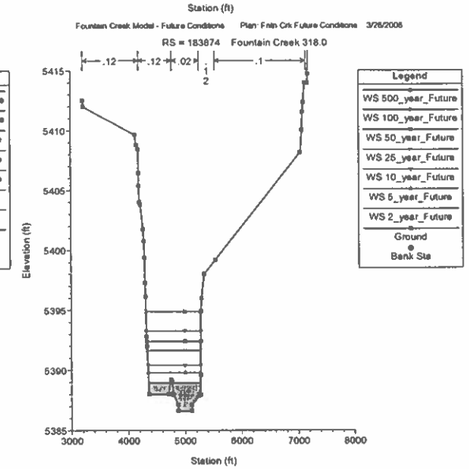
Fountain Creek Model - Future Conditions Plan: Fntn Crk Future Conditions 3/28/2006
RS = 183874 Fountain Creek 318.0
Legend
WS 500_year_Future
WS 100_year_Future
WS 50_year_Future
WS 25_year_Future
WS 10_year_Future
WS 5_year_Future
WS 2_year_Future
Ground
Bank Sta
Elevation (ft)
Station (ft)


Fountain Creek Model - Future Conditions Plan: Fntn Crk Future Conditions 3/28/2006
RS = 183374 Fountain Creek 317.0
Legend
WS 500_year_Future
WS 100_year_Future
WS 50_year_Future
WS 25_year_Future
WS 10_year_Future
WS 5_year_Future
WS 2_year_Future
Ground
Bank Sta
Elevation (ft)
Station (ft)

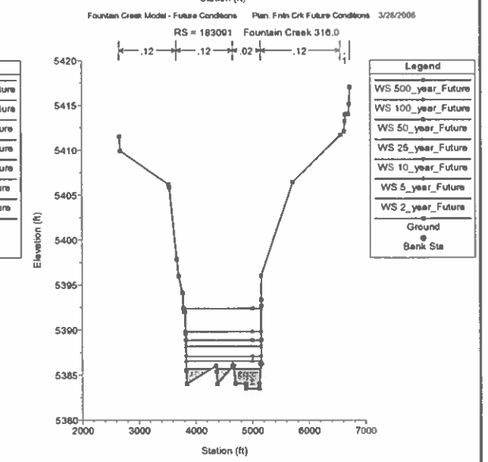
Fountain Creek Model - Future Conditions Plan: Fntn Crk Future Conditions 3/28/2006
RS = 183091 Fountain Creek 316.0
Legend
WS 500_year_Future
WS 100_year_Future
WS 50_year_Future
WS 25_year_Future
WS 10_year_Future
WS 5_year_Future
WS 2_year_Future
Ground
Bank Sta
Elevation (ft)
Station (ft)

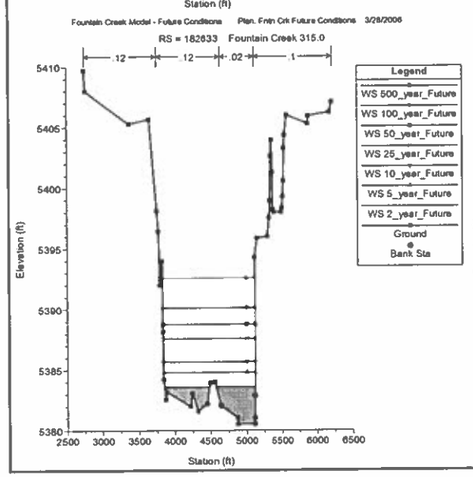
Fountain Creek Model - Future Conditions Plan: Fntn Crk Future Conditions 3/28/2006
RS = 182633 Fountain Creek 315.0
Legend
WS 500_year_Future
WS 100_year_Future
WS 50_year_Future
WS 25_year_Future
WS 10_year_Future
WS 5_year_Future
WS 2_year_Future
Ground
Bank Sta
Elevation (ft)
Station (ft)

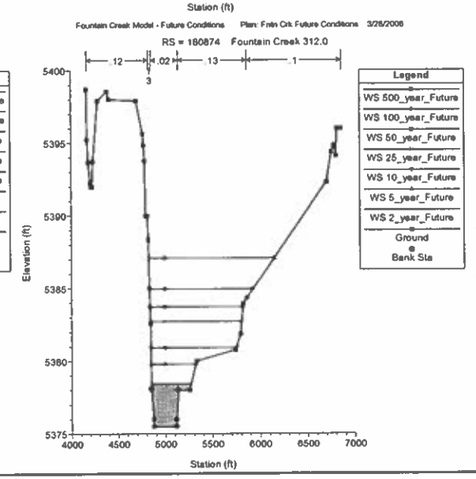
Fountain Creek Model - Future Conditions Plan: Fntn Crk Future Conditions 3/28/2006
RS = 180874 Fountain Creek 312.0
Legend
WS 500_year_Future
WS 100_year_Future
WS 50_year_Future
WS 25_year_Future
WS 10_year_Future
WS 5_year_Future
WS 2_year_Future
Ground
Bank Sta
Elevation (ft)
Station (ft)

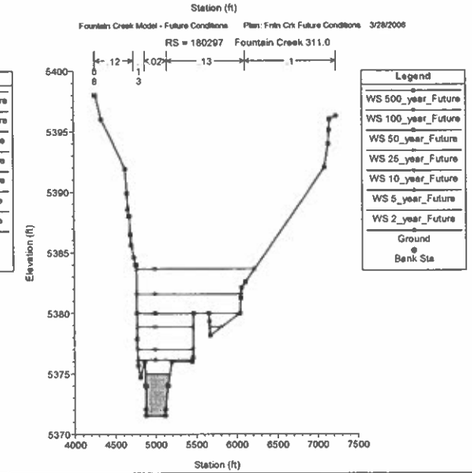
Fountain Creek Model - Future Conditions Plan: Fntn Crk Future Conditions 3/28/2006
RS = 180297 Fountain Creek 311.0
Legend
WS 500_year_Future
WS 100_year_Future
WS 50_year_Future
WS 25_year_Future
WS 10_year_Future
WS 5_year_Future
WS 2_year_Future
Ground
Bank Sta
Elevation (ft)
Station (ft)


Fountain Creek Model - Future Conditions Plan: Fntn Crk Future Conditions 3/28/2006
RS = 179677 Fountain Creek 309.0
Legend
WS 500_year_Future
WS 100_year_Future
WS 50_year_Future
WS 25_year_Future
WS 10_year_Future
WS 5_year_Future
WS 2_year_Future
Ground
Bank Sta
Elevation (ft)
Station (ft)

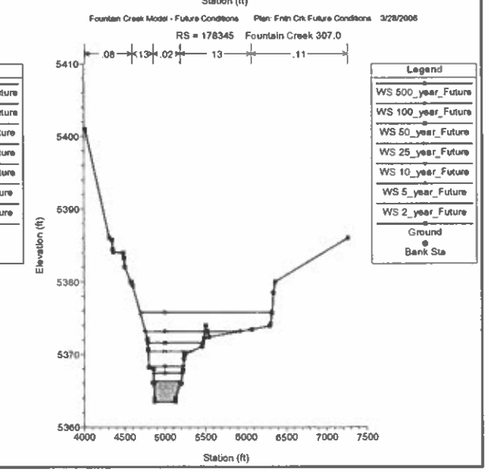
Fountain Creek Model - Future Conditions Plan: Fntn Crk Future Conditions 3/28/2006
RS = 178345 Fountain Creek 307.0
Legend
WS 500_year_Future
WS 100_year_Future
WS 50_year_Future
WS 25_year_Future
WS 10_year_Future
WS 5_year_Future
WS 2_year_Future
Ground
Bank Sta
Elevation (ft)
Station (ft)

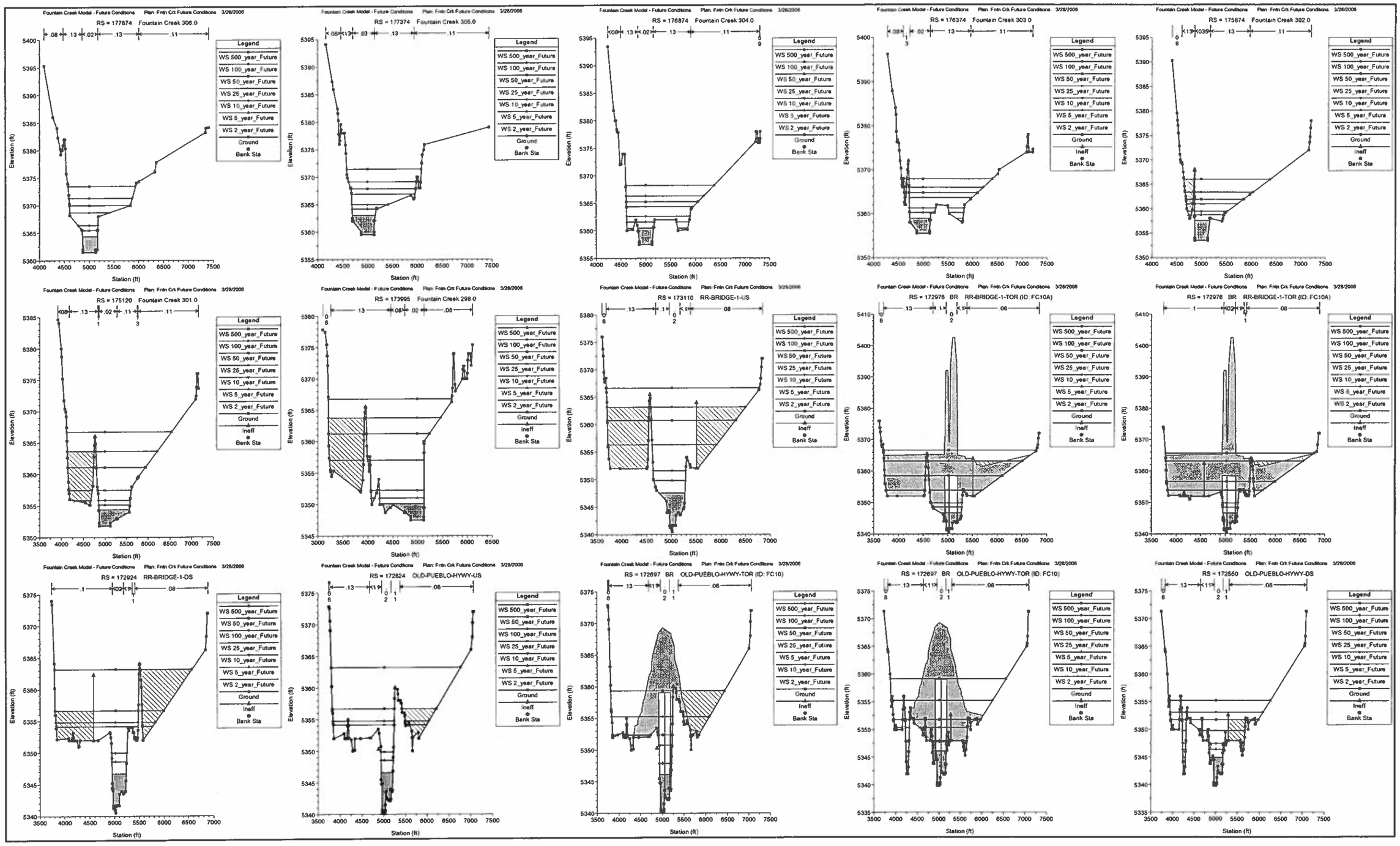
Fountain Creek Model - Future Conditions Plan: Fntn Crk Future Conditions 3/28/2006
RS = 177874 Fountain Creek 306.0
RS = 177374 Fountain Creek 305.0
RS = 176874 Fountain Creek 304.0
RS = 176374 Fountain Creek 303.0
RS = 175874 Fountain Creek 302.0
RS = 175120 Fountain Creek 301.0
RS = 173995 Fountain Creek 298.0
RS = 173110 RR-BRIDGE-1-US
RS = 172976 BR RR-BRIDGE-1-TOR (ID: FC10A)
RS = 172924 RR-BRIDGE-1-DS
RS = 172824 OLD-PUEBLO-HYWY-US
RS = 172697 BR OLD-PUEBLO-HYWY-TOR (ID: FC10)
RS = 172560 OLD-PUEBLO-HYWY-DS
Legend
WS 500_year_Future
WS 100_year_Future
WS 50_year_Future
WS 25_year_Future
WS 10_year_Future
WS 5_year_Future
WS 2_year_Future
Ground
Ineff
Bank Sta
Elevation (ft)
Station (ft)

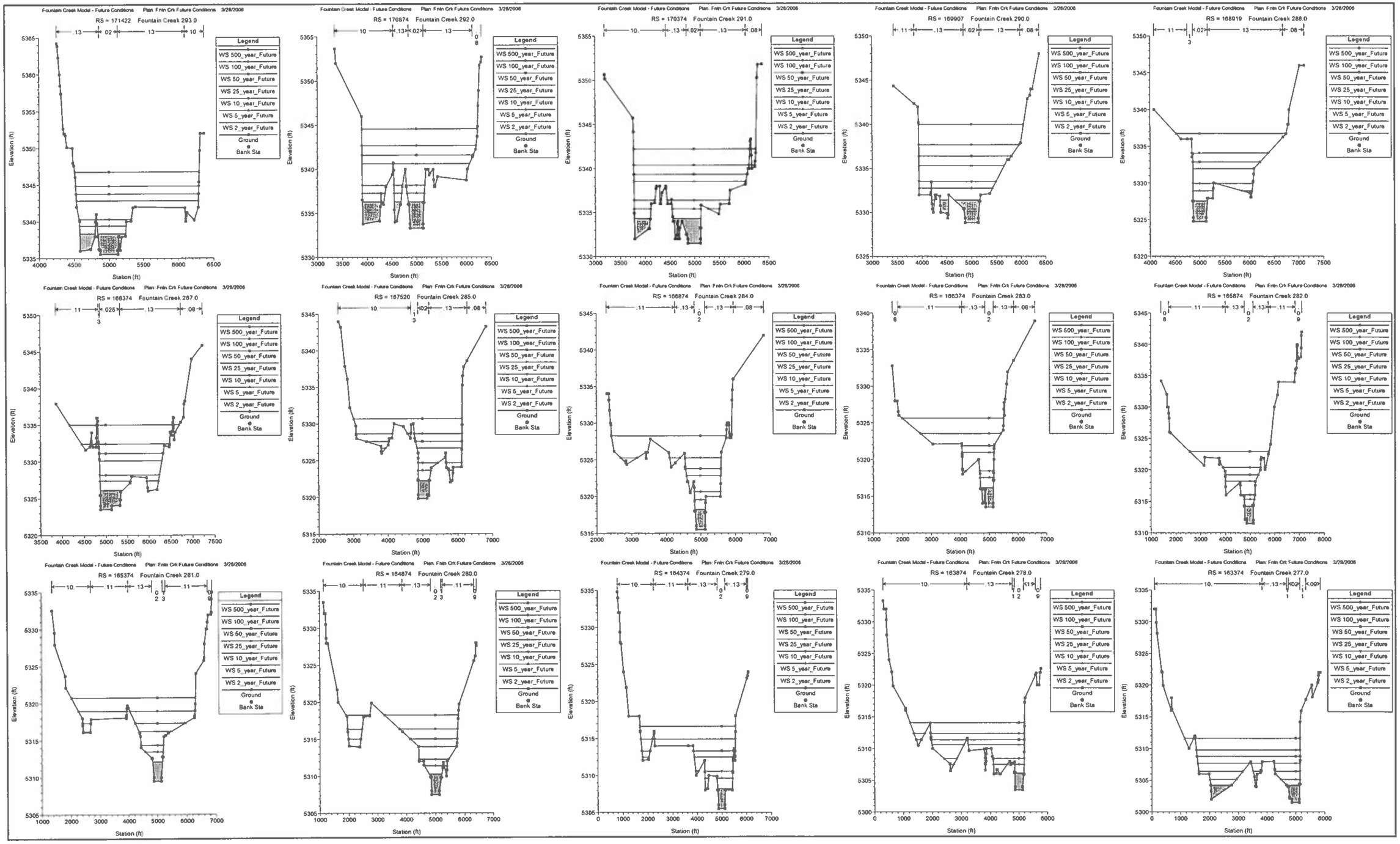
Fountain Creek Model - Future Conditions Plan: Fntn Crk Future Conditions 3/28/2006
RS = 171422 Fountain Creek 293.0
RS = 170874 Fountain Creek 292.0
RS = 170374 Fountain Creek 291.0
RS = 169907 Fountain Creek 290.0
RS = 169419 Fountain Creek 288.0
RS = 168374 Fountain Creek 287.0
RS = 167520 Fountain Creek 285.0
RS = 166874 Fountain Creek 284.0
RS = 166374 Fountain Creek 283.0
RS = 165874 Fountain Creek 282.0
RS = 165374 Fountain Creek 281.0
RS = 164874 Fountain Creek 280.0
RS = 164374 Fountain Creek 279.0
RS = 163874 Fountain Creek 278.0
RS = 163374 Fountain Creek 277.0
Legend
WS 500_year_Future
WS 100_year_Future
WS 50_year_Future
WS 25_year_Future
WS 10_year_Future
WS 5_year_Future
WS 2_year_Future
Ground
Bank Sta
Elevation (ft)
Station (ft)

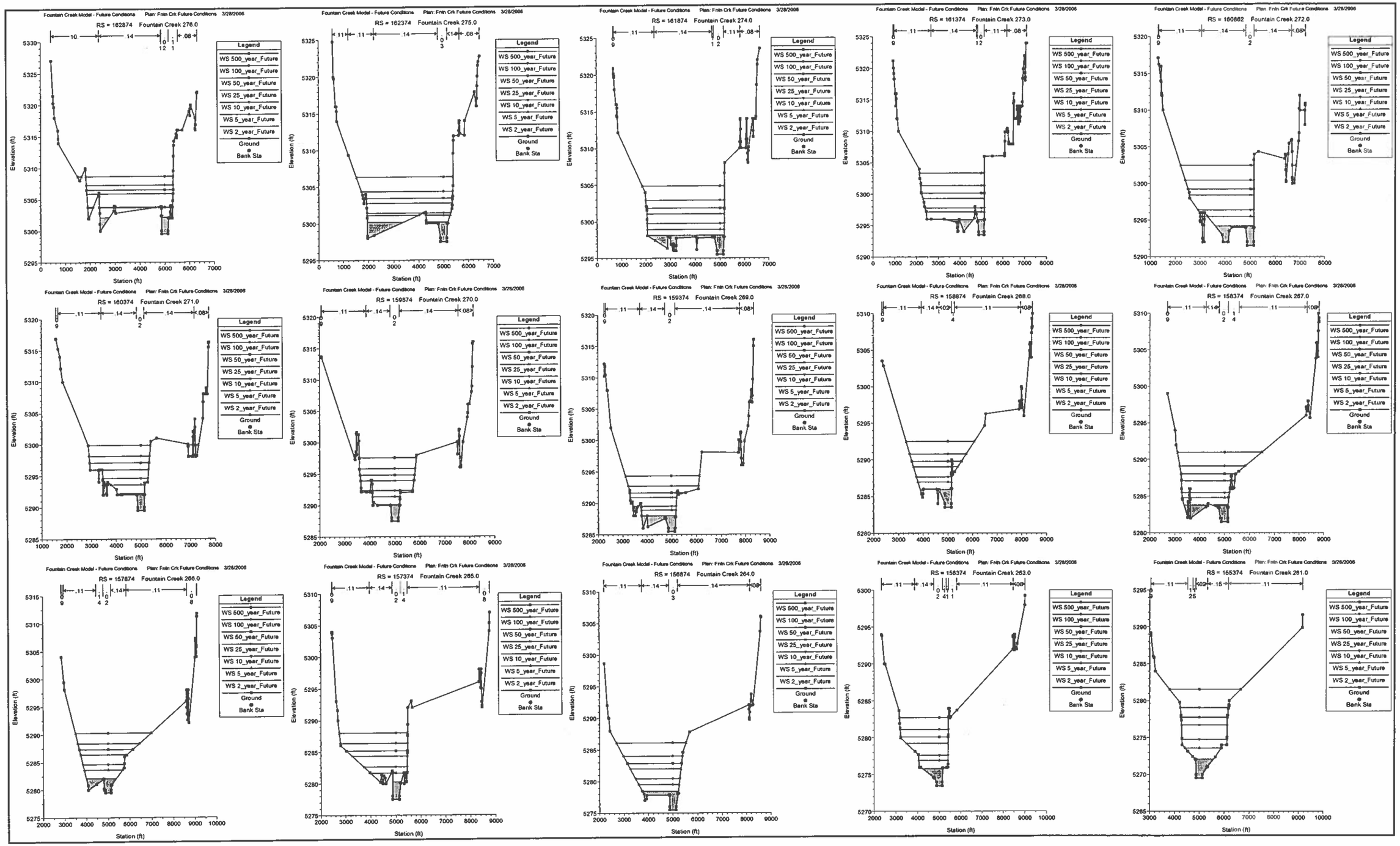
Fountain Creek Model - Future Conditions Plan: Fntn Crk Future Conditions 3/28/2006
RS = 162874 Fountain Creek 276.0
RS = 162374 Fountain Creek 275.0
RS = 161874 Fountain Creek 274.0
RS = 161374 Fountain Creek 273.0
RS = 160862 Fountain Creek 272.0
RS = 160374 Fountain Creek 271.0
RS = 159874 Fountain Creek 270.0
RS = 159374 Fountain Creek 269.0
RS = 158874 Fountain Creek 268.0
RS = 158374 Fountain Creek 267.0
RS = 157874 Fountain Creek 266.0
RS = 157374 Fountain Creek 265.0
RS = 156874 Fountain Creek 264.0
RS = 156374 Fountain Creek 263.0
RS = 155374 Fountain Creek 261.0
Legend
WS 500_year_Future
WS 100_year_Future
WS 50_year_Future
WS 25_year_Future
WS 10_year_Future
WS 5_year_Future
WS 2_year_Future
Ground
Bank Sta
Elevation (ft)
Station (ft)

Fountain Creek Model - Future Conditions Plan: Fntn Crk Future Conditions 3/28/2006

RS = 154674 Fountain Creek 260.0

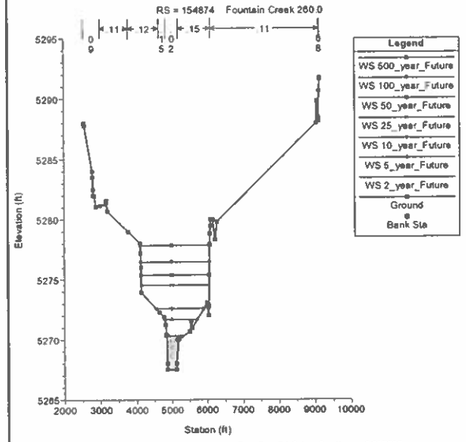

Fountain Creek Model - Future Conditions Plan: Fntn Crk Future Conditions 3/28/2006

RS = 154374 Fountain Creek 259.0

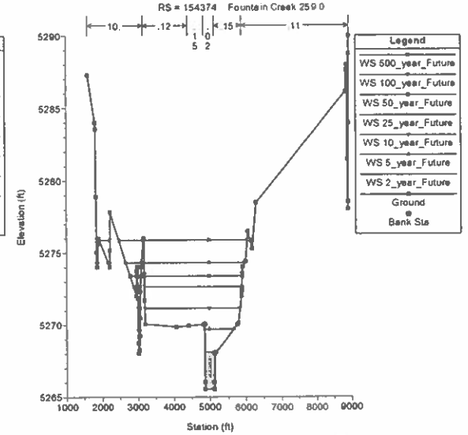

Fountain Creek Model - Future Conditions Plan: Fntn Crk Future Conditions 3/28/2006

RS = 153874 Fountain Creek 258.0

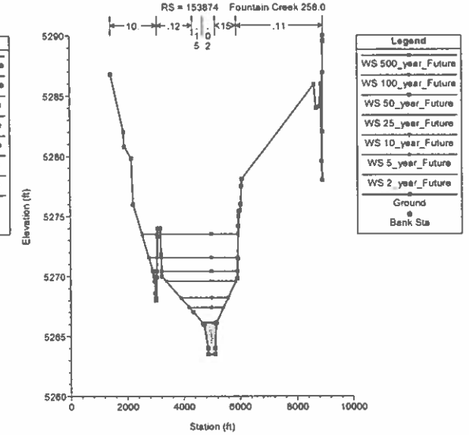

Fountain Creek Model - Future Conditions Plan: Fntn Crk Future Conditions 3/28/2006

RS = 153374 Fountain Creek 257.0

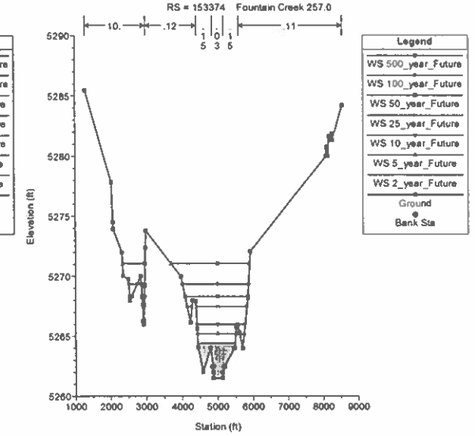

Fountain Creek Model - Future Conditions Plan: Fntn Crk Future Conditions 3/28/2006

RS = 152874 Fountain Creek 256.0

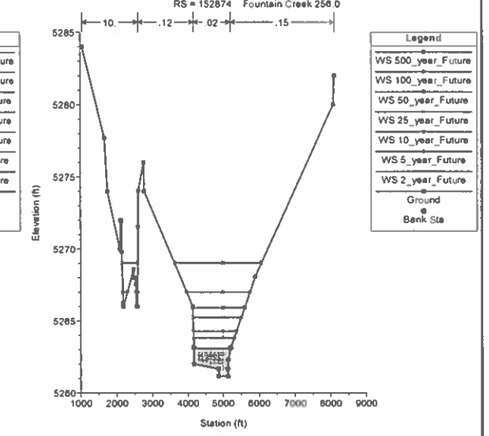

Fountain Creek Model - Future Conditions Plan: Fntn Crk Future Conditions 3/28/2006

RS = 152374 Fountain Creek 255.0

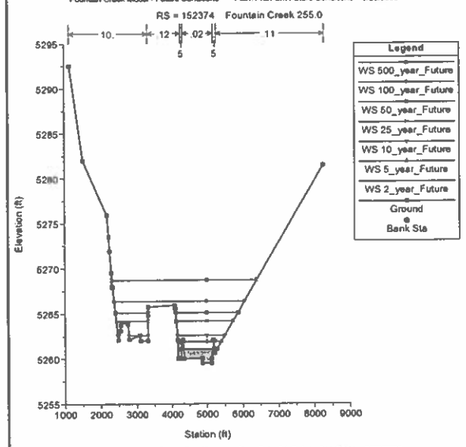

Fountain Creek Model - Future Conditions Plan: Fntn Crk Future Conditions 3/28/2006

RS = 151874 Fountain Creek 254.0

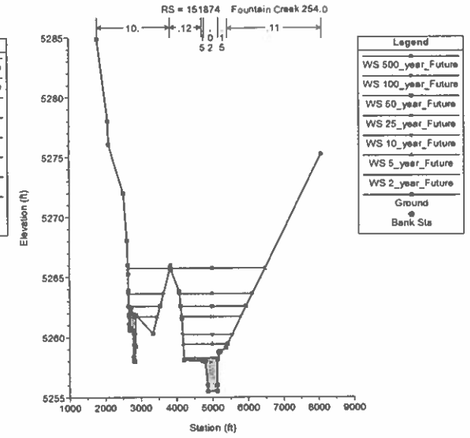

Fountain Creek Model - Future Conditions Plan: Fntn Crk Future Conditions 3/28/2006

RS = 151374 Fountain Creek 253.0

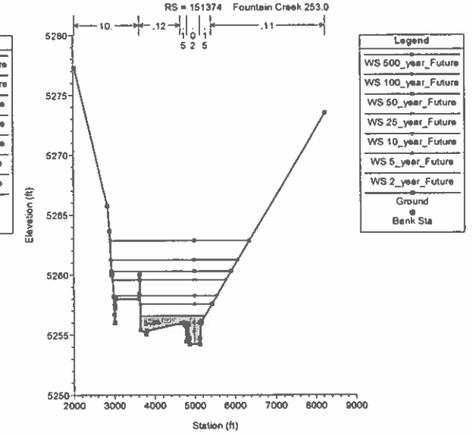

Fountain Creek Model - Future Conditions Plan: Fntn Crk Future Conditions 3/28/2006

RS = 150874 Fountain Creek 252.0

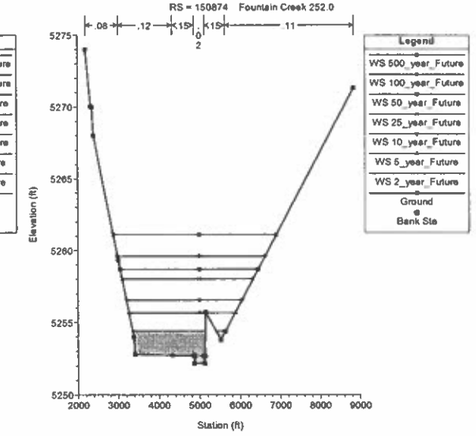

Fountain Creek Model - Future Conditions Plan: Fntn Crk Future Conditions 3/28/2006

RS = 150374 Fountain Creek 251.0

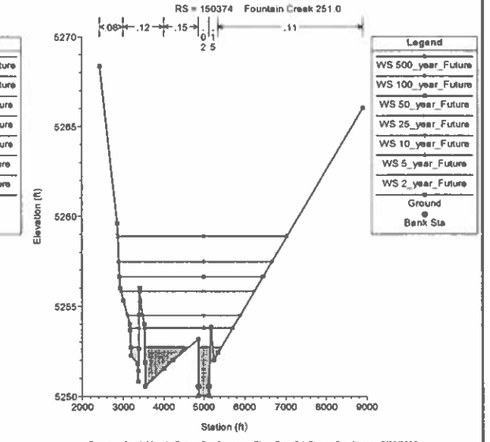

Fountain Creek Model - Future Conditions Plan: Fntn Crk Future Conditions 3/28/2006

RS = 149874 Fountain Creek 250.0

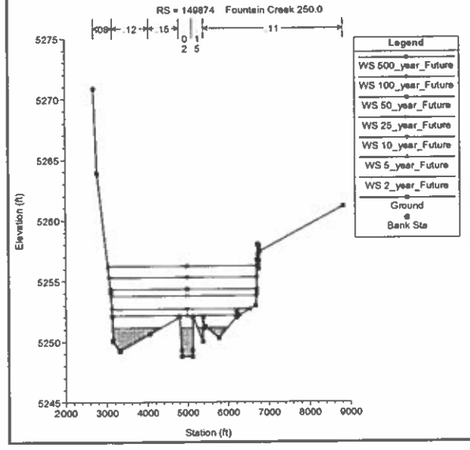

Fountain Creek Model - Future Conditions Plan: Fntn Crk Future Conditions 3/28/2006

RS = 149374 Fountain Creek 249.0

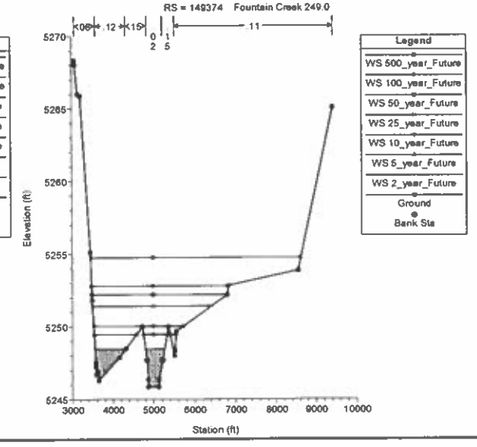

Fountain Creek Model - Future Conditions Plan: Fntn Crk Future Conditions 3/28/2006

RS = 147374 Fountain Creek 245.0

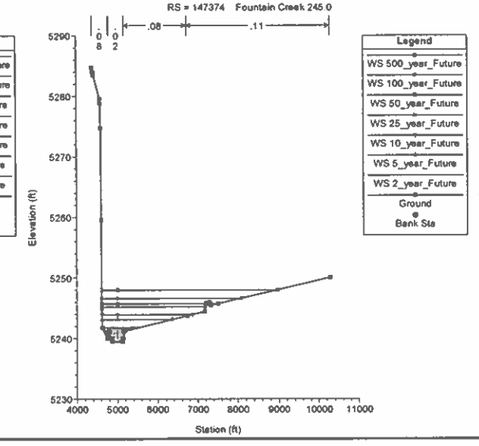

Fountain Creek Model - Future Conditions Plan: Fntn Crk Future Conditions 3/28/2006

RS = 146874 Fountain Creek 244.0

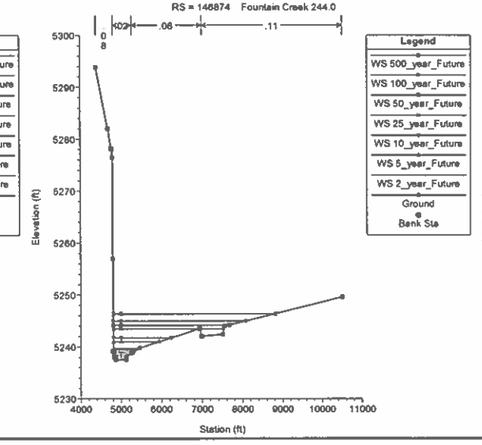

Fountain Creek Model - Future Conditions Plan: Fntn Crk Future Conditions 3/28/2006

RS = 146374 Fountain Creek 243.0



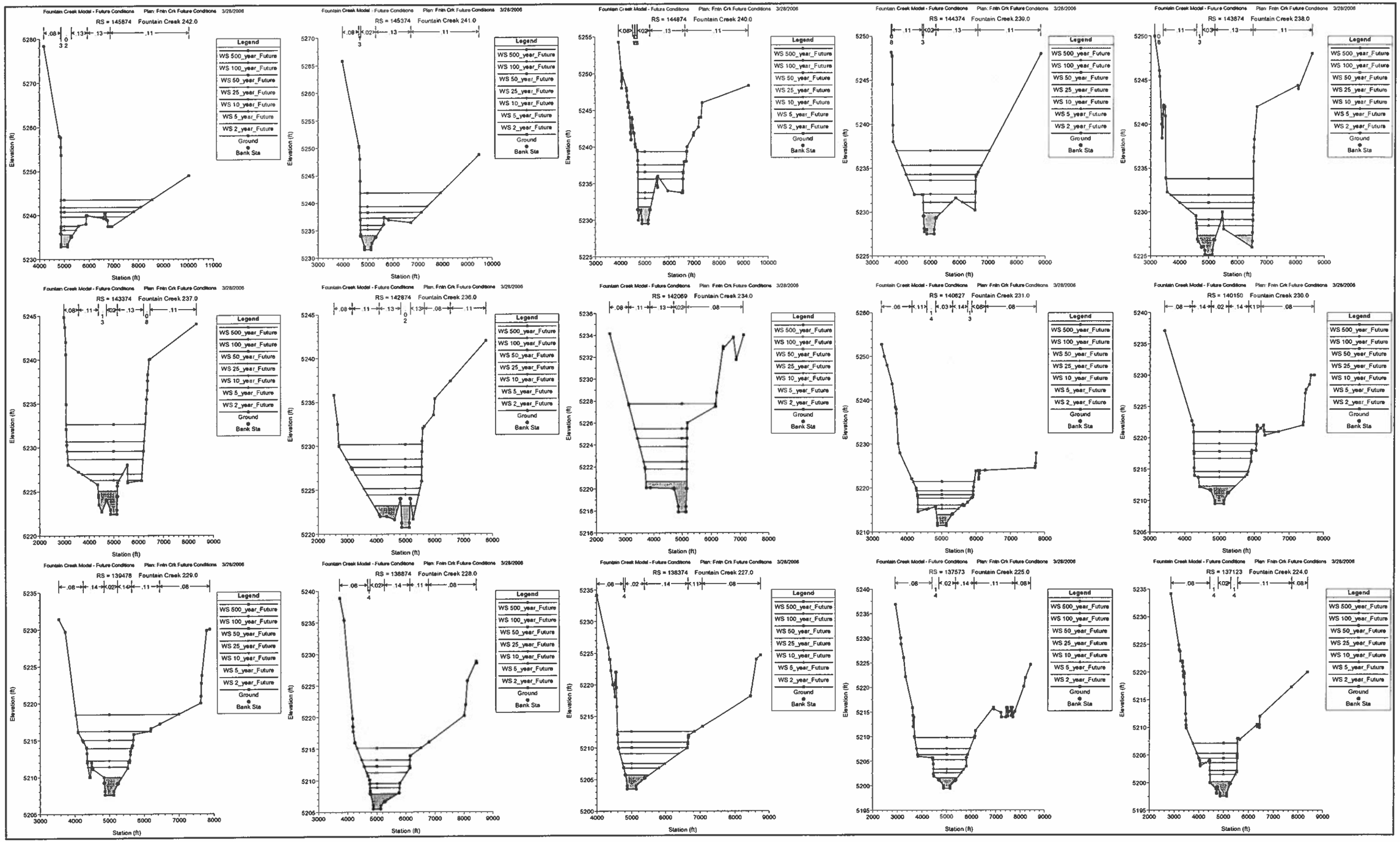
Fountain Creek Model - Future Conditions Plan: Fntn Crk Future Conditions 3/28/2006
RS = 145874 Fountain Creek 242.0
RS = 145374 Fountain Creek 241.0
RS = 144874 Fountain Creek 240.0
RS = 144374 Fountain Creek 239.0
RS = 143874 Fountain Creek 238.0
RS = 143374 Fountain Creek 237.0
RS = 142874 Fountain Creek 236.0
RS = 142069 Fountain Creek 234.0
RS = 140627 Fountain Creek 231.0
RS = 140150 Fountain Creek 230.0
RS = 139478 Fountain Creek 229.0
RS = 138874 Fountain Creek 228.0
RS = 138374 Fountain Creek 227.0
RS = 137573 Fountain Creek 225.0
RS = 137123 Fountain Creek 224.0
Legend
WS 500_year_Future
WS 100_year_Future
WS 50_year_Future
WS 25_year_Future
WS 10_year_Future
WS 5_year_Future
WS 2_year_Future
Ground
Bank Sta
Elevation (ft)
Station (ft)

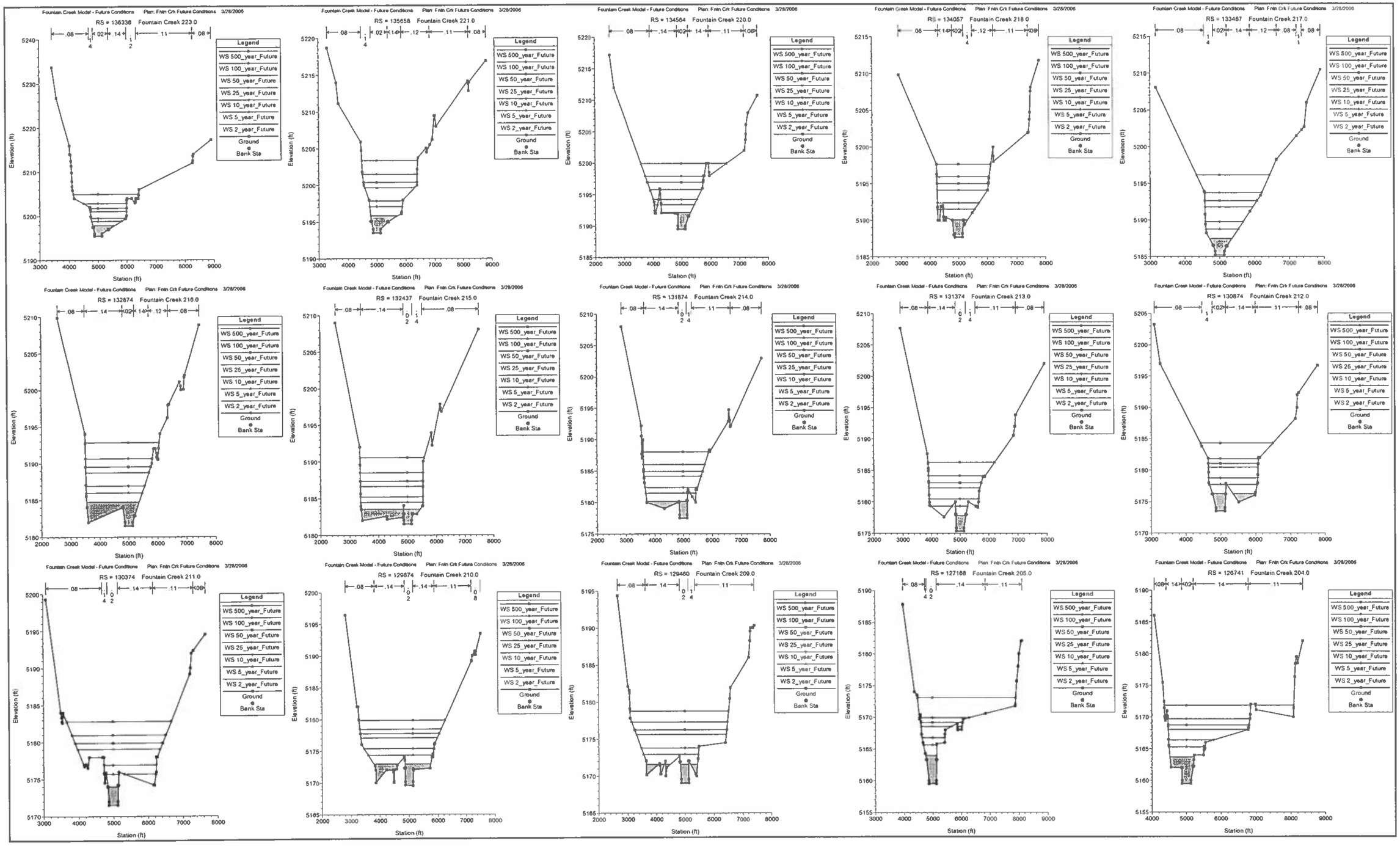
Fountain Creek Model - Future Conditions Plan: Fntn Crk Future Conditions 3/28/2006
RS = 136336 Fountain Creek 223.0
RS = 135658 Fountain Creek 221.0
RS = 134564 Fountain Creek 220.0
RS = 134057 Fountain Creek 218.0
RS = 133467 Fountain Creek 217.0
RS = 132874 Fountain Creek 216.0
RS = 132437 Fountain Creek 215.0
RS = 131874 Fountain Creek 214.0
RS = 131374 Fountain Creek 213.0
RS = 130874 Fountain Creek 212.0
RS = 130374 Fountain Creek 211.0
RS = 129874 Fountain Creek 210.0
RS = 129480 Fountain Creek 209.0
RS = 127168 Fountain Creek 205.0
RS = 126741 Fountain Creek 204.0
Legend
WS 500_year_Future
WS 100_year_Future
WS 50_year_Future
WS 25_year_Future
WS 10_year_Future
WS 5_year_Future
WS 2_year_Future
Ground
Bank Sta
Elevation (ft)
Station (ft)

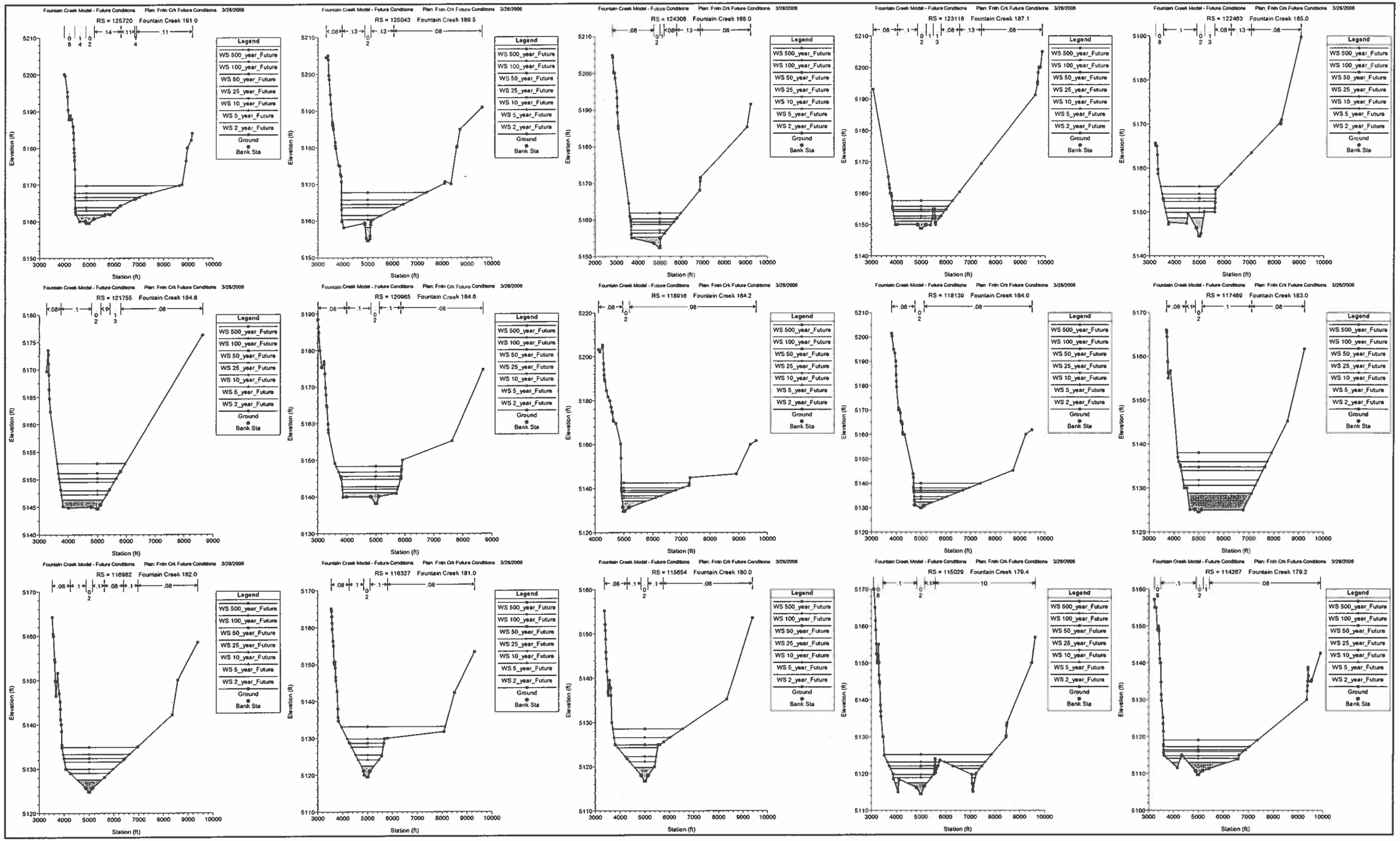
Fountain Creek Model - Future Conditions Plan: Fntn Crk Future Conditions 3/28/2006
RS = 125720 Fountain Creek 191.0
RS = 125043 Fountain Creek 189.5
RS = 124308 Fountain Creek 188.0
RS = 123118 Fountain Creek 187.1
RS = 122463 Fountain Creek 185.0
RS = 121755 Fountain Creek 184.8
RS = 120965 Fountain Creek 184.6
RS = 118916 Fountain Creek 184.2
RS = 118139 Fountain Creek 184.0
RS = 117469 Fountain Creek 183.0
RS = 116982 Fountain Creek 182.0
RS = 116327 Fountain Creek 181.0
RS = 115654 Fountain Creek 180.0
RS = 115029 Fountain Creek 179.4
RS = 114267 Fountain Creek 179.2
Legend
WS 500_year_Future
WS 100_year_Future
WS 50_year_Future
WS 25_year_Future
WS 10_year_Future
WS 5_year_Future
WS 2_year_Future
Ground
Bank Sta
Elevation (ft)
Station (ft)

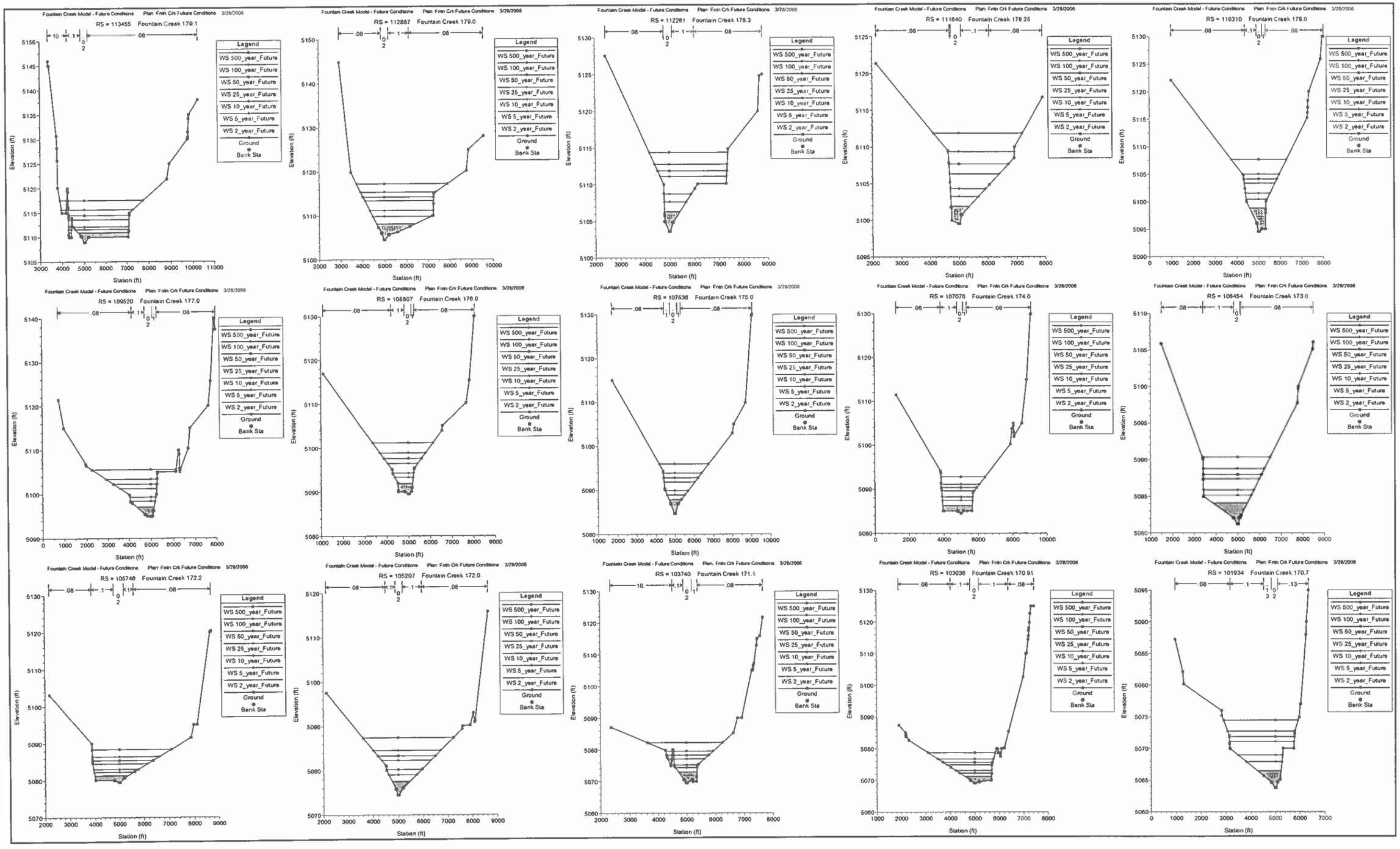
Fountain Creek Model - Future Conditions Plan: Fntn Crk Future Conditions 3/28/2006
RS = 113455 Fountain Creek 179.1
RS = 112887 Fountain Creek 179.0
RS = 112261 Fountain Creek 178.3
RS = 111640 Fountain Creek 178.25
RS = 110310 Fountain Creek 178.0
RS = 109520 Fountain Creek 177.0
RS = 108807 Fountain Creek 176.0
RS = 107636 Fountain Creek 175.0
RS = 107076 Fountain Creek 174.0
RS = 106454 Fountain Creek 173.0
RS = 105746 Fountain Creek 172.2
RS = 105207 Fountain Creek 172.0
RS = 103740 Fountain Creek 171.1
RS = 103036 Fountain Creek 170.91
RS = 101934 Fountain Creek 170.7
Legend
WS 500_year_Future
WS 100_year_Future
WS 50_year_Future
WS 25_year_Future
WS 10_year_Future
WS 5_year_Future
WS 2_year_Future
Ground
Bank Sta
Elevation (ft)
Station (ft)

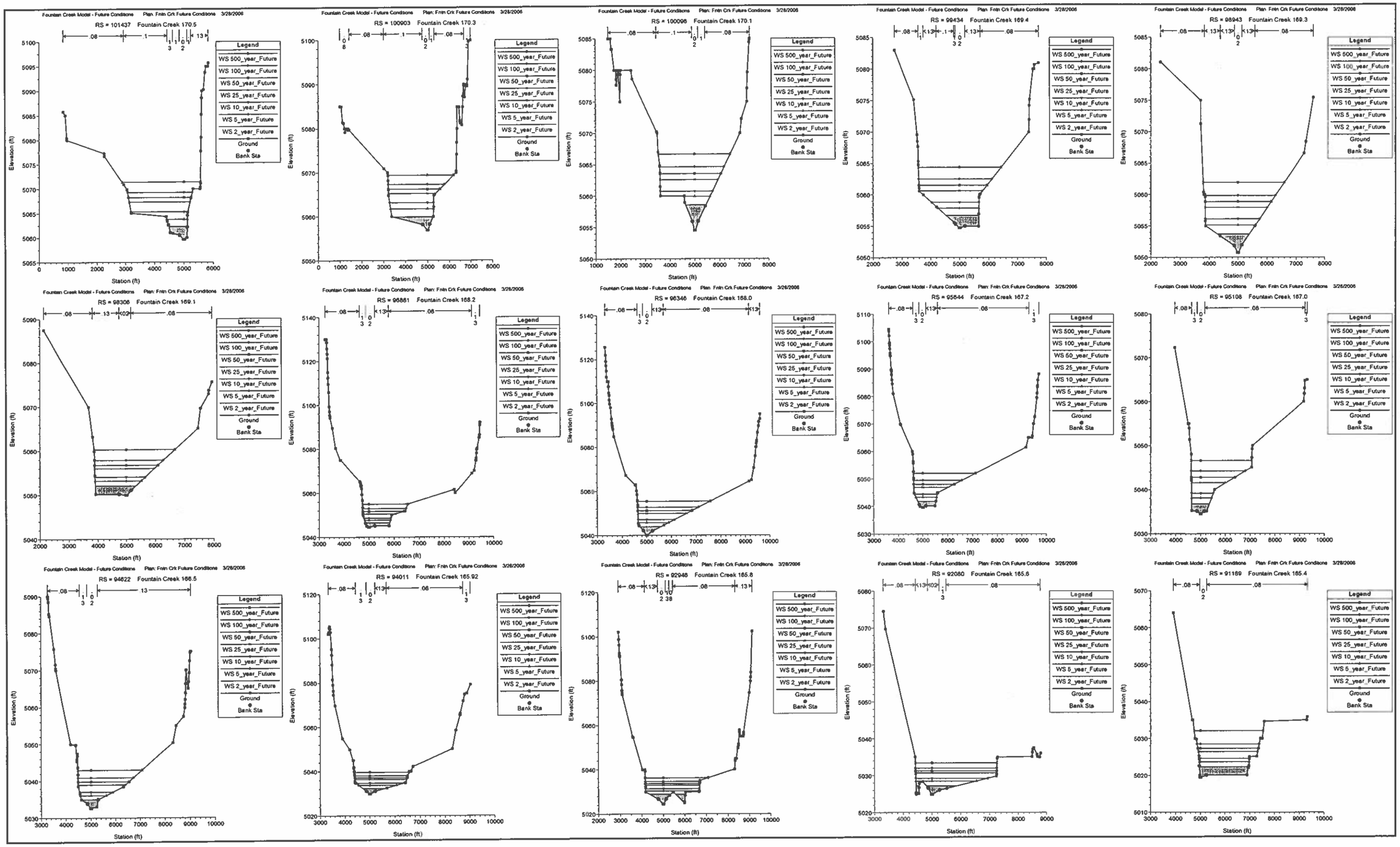
Fountain Creek Model - Future Conditions Plan: Fntn Crk Future Conditions 3/28/2006
RS = 101437 Fountain Creek 170.5
RS = 100903 Fountain Creek 170.3
RS = 100096 Fountain Creek 170.1
RS = 99434 Fountain Creek 169.4
RS = 98943 Fountain Creek 169.3
RS = 98306 Fountain Creek 169.1
RS = 96881 Fountain Creek 168.2
RS = 96346 Fountain Creek 168.0
RS = 95644 Fountain Creek 167.2
RS = 95108 Fountain Creek 167.0
RS = 94622 Fountain Creek 166.5
RS = 94011 Fountain Creek 165.92
RS = 92946 Fountain Creek 165.8
RS = 92080 Fountain Creek 165.6
RS = 91189 Fountain Creek 165.4
Legend
WS 500_year_Future
WS 100_year_Future
WS 50_year_Future
WS 25_year_Future
WS 10_year_Future
WS 5_year_Future
WS 2_year_Future
Ground
Bank Sta
Elevation (ft)
Station (ft)

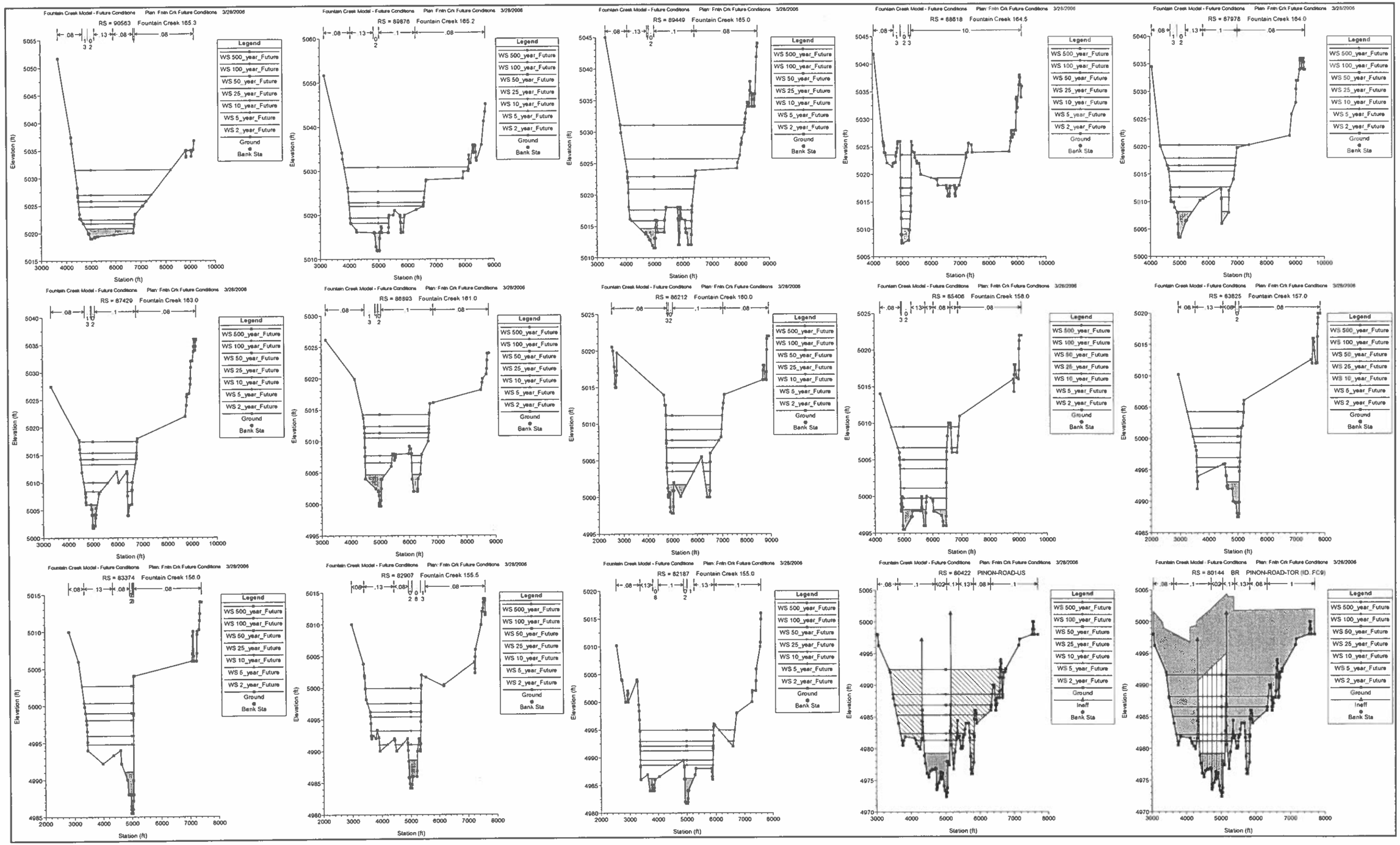
Fountain Creek Model - Future Conditions Plan: Fntn Crk Future Conditions 3/28/2006
RS = 90563 Fountain Creek 165.3
RS = 89876 Fountain Creek 165.2
RS = 89449 Fountain Creek 165.0
RS = 88818 Fountain Creek 164.5
RS = 87978 Fountain Creek 164.0
RS = 87429 Fountain Creek 163.0
RS = 86893 Fountain Creek 161.0
RS = 86212 Fountain Creek 160.0
RS = 85406 Fountain Creek 158.0
RS = 83825 Fountain Creek 157.0
RS = 83374 Fountain Creek 156.0
RS = 82907 Fountain Creek 155.5
RS = 82187 Fountain Creek 155.0
RS = 80422 PINON-ROAD-US
RS = 80144 BR PINON-ROAD-TOR (ID: FC9)
Legend
WS 500_year_Future
WS 100_year_Future
WS 50_year_Future
WS 25_year_Future
WS 10_year_Future
WS 5_year_Future
WS 2_year_Future
Ground
Ineff
Bank Sta
Elevation (ft)
Station (ft)

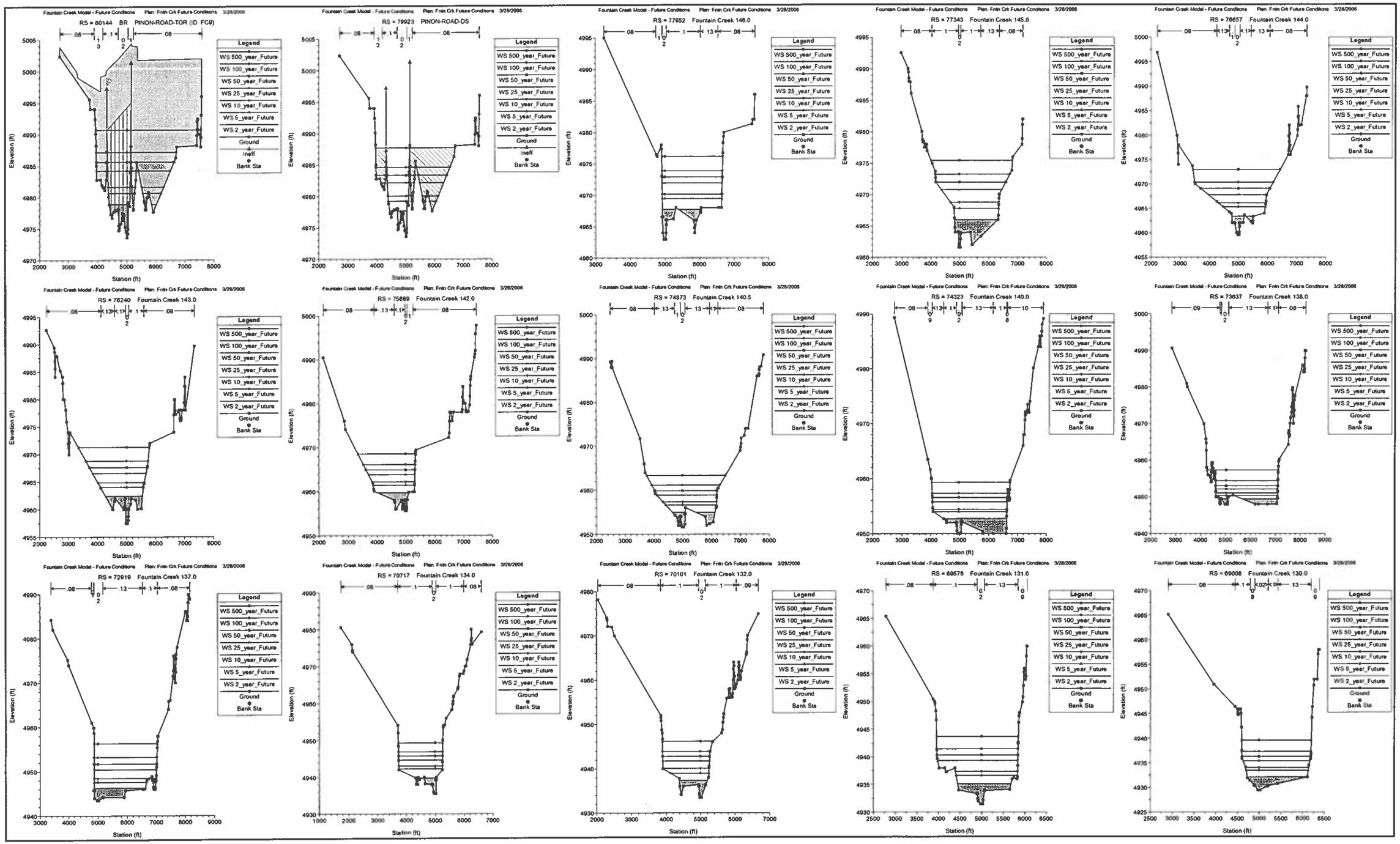
Fountain Creek Model - Future Conditions Plan: Fntn Crk Future Conditions 3/28/2006
RS = 80144 BR PINON-ROAD-TOR (D FC9)
RS = 79923 PINON-ROAD-DS
RS = 77952 Fountain Creek 146.0
RS = 77343 Fountain Creek 145.0
RS = 76657 Fountain Creek 144.0
RS = 76240 Fountain Creek 143.0
RS = 75689 Fountain Creek 142.0
RS = 74873 Fountain Creek 140.5
RS = 74323 Fountain Creek 140.0
RS = 73637 Fountain Creek 138.0
RS = 72919 Fountain Creek 137.0
RS = 70717 Fountain Creek 134.0
RS = 70101 Fountain Creek 132.0
RS = 69578 Fountain Creek 131.0
RS = 69008 Fountain Creek 130.0
Legend
WS 500_year_Future
WS 100_year_Future
WS 50_year_Future
WS 25_year_Future
WS 10_year_Future
WS 5_year_Future
WS 2_year_Future
Ground
Ineff
Bank Sta
Elevation (ft)
Station (ft)

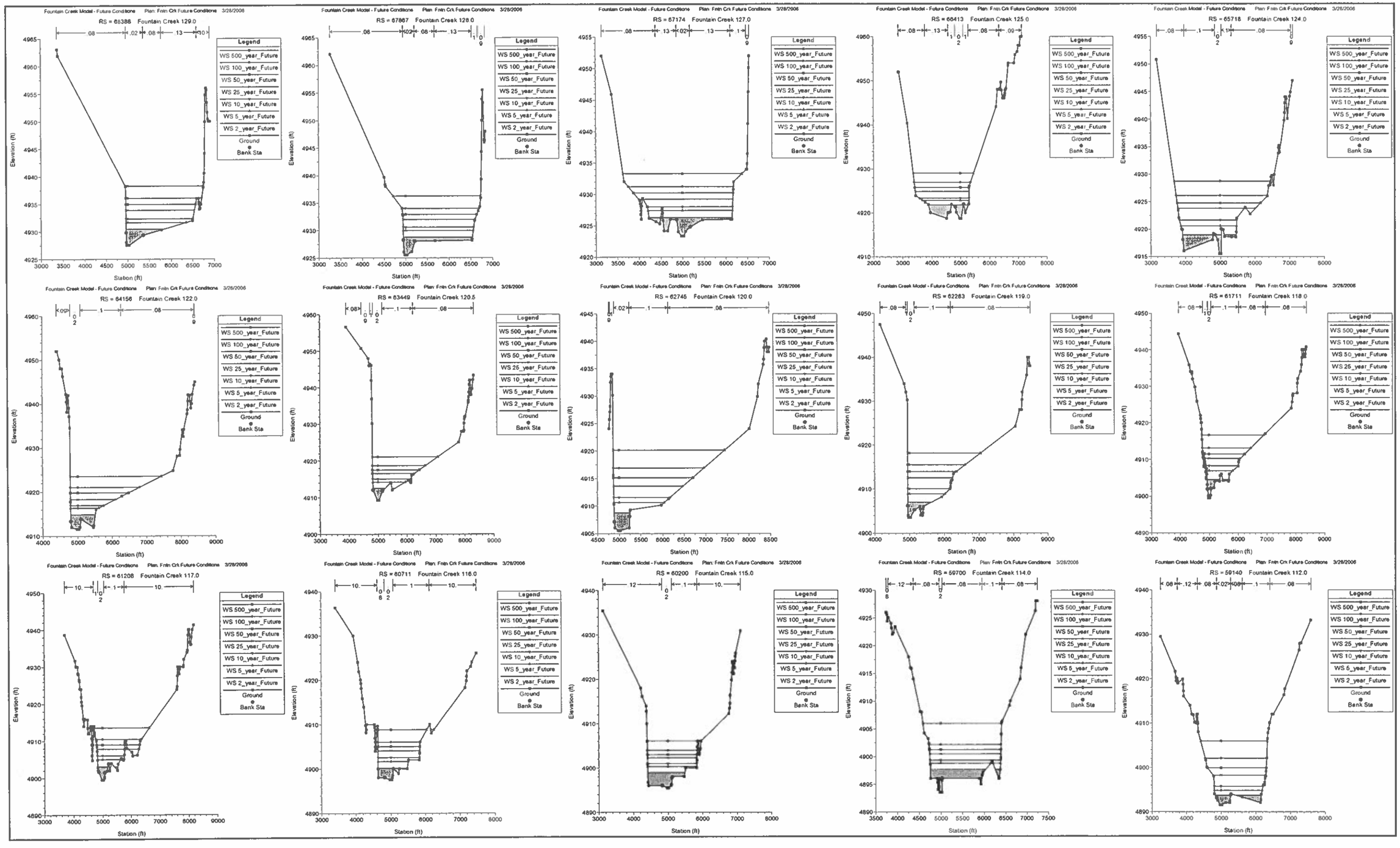
Fountain Creek Model - Future Conditions Plan: Fntn Crk Future Conditions 3/28/2006
RS = 68388 Fountain Creek 129.0
RS = 67867 Fountain Creek 128.0
RS = 67174 Fountain Creek 127.0
RS = 66413 Fountain Creek 125.0
RS = 65718 Fountain Creek 124.0
RS = 64156 Fountain Creek 122.0
RS = 63449 Fountain Creek 120.5
RS = 62745 Fountain Creek 120.0
RS = 62283 Fountain Creek 119.0
RS = 61711 Fountain Creek 118.0
RS = 61208 Fountain Creek 117.0
RS = 60711 Fountain Creek 116.0
RS = 60200 Fountain Creek 115.0
RS = 59700 Fountain Creek 114.0
RS = 59140 Fountain Creek 112.0
Legend
WS 500_year_Future
WS 100_year_Future
WS 50_year_Future
WS 25_year_Future
WS 10_year_Future
WS 5_year_Future
WS 2_year_Future
Ground
Bank Sta
Elevation (ft)
Station (ft)

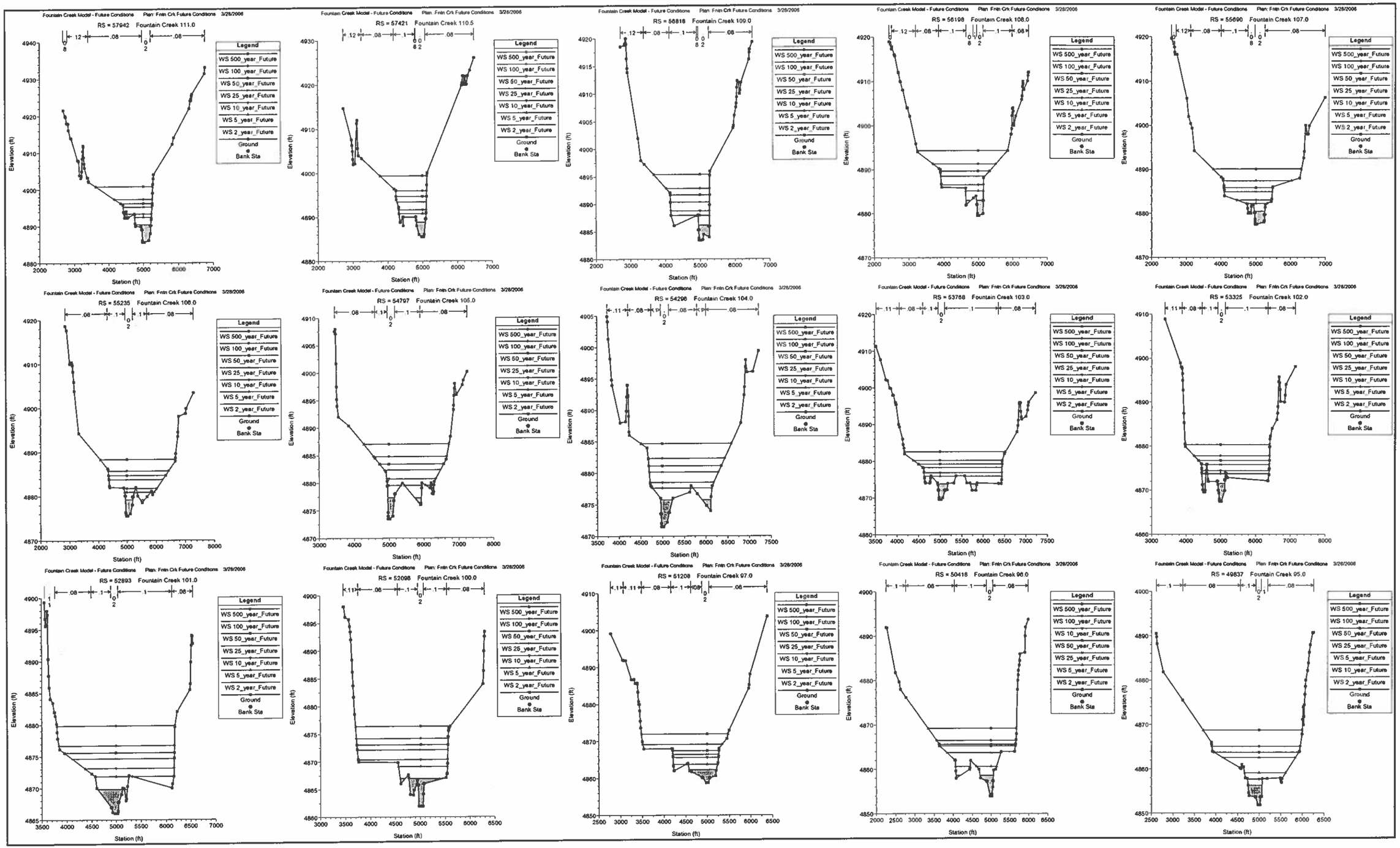
Fountain Creek Model - Future Conditions Plan: Fntn Crk Future Conditions 3/28/2006
RS = 57942 Fountain Creek 111.0
RS = 57421 Fountain Creek 110.5
RS = 56818 Fountain Creek 109.0
RS = 56198 Fountain Creek 108.0
RS = 55690 Fountain Creek 107.0
RS = 55235 Fountain Creek 106.0
RS = 54797 Fountain Creek 105.0
RS = 54296 Fountain Creek 104.0
RS = 53768 Fountain Creek 103.0
RS = 53325 Fountain Creek 102.0
RS = 52893 Fountain Creek 101.0
RS = 52098 Fountain Creek 100.0
RS = 51208 Fountain Creek 97.0
RS = 50416 Fountain Creek 96.0
RS = 49837 Fountain Creek 95.0
Legend
WS 500_year_Future
WS 100_year_Future
WS 50_year_Future
WS 25_year_Future
WS 10_year_Future
WS 5_year_Future
WS 2_year_Future
Ground
Bank Sta
Elevation (ft)
Station (ft)

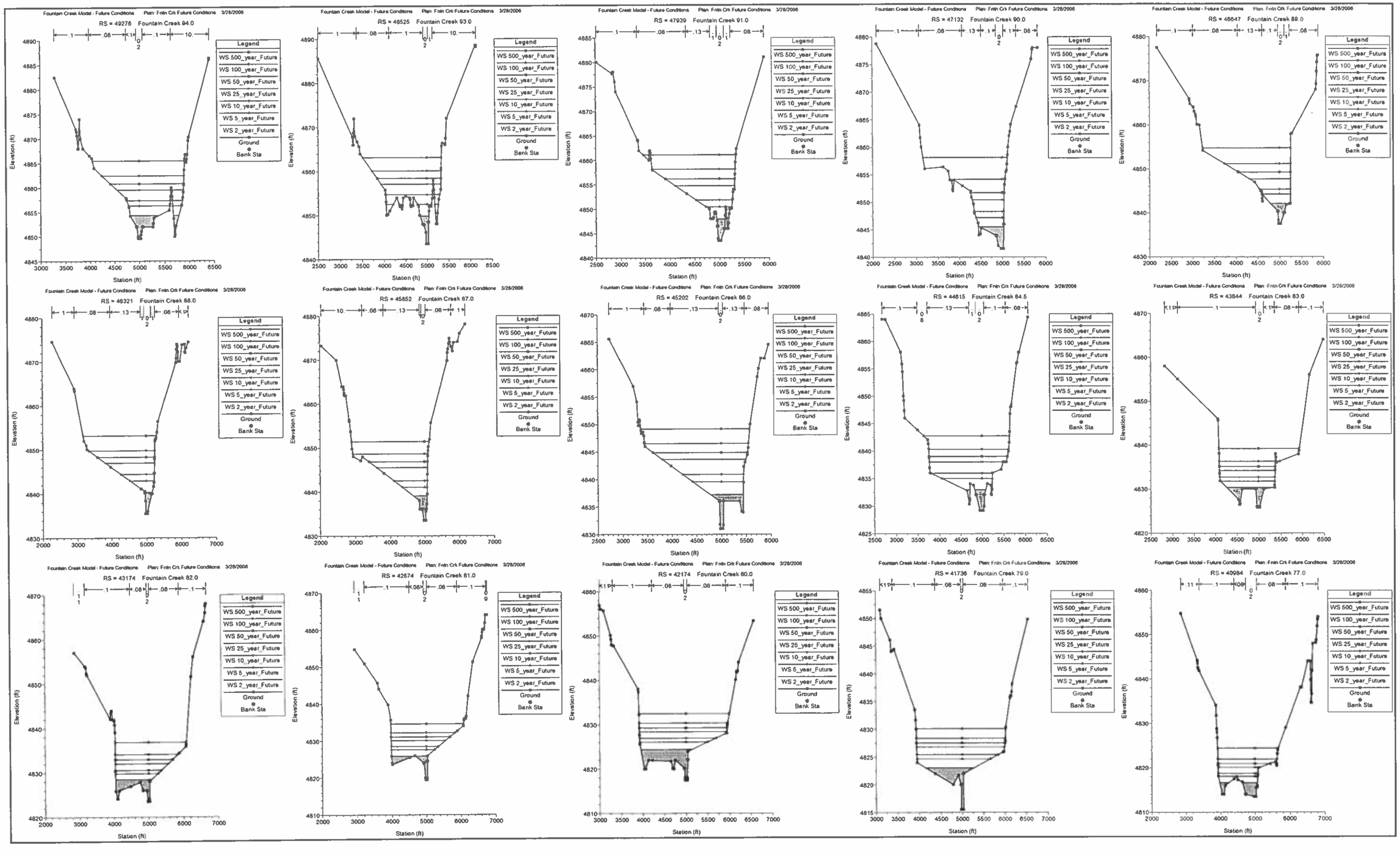
Fountain Creek Model - Future Conditions Plan: Fntn Crk Future Conditions 3/28/2006
RS = 49276 Fountain Creek 94.0
RS = 48525 Fountain Creek 93.0
RS = 47939 Fountain Creek 91.0
RS = 47132 Fountain Creek 90.0
RS = 46647 Fountain Creek 89.0
RS = 46321 Fountain Creek 88.0
RS = 45852 Fountain Creek 87.0
RS = 45202 Fountain Creek 86.0
RS = 44615 Fountain Creek 84.5
RS = 43844 Fountain Creek 83.0
RS = 43174 Fountain Creek 82.0
RS = 42674 Fountain Creek 81.0
RS = 42174 Fountain Creek 80.0
RS = 41736 Fountain Creek 79.0
RS = 40984 Fountain Creek 77.0
Legend
WS 500_year_Future
WS 100_year_Future
WS 50_year_Future
WS 25_year_Future
WS 10_year_Future
WS 5_year_Future
WS 2_year_Future
Ground
Bank Sta
Elevation (ft)
Station (ft)

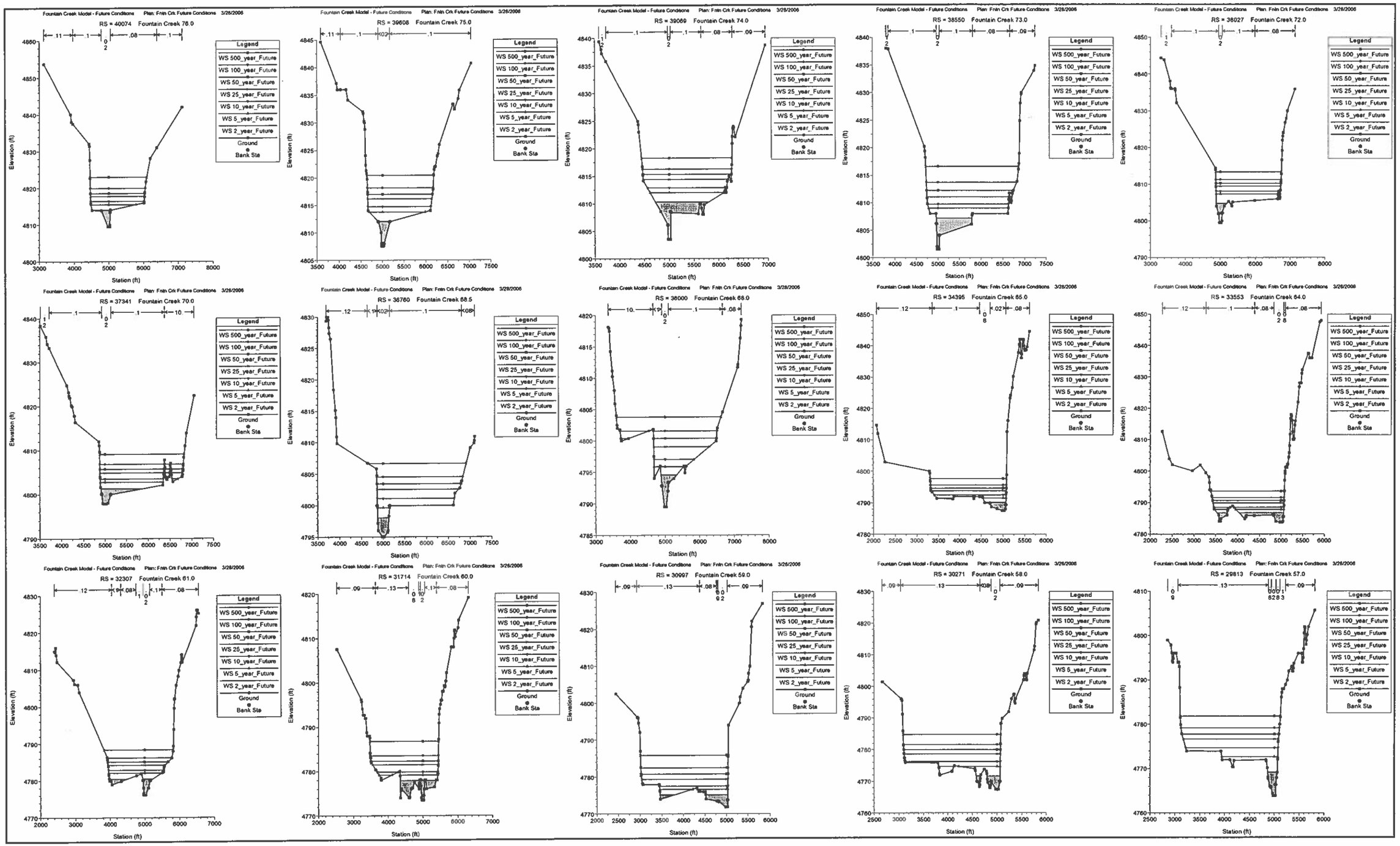
Fountain Creek Model - Future Conditions Plan: Fntn Crk Future Conditions 3/28/2006
RS = 40074 Fountain Creek 76.0
RS = 39608 Fountain Creek 75.0
RS = 39069 Fountain Creek 74.0
RS = 38550 Fountain Creek 73.0
RS = 38027 Fountain Creek 72.0
RS = 37341 Fountain Creek 70.0
RS = 36760 Fountain Creek 68.5
RS = 36000 Fountain Creek 68.0
RS = 34395 Fountain Creek 65.0
RS = 33553 Fountain Creek 64.0
RS = 32307 Fountain Creek 61.0
RS = 31714 Fountain Creek 60.0
RS = 30997 Fountain Creek 59.0
RS = 30271 Fountain Creek 58.0
RS = 29813 Fountain Creek 57.0
Legend
WS 500_year_Future
WS 100_year_Future
WS 50_year_Future
WS 25_year_Future
WS 10_year_Future
WS 5_year_Future
WS 2_year_Future
Ground
Bank Sta
Elevation (ft)
Station (ft)

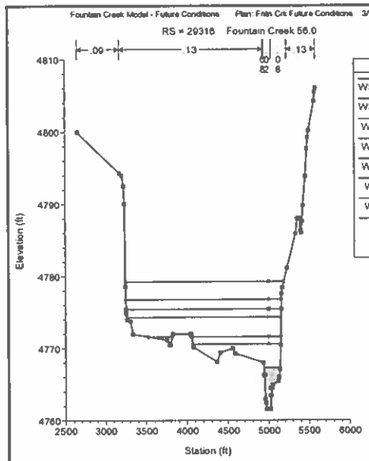
Fountain Creek Model - Future Conditions Plan: Fntn Crk Future Conditions 3/28/2006
RS = 29316 Fountain Creek 56.0
Elevation (ft)
Station (ft)
Legend
WS 500_year_Future
WS 100_year_Future
WS 50_year_Future
WS 25_year_Future
WS 10_year_Future
WS 5_year_Future
WS 2_year_Future
Ground
Bank Sta

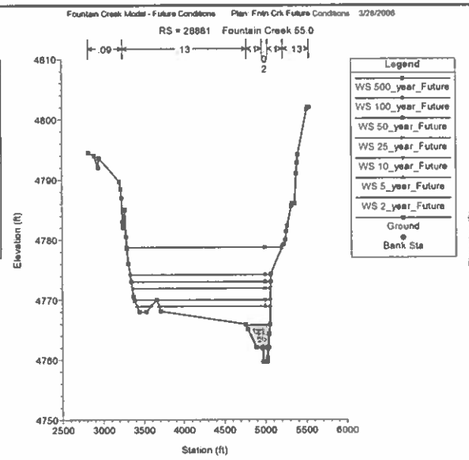
Fountain Creek Model - Future Conditions Plan: Fntn Crk Future Conditions 3/28/2006
RS = 28861 Fountain Creek 55.0
Elevation (ft)
Station (ft)
Legend
WS 500_year_Future
WS 100_year_Future
WS 50_year_Future
WS 25_year_Future
WS 10_year_Future
WS 5_year_Future
WS 2_year_Future
Ground
Bank Sta

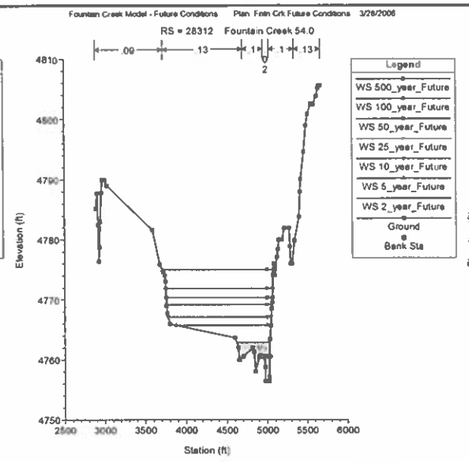
Fountain Creek Model - Future Conditions Plan: Fntn Crk Future Conditions 3/28/2006
RS = 28312 Fountain Creek 54.0
Elevation (ft)
Station (ft)
Legend
WS 500_year_Future
WS 100_year_Future
WS 50_year_Future
WS 25_year_Future
WS 10_year_Future
WS 5_year_Future
WS 2_year_Future
Ground
Bank Sta

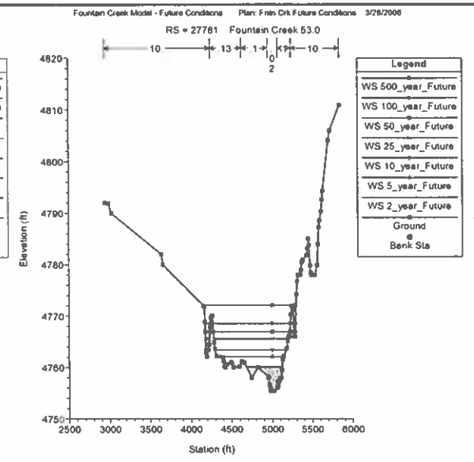
Fountain Creek Model - Future Conditions Plan: Fntn Crk Future Conditions 3/28/2006
RS = 27781 Fountain Creek 53.0
Elevation (ft)
Station (ft)
Legend
WS 500_year_Future
WS 100_year_Future
WS 50_year_Future
WS 25_year_Future
WS 10_year_Future
WS 5_year_Future
WS 2_year_Future
Ground
Bank Sta

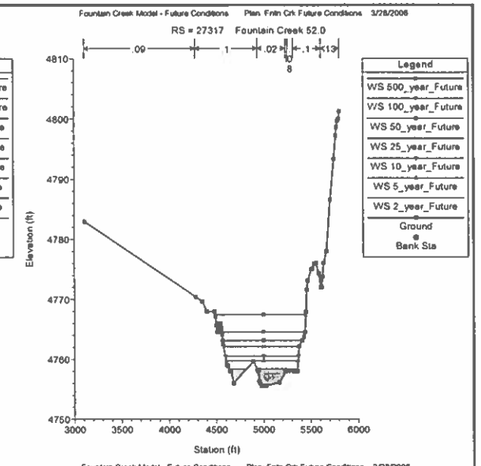
Fountain Creek Model - Future Conditions Plan: Fntn Crk Future Conditions 3/28/2006
RS = 27317 Fountain Creek 52.0
Elevation (ft)
Station (ft)
Legend
WS 500_year_Future
WS 100_year_Future
WS 50_year_Future
WS 25_year_Future
WS 10_year_Future
WS 5_year_Future
WS 2_year_Future
Ground
Bank Sta

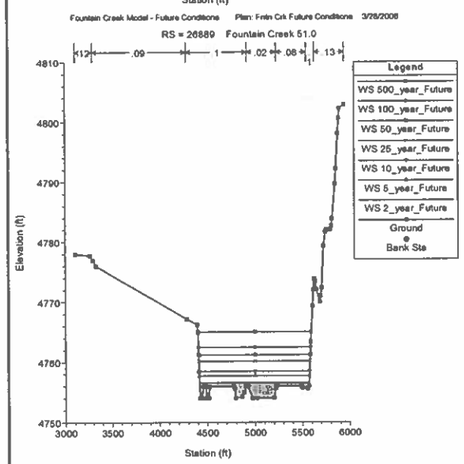
Fountain Creek Model - Future Conditions Plan: Fntn Crk Future Conditions 3/28/2006
RS = 26889 Fountain Creek 51.0
Elevation (ft)
Station (ft)
Legend
WS 500_year_Future
WS 100_year_Future
WS 50_year_Future
WS 25_year_Future
WS 10_year_Future
WS 5_year_Future
WS 2_year_Future
Ground
Bank Sta

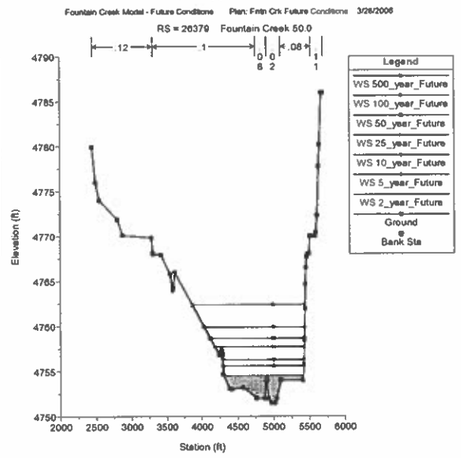
Fountain Creek Model - Future Conditions Plan: Fntn Crk Future Conditions 3/28/2006
RS = 26379 Fountain Creek 50.0
Elevation (ft)
Station (ft)
Legend
WS 500_year_Future
WS 100_year_Future
WS 50_year_Future
WS 25_year_Future
WS 10_year_Future
WS 5_year_Future
WS 2_year_Future
Ground
Bank Sta

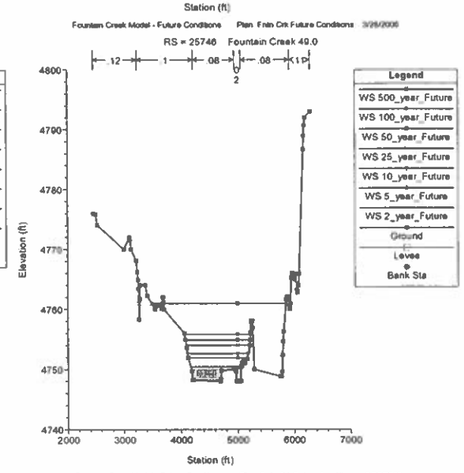
Fountain Creek Model - Future Conditions Plan: Fntn Crk Future Conditions 3/28/2006
RS = 25746 Fountain Creek 49.0
Elevation (ft)
Station (ft)
Legend
WS 500_year_Future
WS 100_year_Future
WS 50_year_Future
WS 25_year_Future
WS 10_year_Future
WS 5_year_Future
WS 2_year_Future
Ground
Levee
Bank Sta


Fountain Creek Model - Future Conditions Plan: Fntn Crk Future Conditions 3/28/2006
RS = 24957 Fountain Creek 47.0
Elevation (ft)
Station (ft)
Legend
WS 500_year_Future
WS 100_year_Future
WS 50_year_Future
WS 25_year_Future
WS 10_year_Future
WS 5_year_Future
WS 2_year_Future
Ground
Levee
Bank Sta

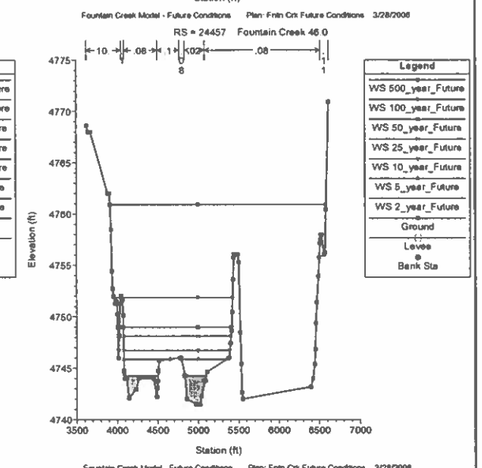
Fountain Creek Model - Future Conditions Plan: Fntn Crk Future Conditions 3/28/2006
RS = 24457 Fountain Creek 46.0
Elevation (ft)
Station (ft)
Legend
WS 500_year_Future
WS 100_year_Future
WS 50_year_Future
WS 25_year_Future
WS 10_year_Future
WS 5_year_Future
WS 2_year_Future
Ground
Levee
Bank Sta

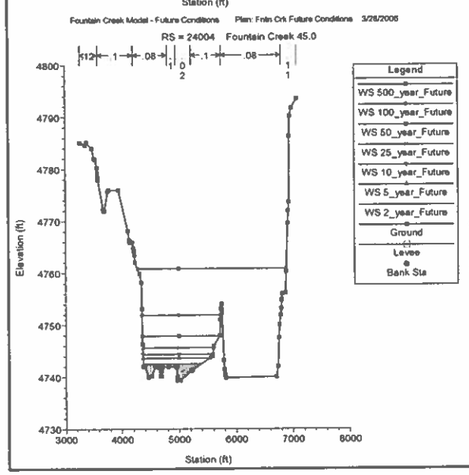
Fountain Creek Model - Future Conditions Plan: Fntn Crk Future Conditions 3/28/2006
RS = 24004 Fountain Creek 45.0
Elevation (ft)
Station (ft)
Legend
WS 500_year_Future
WS 100_year_Future
WS 50_year_Future
WS 25_year_Future
WS 10_year_Future
WS 5_year_Future
WS 2_year_Future
Ground
Levee
Bank Sta

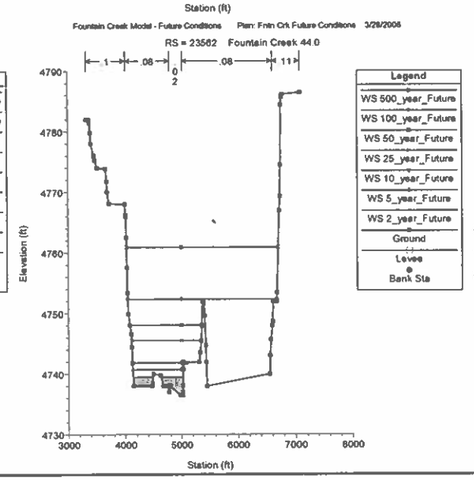
Fountain Creek Model - Future Conditions Plan: Fntn Crk Future Conditions 3/28/2006
RS = 23562 Fountain Creek 44.0
Elevation (ft)
Station (ft)
Legend
WS 500_year_Future
WS 100_year_Future
WS 50_year_Future
WS 25_year_Future
WS 10_year_Future
WS 5_year_Future
WS 2_year_Future
Ground
Levee
Bank Sta

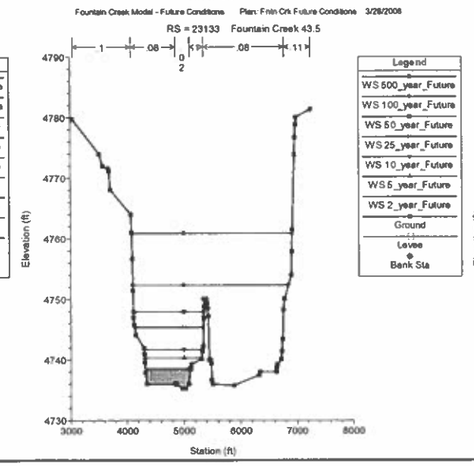
Fountain Creek Model - Future Conditions Plan: Fntn Crk Future Conditions 3/28/2006
RS = 23133 Fountain Creek 43.5
Elevation (ft)
Station (ft)
Legend
WS 500_year_Future
WS 100_year_Future
WS 50_year_Future
WS 25_year_Future
WS 10_year_Future
WS 5_year_Future
WS 2_year_Future
Ground
Levee
Bank Sta

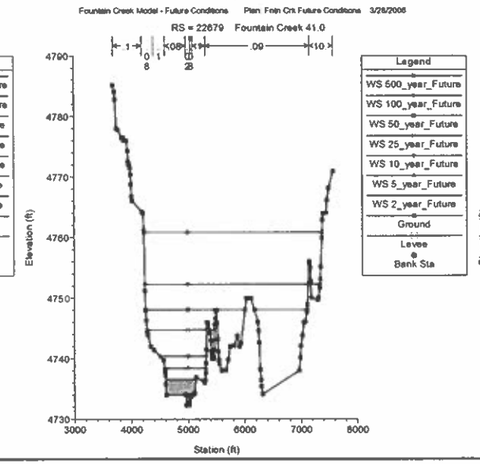
Fountain Creek Model - Future Conditions Plan: Fntn Crk Future Conditions 3/28/2006
RS = 22679 Fountain Creek 41.0
Elevation (ft)
Station (ft)
Legend
WS 500_year_Future
WS 100_year_Future
WS 50_year_Future
WS 25_year_Future
WS 10_year_Future
WS 5_year_Future
WS 2_year_Future
Ground
Levee
Bank Sta

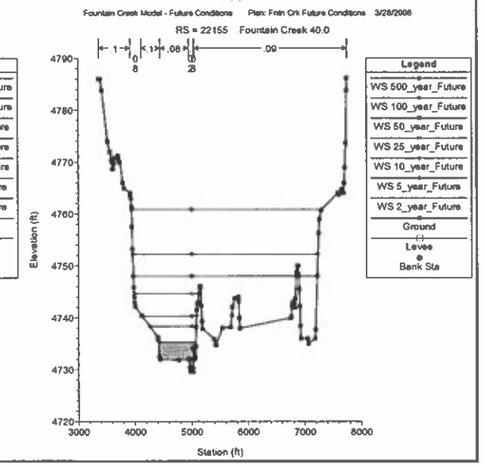
Fountain Creek Model - Future Conditions Plan: Fntn Crk Future Conditions 3/28/2006
RS = 22155 Fountain Creek 40.0
Elevation (ft)
Station (ft)
Legend
WS 500_year_Future
WS 100_year_Future
WS 50_year_Future
WS 25_year_Future
WS 10_year_Future
WS 5_year_Future
WS 2_year_Future
Ground
Levee
Bank Sta

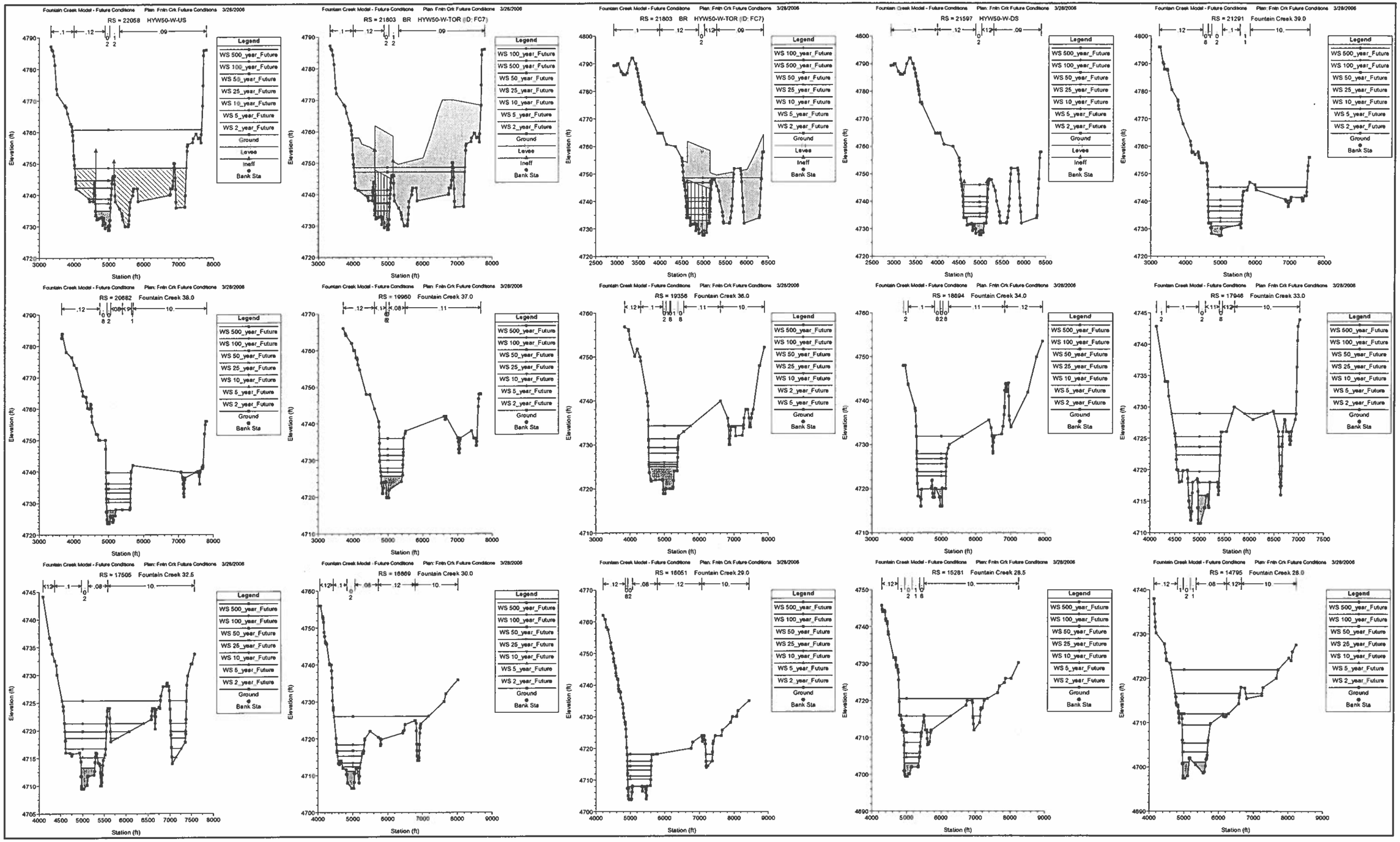
Fountain Creek Model - Future Conditions Plan: Fntn Crk Future Conditions 3/28/2006
RS = 22058 HYW50-W-US
RS = 21803 BR HYW50-W-TOR (ID: FC7)
RS = 21803 BR HYW50-W-TOR (ID: FC7)
RS = 21597 HYW50-W-DS
RS = 21291 Fountain Creek 39.0
RS = 20682 Fountain Creek 38.0
RS = 19960 Fountain Creek 37.0
RS = 19356 Fountain Creek 36.0
RS = 18694 Fountain Creek 34.0
RS = 17946 Fountain Creek 33.0
RS = 17505 Fountain Creek 32.5
RS = 16869 Fountain Creek 30.0
RS = 16051 Fountain Creek 29.0
RS = 15281 Fountain Creek 28.5
RS = 14795 Fountain Creek 28.0
Legend
WS 500_year_Future
WS 100_year_Future
WS 50_year_Future
WS 25_year_Future
WS 10_year_Future
WS 5_year_Future
WS 2_year_Future
Ground
Levee
Ineff
Bank Sta
Elevation (ft)
Station (ft)

Fountain Creek Model - Future Conditions Plan: Fntn Crk Future Conditions 3/28/2006

RS = 14355 Fountain Creek 27.0

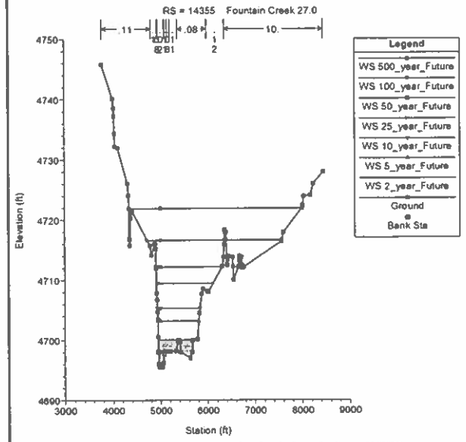

Fountain Creek Model - Future Conditions Plan: Fntn Crk Future Conditions 3/28/2006

RS = 14195 HYW50-E-US

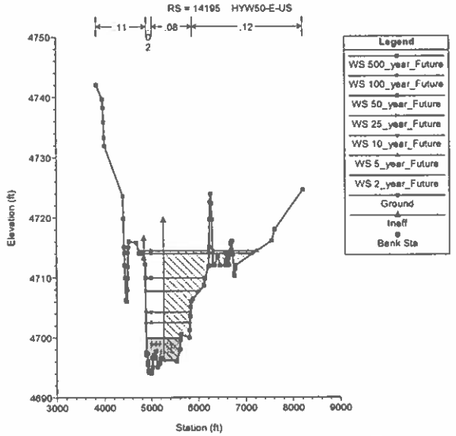

Fountain Creek Model - Future Conditions Plan: Fntn Crk Future Conditions 3/28/2006

RS = 14052 BR HYW50-E-TOR (ID: FC6)



Fountain Creek Model - Future Conditions Plan: Fntn Crk Future Conditions 3/28/2006

RS = 14052 BR HYW50-E-TOR (ID: FC6)

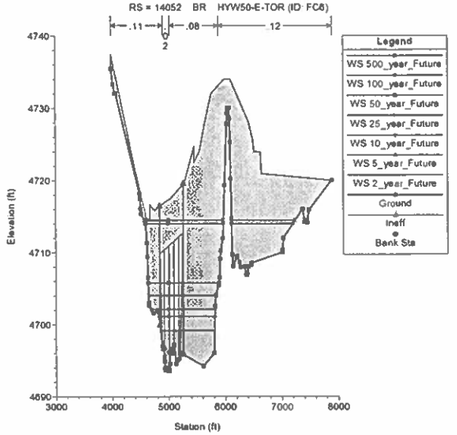

Fountain Creek Model - Future Conditions Plan: Fntn Crk Future Conditions 3/28/2006

RS = 13829 HYW50-E-DS

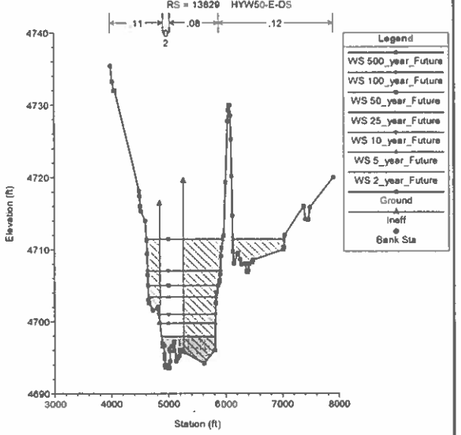

Fountain Creek Model - Future Conditions Plan: Fntn Crk Future Conditions 3/28/2006

RS = 13513 Fountain Creek 25.0

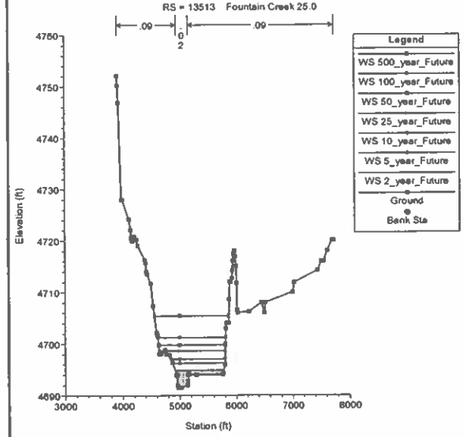

Fountain Creek Model - Future Conditions Plan: Fntn Crk Future Conditions 3/28/2006

RS = 13041 Fountain Creek 23.0

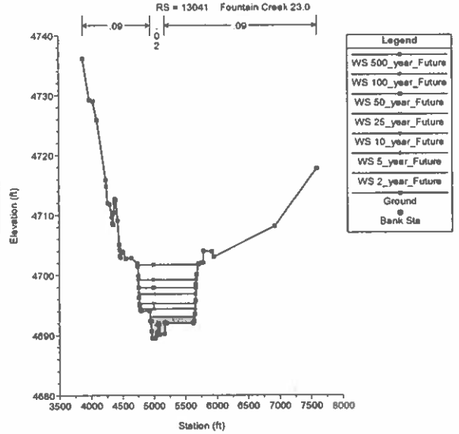

Fountain Creek Model - Future Conditions Plan: Fntn Crk Future Conditions 3/28/2006

RS = 12479 Fountain Creek 22.0 (Please note that low overbank n-values at t

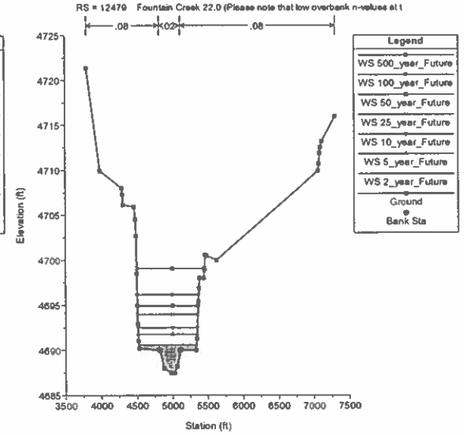

Fountain Creek Model - Future Conditions Plan: Fntn Crk Future Conditions 3/28/2006

RS = 11618 Fountain Creek 21.0 (Please note that low overbank n-values at

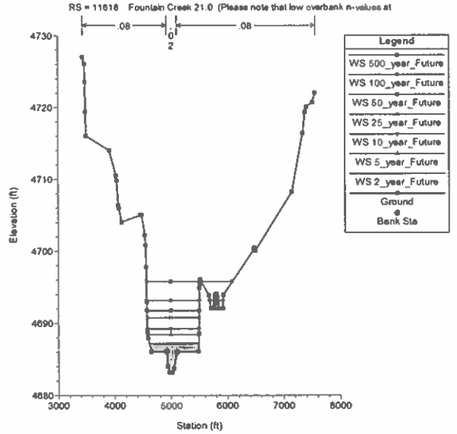

Fountain Creek Model - Future Conditions Plan: Fntn Crk Future Conditions 3/28/2006

RS = 10804 Fountain Creek 20.0 (Please note that low overbank n-values at t

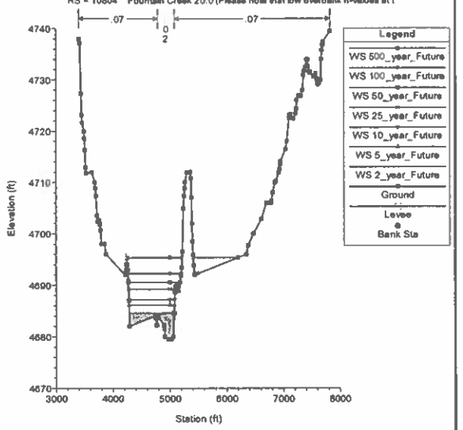

Fountain Creek Model - Future Conditions Plan: Fntn Crk Future Conditions 3/28/2006

RS = 10280 Fountain Creek 18.5 (Please note that low overbank n-values at

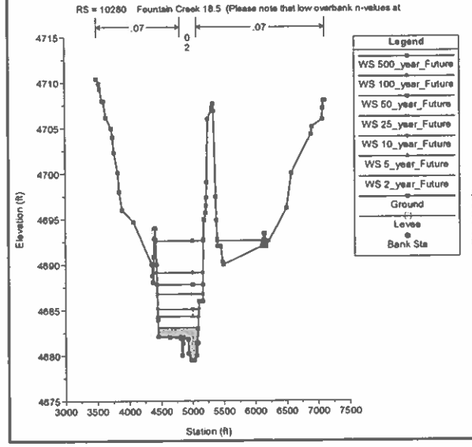

Fountain Creek Model - Future Conditions Plan: Fntn Crk Future Conditions 3/28/2006

RS = 9660 Fountain Creek 17.0 (Please note that low overbank n-values at t

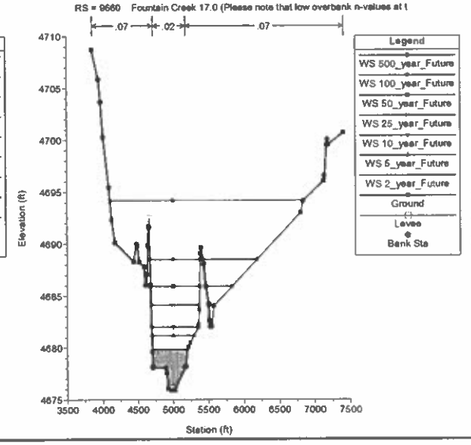

Fountain Creek Model - Future Conditions Plan: Fntn Crk Future Conditions 3/28/2006

RS = 9212 Fountain Creek 16.0 (Please note that low overbank n-values at t

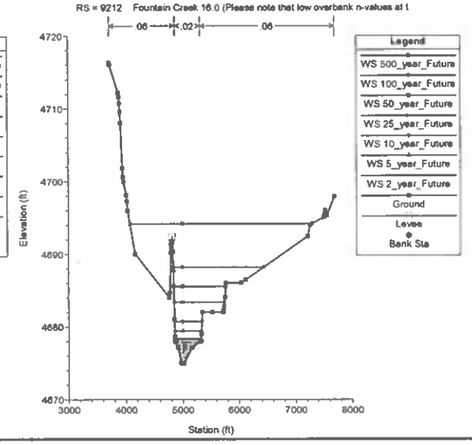

Fountain Creek Model - Future Conditions Plan: Fntn Crk Future Conditions 3/28/2006

RS = 8906 8TH-ST-US (Please note that low overbank n-values at this cross



Fountain Creek Model - Future Conditions Plan: Fntn Crk Future Conditions 3/28/2006

RS = 8824 Culv 8TH-ST-TOR (ID: FC5)

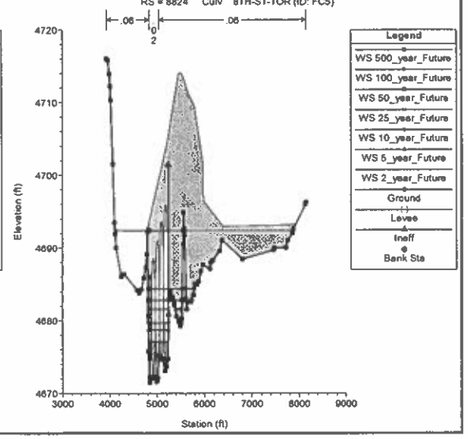

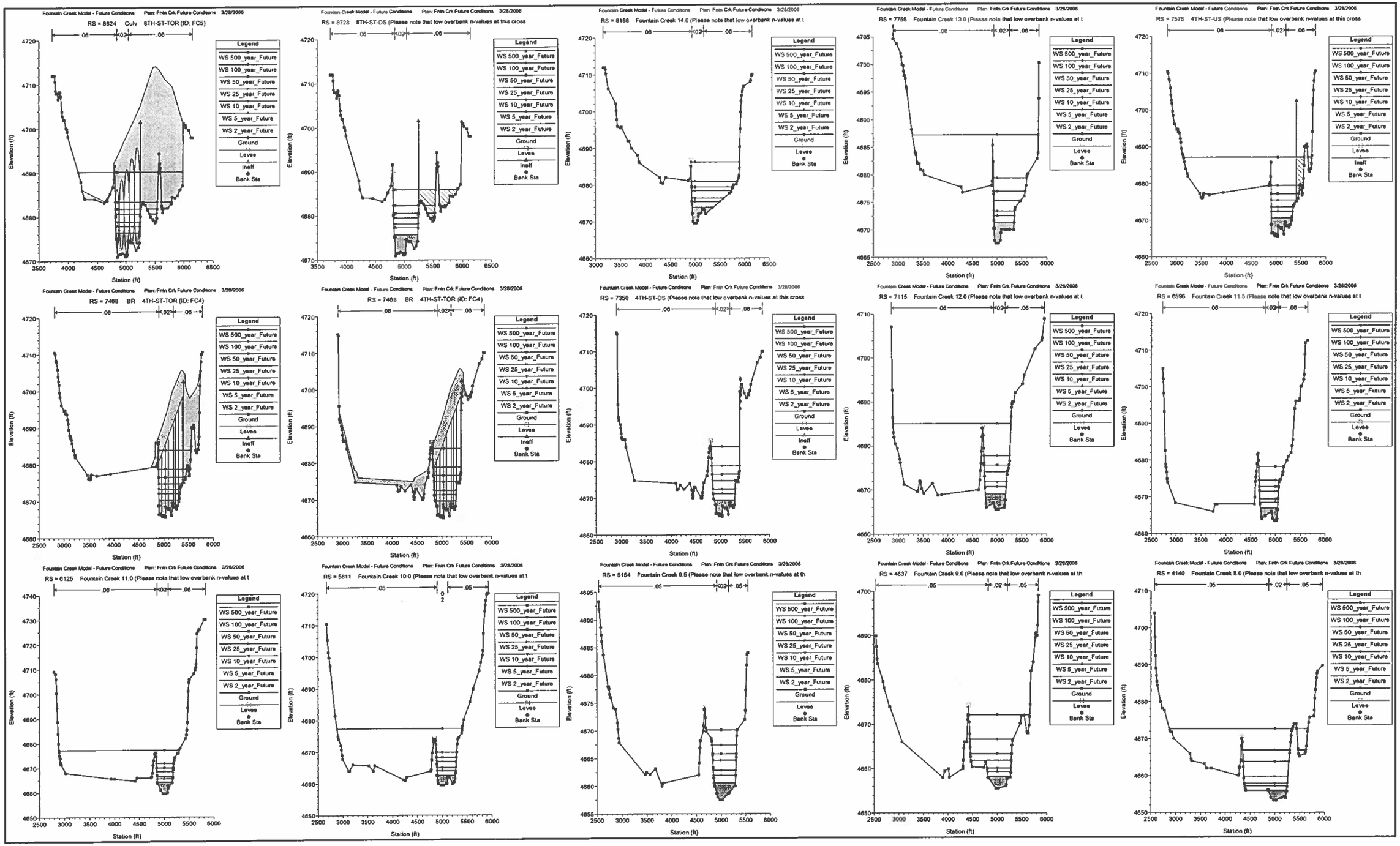
Fountain Creek Model - Future Conditions Plan: Fntn Crk Future Conditions 3/28/2006
RS = 8824 Culv 8TH-ST-TOR (ID: FC5)
RS = 8728 8TH-ST-DS (Please note that low overbank n-values at this cross
RS = 8188 Fountain Creek 14.0 (Please note that low overbank n-values at t
RS = 7755 Fountain Creek 13.0 (Please note that low overbank n-values at t
RS = 7575 4TH-ST-US (Please note that low overbank n-values at this cross
RS = 7468 BR 4TH-ST-TOR (ID: FC4)
RS = 7468 BR 4TH-ST-TOR (ID: FC4)
RS = 7350 4TH-ST-DS (Please note that low overbank n-values at this cross
RS = 7115 Fountain Creek 12.0 (Please note that low overbank n-values at t
RS = 6596 Fountain Creek 11.5 (Please note that low overbank n-values at t
RS = 6125 Fountain Creek 11.0 (Please note that low overbank n-values at t
RS = 5611 Fountain Creek 10.0 (Please note that low overbank n-values at t
RS = 5154 Fountain Creek 9.5 (Please note that low overbank n-values at th
RS = 4637 Fountain Creek 9.0 (Please note that low overbank n-values at th
RS = 4140 Fountain Creek 8.0 (Please note that low overbank n-values at th
Legend
WS 500_year_Future
WS 100_year_Future
WS 50_year_Future
WS 25_year_Future
WS 10_year_Future
WS 5_year_Future
WS 2_year_Future
Ground
Levee
Ineff
Bank Sta
Elevation (ft)
Station (ft)

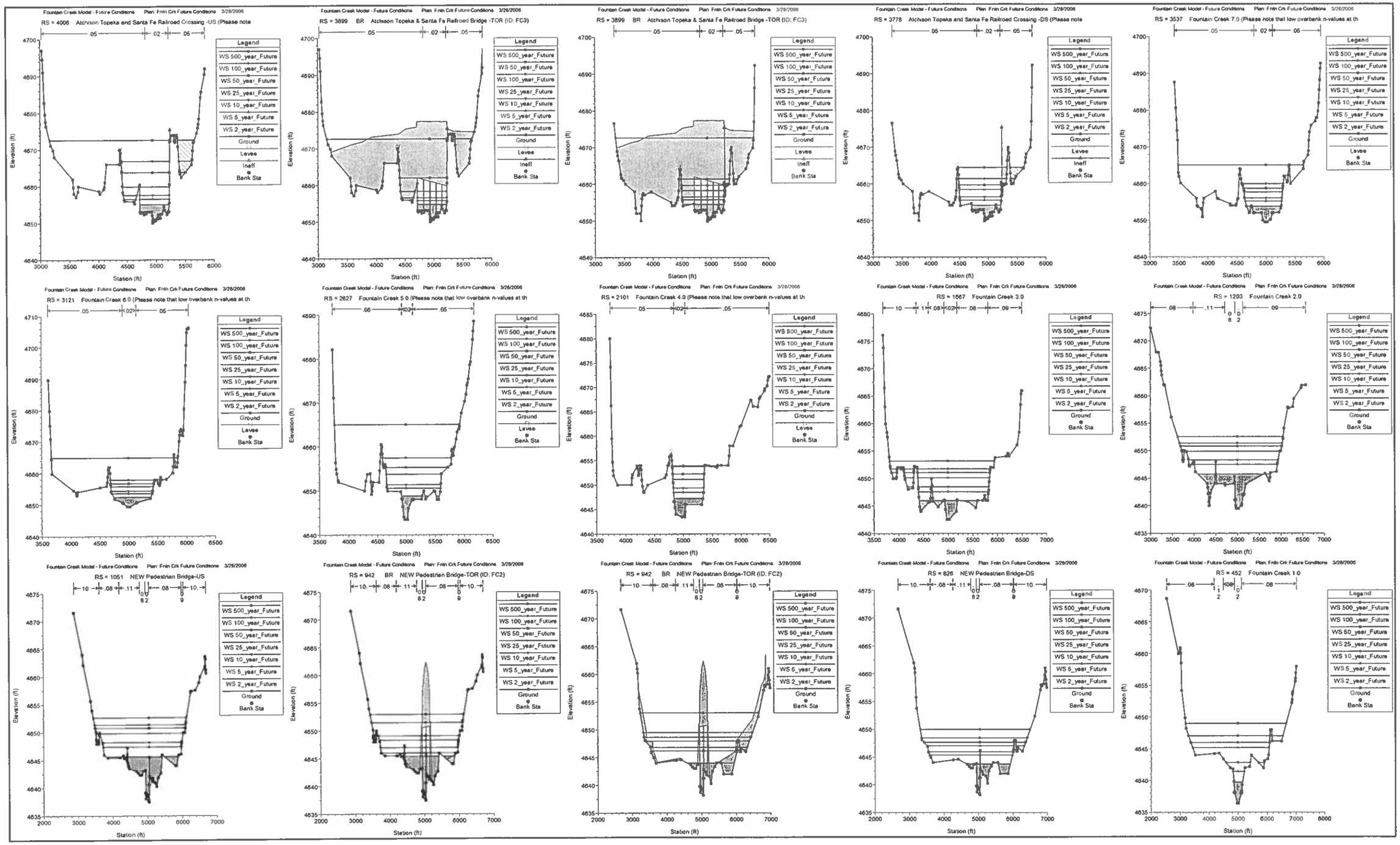
Fountain Creek Model - Future Conditions Plan: Fntn Crk Future Conditions 3/28/2006
RS = 4006 Atchison Topeka and Santa Fe Railroad Crossing -US (Please note
RS = 3899 BR Atchison Topeka & Santa Fe Railroad Bridge -TOR (ID: FC3)
RS = 3899 BR Atchison Topeka & Santa Fe Railroad Bridge -TOR (ID: FC3)
RS = 3778 Atchison Topeka and Santa Fe Railroad Crossing -DS (Please note
RS = 3537 Fountain Creek 7.0 (Please note that low overbank n-values at th
RS = 3121 Fountain Creek 6.0 (Please note that low overbank n-values at th
RS = 2627 Fountain Creek 5.0 (Please note that low overbank n-values at th
RS = 2101 Fountain Creek 4.0 (Please note that low overbank n-values at th
RS = 1667 Fountain Creek 3.0
RS = 1203 Fountain Creek 2.0
RS = 1051 NEW Pedestrian Bridge-US
RS = 942 BR NEW Pedestrian Bridge-TOR (ID: FC2)
RS = 942 BR NEW Pedestrian Bridge-TOR (ID: FC2)
RS = 826 NEW Pedestrian Bridge-DS
RS = 452 Fountain Creek 1.0
Legend
WS 500_year_Future
WS 100_year_Future
WS 50_year_Future
WS 25_year_Future
WS 10_year_Future
WS 5_year_Future
WS 2_year_Future
Ground
Levee
Ineff
Bank Sta
Elevation (ft)
Station (ft)

HEC-RAS Plan: FntnCrkFUT River: Fountain Creek Reach: Reach-1

Reach	River Sta	Profile	Q Total	Min Ch El	W.S. Elev	Crit W.S.	E.G. Elev	E.G. Slope	Vel Chnl	Flow Area	Top Width	Froude # Chl
			(cfs)	(ft)	(ft)	(ft)	(ft)	(ft/ft)	(ft/s)	(sq ft)	(ft)	
Reach-1	291111	2_year_Future	2400.00	5937.50	5942.75	5939.33	5942.53	0.000281	2.30	1043.30	227.75	0.19
Reach-1	291111	5_year_Future	7600.00	5937.50	5945.88	5941.35	5946.17	0.000503	4.34	1786.91	247.42	0.27
Reach-1	291111	10_year_Future	12000.00	5937.50	5947.81	5942.58	5948.09	0.000640	5.60	2222.97	258.26	0.32
Reach-1	291111	25_year_Future	23000.00	5937.50	5951.63	5945.04	5952.49	0.000714	7.49	3333.89	304.66	0.36
Reach-1	291111	50_year_Future	29000.00	5937.50	5953.49	5946.18	5954.53	0.000731	8.25	3931.40	339.09	0.37
Reach-1	291111	100_year_Future	36000.00	5937.50	5955.42	5947.45	5956.68	0.000749	9.04	4611.25	777.79	0.38
Reach-1	291111	500_year_Future	52000.00	5937.50	5960.75	5949.98	5962.15	0.000809	9.75	7885.22	1829.17	0.36
Reach-1	290942	2_year_Future	2400.00	5937.01	5942.45	5940.70	5942.69	0.001326	4.02	672.71	461.68	0.39
Reach-1	290942	5_year_Future	7600.00	5937.01	5945.40	5943.04	5945.96	0.001392	6.27	1939.00	820.78	0.44
Reach-1	290942	10_year_Future	12000.00	5937.01	5947.12	5944.47	5947.86	0.001403	7.39	2857.89	850.70	0.46
Reach-1	290942	25_year_Future	23000.00	5937.01	5951.43	5946.89	5952.33	0.001049	8.50	5193.79	1053.08	0.43
Reach-1	290942	50_year_Future	29000.00	5937.01	5953.38	5947.92	5954.37	0.000980	9.06	6260.25	1130.04	0.42
Reach-1	290942	100_year_Future	36000.00	5937.01	5955.33	5949.03	5956.47	0.000950	9.72	7355.13	1196.08	0.42
Reach-1	290942	500_year_Future	52000.00	5937.01	5960.74	5951.24	5961.93	0.000700	10.11	10639.27	1842.37	0.38
Reach-1	290852		Bridge									
Reach-1	290682	2_year_Future	2400.00	5935.74	5939.43	5939.43	5940.41	0.014113	7.95	302.00	151.37	0.99
Reach-1	290682	5_year_Future	7600.00	5935.74	5941.71	5941.71	5943.62	0.011269	11.08	689.72	184.68	0.99
Reach-1	290682	10_year_Future	12000.00	5935.74	5943.12	5943.12	5945.66	0.009970	12.80	962.73	201.70	0.98
Reach-1	290682	25_year_Future	23000.00	5935.74	5945.98	5945.98	5949.74	0.008465	15.71	1610.35	237.70	0.97
Reach-1	290682	50_year_Future	29000.00	5935.74	5947.45	5947.27	5951.64	0.007601	16.64	1967.56	246.14	0.94
Reach-1	290682	100_year_Future	36000.00	5935.74	5950.16	5948.65	5953.94	0.004989	15.90	2655.98	261.65	0.80
Reach-1	290682	500_year_Future	52000.00	5935.74	5957.03	5951.55	5958.94	0.002211	14.22	5240.00	1377.74	0.57
Reach-1	290004	2_year_Future	2400.00	5929.50	5932.09	5931.33	5932.52	0.003370	5.29	453.63	180.07	0.59
Reach-1	290004	5_year_Future	7600.00	5929.50	5934.70	5933.37	5935.74	0.003156	6.22	934.65	188.31	0.64
Reach-1	290004	10_year_Future	12000.00	5929.50	5939.62	5934.75	5940.29	0.000831	6.60	1890.34	251.07	0.37
Reach-1	290004	25_year_Future	23000.00	5929.50	5946.20	5937.55	5947.05	0.000546	7.49	3529.92	544.31	0.32
Reach-1	290004	50_year_Future	29000.00	5929.50	5948.00	5938.90	5949.08	0.000611	8.48	4005.83	614.06	0.35
Reach-1	290004	100_year_Future	36000.00	5929.50	5950.51	5940.47	5951.78	0.000606	9.20	5040.60	949.05	0.35
Reach-1	290004	500_year_Future	52000.00	5929.50	5957.66	5943.46	5958.43	0.000307	7.96	18552.65	1756.49	0.26
Reach-1	289593	2_year_Future	2400.00	5927.50	5929.33	5929.33	5930.21	0.010668	7.52	319.17	177.28	0.99
Reach-1	289593	5_year_Future	7600.00	5927.50	5934.19	5931.37	5934.80	0.001361	6.27	1221.59	198.55	0.43
Reach-1	289593	10_year_Future	12000.00	5927.50	5939.53	5932.76	5939.98	0.000455	5.40	2345.03	282.53	0.28
Reach-1	289593	25_year_Future	23000.00	5927.50	5946.15	5935.52	5946.81	0.000373	6.58	3949.49	427.13	0.27
Reach-1	289593	50_year_Future	29000.00	5927.50	5947.94	5936.84	5948.81	0.000433	7.54	4431.46	648.71	0.30
Reach-1	289593	100_year_Future	36000.00	5927.50	5950.57	5938.23	5951.47	0.000404	7.90	7902.57	1060.65	0.29
Reach-1	289593	500_year_Future	52000.00	5927.50	5957.55	5941.15	5958.31	0.000270	7.71	16761.82	1337.13	0.25
Reach-1	289287	2_year_Future	2400.00	5923.50	5927.56	5925.33	5927.73	0.000737	3.27	733.39	191.06	0.29
Reach-1	289287	5_year_Future	7600.00	5923.50	5934.31	5927.36	5934.53	0.000250	3.74	2052.75	221.03	0.20
Reach-1	289287	10_year_Future	12000.00	5923.50	5939.60	5928.73	5939.84	0.000159	3.92	3247.81	306.79	0.17
Reach-1	289287	25_year_Future	23000.00	5923.50	5946.24	5931.40	5946.66	0.000180	5.25	5000.25	411.18	0.20
Reach-1	289287	50_year_Future	29000.00	5923.50	5948.08	5932.71	5948.62	0.000212	6.00	6715.97	1175.79	0.21
Reach-1	289287	100_year_Future	36000.00	5923.50	5950.68	5934.07	5951.30	0.000217	6.51	9995.08	1453.20	0.22
Reach-1	289287	500_year_Future	52000.00	5923.50	5957.63	5936.98	5958.19	0.000164	6.59	20185.47	1483.52	0.20
Reach-1	289083	2_year_Future	2400.00	5919.12	5926.50	5924.33	5927.31	0.001929	7.26	397.27	94.24	0.51
Reach-1	289083	5_year_Future	7600.00	5919.12	5932.22	5928.97	5933.98	0.001919	11.14	1245.50	213.38	0.57
Reach-1	289083	10_year_Future	12000.00	5919.12	5938.04	5931.99	5939.43	0.001014	10.53	2613.58	268.81	0.44
Reach-1	289083	25_year_Future	23000.00	5919.12	5943.61	5937.24	5946.00	0.001303	14.30	4105.85	391.65	0.52
Reach-1	289083	50_year_Future	29000.00	5919.12	5943.89	5939.34	5947.58	0.001982	17.79	4188.17	397.47	0.64
Reach-1	289083	100_year_Future	36000.00	5919.12	5944.23	5941.53	5949.72	0.002903	21.73	4288.81	405.19	0.78
Reach-1	289083	500_year_Future	52000.00	5919.12	5955.47	5948.48	5957.64	0.000923	15.82	15517.65	1426.15	0.47
Reach-1	289063		Bridge									
Reach-1	289038	2_year_Future	2400.00	5919.60	5924.79	5924.79	5926.78	0.008255	11.32	219.88	66.50	0.98
Reach-1	289038	5_year_Future	7600.00	5919.60	5929.45	5928.45	5933.25	0.006053	16.04	673.74	126.35	0.95
Reach-1	289038	10_year_Future	12000.00	5919.60	5932.78	5932.78	5936.92	0.004557	17.25	1308.35	234.07	0.87
Reach-1	289038	25_year_Future	23000.00	5919.60	5937.54	5937.54	5943.36	0.004542	21.48	2419.20	303.51	0.92
Reach-1	289038	50_year_Future	29000.00	5919.60	5939.65	5939.65	5946.26	0.004563	23.28	2947.81	333.26	0.94
Reach-1	289038	100_year_Future	36000.00	5919.60	5941.58	5941.58	5949.38	0.004861	25.62	3447.03	356.73	0.99
Reach-1	289038	500_year_Future	52000.00	5919.60	5947.99	5947.99	5954.89	0.003340	25.40	6940.44	623.86	0.86
Reach-1	288854	2_year_Future	2400.00	5919.50	5922.07		5922.50	0.004808	5.27	455.04	182.55	0.59
Reach-1	288854	5_year_Future	7500.00	5919.50	5924.35		5925.50	0.005156	8.59	873.83	183.84	0.69
Reach-1	288854	10_year_Future	12000.00	5919.50	5925.84		5927.54	0.005345	10.48	1146.91	184.21	0.74
Reach-1	288854	25_year_Future	23000.00	5919.50	5928.70	5927.45	5931.64	0.005584	13.77	1681.08	198.68	0.80
Reach-1	288854	50_year_Future	29000.00	5919.50	5930.05	5928.78	5933.59	0.005587	15.10	1959.47	211.76	0.82
Reach-1	288854	100_year_Future	36000.00	5919.50	5931.45	5930.24	5935.68	0.005639	16.50	2263.40	221.86	0.84
Reach-1	288854	500_year_Future	52000.00	5919.50	5934.01	5933.25	5939.86	0.006068	19.50	2850.42	236.34	0.90
Reach-1	287874	2_year_Future	2400.00	5913.05	5915.03	5914.86	5915.78	0.011172	6.95	345.21	177.60	0.88
Reach-1	287874	5_year_Future	7500.00	5913.05	5917.16	5916.90	5918.80	0.009340	10.28	729.55	181.83	0.90
Reach-1	287874	10_year_Future	12000.00	5913.05	5918.57	5918.27	5920.87	0.008768	12.17	985.81	181.87	0.92
Reach-1	287874	25_year_Future	23000.00	5913.05	5921.35	5921.06	5925.04	0.008084	15.41	1492.72	181.95	0.95
Reach-1	287874	50_year_Future	29000.00	5913.05	5922.61	5922.45	5927.00	0.007989	16.84	1765.21	238.13	0.96

HEC-RAS Plan: FntnCrkFUT River: Fountain Creek Reach: Reach-1 (Continued)

Reach	River Sta	Profile	Q Total	Min Ch El	W.S. Elev	Crit W.S.	E.G. Elev	E.G. Slope	Vel Chnl	Flow Area	Top Width	Froude # Chl
			(cfs)	(ft)	(ft)	(ft)	(ft)	(ft/ft)	(ft/s)	(sq ft)	(ft)	
Reach-1	287874	100_year_Future	36000.00	5913.05	5923.94	5923.94	5929.09	0.007862	18.25	2089.10	244.79	0.98
Reach-1	287874	500_year_Future	52000.00	5913.05	5926.88	5926.88	5933.33	0.007218	20.52	2825.76	259.03	0.98
Reach-1	287374	2_year_Future	2400.00	5909.50	5912.22	5911.34	5912.60	0.003874	4.99	480.65	183.55	0.54
Reach-1	287374	5_year_Future	7500.00	5909.50	5914.84	5913.36	5915.76	0.003782	7.67	979.12	194.96	0.60
Reach-1	287374	10_year_Future	12000.00	5909.50	5916.58	5914.72	5917.86	0.003629	9.14	1323.52	200.97	0.62
Reach-1	287374	25_year_Future	23000.00	5909.50	5919.85	5917.37	5922.00	0.003584	11.79	2081.82	266.69	0.65
Reach-1	287374	50_year_Future	29000.00	5909.50	5921.34	5918.77	5923.89	0.003561	12.88	2491.83	283.94	0.67
Reach-1	287374	100_year_Future	36000.00	5909.50	5922.97	5920.22	5925.92	0.003490	13.91	2968.29	301.21	0.67
Reach-1	287374	500_year_Future	52000.00	5909.50	5926.23	5923.09	5930.01	0.003382	15.87	3999.58	386.03	0.69
Reach-1	286874	2_year_Future	2400.00	5907.50	5910.15	5909.34	5910.57	0.004267	5.20	461.11	176.53	0.57
Reach-1	286874	5_year_Future	7500.00	5907.50	5912.89	5911.40	5913.86	0.003799	7.90	971.98	197.84	0.60
Reach-1	286874	10_year_Future	12000.00	5907.50	5914.57	5912.82	5915.99	0.003886	9.59	1319.54	223.54	0.64
Reach-1	286874	25_year_Future	23000.00	5907.50	5917.57	5915.73	5920.02	0.004231	12.69	2053.40	257.96	0.71
Reach-1	286874	50_year_Future	29000.00	5907.50	5918.86	5917.05	5921.86	0.004439	14.09	2391.77	287.11	0.74
Reach-1	286874	100_year_Future	36000.00	5907.50	5920.45	5918.48	5923.92	0.004345	15.21	2624.60	406.38	0.75
Reach-1	286874	500_year_Future	52000.00	5907.50	5922.63	5921.35	5927.79	0.005280	18.61	3442.01	676.93	0.84
Reach-1	286374	2_year_Future	2400.00	5905.50	5908.49	5907.33	5908.82	0.002849	4.60	521.32	177.10	0.47
Reach-1	286374	5_year_Future	7500.00	5905.50	5911.23	5909.40	5912.08	0.003202	7.39	1015.17	183.08	0.55
Reach-1	286374	10_year_Future	12000.00	5905.50	5912.74	5910.82	5914.07	0.003681	9.28	1334.56	276.65	0.62
Reach-1	286374	25_year_Future	23000.00	5905.50	5915.62	5913.85	5917.89	0.004073	12.27	2298.62	346.93	0.69
Reach-1	286374	50_year_Future	29000.00	5905.50	5916.87	5915.15	5919.61	0.004244	13.56	2744.39	380.80	0.72
Reach-1	286374	100_year_Future	36000.00	5905.50	5918.53	5916.50	5921.72	0.004113	14.64	3602.78	942.67	0.72
Reach-1	286374	500_year_Future	52000.00	5905.50	5920.65	5917.76	5925.04	0.004791	17.50	5313.21	1203.28	0.80
Reach-1	285874	2_year_Future	2400.00	5904.00	5907.57	5905.83	5907.77	0.001503	3.55	675.90	211.26	0.35
Reach-1	285874	5_year_Future	7500.00	5904.00	5910.23	5907.81	5910.77	0.001911	5.91	1412.88	357.41	0.43
Reach-1	285874	10_year_Future	12000.00	5904.00	5911.67	5909.09	5912.51	0.002241	7.43	1930.61	361.48	0.49
Reach-1	285874	25_year_Future	23000.00	5904.00	5914.69	5911.61	5916.09	0.002421	9.75	3158.32	564.75	0.54
Reach-1	285874	50_year_Future	29000.00	5904.00	5915.98	5912.70	5917.66	0.002543	10.82	3957.17	794.74	0.56
Reach-1	285874	100_year_Future	36000.00	5904.00	5917.81	5913.87	5919.81	0.002432	11.68	5833.65	1251.83	0.56
Reach-1	285874	500_year_Future	52000.00	5904.00	5919.85	5916.00	5922.73	0.002977	14.21	8357.87	1459.77	0.64
Reach-1	285374	2_year_Future	2400.00	5903.31	5905.13	5905.13	5905.97	0.015048	7.37	325.64	191.79	1.00
Reach-1	285374	5_year_Future	7500.00	5903.31	5907.09	5907.09	5908.75	0.011202	10.35	770.01	287.14	0.97
Reach-1	285374	10_year_Future	12000.00	5903.31	5908.91	5908.43	5910.61	0.006814	10.64	1382.13	355.86	0.81
Reach-1	285374	25_year_Future	23000.00	5903.31	5911.07	5910.77	5913.96	0.007584	14.08	2162.21	363.97	0.90
Reach-1	285374	50_year_Future	29000.00	5903.31	5913.63	5911.86	5915.99	0.004391	12.89	3273.45	507.93	0.72
Reach-1	285374	100_year_Future	36000.00	5903.31	5916.57	5913.11	5918.54	0.002645	11.98	6516.55	1668.10	0.59
Reach-1	285374	500_year_Future	52000.00	5903.31	5917.75	5915.66	5920.98	0.003955	15.52	8229.02	1819.37	0.73
Reach-1	284894	2_year_Future	2400.00	5899.50	5904.36	5901.33	5904.46	0.000476	2.46	990.83	254.77	0.21
Reach-1	284894	5_year_Future	7500.00	5899.50	5906.84	5903.29	5907.19	0.000998	4.80	1703.69	305.93	0.32
Reach-1	284894	10_year_Future	12000.00	5899.50	5908.63	5904.52	5909.16	0.001131	5.97	2257.46	311.45	0.38
Reach-1	284894	25_year_Future	23000.00	5899.50	5910.46	5907.01	5911.73	0.002119	9.29	2871.17	399.70	0.51
Reach-1	284894	50_year_Future	29000.00	5899.50	5913.40	5908.09	5914.53	0.001397	8.90	4281.35	1031.83	0.43
Reach-1	284894	100_year_Future	36000.00	5899.50	5916.54	5909.23	5917.52	0.000960	8.49	7716.93	2112.91	0.37
Reach-1	284894	500_year_Future	52000.00	5899.50	5917.87	5911.73	5919.41	0.001425	10.88	9818.43	2380.81	0.45
Reach-1	284761	2_year_Future	2400.00	5897.41	5904.10	5902.04	5904.31	0.001798	3.72	646.64	274.59	0.43
Reach-1	284761	5_year_Future	7500.00	5897.41	5906.49	5904.66	5906.98	0.001684	5.58	1356.28	301.57	0.46
Reach-1	284761	10_year_Future	12000.00	5897.41	5908.34	5905.87	5908.97	0.001388	6.35	1925.40	320.05	0.44
Reach-1	284761	25_year_Future	23000.00	5897.41	5909.87	5907.69	5911.36	0.002492	9.81	2441.31	354.02	0.61
Reach-1	284761	50_year_Future	29000.00	5897.41	5913.24	5908.67	5914.35	0.001182	8.55	4137.83	1207.50	0.45
Reach-1	284761	100_year_Future	36000.00	5897.41	5916.51	5909.73	5917.34	0.000680	7.68	6784.72	2195.00	0.35
Reach-1	284761	500_year_Future	52000.00	5897.41	5917.81	5911.97	5919.15	0.000997	9.84	10926.51	2400.34	0.44
Reach-1	284633		Bridge									
Reach-1	284587	2_year_Future	2400.00	5894.96	5900.76	5899.57	5901.27	0.006241	5.73	418.64	234.44	0.76
Reach-1	284587	5_year_Future	7500.00	5894.96	5903.47	5902.19	5904.10	0.002624	6.37	1189.82	304.00	0.56
Reach-1	284587	10_year_Future	12000.00	5894.96	5905.49	5903.22	5906.20	0.001719	6.77	1811.38	312.00	0.49
Reach-1	284587	25_year_Future	23000.00	5894.96	5909.11	5905.26	5910.12	0.001308	8.08	2964.90	531.12	0.46
Reach-1	284587	50_year_Future	29000.00	5894.96	5910.75	5906.21	5911.87	0.001195	8.58	4369.44	1241.06	0.45
Reach-1	284587	100_year_Future	36000.00	5894.96	5916.16	5907.25	5916.73	0.000402	6.46	11646.11	2370.38	0.28
Reach-1	284587	500_year_Future	52000.00	5894.96	5917.81	5909.56	5918.70	0.000570	8.19	14468.23	2586.57	0.34
Reach-1	284162	2_year_Future	2900.00	5892.78	5899.29	5897.54	5899.70	0.002491	5.52	824.35	330.37	0.43
Reach-1	284162	5_year_Future	7500.00	5892.78	5901.97	5899.91	5902.80	0.003252	8.34	1585.10	586.97	0.52
Reach-1	284162	10_year_Future	12000.00	5892.78	5903.81	5901.46	5905.02	0.003730	10.27	2164.10	764.21	0.58
Reach-1	284162	25_year_Future	23000.00	5892.78	5906.41	5904.44	5908.72	0.005487	14.59	3079.96	911.94	0.73
Reach-1	284162	50_year_Future	29000.00	5892.78	5906.86	5905.81	5910.17	0.007576	17.56	3248.44	960.59	0.87
Reach-1	284162	100_year_Future	36000.00	5892.78	5915.95	5907.33	5918.46	0.000642	8.38	14298.85	2639.31	0.32
Reach-1	284162	500_year_Future	51000.00	5892.78	5917.56	5911.18	5918.29	0.001166	10.34	16876.45	2789.80	0.38
Reach-1	284041		Bridge									
Reach-1	283944	2_year_Future	2900.00	5891.32	5896.28	5896.08	5897.38	0.010047	8.73	440.93	227.92	0.81
Reach-1	283944	5_year_Future	7500.00	5891.32	5898.45	5898.45	5900.43	0.010664	12.33	993.15	275.10	0.90

HEC-RAS Plan: FntnCrkFUT River: Fountain Creek Reach: Reach-1 (Continued)

Reach	River Sta	Profile	Q Total	Min Ch El	W.S. Elev	Crit W.S.	E.G. Elev	E.G. Slope	Vel Chnl	Flow Area	Top Width	Froude # Chl
			(cfs)	(ft)	(ft)	(ft)	(ft)	(ft/ft)	(ft/s)	(sq ft)	(ft)	
Reach-1	283944	10_year_Future	12000.00	5891.32	5900.01	5900.01	5902.57	0.010765	14.51	1435.50	294.12	0.94
Reach-1	283944	25_year_Future	23000.00	5891.32	5902.96	5902.96	5906.62	0.010626	18.08	2347.57	317.37	0.99
Reach-1	283944	50_year_Future	29000.00	5891.32	5904.18	5904.18	5908.48	0.010971	19.77	2738.10	321.95	1.03
Reach-1	283944	100_year_Future	36000.00	5891.32	5905.56	5905.56	5910.44	0.010993	21.34	3186.07	341.68	1.05
Reach-1	283944	500_year_Future	51000.00	5891.32	5908.75	5908.75	5914.15	0.009589	23.08	4922.48	1588.83	1.01
Reach-1	283374	2_year_Future	2900.00	5887.50	5889.75	5889.56	5890.81	0.013713	7.45	398.33	184.58	0.88
Reach-1	283374	5_year_Future	7500.00	5887.50	5891.79	5891.37	5893.34	0.010456	10.01	790.39	198.80	0.85
Reach-1	283374	10_year_Future	12000.00	5887.50	5893.17	5892.61	5895.40	0.010512	12.08	1069.73	208.01	0.89
Reach-1	283374	25_year_Future	23000.00	5887.50	5895.64	5895.64	5899.52	0.011351	15.98	1605.45	224.96	0.99
Reach-1	283374	50_year_Future	29000.00	5887.50	5896.96	5896.96	5901.47	0.010865	17.28	1906.84	233.96	0.99
Reach-1	283374	100_year_Future	36000.00	5887.50	5898.06	5898.06	5903.65	0.011615	19.23	2176.30	363.88	1.04
Reach-1	283374	500_year_Future	51000.00	5887.50	5902.91	5902.91	5906.44	0.005060	16.33	6863.23	1660.01	0.73
Reach-1	282874	2_year_Future	2900.00	5883.50	5886.76	5885.56	5887.12	0.003929	4.82	601.13	200.76	0.49
Reach-1	282874	5_year_Future	7500.00	5883.50	5888.59	5887.31	5889.51	0.005362	7.70	993.81	228.90	0.62
Reach-1	282874	10_year_Future	12000.00	5883.50	5890.09	5888.62	5891.44	0.005481	9.34	1355.53	252.92	0.66
Reach-1	282874	25_year_Future	23000.00	5883.50	5893.05	5891.27	5895.23	0.005395	11.97	2184.24	319.90	0.69
Reach-1	282874	50_year_Future	29000.00	5883.50	5894.30	5892.46	5896.92	0.005519	13.18	2609.90	354.61	0.72
Reach-1	282874	100_year_Future	36000.00	5883.50	5895.42	5893.82	5898.62	0.005960	14.65	3012.33	365.19	0.76
Reach-1	282874	500_year_Future	51000.00	5883.50	5898.51	5895.60	5901.99	0.004966	15.64	5324.65	1160.98	0.72
Reach-1	282374	2_year_Future	3700.00	5879.50	5881.88	5881.88	5883.06	0.017899	8.69	425.63	181.95	1.00
Reach-1	282374	5_year_Future	7600.00	5879.50	5883.35	5883.35	5885.21	0.015004	10.93	695.81	185.84	0.99
Reach-1	282374	10_year_Future	12000.00	5879.50	5884.69	5884.69	5887.21	0.013841	12.75	945.33	188.54	0.99
Reach-1	282374	25_year_Future	23000.00	5879.50	5887.56	5887.56	5891.31	0.011230	15.58	1555.52	261.87	0.97
Reach-1	282374	50_year_Future	29000.00	5879.50	5889.05	5889.05	5893.15	0.009867	16.37	2011.56	319.77	0.94
Reach-1	282374	100_year_Future	35000.00	5879.50	5890.25	5890.25	5894.79	0.009451	17.34	2396.03	327.29	0.94
Reach-1	282374	500_year_Future	51000.00	5879.50	5893.21	5893.21	5898.63	0.008362	19.21	3508.79	580.70	0.92
Reach-1	281874	2_year_Future	3700.00	5873.50	5878.54	5875.91	5878.80	0.001456	4.02	919.50	188.78	0.32
Reach-1	281874	5_year_Future	7600.00	5873.50	5880.60	5877.32	5881.12	0.001908	5.82	1309.60	191.38	0.39
Reach-1	281874	10_year_Future	12000.00	5873.50	5882.32	5878.68	5883.16	0.002272	7.36	1640.79	193.57	0.44
Reach-1	281874	25_year_Future	23000.00	5873.50	5885.44	5881.42	5887.09	0.002974	10.34	2341.98	323.76	0.53
Reach-1	281874	50_year_Future	29000.00	5873.50	5886.80	5882.74	5888.86	0.003232	11.60	2833.28	379.90	0.56
Reach-1	281874	100_year_Future	35000.00	5873.50	5887.92	5883.91	5890.40	0.003515	12.77	3258.14	413.55	0.60
Reach-1	281874	500_year_Future	51000.00	5873.50	5890.96	5887.37	5894.28	0.003734	14.97	4449.69	823.73	0.63
Reach-1	281374	2_year_Future	3700.00	5873.50	5875.89	5875.89	5876.96	0.017539	8.26	446.94	202.71	0.98
Reach-1	281374	5_year_Future	7600.00	5873.50	5877.25	5877.25	5878.92	0.015342	10.38	734.82	222.30	0.99
Reach-1	281374	10_year_Future	12000.00	5873.50	5878.47	5878.47	5880.72	0.013740	12.05	1017.59	239.33	0.98
Reach-1	281374	25_year_Future	23000.00	5873.50	5881.18	5881.00	5884.39	0.010711	14.45	1717.35	277.01	0.94
Reach-1	281374	50_year_Future	29000.00	5873.50	5882.50	5882.14	5886.11	0.009726	15.37	2095.63	299.30	0.92
Reach-1	281374	100_year_Future	35000.00	5873.50	5884.24	5883.29	5887.81	0.007584	15.33	2640.91	351.27	0.84
Reach-1	281374	500_year_Future	51000.00	5873.50	5886.32	5886.32	5891.40	0.008585	18.41	3477.82	595.34	0.92
Reach-1	280874	2_year_Future	3700.00	5870.03	5874.03	5872.41	5874.36	0.001701	4.65	795.31	228.22	0.44
Reach-1	280874	5_year_Future	7600.00	5870.03	5875.75	5873.79	5876.37	0.001895	6.34	1212.54	256.64	0.49
Reach-1	280874	10_year_Future	12000.00	5870.03	5877.19	5875.01	5878.13	0.002054	7.79	1600.16	281.38	0.54
Reach-1	280874	25_year_Future	23000.00	5870.03	5880.55	5877.35	5882.01	0.001861	9.77	2641.50	339.17	0.55
Reach-1	280874	50_year_Future	29000.00	5870.03	5882.03	5878.53	5883.76	0.001838	10.65	3155.87	388.61	0.56
Reach-1	280874	100_year_Future	35000.00	5870.03	5883.99	5879.53	5885.80	0.001566	10.93	3935.45	953.21	0.53
Reach-1	280874	500_year_Future	51000.00	5870.03	5885.84	5882.03	5888.58	0.002198	14.00	4755.34	1230.06	0.64
Reach-1	280478	2_year_Future	3700.00	5869.50	5871.88	5871.88	5872.94	0.009965	8.26	448.10	206.60	0.99
Reach-1	280478	5_year_Future	7600.00	5869.50	5873.22	5873.22	5874.88	0.008566	10.36	739.96	230.53	0.99
Reach-1	280478	10_year_Future	12000.00	5869.50	5874.69	5874.44	5876.70	0.006401	11.38	1100.87	258.33	0.91
Reach-1	280478	25_year_Future	23000.00	5869.50	5879.25	5876.97	5881.12	0.002529	11.09	2455.89	341.63	0.64
Reach-1	280478	50_year_Future	29000.00	5869.50	5880.66	5877.97	5882.87	0.002498	12.09	2957.24	445.69	0.65
Reach-1	280478	100_year_Future	35000.00	5869.50	5883.04	5879.20	5885.11	0.001823	11.79	4062.46	1212.10	0.57
Reach-1	280478	500_year_Future	51000.00	5869.50	5884.69	5881.85	5887.67	0.002364	14.52	7399.67	1899.05	0.66
Reach-1	279989	2_year_Future	3700.00	5863.50	5867.73	5865.90	5868.09	0.001474	4.84	764.07	185.61	0.42
Reach-1	279989	5_year_Future	7600.00	5863.50	5870.82	5867.38	5871.32	0.000965	5.89	1344.95	191.79	0.37
Reach-1	279989	10_year_Future	12000.00	5863.50	5875.17	5868.68	5875.65	0.000498	5.58	2243.90	226.81	0.29
Reach-1	279989	25_year_Future	23000.00	5863.50	5879.39	5871.46	5880.28	0.000618	7.67	4017.84	1141.57	0.34
Reach-1	279989	50_year_Future	29000.00	5863.50	5880.86	5872.79	5881.95	0.000690	8.60	5647.71	1624.15	0.36
Reach-1	279989	100_year_Future	35000.00	5863.50	5883.45	5874.04	5884.32	0.000511	8.12	11069.98	1974.72	0.32
Reach-1	279989	500_year_Future	51000.00	5863.50	5885.35	5877.09	5886.58	0.000685	9.99	14894.51	2034.83	0.38
Reach-1	279805	2_year_Future	3700.00	5860.55	5866.80	5865.29	5867.60	0.002771	7.19	514.96	109.17	0.58
Reach-1	279805	5_year_Future	7600.00	5860.55	5869.43	5867.46	5870.79	0.002695	9.37	845.73	181.45	0.62
Reach-1	279805	10_year_Future	12000.00	5860.55	5874.27	5869.44	5875.34	0.001114	8.49	1766.40	242.57	0.43
Reach-1	279805	25_year_Future	23000.00	5860.55	5877.39	5873.26	5879.68	0.001798	12.58	2622.32	699.18	0.57
Reach-1	279805	50_year_Future	29000.00	5860.55	5878.32	5875.03	5880.47	0.004831	18.69	1998.45	268.82	0.91
Reach-1	279805	100_year_Future	35000.00	5860.55	5882.81	5875.99	5884.08	0.000869	10.72	11694.63	1940.69	0.42
Reach-1	279805	500_year_Future	51000.00	5860.55	5884.67	5882.11	5886.30	0.001107	12.82	15522.70	1958.70	0.48
Reach-1	279779		Bridge									
Reach-1	279756	2_year_Future	3700.00	5860.69	5865.45	5865.45	5867.13	0.008837	10.38	356.30	104.56	0.99

HEC-RAS Plan: FntnCrkFUT River: Fountain Creek Reach: Reach-1 (Continued)

Reach	River Sta	Profile	Q Total	Min Ch El	W.S. Elev	Crit W.S.	E.G. Elev	E.G. Slope	Vel Chnl	Flow Area	Top Width	Froude # Chl
			(cfs)	(ft)	(ft)	(ft)	(ft)	(ft/ft)	(ft/s)	(sq ft)	(ft)	
Reach-1	279756	5_year_Future	7600.00	5860.69	5867.57	5867.57	5870.20	0.007851	13.00	584.74	111.20	1.00
Reach-1	279756	10_year_Future	12000.00	5860.69	5869.69	5869.69	5872.86	0.006201	14.38	937.32	190.75	0.94
Reach-1	279756	25_year_Future	23000.00	5860.69	5873.24	5873.24	5877.91	0.005625	17.62	1644.57	258.92	0.95
Reach-1	279756	50_year_Future	29000.00	5860.69	5874.99	5874.99	5880.22	0.005251	19.02	2058.04	313.06	0.94
Reach-1	279756	100_year_Future	35000.00	5860.69	5877.40	5877.40	5882.23	0.003970	18.59	3199.53	1253.77	0.84
Reach-1	279756	500_year_Future	51000.00	5860.69	5881.39	5881.39	5884.73	0.002492	17.23	10286.95	1784.45	0.70
Reach-1	278482	2_year_Future	3700.00	5853.50	5858.59	5855.80	5858.81	0.000689	3.76	1026.84	274.53	0.30
Reach-1	278482	5_year_Future	7600.00	5853.50	5860.78	5857.21	5861.20	0.000830	5.26	1752.39	385.61	0.35
Reach-1	278482	10_year_Future	12000.00	5853.50	5862.48	5858.52	5863.12	0.000976	6.58	2473.48	467.90	0.39
Reach-1	278482	25_year_Future	23000.00	5853.50	5865.44	5861.30	5866.60	0.001257	9.04	4178.30	681.86	0.46
Reach-1	278482	50_year_Future	29000.00	5853.50	5866.75	5862.52	5868.14	0.001343	10.02	5138.86	1010.59	0.49
Reach-1	278482	100_year_Future	35000.00	5853.50	5867.96	5863.65	5869.56	0.001396	10.84	6224.55	1150.09	0.50
Reach-1	278482	500_year_Future	51000.00	5853.50	5871.05	5866.42	5872.97	0.001375	12.25	9186.69	1360.44	0.52
Reach-1	277873	2_year_Future	3700.00	5850.67	5858.18	5855.27	5858.37	0.000715	3.65	1491.02	655.99	0.30
Reach-1	277873	5_year_Future	7600.00	5850.67	5860.37	5856.72	5860.85	0.000743	4.69	2959.21	1186.13	0.32
Reach-1	277873	10_year_Future	12000.00	5850.67	5862.09	5858.18	5862.46	0.000754	5.52	4234.55	1272.23	0.34
Reach-1	277873	25_year_Future	23000.00	5850.67	5865.10	5860.58	5865.70	0.000853	7.22	6511.82	1367.64	0.38
Reach-1	277873	50_year_Future	29000.00	5850.67	5866.43	5861.44	5867.14	0.000893	7.96	7532.52	1482.63	0.39
Reach-1	277873	100_year_Future	35000.00	5850.67	5867.67	5862.24	5868.49	0.000918	8.59	8501.23	1550.71	0.41
Reach-1	277873	500_year_Future	51000.00	5850.67	5870.82	5864.03	5871.85	0.000913	9.82	11134.16	1665.78	0.42
Reach-1	277756		Bridge									
Reach-1	277593	2_year_Future	3700.00	5851.71	5856.40	5856.40	5857.57	0.005027	8.97	507.46	213.19	1.06
Reach-1	277593	5_year_Future	7600.00	5851.71	5857.89	5857.89	5859.69	0.004167	11.06	855.23	257.80	1.04
Reach-1	277593	10_year_Future	12000.00	5851.71	5859.43	5859.43	5861.46	0.003199	11.88	1517.78	612.85	0.95
Reach-1	277593	25_year_Future	23000.00	5851.71	5861.85	5861.85	5864.55	0.002716	14.06	3185.56	775.12	0.94
Reach-1	277593	50_year_Future	29000.00	5851.71	5862.87	5862.87	5865.90	0.002610	15.08	3939.53	802.93	0.94
Reach-1	277593	100_year_Future	35000.00	5851.71	5863.63	5863.63	5867.12	0.002710	16.32	4513.26	810.33	0.97
Reach-1	277593	500_year_Future	51000.00	5851.71	5865.71	5865.71	5870.04	0.002620	18.50	6091.77	838.27	0.99
Reach-1	277054	2_year_Future	3700.00	5844.88	5849.78	5848.29	5850.19	0.001805	5.17	807.88	285.56	0.46
Reach-1	277054	5_year_Future	7600.00	5844.88	5851.51	5849.73	5852.25	0.002072	7.10	1433.16	426.78	0.53
Reach-1	277054	10_year_Future	12000.00	5844.88	5853.18	5851.18	5854.14	0.001981	8.25	2199.02	480.21	0.54
Reach-1	277054	25_year_Future	23000.00	5844.88	5856.04	5853.65	5857.55	0.002123	10.86	3667.86	541.80	0.59
Reach-1	277054	50_year_Future	29000.00	5844.88	5857.33	5854.73	5859.10	0.002161	11.66	4380.97	564.61	0.61
Reach-1	277054	100_year_Future	35000.00	5844.88	5858.64	5855.75	5860.59	0.002097	12.35	5137.56	587.86	0.61
Reach-1	277054	500_year_Future	51000.00	5844.88	5861.32	5858.08	5863.84	0.002183	14.31	6804.44	744.94	0.64
Reach-1	276948		Bridge									
Reach-1	276827	2_year_Future	3700.00	5841.80	5845.20	5845.20	5846.35	0.009576	8.59	442.08	212.38	0.98
Reach-1	276827	5_year_Future	7600.00	5841.80	5846.68	5846.68	5848.43	0.007749	10.69	802.30	283.82	0.98
Reach-1	276827	10_year_Future	12000.00	5841.80	5848.10	5848.10	5850.25	0.006450	12.02	1294.57	409.96	0.92
Reach-1	276827	25_year_Future	23000.00	5841.80	5850.64	5850.64	5853.54	0.005513	14.45	2561.55	560.88	0.91
Reach-1	276827	50_year_Future	29000.00	5841.80	5852.75	5851.70	5855.19	0.003545	13.59	3778.04	614.61	0.78
Reach-1	276827	100_year_Future	35000.00	5841.80	5854.79	5852.89	5856.94	0.002534	13.02	5017.08	831.41	0.66
Reach-1	276827	500_year_Future	51000.00	5841.80	5856.88	5854.82	5859.87	0.002940	15.61	6416.13	1444.32	0.73
Reach-1	276474	2_year_Future	3700.00	5839.50	5841.98	5841.91	5843.05	0.008826	8.31	445.50	185.06	0.94
Reach-1	276474	5_year_Future	7600.00	5839.50	5843.47	5843.34	5845.18	0.007449	10.50	727.45	192.47	0.94
Reach-1	276474	10_year_Future	12000.00	5839.50	5844.80	5844.69	5847.16	0.006975	12.35	985.68	199.31	0.95
Reach-1	276474	25_year_Future	23000.00	5839.50	5847.72	5847.42	5851.23	0.005742	15.08	1592.31	344.59	0.93
Reach-1	276474	50_year_Future	29000.00	5839.50	5849.03	5848.75	5853.14	0.005533	16.35	1892.86	350.86	0.94
Reach-1	276474	100_year_Future	35000.00	5839.50	5850.12	5849.94	5854.88	0.005552	17.62	2186.21	455.56	0.96
Reach-1	276474	500_year_Future	51000.00	5839.50	5854.20	5852.92	5858.39	0.003403	17.16	4763.87	577.92	0.79
Reach-1	276181	2_year_Future	3700.00	5837.50	5840.80	5839.88	5841.40	0.003369	6.18	598.46	187.80	0.61
Reach-1	276181	5_year_Future	7600.00	5837.50	5842.12		5843.37	0.004511	8.97	847.90	190.47	0.75
Reach-1	276181	10_year_Future	12000.00	5837.50	5843.81		5845.45	0.003886	10.29	1172.16	195.05	0.73
Reach-1	276181	25_year_Future	23000.00	5837.50	5847.18		5849.67	0.003315	12.71	1877.82	225.45	0.73
Reach-1	276181	50_year_Future	29000.00	5837.50	5848.55		5851.58	0.003342	13.97	2205.10	248.69	0.75
Reach-1	276181	100_year_Future	35000.00	5837.50	5849.69		5853.25	0.003482	15.22	2496.47	265.57	0.77
Reach-1	276181	500_year_Future	51000.00	5837.50	5851.50	5850.91	5857.10	0.004575	19.16	2993.55	283.96	0.91
Reach-1	275756	2_year_Future	3700.00	5835.50	5837.87	5837.87	5839.04	0.010153	8.65	427.71	186.04	1.01
Reach-1	275756	5_year_Future	7600.00	5835.50	5841.10		5841.92	0.002284	7.27	1061.34	209.77	0.55
Reach-1	275756	10_year_Future	12000.00	5835.50	5843.01		5844.11	0.002067	8.45	1481.14	229.67	0.55
Reach-1	275756	25_year_Future	23000.00	5835.50	5846.70		5848.39	0.001879	10.57	2538.63	312.74	0.56
Reach-1	275756	50_year_Future	29000.00	5835.50	5848.18		5850.21	0.001946	11.69	3001.71	341.44	0.58
Reach-1	275756	100_year_Future	35000.00	5835.50	5849.35		5851.79	0.002064	12.79	3507.80	508.18	0.61
Reach-1	275756	500_year_Future	51000.00	5835.50	5851.58		5855.06	0.002485	15.52	4997.43	829.09	0.69
Reach-1	275221	2_year_Future	3700.00	5831.50	5836.70		5836.95	0.000765	3.98	930.60	182.17	0.31
Reach-1	275221	5_year_Future	7600.00	5831.50	5841.02		5841.32	0.000422	4.40	1799.88	289.14	0.25
Reach-1	275221	10_year_Future	12000.00	5831.50	5842.92		5843.42	0.000550	5.68	2494.28	396.98	0.30
Reach-1	275221	25_year_Future	23000.00	5831.50	5846.68		5847.57	0.000708	7.80	4068.34	508.21	0.35
Reach-1	275221	50_year_Future	29000.00	5831.50	5848.20		5849.30	0.000783	8.75	4942.69	640.75	0.38
Reach-1	275221	100_year_Future	35000.00	5831.50	5849.47		5850.77	0.000859	9.63	5624.90	756.15	0.40

HEC-RAS Plan: FntnCrkFUT River: Fountain Creek Reach: Reach-1 (Continued)

Reach	River Sta	Profile	Q Total	Min Ch El	W.S. Elev	Crit W.S.	E.G. Elev	E.G. Slope	Vel Chnl	Flow Area	Top Width	Froude # Chl
			(cfs)	(ft)	(ft)	(ft)	(ft)	(ft/ft)	(ft/s)	(sq ft)	(ft)	
Reach-1	275221	500_year_Future	51000.00	5831.50	5851.62		5853.74	0.001114	11.91	7888.64	999.79	0.47
Reach-1	275062	2_year_Future	3700.00	5828.81	5835.73	5834.02	5836.53	0.004561	7.20	513.81	103.30	0.57
Reach-1	275062	5_year_Future	7600.00	5828.81	5840.23	5836.34	5841.04	0.002091	7.38	1327.74	340.72	0.43
Reach-1	275062	10_year_Future	12000.00	5828.81	5841.74	5838.40	5843.01	0.002820	9.46	1922.47	444.44	0.51
Reach-1	275062	25_year_Future	23000.00	5828.81	5845.55	5842.87	5847.16	0.002752	11.44	3812.41	532.67	0.53
Reach-1	275062	50_year_Future	29000.00	5828.81	5847.05	5844.18	5848.87	0.002863	12.45	4669.64	622.35	0.55
Reach-1	275062	100_year_Future	35000.00	5828.81	5848.30	5845.18	5850.32	0.002990	13.38	5504.89	715.30	0.57
Reach-1	275062	500_year_Future	51000.00	5828.81	5850.38	5847.97	5853.18	0.003795	16.26	7189.81	909.34	0.65
Reach-1	275030		Bridge									
Reach-1	274992	2_year_Future	3700.00	5828.60	5834.88	5833.78	5835.94	0.006812	8.24	449.19	99.99	0.68
Reach-1	274992	5_year_Future	7600.00	5828.60	5836.78	5836.13	5838.92	0.009411	11.73	650.07	112.09	0.84
Reach-1	274992	10_year_Future	12000.00	5828.60	5838.19	5838.09	5841.67	0.011633	14.98	813.83	121.19	0.97
Reach-1	274992	25_year_Future	23000.00	5828.60	5842.58	5842.58	5845.54	0.006313	15.06	2778.13	566.16	0.77
Reach-1	274992	50_year_Future	29000.00	5828.60	5843.72	5843.72	5846.99	0.006532	16.29	3430.75	580.33	0.80
Reach-1	274992	100_year_Future	35000.00	5828.60	5844.85	5844.85	5848.33	0.006522	17.21	4133.39	657.25	0.81
Reach-1	274992	500_year_Future	51000.00	5828.60	5847.34	5847.34	5851.19	0.006435	19.06	6008.03	936.26	0.83
Reach-1	274613	2_year_Future	3700.00	5829.50	5833.54		5833.94	0.003071	5.07	730.04	185.98	0.45
Reach-1	274613	5_year_Future	7600.00	5829.50	5835.25		5836.06	0.003920	7.23	1055.83	199.63	0.54
Reach-1	274613	10_year_Future	12000.00	5829.50	5836.67		5837.95	0.004564	9.08	1353.79	224.65	0.60
Reach-1	274613	25_year_Future	23000.00	5829.50	5839.36		5841.68	0.005473	12.34	2054.04	287.04	0.70
Reach-1	274613	50_year_Future	29000.00	5829.50	5840.58		5843.41	0.005764	13.71	2437.60	358.35	0.73
Reach-1	274613	100_year_Future	35000.00	5829.50	5841.79		5844.97	0.005716	14.64	2895.51	388.86	0.74
Reach-1	274613	500_year_Future	51000.00	5829.50	5845.04		5848.64	0.004943	15.95	4195.56	408.94	0.72
Reach-1	274461	2_year_Future	3700.00	5829.50	5832.41	5831.83	5833.06	0.013277	6.48	572.59	226.35	0.71
Reach-1	274461	5_year_Future	7600.00	5829.50	5834.27	5833.18	5835.18	0.009208	7.71	1011.99	246.01	0.64
Reach-1	274461	10_year_Future	12000.00	5829.50	5835.78	5834.40	5837.01	0.008480	8.99	1394.31	258.00	0.65
Reach-1	274461	25_year_Future	23000.00	5829.50	5838.57	5836.81	5840.56	0.008361	11.53	2144.10	279.92	0.69
Reach-1	274461	50_year_Future	29000.00	5829.50	5839.88	5837.94	5842.22	0.008229	12.54	2520.27	293.82	0.70
Reach-1	274461	100_year_Future	35000.00	5829.50	5841.19	5838.90	5843.79	0.007822	13.27	2910.49	334.58	0.69
Reach-1	274461	500_year_Future	51000.00	5829.50	5844.62	5841.60	5847.59	0.006494	14.40	4315.43	537.91	0.66
Reach-1	274284	2_year_Future	3700.00	5824.57	5832.07	5829.57	5832.28	0.001429	3.58	1037.12	260.01	0.31
Reach-1	274284	5_year_Future	7600.00	5824.57	5833.96	5830.93	5834.33	0.001656	4.95	1684.39	370.59	0.36
Reach-1	274284	10_year_Future	12000.00	5824.57	5835.51	5832.14	5836.07	0.001848	6.10	2267.02	380.82	0.39
Reach-1	274284	25_year_Future	23000.00	5824.57	5838.39	5834.44	5839.39	0.002192	8.25	3391.48	399.62	0.45
Reach-1	274284	50_year_Future	29000.00	5824.57	5839.76	5835.44	5840.97	0.002265	9.10	3944.50	408.50	0.47
Reach-1	274284	100_year_Future	35000.00	5824.57	5841.12	5836.35	5842.50	0.002251	9.76	4508.05	417.36	0.47
Reach-1	274284	500_year_Future	51000.00	5824.57	5844.61	5838.59	5846.38	0.002126	11.10	6011.09	598.49	0.48
Reach-1	274144		Bridge									
Reach-1	274062	2_year_Future	3700.00	5825.14	5830.14	5830.13	5831.18	0.017887	8.19	451.61	211.63	0.99
Reach-1	274062	5_year_Future	7600.00	5825.14	5831.51	5831.48	5833.07	0.015479	10.01	758.87	236.09	0.98
Reach-1	274062	10_year_Future	12000.00	5825.14	5832.86	5832.69	5834.74	0.012624	10.99	1097.75	284.12	0.93
Reach-1	274062	25_year_Future	23000.00	5825.14	5835.70	5835.02	5838.01	0.008109	12.35	2125.33	378.38	0.81
Reach-1	274062	50_year_Future	29000.00	5825.14	5837.45	5836.03	5839.71	0.006014	12.30	2796.60	389.85	0.73
Reach-1	274062	100_year_Future	35000.00	5825.14	5839.11	5836.96	5841.36	0.004821	12.35	3453.32	400.62	0.67
Reach-1	274062	500_year_Future	51000.00	5825.14	5843.12	5839.07	5845.45	0.003334	12.73	5120.84	448.77	0.59
Reach-1	273688	2_year_Future	3700.00	5823.50	5828.76		5827.34	0.006931	6.13	604.47	195.97	0.61
Reach-1	273688	5_year_Future	7600.00	5823.50	5828.58		5829.55	0.005488	7.94	966.79	202.44	0.63
Reach-1	273688	10_year_Future	12000.00	5823.50	5830.17		5831.55	0.005365	9.46	1291.76	205.98	0.65
Reach-1	273688	25_year_Future	23000.00	5823.50	5833.30		5835.58	0.005274	12.18	1947.59	212.40	0.69
Reach-1	273688	50_year_Future	29000.00	5823.50	5834.75		5837.47	0.005245	13.32	2256.34	215.29	0.70
Reach-1	273688	100_year_Future	35000.00	5823.50	5836.06		5839.21	0.005248	14.35	2539.90	217.76	0.72
Reach-1	273688	500_year_Future	51000.00	5823.50	5838.30		5843.05	0.006355	17.65	3033.74	221.91	0.81
Reach-1	273296	2_year_Future	3700.00	5821.50	5825.43		5825.75	0.002679	4.58	810.80	219.80	0.42
Reach-1	273296	5_year_Future	7600.00	5821.50	5827.34		5827.92	0.002854	6.13	1242.37	233.25	0.46
Reach-1	273296	10_year_Future	12000.00	5821.50	5829.04		5829.88	0.002879	7.37	1653.46	250.46	0.48
Reach-1	273296	25_year_Future	23000.00	5821.50	5832.44		5833.83	0.002852	9.50	2545.78	270.14	0.51
Reach-1	273296	50_year_Future	29000.00	5821.50	5834.02		5835.67	0.002829	10.38	2980.33	282.66	0.52
Reach-1	273296	100_year_Future	35000.00	5821.50	5835.49		5837.38	0.002775	11.09	3561.79	479.54	0.53
Reach-1	273296	500_year_Future	51000.00	5821.50	5838.27	5833.52	5840.72	0.002952	12.94	5093.33	673.46	0.56
Reach-1	272739	2_year_Future	3700.00	5819.50	5821.88	5821.88	5823.06	0.010119	8.71	424.98	181.35	1.00
Reach-1	272739	5_year_Future	7600.00	5819.50	5823.32	5823.32	5825.22	0.008733	11.05	688.03	184.70	1.01
Reach-1	272739	10_year_Future	12000.00	5819.50	5824.66	5824.66	5827.22	0.007837	12.84	940.29	195.53	1.00
Reach-1	272739	25_year_Future	23000.00	5819.50	5827.49	5827.49	5831.29	0.006501	15.70	1545.15	233.13	0.98
Reach-1	272739	50_year_Future	29000.00	5819.50	5828.82	5828.82	5833.17	0.006102	16.86	1869.01	260.86	0.96
Reach-1	272739	100_year_Future	35000.00	5819.50	5829.99	5829.99	5834.89	0.005886	17.94	2196.10	307.29	0.96
Reach-1	272739	500_year_Future	51000.00	5819.50	5833.40	5833.40	5838.47	0.004395	18.72	3813.94	575.21	0.89
Reach-1	272206	2_year_Future	3700.00	5815.50	5818.72		5819.36	0.003716	6.43	575.34	162.22	0.64
Reach-1	272206	5_year_Future	7600.00	5815.50	5820.51		5821.60	0.003553	8.40	906.96	192.41	0.67
Reach-1	272206	10_year_Future	12000.00	5815.50	5822.27		5823.74	0.003159	9.72	1261.43	207.42	0.66

HEC-RAS Plan: FntnCrkFUT River: Fountain Creek Reach: Reach-1 (Continued)

Reach	River Sta	Profile	Q Total	Min Ch El	W.S. Elev	Crit W.S.	E.G. Elev	E.G. Slope	Vel Chnl	Flow Area	Top Width	Froude # Chl
			(cfs)	(ft)	(ft)	(ft)	(ft)	(ft/ft)	(ft/s)	(sq ft)	(ft)	
Reach-1	272206	25_year_Future	23000.00	5815.50	5825.77		5828.01	0.002786	12.09	2081.75	275.61	0.67
Reach-1	272206	50_year_Future	29000.00	5815.50	5827.45		5829.97	0.002585	12.90	2718.94	432.51	0.66
Reach-1	272206	100_year_Future	35000.00	5815.50	5829.11		5831.75	0.002324	13.35	3507.80	516.64	0.64
Reach-1	272206	500_year_Future	51000.00	5815.50	5833.73		5836.10	0.001540	13.23	6042.91	1532.17	0.55
Reach-1	271670	2_year_Future	3700.00	5813.51	5816.63	5815.88	5817.29	0.004036	6.48	571.18	191.79	0.66
Reach-1	271670	5_year_Future	7600.00	5813.51	5819.47	5817.36	5820.16	0.001820	6.68	1199.55	254.49	0.49
Reach-1	271670	10_year_Future	12000.00	5813.51	5821.52	5818.68	5822.40	0.001571	7.80	1734.52	266.44	0.48
Reach-1	271670	25_year_Future	23000.00	5813.51	5825.34	5821.30	5826.70	0.001449	9.55	2779.54	789.26	0.50
Reach-1	271670	50_year_Future	29000.00	5813.51	5827.09	5822.51	5828.69	0.001416	10.37	3281.33	1298.19	0.50
Reach-1	271670	100_year_Future	35000.00	5813.51	5828.75	5823.53	5830.55	0.001375	11.06	3772.63	1536.37	0.50
Reach-1	271670	500_year_Future	51000.00	5813.51	5833.15	5826.20	5835.32	0.001190	12.22	5089.26	1738.04	0.49
Reach-1	271077	2_year_Future	3700.00	5807.24	5815.39	5812.05	5815.83	0.001462	5.34	692.80	143.15	0.43
Reach-1	271077	5_year_Future	7600.00	5807.24	5818.61	5814.60	5819.20	0.001301	6.17	1246.51	216.81	0.42
Reach-1	271077	10_year_Future	12000.00	5807.24	5820.71	5816.72	5821.53	0.001298	7.32	1717.98	232.50	0.44
Reach-1	271077	25_year_Future	23000.00	5807.24	5824.41	5819.91	5825.83	0.001403	9.66	2662.04	982.95	0.49
Reach-1	271077	50_year_Future	29000.00	5807.24	5826.18	5821.23	5827.84	0.001384	10.50	3186.29	1392.06	0.50
Reach-1	271077	100_year_Future	35000.00	5807.24	5827.86	5822.38	5829.73	0.001348	11.18	3686.84	1516.24	0.50
Reach-1	271077	500_year_Future	51000.00	5807.24	5832.36	5825.50	5834.59	0.001178	12.37	5021.10	1856.91	0.49
Reach-1	270895		Bridge									
Reach-1	270745	2_year_Future	3700.00	5807.58	5812.38	5812.38	5814.26	0.011693	11.00	336.43	88.73	1.00
Reach-1	270745	5_year_Future	7600.00	5807.58	5814.92	5814.92	5817.50	0.010516	12.88	590.13	113.08	0.99
Reach-1	270745	10_year_Future	12000.00	5807.58	5817.17	5817.17	5819.83	0.009940	13.11	934.17	192.95	0.98
Reach-1	270745	25_year_Future	23000.00	5807.58	5820.23	5820.23	5823.82	0.008790	15.35	1624.00	243.70	0.97
Reach-1	270745	50_year_Future	29000.00	5807.58	5821.48	5821.48	5825.63	0.008510	16.56	1936.57	257.44	0.98
Reach-1	270745	100_year_Future	35000.00	5807.58	5822.88	5822.88	5827.31	0.007506	17.14	2341.92	466.48	0.94
Reach-1	270745	500_year_Future	51000.00	5807.58	5825.51	5825.51	5831.09	0.007142	19.46	3141.74	1458.48	0.95
Reach-1	269461	2_year_Future	3700.00	5801.50	5805.50		5805.88	0.002372	4.92	751.50	202.74	0.45
Reach-1	269461	5_year_Future	7600.00	5801.50	5807.40	5805.29	5808.09	0.002520	6.65	1153.65	221.44	0.50
Reach-1	269461	10_year_Future	12000.00	5801.50	5808.60		5809.74	0.003246	8.60	1491.92	331.38	0.58
Reach-1	269461	25_year_Future	23000.00	5801.50	5811.53		5813.32	0.003297	11.01	2659.75	556.47	0.62
Reach-1	269461	50_year_Future	29000.00	5801.50	5812.61		5814.78	0.003535	12.24	3342.06	713.13	0.66
Reach-1	269461	100_year_Future	35000.00	5801.50	5813.68		5816.09	0.003555	13.07	4150.59	797.69	0.67
Reach-1	269461	500_year_Future	51000.00	5801.50	5818.06		5818.81	0.003440	14.53	6423.74	1021.36	0.68
Reach-1	268525	2_year_Future	3700.00	5797.80	5800.18	5800.18	5801.37	0.013787	8.74	423.58	180.33	1.00
Reach-1	268525	5_year_Future	7600.00	5797.80	5801.63	5801.63	5803.53	0.011936	11.05	687.56	183.37	1.01
Reach-1	268525	10_year_Future	12000.00	5797.80	5804.21		5805.85	0.005368	10.29	1171.00	231.18	0.73
Reach-1	268525	25_year_Future	23000.00	5797.80	5807.01		5809.46	0.005120	12.88	2277.14	492.45	0.76
Reach-1	268525	50_year_Future	29000.00	5797.80	5808.53		5811.04	0.004446	13.32	3078.84	592.67	0.72
Reach-1	268525	100_year_Future	35000.00	5797.80	5809.56		5812.34	0.004453	14.19	3758.27	717.34	0.74
Reach-1	268525	500_year_Future	51000.00	5797.80	5811.81		5815.09	0.004480	16.03	5830.25	1111.40	0.76
Reach-1	268013	2_year_Future	3700.00	5793.50	5797.15		5797.63	0.003272	5.56	665.72	189.21	0.52
Reach-1	268013	5_year_Future	7600.00	5793.50	5800.14		5800.73	0.001774	6.17	1232.26	189.29	0.43
Reach-1	268013	10_year_Future	12000.00	5793.50	5803.99		5804.57	0.000941	6.12	1960.58	189.39	0.34
Reach-1	268013	25_year_Future	23000.00	5793.50	5806.66		5807.81	0.001441	8.83	3685.46	813.30	0.43
Reach-1	268013	50_year_Future	29000.00	5793.50	5808.20		5809.47	0.001437	9.50	5126.00	1069.04	0.44
Reach-1	268013	100_year_Future	35000.00	5793.50	5809.33		5810.70	0.001474	10.11	6342.27	1082.02	0.45
Reach-1	268013	500_year_Future	51000.00	5793.50	5811.65		5813.31	0.001626	11.64	8863.45	1105.95	0.48
Reach-1	267819	2_year_Future	3700.00	5789.35	5796.40	5794.20	5797.03	0.002538	6.38	580.05	110.17	0.49
Reach-1	267819	5_year_Future	7600.00	5789.35	5798.97	5796.44	5800.13	0.002917	8.65	914.83	174.31	0.56
Reach-1	267819	10_year_Future	12000.00	5789.35	5803.31	5798.43	5804.25	0.001380	8.06	2304.89	594.83	0.41
Reach-1	267819	25_year_Future	23000.00	5789.35	5805.07	5803.27	5807.16	0.002744	12.46	3494.95	711.08	0.60
Reach-1	267819	50_year_Future	29000.00	5789.35	5806.20	5805.03	5808.70	0.003086	13.94	4342.83	922.10	0.64
Reach-1	267819	100_year_Future	35000.00	5789.35	5807.72	5806.72	5810.04	0.002720	13.97	5976.83	1097.40	0.61
Reach-1	267819	500_year_Future	51000.00	5789.35	5809.19	5808.89	5812.40	0.003637	17.12	7807.37	1122.17	0.72
Reach-1	267784		Bridge									
Reach-1	267706	2_year_Future	3700.00	5789.45	5795.72	5794.26	5796.58	0.004070	7.46	496.26	106.50	0.61
Reach-1	267706	5_year_Future	7600.00	5789.45	5797.65	5796.55	5799.43	0.005815	10.69	710.97	117.03	0.76
Reach-1	267706	10_year_Future	12000.00	5789.45	5799.15	5798.53	5801.97	0.007039	13.51	927.32	177.52	0.86
Reach-1	267706	25_year_Future	23000.00	5789.45	5803.39	5803.39	5806.76	0.005013	15.34	2433.45	636.88	0.79
Reach-1	267706	50_year_Future	29000.00	5789.45	5805.08	5805.08	5808.30	0.004339	15.61	3639.96	749.75	0.75
Reach-1	267706	100_year_Future	35000.00	5789.45	5806.79	5806.79	5809.76	0.003679	15.55	5220.98	1135.25	0.70
Reach-1	267706	500_year_Future	51000.00	5789.45	5808.80	5808.80	5812.14	0.003964	17.54	7531.12	1174.47	0.74
Reach-1	266958	2_year_Future	3700.00	5789.50	5792.97		5793.47	0.003789	5.65	654.58	204.48	0.58
Reach-1	266958	5_year_Future	7600.00	5789.50	5794.86		5795.68	0.003412	7.28	1047.84	211.76	0.57
Reach-1	266958	10_year_Future	12000.00	5789.50	5796.55		5797.69	0.003244	8.60	1457.72	392.28	0.58
Reach-1	266958	25_year_Future	23000.00	5789.50	5799.25		5800.84	0.003178	10.66	3628.78	1182.36	0.61
Reach-1	266958	50_year_Future	29000.00	5789.50	5800.00		5801.90	0.003570	11.89	4568.33	1348.92	0.66
Reach-1	266958	100_year_Future	35000.00	5789.50	5801.31		5803.06	0.003019	11.84	6405.07	1469.74	0.62
Reach-1	266958	500_year_Future	51000.00	5789.50	5803.35		5805.18	0.002650	12.84	9548.78	1565.33	0.61

HEC-RAS Plan: FntnCrkFUT River: Fountain Creek Reach: Reach-1 (Continued)

Reach	River Sta	Profile	Q Total	Min Ch El	W.S. Elev	Crit W.S.	E.G. Elev	E.G. Slope	Vel Chnl	Flow Area	Top Width	Froude # Chl
			(cfs)	(ft)	(ft)	(ft)	(ft)	(ft/ft)	(ft/s)	(sq ft)	(ft)	
Reach-1	266444	2_year_Future	3700.00	5787.50	5791.20	5789.88	5791.68	0.003185	5.58	663.53	183.45	0.52
Reach-1	266444	5_year_Future	7600.00	5787.50	5792.78		5793.77	0.003999	7.96	957.62	187.31	0.61
Reach-1	266444	10_year_Future	12000.00	5787.50	5794.14		5795.68	0.004595	9.96	1216.46	220.31	0.69
Reach-1	266444	25_year_Future	23000.00	5787.50	5796.97		5798.95	0.004101	11.94	3458.86	1160.19	0.69
Reach-1	266444	50_year_Future	29000.00	5787.50	5798.18		5800.06	0.003604	12.14	4877.25	1175.25	0.66
Reach-1	266444	100_year_Future	35000.00	5787.50	5800.18		5801.58	0.002371	11.06	7310.47	1364.43	0.55
Reach-1	266444	500_year_Future	51000.00	5787.50	5802.13		5803.74	0.002502	12.49	10191.57	1523.03	0.58
Reach-1	265964	2_year_Future	3700.00	5785.27	5787.65	5787.65	5788.82	0.013856	8.70	425.35	182.96	1.01
Reach-1	265964	5_year_Future	7600.00	5785.27	5789.48	5789.09	5791.01	0.008535	9.91	769.78	198.91	0.86
Reach-1	265964	10_year_Future	12000.00	5785.27	5791.24		5793.07	0.006389	10.89	1146.60	227.38	0.79
Reach-1	265964	25_year_Future	23000.00	5785.27	5794.93		5796.99	0.004010	11.95	3049.85	1003.33	0.68
Reach-1	265964	50_year_Future	29000.00	5785.27	5796.79		5798.46	0.002848	11.34	5175.47	1283.15	0.59
Reach-1	265964	100_year_Future	35000.00	5785.27	5799.66		5800.59	0.001382	9.18	9231.91	1526.14	0.43
Reach-1	265964	500_year_Future	51000.00	5785.27	5801.47		5802.65	0.001637	10.81	12120.05	1668.52	0.46
Reach-1	265372	2_year_Future	3700.00	5778.64	5785.36	5783.06	5785.76	0.001754	5.11	754.58	169.16	0.41
Reach-1	265372	5_year_Future	7600.00	5778.64	5787.78	5784.84	5788.51	0.001936	6.93	1198.52	331.75	0.45
Reach-1	265372	10_year_Future	12000.00	5778.64	5789.40	5786.43	5790.56	0.002385	8.80	1614.93	668.84	0.52
Reach-1	265372	25_year_Future	23000.00	5778.64	5793.29	5789.73	5795.06	0.002349	11.13	2846.49	1614.61	0.55
Reach-1	265372	50_year_Future	29000.00	5778.64	5794.23	5791.20	5796.57	0.002870	12.90	3194.17	1725.98	0.61
Reach-1	265372	100_year_Future	35000.00	5778.64	5797.33	5792.58	5799.31	0.001933	12.13	4425.44	1983.18	0.52
Reach-1	265372	500_year_Future	51000.00	5778.64	5801.43	5795.62	5801.76	0.000461	6.85	22466.08	2030.46	0.26
Reach-1	265288		Bridge									
Reach-1	265176	2_year_Future	3700.00	5777.84	5783.84	5782.27	5784.39	0.002918	6.00	634.79	181.78	0.51
Reach-1	265176	5_year_Future	7600.00	5777.84	5786.08	5784.04	5787.05	0.003041	7.95	1024.35	1237.64	0.56
Reach-1	265176	10_year_Future	12000.00	5777.84	5787.12	5785.65	5788.88	0.004540	10.74	1231.88	1547.78	0.70
Reach-1	265176	25_year_Future	23000.00	5777.84	5789.28	5789.12	5792.78	0.006610	15.39	1937.20	2075.75	0.88
Reach-1	265176	50_year_Future	29000.00	5777.84	5790.51	5790.51	5794.57	0.006687	16.78	2371.42	2109.61	0.90
Reach-1	265176	100_year_Future	35000.00	5777.84	5791.01	5791.01	5791.65	0.001963	9.37	11616.91	2122.54	0.49
Reach-1	265176	500_year_Future	51000.00	5777.84	5791.24	5791.01	5792.48	0.003728	13.09	12116.22	2129.36	0.68
Reach-1	263950	2_year_Future	4500.00	5774.58	5777.11	5776.89	5777.97	0.009734	7.47	633.89	289.30	0.85
Reach-1	263950	5_year_Future	9700.00	5774.58	5778.36	5778.38	5779.99	0.010751	10.40	1058.54	419.41	0.96
Reach-1	263950	10_year_Future	13000.00	5774.58	5779.20	5779.20	5781.02	0.009309	11.10	1461.54	592.04	0.92
Reach-1	263950	25_year_Future	23000.00	5774.58	5781.03	5781.03	5783.31	0.007934	12.88	2857.88	871.63	0.90
Reach-1	263950	50_year_Future	28000.00	5774.58	5781.95	5781.95	5784.22	0.006875	13.13	3697.56	947.77	0.86
Reach-1	263950	100_year_Future	35000.00	5774.58	5782.82	5782.82	5785.33	0.006790	14.08	4534.32	1073.83	0.87
Reach-1	263950	500_year_Future	50000.00	5774.58	5786.16	5784.28	5787.95	0.003401	12.54	7816.58	1317.62	0.65
Reach-1	263242	2_year_Future	4500.00	5767.50	5769.81	5769.81	5770.93	0.010060	8.50	529.20	235.09	1.00
Reach-1	263242	5_year_Future	9700.00	5767.50	5771.33	5771.33	5773.17	0.008362	10.89	900.41	254.12	0.99
Reach-1	263242	10_year_Future	13000.00	5767.50	5772.15	5772.15	5774.36	0.007755	11.96	1112.63	265.15	0.99
Reach-1	263242	25_year_Future	23000.00	5767.50	5775.09	5774.25	5777.58	0.004539	12.74	1951.79	319.12	0.82
Reach-1	263242	50_year_Future	28000.00	5767.50	5776.82	5775.22	5779.18	0.003286	12.48	2610.10	435.44	0.72
Reach-1	263242	100_year_Future	35000.00	5767.50	5781.40	5776.49	5782.84	0.001231	9.97	4666.17	462.04	0.47
Reach-1	263242	500_year_Future	50000.00	5767.50	5784.91	5778.84	5786.65	0.001125	11.08	6419.78	934.59	0.47
Reach-1	262749	2_year_Future	4500.00	5763.50	5767.61		5767.92	0.000922	4.47	1052.31	292.56	0.40
Reach-1	262749	5_year_Future	9700.00	5763.50	5770.42		5770.89	0.000695	5.58	1888.76	303.15	0.38
Reach-1	262749	10_year_Future	13000.00	5763.50	5771.89		5772.46	0.000639	6.09	2340.28	308.02	0.38
Reach-1	262749	25_year_Future	23000.00	5763.50	5775.65		5776.47	0.000563	7.35	3525.23	323.66	0.37
Reach-1	262749	50_year_Future	28000.00	5763.50	5777.27		5778.21	0.000543	7.86	4057.60	331.75	0.38
Reach-1	262749	100_year_Future	35000.00	5763.50	5781.53		5782.37	0.000342	7.48	5524.06	381.68	0.31
Reach-1	262749	500_year_Future	50000.00	5763.50	5785.01		5786.18	0.000377	8.85	7554.27	858.07	0.34
Reach-1	262530	2_year_Future	4500.00	5761.50	5767.65	5763.81	5767.78	0.000229	2.95	1752.44	343.61	0.21
Reach-1	262530	5_year_Future	9700.00	5761.50	5770.47	5765.32	5770.73	0.000283	4.24	2739.63	354.89	0.25
Reach-1	262530	10_year_Future	13000.00	5761.50	5771.96	5766.11	5772.30	0.000298	4.83	3272.07	360.16	0.26
Reach-1	262530	25_year_Future	23000.00	5761.50	5775.75	5768.08	5776.30	0.000319	6.16	4764.56	443.86	0.29
Reach-1	262530	50_year_Future	28000.00	5761.50	5777.39	5768.94	5778.03	0.000323	6.68	5499.10	449.44	0.30
Reach-1	262530	100_year_Future	35000.00	5761.50	5781.65	5770.05	5782.24	0.000220	6.44	7438.99	607.68	0.25
Reach-1	262530	500_year_Future	50000.00	5761.50	5785.19	5772.13	5786.01	0.000250	7.67	10085.44	804.79	0.28
Reach-1	262065	2_year_Future	4500.00	5758.22	5767.46	5763.16	5767.64	0.000285	3.44	1307.35	203.91	0.24
Reach-1	262065	5_year_Future	9700.00	5758.22	5770.10	5764.93	5770.52	0.000432	5.26	1887.79	269.19	0.31
Reach-1	262065	10_year_Future	13000.00	5758.22	5771.46	5765.98	5772.06	0.000477	6.09	2276.61	286.33	0.33
Reach-1	262065	25_year_Future	23000.00	5758.22	5775.02	5768.41	5775.98	0.000550	7.94	3334.60	311.80	0.37
Reach-1	262065	50_year_Future	28000.00	5758.22	5776.55	5769.49	5777.69	0.000570	8.66	3817.09	320.41	0.39
Reach-1	262065	100_year_Future	35000.00	5758.22	5780.93	5770.94	5781.97	0.000377	8.32	5301.19	361.89	0.33
Reach-1	262065	500_year_Future	50000.00	5758.22	5784.11	5773.56	5785.64	0.000461	10.16	6956.44	736.04	0.37
Reach-1	261924		Bridge									
Reach-1	261815	2_year_Future	4500.00	5760.48	5765.44	5765.44	5766.77	0.006550	9.26	485.73	178.87	0.99
Reach-1	261815	5_year_Future	9700.00	5760.48	5767.26	5767.26	5769.42	0.005561	11.80	824.20	190.48	0.99
Reach-1	261815	10_year_Future	13000.00	5760.48	5768.20	5768.20	5770.83	0.005261	13.04	1004.36	195.05	0.99
Reach-1	261815	25_year_Future	23000.00	5760.48	5770.73	5770.73	5774.49	0.004495	15.61	1548.58	239.35	0.98
Reach-1	261815	50_year_Future	28000.00	5760.48	5771.89	5771.89	5776.08	0.004171	16.49	1847.03	268.59	0.97

HEC-RAS Plan: FntnCrkFUT River: Fountain Creek Reach: Reach-1 (Continued)

Reach	River Sta	Profile	Q Total	Min Ch El	W.S. Elev	Crit W.S.	E.G. Elev	E.G. Slope	Vel Chnl	Flow Area	Top Width	Froude # Chl
			(cfs)	(ft)	(ft)	(ft)	(ft)	(ft/ft)	(ft/s)	(sq ft)	(ft)	
Reach-1	261815	100_year_Future	35000.00	5760.48	5773.35	5773.35	5778.09	0.003905	17.62	2279.31	302.56	0.96
Reach-1	261815	500_year_Future	50000.00	5760.48	5776.02	5776.02	5781.89	0.003630	19.76	3103.88	537.50	0.96
Reach-1	261155	2_year_Future	4500.00	5755.50	5757.81	5757.81	5758.95	0.004509	8.59	523.73	229.50	1.00
Reach-1	261155	5_year_Future	9700.00	5755.50	5759.33	5759.33	5761.24	0.003840	11.11	875.88	234.13	1.00
Reach-1	261155	10_year_Future	13000.00	5755.50	5760.15	5760.15	5762.47	0.003574	12.22	1070.82	236.95	1.00
Reach-1	261155	25_year_Future	23000.00	5755.50	5762.29	5762.29	5765.68	0.003151	14.78	1587.43	248.94	1.00
Reach-1	261155	50_year_Future	28000.00	5755.50	5763.29	5763.29	5767.09	0.002949	15.67	1840.85	259.70	0.99
Reach-1	261155	100_year_Future	35000.00	5755.50	5764.69	5764.69	5768.92	0.002634	16.55	2334.80	450.36	0.96
Reach-1	261155	500_year_Future	50000.00	5755.50	5767.10	5767.10	5772.22	0.002381	18.38	3452.83	486.04	0.95
Reach-1	260775	2_year_Future	4500.00	5753.50	5755.80	5755.80	5758.93	0.004535	8.53	527.28	235.08	1.00
Reach-1	260775	5_year_Future	9700.00	5753.50	5757.30	5757.30	5759.17	0.003852	10.98	883.76	238.99	1.01
Reach-1	260775	10_year_Future	13000.00	5753.50	5758.10	5758.10	5760.37	0.003609	12.10	1074.64	239.21	1.01
Reach-1	260775	25_year_Future	23000.00	5753.50	5760.20	5760.20	5763.51	0.003143	14.59	1591.82	283.41	1.00
Reach-1	260775	50_year_Future	28000.00	5753.50	5761.18	5761.18	5764.87	0.002926	15.43	1903.33	325.61	0.99
Reach-1	260775	100_year_Future	35000.00	5753.50	5762.40	5762.40	5766.62	0.002753	16.54	2306.55	333.05	0.98
Reach-1	260775	500_year_Future	50000.00	5753.50	5764.72	5764.72	5769.98	0.002540	18.56	3124.89	410.85	0.98
Reach-1	260374	2_year_Future	4500.00	5751.50	5753.87	5753.80	5754.96	0.004147	8.38	536.75	229.22	0.97
Reach-1	260374	5_year_Future	9700.00	5751.50	5755.34	5755.34	5757.24	0.003859	11.07	875.96	232.22	1.00
Reach-1	260374	10_year_Future	13000.00	5751.50	5756.16	5756.16	5758.46	0.003622	12.17	1088.63	233.91	1.00
Reach-1	260374	25_year_Future	23000.00	5751.50	5758.28	5758.28	5761.63	0.003214	14.69	1565.24	235.46	1.00
Reach-1	260374	50_year_Future	28000.00	5751.50	5759.21	5759.21	5763.03	0.003079	15.69	1784.16	235.50	1.00
Reach-1	260374	100_year_Future	35000.00	5751.50	5760.49	5760.49	5764.85	0.002847	16.76	2147.24	384.00	0.99
Reach-1	260374	500_year_Future	50000.00	5751.50	5763.12	5763.12	5768.21	0.002383	18.23	3468.08	568.03	0.95
Reach-1	259874	2_year_Future	4500.00	5749.50	5751.93	5751.80	5752.96	0.003792	8.14	552.56	230.87	0.93
Reach-1	259874	5_year_Future	9700.00	5749.50	5753.33	5753.33	5755.22	0.003848	11.03	879.45	234.85	1.00
Reach-1	259874	10_year_Future	13000.00	5749.50	5754.14	5754.14	5756.43	0.003618	12.15	1070.15	237.04	1.01
Reach-1	259874	25_year_Future	23000.00	5749.50	5756.26	5756.26	5759.59	0.003150	14.64	1584.06	247.42	1.00
Reach-1	259874	50_year_Future	28000.00	5749.50	5757.18	5757.18	5760.98	0.003029	15.65	1813.87	251.93	1.00
Reach-1	259874	100_year_Future	35000.00	5749.50	5758.40	5758.40	5762.80	0.002862	16.85	2122.81	258.33	1.00
Reach-1	259874	500_year_Future	50000.00	5749.50	5760.94	5760.94	5766.29	0.002507	18.62	2913.65	506.10	0.97
Reach-1	259374	2_year_Future	4500.00	5747.50	5749.80	5749.80	5750.88	0.004549	8.37	537.76	248.26	1.00
Reach-1	259374	5_year_Future	9700.00	5747.50	5751.24	5751.24	5753.04	0.003833	10.77	916.62	271.65	1.00
Reach-1	259374	10_year_Future	13000.00	5747.50	5752.01	5752.01	5754.19	0.003596	11.87	1127.75	277.08	1.00
Reach-1	259374	25_year_Future	23000.00	5747.50	5754.03	5754.03	5757.19	0.003154	14.31	1700.14	291.28	1.00
Reach-1	259374	50_year_Future	28000.00	5747.50	5754.89	5754.89	5758.51	0.003056	15.33	1954.24	300.60	1.00
Reach-1	259374	100_year_Future	35000.00	5747.50	5756.08	5756.08	5760.24	0.002862	16.43	2326.42	322.90	1.00
Reach-1	259374	500_year_Future	50000.00	5747.50	5758.34	5758.34	5763.53	0.002623	18.42	3100.01	413.73	0.99
Reach-1	258874	2_year_Future	4500.00	5744.64	5747.52		5748.15	0.002070	6.39	704.24	269.75	0.70
Reach-1	258874	5_year_Future	9700.00	5744.64	5748.63	5748.34	5750.06	0.003014	9.59	1012.00	281.22	0.89
Reach-1	258874	10_year_Future	13000.00	5744.64	5749.13	5749.06	5751.11	0.003516	11.29	1153.51	283.73	0.98
Reach-1	258874	25_year_Future	23000.00	5744.64	5750.94	5750.94	5753.93	0.003269	13.88	1675.46	293.17	1.00
Reach-1	258874	50_year_Future	28000.00	5744.64	5751.80	5751.80	5755.17	0.003088	14.76	1929.64	299.72	1.00
Reach-1	258874	100_year_Future	35000.00	5744.64	5752.89	5752.89	5756.80	0.002929	15.88	2263.80	314.82	1.00
Reach-1	258874	500_year_Future	50000.00	5744.64	5755.27	5755.27	5759.84	0.002438	17.26	3476.57	635.00	0.95
Reach-1	258374	2_year_Future	4500.00	5743.50	5745.75	5745.75	5748.61	0.004905	7.44	604.63	352.14	1.00
Reach-1	258374	5_year_Future	9700.00	5743.50	5746.88	5746.88	5748.27	0.004245	9.47	1034.71	395.04	1.01
Reach-1	258374	10_year_Future	13000.00	5743.50	5747.48	5747.48	5749.16	0.003926	10.40	1276.80	405.28	1.00
Reach-1	258374	25_year_Future	23000.00	5743.50	5749.04	5749.04	5751.48	0.003444	12.55	1975.30	483.93	1.00
Reach-1	258374	50_year_Future	28000.00	5743.50	5749.72	5749.72	5752.51	0.003307	13.41	2310.29	501.08	1.00
Reach-1	258374	100_year_Future	35000.00	5743.50	5750.61	5750.61	5753.85	0.003157	14.46	2782.60	575.66	1.00
Reach-1	258374	500_year_Future	50000.00	5743.50	5752.40	5752.40	5756.41	0.002835	16.12	4092.69	995.69	0.99
Reach-1	257956	2_year_Future	4500.00	5741.50	5743.97		5744.55	0.002351	6.14	816.76	435.01	0.72
Reach-1	257956	5_year_Future	9700.00	5741.50	5744.98		5746.21	0.003071	9.01	1256.32	438.72	0.88
Reach-1	257956	10_year_Future	13000.00	5741.50	5745.49	5745.35	5747.12	0.003357	10.38	1483.30	440.60	0.94
Reach-1	257956	25_year_Future	23000.00	5741.50	5746.97	5746.97	5749.53	0.003405	13.06	2141.15	446.06	1.01
Reach-1	257956	50_year_Future	28000.00	5741.50	5747.73	5747.73	5750.60	0.003207	13.86	2477.83	448.82	1.00
Reach-1	257956	100_year_Future	35000.00	5741.50	5748.34	5748.34	5752.09	0.003663	15.80	2860.78	1093.37	1.08
Reach-1	257956	500_year_Future	50000.00	5741.50	5750.72	5750.72	5754.64	0.002590	16.31	6061.52	1575.09	0.96
Reach-1	257303	2_year_Future	4500.00	5739.54	5741.56	5741.56	5742.38	0.004880	7.42	777.56	813.42	1.00
Reach-1	257303	5_year_Future	9700.00	5739.54	5742.68	5742.68	5743.94	0.003962	9.33	1555.78	714.72	0.98
Reach-1	257303	10_year_Future	13000.00	5739.54	5743.22	5743.22	5744.74	0.003847	10.34	1944.07	716.81	0.99
Reach-1	257303	25_year_Future	23000.00	5739.54	5744.59	5744.59	5746.83	0.003681	12.69	2929.14	723.43	1.03
Reach-1	257303	50_year_Future	28000.00	5739.54	5745.22	5745.22	5747.77	0.003563	13.57	3389.36	740.13	1.03
Reach-1	257303	100_year_Future	35000.00	5739.54	5746.12	5746.12	5748.98	0.003263	14.41	4070.27	764.53	1.01
Reach-1	257303	500_year_Future	50000.00	5739.54	5747.91	5747.91	5751.20	0.002757	15.65	6022.16	1449.58	0.97
Reach-1	256873	2_year_Future	4500.00	5735.63	5737.90	5737.90	5738.99	0.007395	8.39	536.25	254.02	1.02
Reach-1	256873	5_year_Future	9700.00	5735.63	5739.38	5739.36	5740.68	0.004892	9.66	1684.70	828.48	0.90
Reach-1	256873	10_year_Future	13000.00	5735.63	5739.95	5739.95	5741.51	0.004889	10.69	2173.33	829.74	0.93
Reach-1	256873	25_year_Future	23000.00	5735.63	5741.41	5741.41	5743.61	0.004928	13.12	3382.52	832.85	0.98
Reach-1	256873	50_year_Future	28000.00	5735.63	5742.05	5742.03	5744.53	0.004873	14.03	3920.58	834.23	0.99
Reach-1	256873	100_year_Future	35000.00	5735.63	5743.43		5745.78	0.003675	13.91	5068.43	837.16	0.89

HEC-RAS Plan: FntnCrkFUT River: Fountain Creek Reach: Reach-1 (Continued)

Reach	River Sta	Profile	Q Total	Min Ch El	W.S. Elev	Crit W.S.	E.G. Elev	E.G. Slope	Vel Chnl	Flow Area	Top Width	Froude # Chl
			(cfs)	(ft)	(ft)	(ft)	(ft)	(ft/ft)	(ft/s)	(sq ft)	(ft)	
Reach-1	256873	500_year_Future	50000.00	5735.63	5745.99		5748.24	0.002523	13.99	8384.62	1532.45	0.77
Reach-1	256116	2_year_Future	4500.00	5729.00	5735.40	5732.71	5735.62	0.000406	3.79	1214.77	333.61	0.33
Reach-1	256116	5_year_Future	9700.00	5729.00	5737.42	5734.62	5737.87	0.000480	5.40	1922.12	364.96	0.39
Reach-1	256116	10_year_Future	13000.00	5729.00	5738.40	5735.34	5738.99	0.000520	6.21	2309.46	419.24	0.41
Reach-1	256116	25_year_Future	23000.00	5729.00	5740.66	5737.15	5741.67	0.000621	8.17	3336.49	1128.82	0.47
Reach-1	256116	50_year_Future	28000.00	5729.00	5741.63	5737.97	5742.83	0.000654	8.95	3784.03	1255.33	0.49
Reach-1	256116	100_year_Future	35000.00	5729.00	5742.86	5739.08	5744.32	0.000689	9.91	4361.56	1356.83	0.52
Reach-1	256116	500_year_Future	50000.00	5729.00	5745.16	5741.07	5747.17	0.000750	11.68	5527.04	1461.90	0.55
Reach-1	255875		Bridge									
Reach-1	255728	2_year_Future	4500.00	5729.41	5733.12	5733.12	5734.42	0.009395	9.13	492.74	214.68	0.99
Reach-1	255728	5_year_Future	9700.00	5729.41	5735.04	5735.04	5736.62	0.008650	10.11	965.63	345.93	0.99
Reach-1	255728	10_year_Future	13000.00	5729.41	5735.73	5735.73	5737.66	0.008146	11.16	1188.67	367.96	0.99
Reach-1	255728	25_year_Future	23000.00	5729.41	5737.63	5737.63	5740.20	0.006585	13.03	2016.92	1186.28	0.95
Reach-1	255728	50_year_Future	28000.00	5729.41	5738.42	5738.42	5741.30	0.006292	13.85	2378.39	1467.69	0.95
Reach-1	255728	100_year_Future	35000.00	5729.41	5739.38	5739.38	5742.69	0.006110	14.94	2829.37	1558.61	0.95
Reach-1	255728	500_year_Future	50000.00	5729.41	5741.21	5741.21	5745.37	0.005848	16.88	3699.14	1727.05	0.97
Reach-1	254421	2_year_Future	4500.00	5721.50	5724.66		5725.18	0.003341	5.90	834.48	290.46	0.60
Reach-1	254421	5_year_Future	9700.00	5721.50	5726.46		5727.38	0.003239	7.82	1379.65	318.56	0.64
Reach-1	254421	10_year_Future	13000.00	5721.50	5727.33		5728.50	0.003257	8.80	1667.14	337.09	0.66
Reach-1	254421	25_year_Future	23000.00	5721.50	5729.26		5731.13	0.003584	11.27	3013.92	856.86	0.73
Reach-1	254421	50_year_Future	28000.00	5721.50	5729.99		5732.13	0.003711	12.21	3648.54	887.41	0.75
Reach-1	254421	100_year_Future	35000.00	5721.50	5730.91		5733.39	0.003829	13.31	4480.14	915.84	0.78
Reach-1	254421	500_year_Future	50000.00	5721.50	5732.57		5735.77	0.004118	15.44	6045.31	1003.67	0.83
Reach-1	253885	2_year_Future	4500.00	5719.50	5722.48		5723.15	0.004310	6.55	701.38	270.60	0.68
Reach-1	253885	5_year_Future	9700.00	5719.50	5724.20	5723.33	5725.37	0.004284	8.72	1204.36	450.28	0.72
Reach-1	253885	10_year_Future	13000.00	5719.50	5724.96	5724.18	5726.44	0.004464	9.87	1617.20	639.65	0.76
Reach-1	253885	25_year_Future	23000.00	5719.50	5726.68		5728.88	0.004834	12.41	3040.31	917.44	0.83
Reach-1	253885	50_year_Future	28000.00	5719.50	5727.38		5729.83	0.004872	13.29	3689.96	921.51	0.85
Reach-1	253885	100_year_Future	35000.00	5719.50	5728.26		5731.04	0.004949	14.39	4498.49	926.55	0.87
Reach-1	253885	500_year_Future	50000.00	5719.50	5729.88		5733.30	0.005083	16.38	6012.34	940.25	0.90
Reach-1	253374	2_year_Future	4500.00	5717.50	5720.84		5721.34	0.002789	5.67	810.37	296.13	0.56
Reach-1	253374	5_year_Future	9700.00	5717.50	5722.28	5721.28	5723.32	0.003630	8.27	1508.55	842.96	0.68
Reach-1	253374	10_year_Future	13000.00	5717.50	5722.90		5724.23	0.004028	9.48	2042.87	872.22	0.73
Reach-1	253374	25_year_Future	23000.00	5717.50	5724.50		5726.43	0.004451	11.89	3495.88	941.65	0.80
Reach-1	253374	50_year_Future	28000.00	5717.50	5725.15		5727.34	0.004597	12.84	4111.79	952.34	0.83
Reach-1	253374	100_year_Future	35000.00	5717.50	5726.03		5728.50	0.004621	13.87	4959.76	965.39	0.84
Reach-1	253374	500_year_Future	50000.00	5717.50	5727.67		5730.69	0.004687	15.72	6625.92	1094.61	0.88
Reach-1	252874	2_year_Future	4500.00	5715.50	5717.79	5717.79	5718.67	0.010306	8.32	540.60	252.99	1.00
Reach-1	252874	5_year_Future	9700.00	5715.50	5719.31	5719.31	5720.76	0.007434	9.89	1325.60	630.31	0.93
Reach-1	252874	10_year_Future	13000.00	5715.50	5720.12	5720.12	5721.70	0.006354	10.48	1936.83	852.77	0.89
Reach-1	252874	25_year_Future	23000.00	5715.50	5721.64	5721.64	5723.79	0.006252	12.69	3271.02	904.79	0.92
Reach-1	252874	50_year_Future	28000.00	5715.50	5722.30	5722.30	5724.68	0.006141	13.51	3883.52	946.45	0.93
Reach-1	252874	100_year_Future	35000.00	5715.50	5723.08	5723.08	5725.81	0.006236	14.68	4633.04	985.60	0.96
Reach-1	252874	500_year_Future	50000.00	5715.50	5724.57	5724.57	5727.95	0.006275	16.67	6350.04	1380.44	0.99
Reach-1	252374	2_year_Future	4500.00	5711.50	5714.68		5715.17	0.003298	5.63	816.27	330.96	0.59
Reach-1	252374	5_year_Future	9700.00	5711.50	5716.03	5715.23	5717.03	0.004414	8.03	1347.61	1029.98	0.72
Reach-1	252374	10_year_Future	13000.00	5711.50	5716.57	5716.23	5717.85	0.004857	9.19	1906.36	1042.78	0.78
Reach-1	252374	25_year_Future	23000.00	5711.50	5718.00		5719.80	0.005088	11.38	3404.25	1065.61	0.83
Reach-1	252374	50_year_Future	28000.00	5711.50	5718.68		5720.65	0.004918	12.03	4236.31	1238.60	0.83
Reach-1	252374	100_year_Future	35000.00	5711.50	5719.65		5721.71	0.004426	12.54	5473.17	1310.51	0.81
Reach-1	252374	500_year_Future	50000.00	5711.50	5721.57		5723.71	0.003637	13.24	8142.98	1477.42	0.76
Reach-1	251874	2_year_Future	4500.00	5709.50	5711.88	5711.73	5712.64	0.008501	7.02	642.21	342.90	0.90
Reach-1	251874	5_year_Future	9700.00	5709.50	5713.12		5714.28	0.006937	8.78	1372.69	625.54	0.88
Reach-1	251874	10_year_Future	13000.00	5709.50	5713.81		5715.12	0.006141	9.44	1808.54	639.70	0.85
Reach-1	251874	25_year_Future	23000.00	5709.50	5715.85		5717.41	0.004281	10.49	3307.02	840.61	0.77
Reach-1	251874	50_year_Future	28000.00	5709.50	5716.83		5718.44	0.003644	10.74	4181.86	941.74	0.72
Reach-1	251874	100_year_Future	35000.00	5709.50	5718.12		5719.77	0.003045	11.02	5491.69	1150.60	0.68
Reach-1	251874	500_year_Future	50000.00	5709.50	5720.13		5722.07	0.002763	12.16	8076.42	1445.59	0.67
Reach-1	251315	2_year_Future	4500.00	5705.50	5708.34		5709.04	0.005024	8.71	671.04	252.17	0.72
Reach-1	251315	5_year_Future	9700.00	5705.50	5710.17		5711.27	0.004245	8.41	1155.36	293.04	0.72
Reach-1	251315	10_year_Future	13000.00	5705.50	5711.15		5712.45	0.003824	9.14	1488.07	387.34	0.70
Reach-1	251315	25_year_Future	23000.00	5705.50	5713.30		5715.19	0.003608	11.17	2544.47	552.87	0.72
Reach-1	251315	50_year_Future	28000.00	5705.50	5714.23		5716.37	0.003543	11.98	3082.98	691.14	0.73
Reach-1	251315	100_year_Future	35000.00	5705.50	5715.49		5717.91	0.003357	12.81	4302.93	1245.45	0.73
Reach-1	251315	500_year_Future	50000.00	5705.50	5718.63		5720.69	0.002170	12.45	8937.03	1561.84	0.62
Reach-1	250374	2_year_Future	5100.00	5701.50	5705.20		5705.72	0.002633	5.77	953.95	329.22	0.55
Reach-1	250374	5_year_Future	11000.00	5701.50	5707.16		5708.12	0.002720	7.88	1697.53	455.17	0.60
Reach-1	250374	10_year_Future	15000.00	5701.50	5708.27		5709.47	0.002673	8.85	2246.28	523.79	0.61
Reach-1	250374	25_year_Future	25000.00	5701.50	5710.48		5712.25	0.002692	10.81	3496.76	840.00	0.65
Reach-1	250374	50_year_Future	30000.00	5701.50	5711.26		5713.37	0.002884	11.85	4023.82	718.63	0.68

HEC-RAS Plan: FntnCrkFUT River: Fountain Creek Reach: Reach-1 (Continued)

Reach	River Sta	Profile	Q Total	Min Ch El	W.S. Elev	Crit W.S.	E.G. Elev	E.G. Slope	Vel Chnl	Flow Area	Top Width	Froude # Chl
			(cfs)	(ft)	(ft)	(ft)	(ft)	(ft/ft)	(ft/s)	(sq ft)	(ft)	
Reach-1	250374	100_year_Future	37000.00	5701.50	5712.14		5714.79	0.003222	13.29	4699.57	807.98	0.73
Reach-1	250374	500_year_Future	53000.00	5701.50	5713.49		5717.65	0.004335	16.73	5865.47	962.09	0.88
Reach-1	249860	2_year_Future	5100.00	5699.52	5702.02	5702.02	5703.28	0.009961	8.99	567.29	238.38	1.01
Reach-1	249860	5_year_Future	11000.00	5699.52	5703.70	5703.70	5705.76	0.008267	11.52	985.99	260.00	1.00
Reach-1	249860	10_year_Future	15000.00	5699.52	5704.64	5704.64	5707.16	0.007744	12.77	1235.88	273.50	1.00
Reach-1	249860	25_year_Future	25000.00	5699.52	5706.99	5706.99	5710.14	0.005923	14.38	2084.37	622.39	0.93
Reach-1	249860	50_year_Future	30000.00	5699.52	5708.04	5708.04	5711.30	0.005269	14.80	2799.97	742.39	0.90
Reach-1	249860	100_year_Future	37000.00	5699.52	5709.23	5709.23	5712.70	0.004848	15.50	3763.57	871.23	0.88
Reach-1	249860	500_year_Future	53000.00	5699.52	5711.43	5711.43	5715.32	0.004412	16.95	5943.16	1108.73	0.87
Reach-1	249329	2_year_Future	5100.00	5695.80	5698.75		5699.47	0.004963	6.79	758.57	306.40	0.72
Reach-1	249329	5_year_Future	11000.00	5695.80	5700.67		5701.78	0.003821	8.50	1458.33	424.03	0.70
Reach-1	249329	10_year_Future	15000.00	5695.80	5701.80		5703.09	0.003383	9.22	1975.90	493.30	0.68
Reach-1	249329	25_year_Future	25000.00	5695.80	5704.27		5705.87	0.002675	10.43	3382.35	628.79	0.64
Reach-1	249329	50_year_Future	30000.00	5695.80	5705.30		5707.04	0.002524	10.95	4032.94	638.17	0.63
Reach-1	249329	100_year_Future	37000.00	5695.80	5706.50		5708.52	0.002511	11.85	4955.56	999.26	0.65
Reach-1	249329	500_year_Future	53000.00	5695.80	5708.07		5710.89	0.003013	14.25	6682.91	1204.86	0.72
Reach-1	248874	2_year_Future	5100.00	5693.50	5696.96		5697.60	0.003377	6.45	790.62	233.06	0.62
Reach-1	248874	5_year_Future	11000.00	5693.50	5698.88		5700.09	0.003541	8.85	1272.86	279.65	0.68
Reach-1	248874	10_year_Future	15000.00	5693.50	5699.92		5701.48	0.003591	10.04	1566.68	285.64	0.70
Reach-1	248874	25_year_Future	25000.00	5693.50	5702.12	5700.72	5704.40	0.003583	12.24	2542.52	587.80	0.74
Reach-1	248874	50_year_Future	30000.00	5693.50	5703.12		5705.63	0.003446	12.93	3138.91	600.26	0.74
Reach-1	248874	100_year_Future	37000.00	5693.50	5704.51	5703.12	5707.18	0.003143	13.53	4598.79	1701.41	0.72
Reach-1	248874	500_year_Future	53000.00	5693.50	5707.07		5709.54	0.002491	13.86	8981.84	1728.96	0.67
Reach-1	248374	2_year_Future	5100.00	5691.50	5694.37		5695.32	0.006362	7.82	651.86	230.53	0.82
Reach-1	248374	5_year_Future	11000.00	5691.50	5696.16		5697.81	0.005876	10.28	1069.60	234.43	0.85
Reach-1	248374	10_year_Future	15000.00	5691.50	5697.20	5696.62	5699.23	0.005545	11.42	1316.46	240.72	0.85
Reach-1	248374	25_year_Future	25000.00	5691.50	5699.42	5698.75	5702.25	0.004999	13.54	2018.80	377.03	0.85
Reach-1	248374	50_year_Future	30000.00	5691.50	5700.42	5699.70	5703.56	0.004749	14.30	2413.38	409.25	0.85
Reach-1	248374	100_year_Future	37000.00	5691.50	5701.74	5700.92	5705.24	0.004453	15.20	2978.83	449.52	0.84
Reach-1	248374	500_year_Future	53000.00	5691.50	5706.52		5708.33	0.001675	12.06	11423.90	2157.51	0.55
Reach-1	247874	2_year_Future	5100.00	5688.80	5692.19		5692.87	0.003665	6.64	768.51	229.07	0.64
Reach-1	247874	5_year_Future	11000.00	5688.80	5694.41		5695.56	0.003140	8.59	1280.33	230.21	0.64
Reach-1	247874	10_year_Future	15000.00	5688.80	5695.47		5696.98	0.003268	9.85	1524.58	230.60	0.67
Reach-1	247874	25_year_Future	25000.00	5688.80	5697.68	5695.99	5700.04	0.003481	12.31	2035.01	231.43	0.73
Reach-1	247874	50_year_Future	30000.00	5688.80	5698.65	5696.91	5701.40	0.003554	13.33	2411.74	710.19	0.75
Reach-1	247874	100_year_Future	37000.00	5688.80	5699.84	5698.12	5703.17	0.003679	14.64	3736.30	1360.93	0.78
Reach-1	247874	500_year_Future	53000.00	5688.80	5702.28	5700.68	5706.84	0.003861	17.14	7825.62	1989.71	0.82
Reach-1	247374	2_year_Future	5100.00	5686.81	5689.86		5690.70	0.005149	7.34	694.70	230.77	0.75
Reach-1	247374	5_year_Future	11000.00	5686.81	5690.96	5690.96	5693.05	0.008465	11.54	1023.19	379.99	1.01
Reach-1	247374	10_year_Future	15000.00	5686.81	5691.92	5691.92	5694.46	0.007880	12.79	1444.03	490.16	1.00
Reach-1	247374	25_year_Future	25000.00	5686.81	5693.97	5693.97	5697.52	0.006999	15.13	3050.33	1029.63	1.00
Reach-1	247374	50_year_Future	30000.00	5686.81	5694.88	5694.88	5698.89	0.006734	16.09	4083.56	1244.49	1.00
Reach-1	247374	100_year_Future	37000.00	5686.81	5696.12	5696.12	5700.68	0.006327	17.17	5748.56	1374.00	1.00
Reach-1	247374	500_year_Future	53000.00	5686.81	5698.60	5698.60	5704.37	0.005830	19.32	9201.51	1448.52	0.99
Reach-1	246874	2_year_Future	5100.00	5683.75	5686.22	5686.03	5687.12	0.010595	7.65	686.93	443.13	0.88
Reach-1	246874	5_year_Future	11000.00	5683.75	5687.84		5688.89	0.006919	8.67	2132.78	1335.02	0.78
Reach-1	246874	10_year_Future	15000.00	5683.75	5688.84		5689.71	0.004745	8.35	3575.15	1458.60	0.67
Reach-1	246874	25_year_Future	25000.00	5683.75	5690.92		5691.66	0.002903	8.28	6616.98	1468.67	0.55
Reach-1	246874	50_year_Future	30000.00	5683.75	5691.80		5692.53	0.002559	8.42	7917.08	1473.24	0.53
Reach-1	246874	100_year_Future	37000.00	5683.75	5692.94		5693.68	0.002263	8.67	9590.80	1479.26	0.51
Reach-1	246874	500_year_Future	53000.00	5683.75	5695.24		5696.04	0.001899	9.25	13013.65	1491.71	0.49
Reach-1	246374	2_year_Future	5100.00	5679.61	5683.13		5683.71	0.004543	6.11	834.25	265.81	0.61
Reach-1	246374	5_year_Future	11000.00	5679.61	5684.84		5685.93	0.005116	8.37	1328.76	321.41	0.69
Reach-1	246374	10_year_Future	15000.00	5679.61	5685.68	5684.64	5687.11	0.005482	9.65	1605.99	351.86	0.73
Reach-1	246374	25_year_Future	25000.00	5679.61	5687.29	5686.76	5689.49	0.006026	12.06	2799.66	915.03	0.80
Reach-1	246374	50_year_Future	30000.00	5679.61	5687.98	5687.55	5690.47	0.006148	12.96	3498.98	1143.60	0.82
Reach-1	246374	100_year_Future	37000.00	5679.61	5688.87		5691.71	0.006197	14.00	4585.98	1245.80	0.84
Reach-1	246374	500_year_Future	53000.00	5679.61	5690.83		5694.24	0.005896	15.65	7320.19	1442.63	0.85
Reach-1	245874	2_year_Future	5100.00	5677.50	5681.08		5681.62	0.003840	5.94	1079.64	588.57	0.57
Reach-1	245874	5_year_Future	11000.00	5677.50	5682.85		5683.67	0.003736	7.65	2451.36	841.65	0.60
Reach-1	245874	10_year_Future	15000.00	5677.50	5683.83		5684.64	0.004025	8.72	3099.10	842.89	0.63
Reach-1	245874	25_year_Future	25000.00	5677.50	5685.14		5686.65	0.004633	10.91	4378.85	845.32	0.71
Reach-1	245874	50_year_Future	30000.00	5677.50	5685.90		5687.57	0.004617	11.62	5017.84	846.53	0.72
Reach-1	245874	100_year_Future	37000.00	5677.50	5686.98		5688.82	0.004409	12.33	5931.85	848.26	0.72
Reach-1	245874	500_year_Future	53000.00	5677.50	5689.38		5691.49	0.003849	13.45	7978.03	852.12	0.70
Reach-1	245374	2_year_Future	5100.00	5675.12	5677.88	5677.58	5678.77	0.008989	7.60	713.13	294.37	0.83
Reach-1	245374	5_year_Future	11000.00	5675.12	5679.48		5680.95	0.008132	9.91	1463.22	702.19	0.85
Reach-1	245374	10_year_Future	15000.00	5675.12	5680.48		5682.03	0.006737	10.41	2271.75	808.89	0.81
Reach-1	245374	25_year_Future	25000.00	5675.12	5682.77		5684.34	0.004569	10.95	4189.14	883.02	0.71
Reach-1	245374	50_year_Future	30000.00	5675.12	5683.82		5685.40	0.003996	11.17	5112.60	886.97	0.67
Reach-1	245374	100_year_Future	37000.00	5675.12	5685.19		5686.81	0.003456	11.47	6332.71	892.16	0.64

HEC-RAS Plan: FntnCrkFUT River: Fountain Creek Reach: Reach-1 (Continued)

Reach	River Sta	Profile	Q Total	Min Ch El	W.S. Elev	Crit W.S.	E.G. Elev	E.G. Slope	Vel Chnl	Flow Area	Top Width	Froude # Chl
			(cfs)	(ft)	(ft)	(ft)	(ft)	(ft/ft)	(ft/s)	(sq ft)	(ft)	
Reach-1	245374	500_year_Future	53000.00	5675.12	5688.02		5689.76	0.002781	12.17	6870.50	902.17	0.60
Reach-1	244839	2_year_Future	5100.00	5671.53	5675.12		5675.66	0.003842	5.91	698.29	309.82	0.57
Reach-1	244839	5_year_Future	11000.00	5671.53	5677.37		5678.21	0.003134	7.43	1781.06	440.60	0.56
Reach-1	244839	10_year_Future	15000.00	5671.53	5678.62		5679.61	0.002874	8.15	2359.28	510.77	0.55
Reach-1	244839	25_year_Future	25000.00	5671.53	5681.26		5682.50	0.002437	9.34	4036.12	734.03	0.54
Reach-1	244839	50_year_Future	30000.00	5671.53	5682.41		5683.74	0.002289	9.77	4882.21	740.05	0.53
Reach-1	244839	100_year_Future	37000.00	5671.53	5683.87		5685.32	0.002149	10.32	5970.63	747.11	0.52
Reach-1	244839	500_year_Future	53000.00	5671.53	5686.80		5688.51	0.001987	11.41	8175.72	757.56	0.52
Reach-1	244374	2_year_Future	5100.00	5669.50	5674.31		5674.58	0.001370	4.19	1438.05	425.51	0.35
Reach-1	244374	5_year_Future	11000.00	5669.50	5676.68		5677.15	0.001428	5.89	2489.10	449.82	0.39
Reach-1	244374	10_year_Future	15000.00	5669.50	5677.97		5678.57	0.001444	6.43	3078.11	460.18	0.40
Reach-1	244374	25_year_Future	25000.00	5669.50	5680.64		5681.52	0.001485	7.89	4563.34	564.92	0.43
Reach-1	244374	50_year_Future	30000.00	5669.50	5681.79		5682.79	0.001488	8.45	5215.58	569.52	0.43
Reach-1	244374	100_year_Future	37000.00	5669.50	5683.24		5684.41	0.001503	9.18	6047.62	580.56	0.44
Reach-1	244374	500_year_Future	53000.00	5669.50	5686.10		5687.65	0.001559	10.65	7782.75	624.38	0.47
Reach-1	243955	2_year_Future	5100.00	5669.50	5672.81		5673.52	0.005359	6.76	752.69	230.80	0.66
Reach-1	243955	5_year_Future	11000.00	5669.50	5674.69		5676.01	0.005508	9.23	1202.27	268.74	0.72
Reach-1	243955	10_year_Future	15000.00	5669.50	5675.70		5677.40	0.005573	10.47	1502.37	325.65	0.75
Reach-1	243955	25_year_Future	25000.00	5669.50	5677.53	5676.77	5680.21	0.006312	13.27	2190.21	428.47	0.83
Reach-1	243955	50_year_Future	30000.00	5669.50	5678.34	5677.71	5681.44	0.006462	14.32	2554.82	465.92	0.85
Reach-1	243955	100_year_Future	37000.00	5669.50	5679.40		5683.01	0.006524	15.54	3063.92	488.88	0.87
Reach-1	243955	500_year_Future	53000.00	5669.50	5681.89		5686.23	0.005950	17.26	4349.27	546.36	0.87
Reach-1	243620	2_year_Future	5100.00	5667.50	5670.46		5671.36	0.007813	7.61	669.95	228.68	0.78
Reach-1	243620	5_year_Future	11000.00	5667.50	5672.27	5671.67	5673.86	0.007408	10.12	1091.59	264.62	0.82
Reach-1	243620	10_year_Future	15000.00	5667.50	5673.27	5672.67	5675.25	0.007228	11.34	1417.49	389.66	0.84
Reach-1	243620	25_year_Future	25000.00	5667.50	5675.41		5678.06	0.006487	13.29	2391.68	467.11	0.84
Reach-1	243620	50_year_Future	30000.00	5667.50	5676.37		5679.26	0.006168	14.00	2841.27	469.57	0.83
Reach-1	243620	100_year_Future	37000.00	5667.50	5677.62		5680.83	0.005822	14.86	3430.46	472.78	0.83
Reach-1	243620	500_year_Future	53000.00	5667.50	5680.04		5684.23	0.005750	17.04	4609.32	601.81	0.85
Reach-1	242950	2_year_Future	5100.00	5663.50	5667.16		5667.72	0.003795	6.03	845.85	238.83	0.56
Reach-1	242950	5_year_Future	11000.00	5663.50	5669.35		5670.33	0.003590	7.98	1417.59	308.19	0.59
Reach-1	242950	10_year_Future	15000.00	5663.50	5670.52		5671.76	0.003513	8.96	1812.91	354.43	0.60
Reach-1	242950	25_year_Future	25000.00	5663.50	5672.96		5674.73	0.003397	10.80	2734.64	403.82	0.63
Reach-1	242950	50_year_Future	30000.00	5663.50	5674.01		5676.01	0.003366	11.55	3170.70	426.08	0.63
Reach-1	242950	100_year_Future	37000.00	5663.50	5675.36		5677.67	0.003326	12.46	3767.41	452.92	0.64
Reach-1	242950	500_year_Future	53000.00	5663.50	5678.07		5681.00	0.003285	14.19	5024.52	471.86	0.66
Reach-1	242428	2_year_Future	5100.00	5661.50	5665.31		5665.85	0.003381	5.91	863.31	228.09	0.54
Reach-1	242428	5_year_Future	11000.00	5661.50	5667.04		5668.22	0.004531	8.73	1300.01	297.30	0.66
Reach-1	242428	10_year_Future	15000.00	5661.50	5667.85		5669.49	0.005282	10.33	1557.47	338.36	0.73
Reach-1	242428	25_year_Future	25000.00	5661.50	5669.47	5668.88	5672.22	0.006620	13.47	2200.37	407.75	0.84
Reach-1	242428	50_year_Future	30000.00	5661.50	5670.19	5669.78	5673.44	0.007001	14.69	2496.38	410.37	0.88
Reach-1	242428	100_year_Future	37000.00	5661.50	5671.14	5670.93	5675.03	0.007356	16.14	2889.37	413.83	0.92
Reach-1	242428	500_year_Future	53000.00	5661.50	5673.20	5673.20	5678.30	0.007592	18.67	3749.20	420.64	0.96
Reach-1	241874	2_year_Future	5100.00	5659.28	5661.87	5661.65	5662.80	0.010192	7.74	660.23	276.20	0.87
Reach-1	241874	5_year_Future	11000.00	5659.28	5663.70	5663.17	5665.07	0.007213	9.45	1261.36	407.65	0.81
Reach-1	241874	10_year_Future	15000.00	5659.28	5664.78		5666.32	0.006102	10.10	1818.45	544.38	0.77
Reach-1	241874	25_year_Future	25000.00	5659.28	5667.26		5668.99	0.004308	10.95	3181.35	553.22	0.69
Reach-1	241874	50_year_Future	30000.00	5659.28	5668.33		5670.17	0.003919	11.38	3776.33	557.04	0.67
Reach-1	241874	100_year_Future	37000.00	5659.28	5669.72		5671.72	0.003561	11.95	4551.67	562.05	0.66
Reach-1	241874	500_year_Future	53000.00	5659.28	5672.45		5674.84	0.003176	13.20	6119.56	597.43	0.64
Reach-1	241374	2_year_Future	5100.00	5655.50	5659.19		5659.78	0.003772	6.11	834.13	226.92	0.56
Reach-1	241374	5_year_Future	11000.00	5655.50	5661.26		5662.37	0.004003	8.45	1310.59	243.41	0.62
Reach-1	241374	10_year_Future	15000.00	5655.50	5662.40		5663.83	0.004054	9.80	1616.93	310.33	0.64
Reach-1	241374	25_year_Future	25000.00	5655.50	5664.74		5666.85	0.004120	11.76	2534.01	477.86	0.68
Reach-1	241374	50_year_Future	30000.00	5655.50	5665.75		5668.12	0.004086	12.55	3020.24	486.96	0.69
Reach-1	241374	100_year_Future	37000.00	5655.50	5667.11		5669.77	0.003958	13.43	3722.75	546.70	0.69
Reach-1	241374	500_year_Future	53000.00	5655.50	5670.03		5673.10	0.003517	14.70	5499.99	664.93	0.68
Reach-1	240874	2_year_Future	5100.00	5653.50	5656.81		5657.53	0.005393	6.81	748.97	228.09	0.66
Reach-1	240874	5_year_Future	11000.00	5653.50	5658.89		5660.14	0.004891	8.99	1228.20	232.26	0.68
Reach-1	240874	10_year_Future	15000.00	5653.50	5660.06		5661.63	0.004712	10.08	1503.44	280.56	0.69
Reach-1	240874	25_year_Future	25000.00	5653.50	5662.57		5664.74	0.004295	11.92	2458.66	447.14	0.70
Reach-1	240874	50_year_Future	30000.00	5653.50	5663.72		5666.09	0.004039	12.53	2987.20	469.03	0.69
Reach-1	240874	100_year_Future	37000.00	5653.50	5665.23		5667.83	0.003751	13.24	3723.94	510.25	0.68
Reach-1	240874	500_year_Future	53000.00	5653.50	5668.52		5671.39	0.003101	14.20	5561.63	606.70	0.65
Reach-1	240483	2_year_Future	5100.00	5651.50	5655.36		5655.87	0.003194	5.76	884.86	234.90	0.52
Reach-1	240483	5_year_Future	11000.00	5651.50	5657.60		5658.54	0.003131	7.79	1420.92	243.37	0.56
Reach-1	240483	10_year_Future	15000.00	5651.50	5658.83		5660.04	0.003118	8.80	1728.03	258.10	0.58
Reach-1	240483	25_year_Future	25000.00	5651.50	5661.42		5663.21	0.003099	10.78	2457.92	297.08	0.60
Reach-1	240483	50_year_Future	30000.00	5651.50	5662.59		5664.62	0.003049	11.50	2809.32	305.14	0.61
Reach-1	240483	100_year_Future	37000.00	5651.50	5664.05		5666.45	0.003043	12.49	3268.85	342.17	0.62
Reach-1	240483	500_year_Future	53000.00	5651.50	5667.19		5670.21	0.002885	14.12	4486.04	440.74	0.63

HEC-RAS Plan: FntnCrkFUT River: Fountain Creek Reach: Reach-1 (Continued)

Reach	River Sta	Profile	Q Total	Min Ch El	W.S. Elev	Crit W.S.	E.G. Elev	E.G. Slope	Vel Chnl	Flow Area	Top Width	Froude # Chl
			(cfs)	(ft)	(ft)	(ft)	(ft)	(ft/ft)	(ft/s)	(sq ft)	(ft)	
Reach-1	239649	2_year_Future	5100.00	5647.50	5651.33	5650.63	5652.22	0.006194	7.59	676.06	200.00	0.72
Reach-1	239649	5_year_Future	11000.00	5647.50	5653.59	5652.51	5655.10	0.005462	9.89	1172.89	243.83	0.73
Reach-1	239649	10_year_Future	15000.00	5647.50	5654.93	5653.62	5656.74	0.004967	10.84	1553.43	303.78	0.72
Reach-1	239649	25_year_Future	25000.00	5647.50	5657.88		5660.19	0.004110	12.43	2474.69	318.76	0.69
Reach-1	239649	50_year_Future	30000.00	5647.50	5659.23		5661.74	0.003811	13.02	2908.00	323.60	0.68
Reach-1	239649	100_year_Future	37000.00	5647.50	5660.88		5663.66	0.003581	13.82	3775.99	707.39	0.67
Reach-1	239649	500_year_Future	53000.00	5647.50	5664.30		5667.63	0.003228	15.32	6359.08	1094.25	0.67
Reach-1	237704	2_year_Future	5100.00	5637.50	5642.57		5643.34	0.003483	7.04	743.97	191.66	0.57
Reach-1	237704	5_year_Future	11000.00	5637.50	5645.33		5646.70	0.003467	9.50	1291.79	206.04	0.61
Reach-1	237704	10_year_Future	15000.00	5637.50	5646.75		5648.55	0.003615	10.88	1803.99	249.12	0.64
Reach-1	237704	25_year_Future	25000.00	5637.50	5649.41		5652.21	0.004049	13.69	2424.08	351.52	0.71
Reach-1	237704	50_year_Future	30000.00	5637.50	5650.40		5653.74	0.004367	15.02	2797.13	403.17	0.74
Reach-1	237704	100_year_Future	37000.00	5637.50	5651.66		5655.63	0.004663	16.53	3312.91	414.54	0.78
Reach-1	237704	500_year_Future	53000.00	5637.50	5654.05		5659.48	0.005322	19.63	4327.04	447.48	0.86
Reach-1	237176	2_year_Future	5100.00	5635.50	5641.31		5641.75	0.002332	5.35	968.25	202.93	0.41
Reach-1	237176	5_year_Future	11000.00	5635.50	5644.16		5645.00	0.002486	7.40	1632.07	318.97	0.46
Reach-1	237176	10_year_Future	15000.00	5635.50	5645.69		5646.75	0.002505	8.34	2130.69	332.73	0.47
Reach-1	237176	25_year_Future	25000.00	5635.50	5648.40		5650.07	0.002914	10.62	3152.85	550.87	0.53
Reach-1	237176	50_year_Future	30000.00	5635.50	5649.52		5651.41	0.002999	11.42	3780.37	568.13	0.55
Reach-1	237176	100_year_Future	37000.00	5635.50	5650.97		5653.11	0.003051	12.33	4620.44	590.44	0.56
Reach-1	237176	500_year_Future	53000.00	5635.50	5654.01		5658.55	0.002987	13.81	6480.04	630.90	0.58
Reach-1	236534	2_year_Future	5100.00	5633.66	5637.95	5637.17	5638.86	0.011444	7.69	703.39	221.41	0.70
Reach-1	236534	5_year_Future	11000.00	5633.66	5639.41	5639.17	5641.52	0.017398	11.79	1049.81	254.77	0.91
Reach-1	236534	10_year_Future	15000.00	5633.66	5640.21	5640.21	5643.07	0.019763	13.81	1261.04	272.58	0.99
Reach-1	236534	25_year_Future	25000.00	5633.66	5642.82	5642.82	5646.26	0.015328	15.45	2148.30	389.17	0.93
Reach-1	236534	50_year_Future	30000.00	5633.66	5643.83	5643.83	5647.57	0.014664	16.26	2551.50	408.56	0.92
Reach-1	236534	100_year_Future	37000.00	5633.66	5645.01	5645.01	5649.23	0.014485	17.45	3040.18	420.28	0.93
Reach-1	236534	500_year_Future	53000.00	5633.66	5651.56		5654.10	0.005072	14.15	6067.06	504.40	0.60
Reach-1	236102	2_year_Future	5100.00	5629.50	5632.90		5634.09	0.010568	9.19	701.92	290.59	0.92
Reach-1	236102	5_year_Future	11000.00	5629.50	5635.11		5636.72	0.007311	10.95	1388.25	309.70	0.84
Reach-1	236102	10_year_Future	15000.00	5629.50	5636.61		5638.32	0.005657	11.39	1845.46	326.52	0.77
Reach-1	236102	25_year_Future	25000.00	5629.50	5640.18		5642.06	0.003637	12.10	3238.28	456.42	0.66
Reach-1	236102	50_year_Future	30000.00	5629.50	5641.98		5643.78	0.002894	12.01	4106.48	508.35	0.61
Reach-1	236102	100_year_Future	37000.00	5629.50	5644.31		5645.97	0.002220	11.82	5363.49	568.12	0.55
Reach-1	236102	500_year_Future	53000.00	5629.50	5651.81		5652.88	0.000904	9.96	9893.81	669.69	0.37
Reach-1	235576	2_year_Future	5100.00	5625.50	5630.51		5631.11	0.003193	6.21	823.91	204.38	0.53
Reach-1	235576	5_year_Future	11000.00	5625.50	5633.66		5634.54	0.002253	7.57	1539.49	250.65	0.49
Reach-1	235576	10_year_Future	15000.00	5625.50	5635.45		5636.47	0.001975	8.20	2043.34	292.15	0.48
Reach-1	235576	25_year_Future	25000.00	5625.50	5639.42		5640.68	0.001551	9.25	3233.10	306.40	0.45
Reach-1	235576	50_year_Future	30000.00	5625.50	5641.26		5642.62	0.001409	9.62	3804.22	312.14	0.44
Reach-1	235576	100_year_Future	37000.00	5625.50	5643.53		5645.04	0.001309	10.19	4521.55	319.51	0.43
Reach-1	235576	500_year_Future	53000.00	5625.50	5650.96		5652.40	0.000790	10.06	7598.96	870.57	0.36
Reach-1	235457	2_year_Future	5100.00	5622.62	5630.23	5627.97	5630.79	0.002085	6.02	867.61	174.61	0.45
Reach-1	235457	5_year_Future	11000.00	5622.62	5633.13	5630.21	5634.21	0.002319	8.41	1399.57	193.04	0.51
Reach-1	235457	10_year_Future	15000.00	5622.62	5634.71	5631.46	5636.10	0.002395	9.58	1713.12	203.84	0.53
Reach-1	235457	25_year_Future	25000.00	5622.62	5638.21	5634.14	5640.23	0.002365	11.63	2472.95	229.32	0.56
Reach-1	235457	50_year_Future	30000.00	5622.62	5639.91	5635.35	5642.15	0.002249	12.28	2873.34	240.34	0.56
Reach-1	235457	100_year_Future	37000.00	5622.62	5642.01	5636.85	5644.54	0.002169	13.14	3381.14	260.58	0.56
Reach-1	235457	500_year_Future	53000.00	5622.62	5650.07	5640.21	5652.11	0.001111	12.14	7556.25	1141.27	0.42
Reach-1	235425		Bridge									
Reach-1	235360	2_year_Future	5100.00	5623.00	5628.34	5628.34	5629.97	0.012045	10.25	497.74	152.80	1.00
Reach-1	235360	5_year_Future	11000.00	5623.00	5630.56	5630.56	5633.21	0.010020	13.10	859.14	176.01	0.99
Reach-1	235360	10_year_Future	15000.00	5623.00	5631.85	5631.85	5635.03	0.009092	14.38	1098.72	192.48	0.97
Reach-1	235360	25_year_Future	25000.00	5623.00	5634.62	5634.62	5638.83	0.007734	16.68	1677.05	228.82	0.95
Reach-1	235360	50_year_Future	30000.00	5623.00	5635.79	5635.79	5640.47	0.007422	17.65	1943.41	257.01	0.95
Reach-1	235360	100_year_Future	37000.00	5623.00	5637.28	5637.28	5642.58	0.007146	18.90	2291.87	289.62	0.95
Reach-1	235360	500_year_Future	53000.00	5623.00	5640.27	5640.27	5646.84	0.006755	21.26	3009.07	352.97	0.96
Reach-1	235159	2_year_Future	5100.00	5623.50	5627.53		5628.00	0.002716	5.48	931.56	239.22	0.49
Reach-1	235159	5_year_Future	11000.00	5623.50	5629.88		5630.59	0.002944	7.63	1453.64	246.46	0.55
Reach-1	235159	10_year_Future	15000.00	5623.50	5630.85		5632.03	0.003038	8.72	1745.74	253.68	0.57
Reach-1	235159	25_year_Future	25000.00	5623.50	5633.53		5635.25	0.002930	10.56	2462.23	283.02	0.59
Reach-1	235159	50_year_Future	30000.00	5623.50	5634.78		5636.72	0.002822	11.22	2824.92	297.90	0.59
Reach-1	235159	100_year_Future	37000.00	5623.50	5636.41		5638.61	0.002704	12.02	3324.95	318.82	0.59
Reach-1	235159	500_year_Future	53000.00	5623.50	5639.83		5642.54	0.002453	13.40	4487.28	361.03	0.59
Reach-1	234621	2_year_Future	5100.00	5621.50	5624.72		5625.47	0.009715	6.95	733.96	231.65	0.69
Reach-1	234621	5_year_Future	11000.00	5621.50	5626.89		5628.11	0.007940	8.87	1257.99	265.44	0.68
Reach-1	234621	10_year_Future	15000.00	5621.50	5628.32		5629.70	0.006550	9.44	1653.27	281.18	0.64
Reach-1	234621	25_year_Future	25000.00	5621.50	5631.65		5633.27	0.004612	10.35	2628.10	314.81	0.57
Reach-1	234621	50_year_Future	30000.00	5621.50	5633.08		5634.83	0.004202	10.79	3115.59	376.42	0.56
Reach-1	234621	100_year_Future	37000.00	5621.50	5634.99		5636.81	0.003862	11.16	3916.19	446.26	0.54

HEC-RAS Plan: FntnCrkFUT River: Fountain Creek Reach: Reach-1 (Continued)

Reach	River Sta	Profile	Q Total	Min Ch El	W.S. Elev	Crit W.S.	E.G. Elev	E.G. Slope	Vel Chnl	Flow Area	Top Width	Froude # Chl
			(cfs)	(ft)	(ft)	(ft)	(ft)	(ft/ft)	(ft/s)	(sq ft)	(ft)	
Reach-1	234621	500_year_Future	53000.00	5621.50	5638.95		5640.88	0.002873	11.74	6259.44	860.12	0.50
Reach-1	234234	2_year_Future	5100.00	5618.44	5622.43		5622.88	0.004627	5.36	952.34	255.69	0.49
Reach-1	234234	5_year_Future	11000.00	5618.44	5625.66		5626.23	0.002732	6.05	1824.26	284.27	0.41
Reach-1	234234	10_year_Future	15000.00	5618.44	5627.40		5628.06	0.002337	6.54	2332.69	300.05	0.40
Reach-1	234234	25_year_Future	25000.00	5618.44	5631.09		5631.95	0.001899	7.50	3499.96	333.44	0.38
Reach-1	234234	50_year_Future	30000.00	5618.44	5632.60		5633.57	0.001822	7.95	4130.99	546.57	0.38
Reach-1	234234	100_year_Future	37000.00	5618.44	5634.59		5635.65	0.001898	8.41	5263.98	629.96	0.38
Reach-1	234234	500_year_Future	53000.00	5618.44	5638.71		5639.88	0.001446	9.07	8654.88	982.17	0.36
Reach-1	233977	2_year_Future	5100.00	5613.56	5621.27	5618.70	5621.81	0.003582	5.68	868.39	167.47	0.45
Reach-1	233977	5_year_Future	11000.00	5613.56	5624.38	5621.23	5625.32	0.003533	7.83	1438.51	203.90	0.48
Reach-1	233977	10_year_Future	15000.00	5613.56	5625.96	5622.47	5627.17	0.003574	8.86	1812.57	257.50	0.50
Reach-1	233977	25_year_Future	25000.00	5613.56	5629.39	5625.05	5631.07	0.003417	10.60	2723.11	274.75	0.52
Reach-1	233977	50_year_Future	30000.00	5613.56	5630.70	5626.34	5632.84	0.003505	11.45	3088.89	317.28	0.53
Reach-1	233977	100_year_Future	37000.00	5613.56	5632.40	5627.79	5634.68	0.003589	12.47	3575.17	689.17	0.55
Reach-1	233977	500_year_Future	53000.00	5613.56	5635.78	5630.63	5638.77	0.003734	14.44	4589.49	775.57	0.58
Reach-1	233854		Bridge									
Reach-1	233698	2_year_Future	5100.00	5613.61	5619.23	5618.75	5620.59	0.005963	9.36	544.76	140.39	0.84
Reach-1	233698	5_year_Future	11000.00	5613.61	5621.27	5621.27	5623.81	0.007644	12.81	858.99	166.84	0.99
Reach-1	233698	10_year_Future	15000.00	5613.61	5622.51	5622.51	5625.56	0.007198	14.00	1074.06	176.98	0.99
Reach-1	233698	25_year_Future	25000.00	5613.61	5625.08	5625.08	5629.27	0.006249	16.44	1578.64	292.63	0.98
Reach-1	233698	50_year_Future	30000.00	5613.61	5626.48	5626.48	5630.65	0.005413	16.88	2013.45	490.15	0.93
Reach-1	233698	100_year_Future	37000.00	5613.61	5627.94	5627.94	5632.80	0.005099	17.93	2514.98	620.23	0.93
Reach-1	233698	500_year_Future	53000.00	5613.61	5630.74	5630.74	5636.70	0.004822	20.13	3489.37	834.32	0.93
Reach-1	233157	2_year_Future	5100.00	5613.61	5616.82	5616.11	5617.58	0.004260	7.00	730.79	229.66	0.69
Reach-1	233157	5_year_Future	11000.00	5613.61	5618.53	5617.78	5620.03	0.004746	9.83	1125.68	231.42	0.78
Reach-1	233157	10_year_Future	15000.00	5613.61	5619.44	5618.73	5621.43	0.005007	11.30	1336.74	232.36	0.83
Reach-1	233157	25_year_Future	25000.00	5613.61	5621.36	5621.09	5624.34	0.005226	13.96	2153.83	514.31	0.88
Reach-1	233157	50_year_Future	30000.00	5613.61	5622.29	5622.02	5625.57	0.005021	14.75	2637.36	538.30	0.88
Reach-1	233157	100_year_Future	37000.00	5613.61	5623.57	5623.15	5627.14	0.004634	15.54	3351.64	573.29	0.87
Reach-1	233157	500_year_Future	53000.00	5613.61	5626.57		5630.38	0.003628	16.39	5147.08	621.47	0.80
Reach-1	232504	2_year_Future	5100.00	5609.80	5612.33	5612.33	5613.53	0.009646	8.80	579.24	235.44	0.99
Reach-1	232504	5_year_Future	11000.00	5609.80	5613.96	5613.96	5615.98	0.008208	11.40	967.21	239.06	0.99
Reach-1	232504	10_year_Future	15000.00	5609.80	5614.90	5614.90	5617.38	0.007665	12.64	1192.49	241.05	0.99
Reach-1	232504	25_year_Future	25000.00	5609.80	5616.95	5616.95	5620.42	0.006789	14.95	1709.88	271.38	0.99
Reach-1	232504	50_year_Future	30000.00	5609.80	5617.86	5617.86	5621.78	0.006539	15.90	1960.28	281.47	0.99
Reach-1	232504	100_year_Future	37000.00	5609.80	5619.05	5619.05	5623.55	0.006251	17.05	2305.45	297.96	0.99
Reach-1	232504	500_year_Future	53000.00	5609.80	5621.51	5621.51	5627.23	0.005790	19.23	3179.93	477.29	0.99
Reach-1	231901	2_year_Future	5100.00	5605.50	5608.81	5607.99	5609.38	0.003570	6.07	839.81	283.62	0.62
Reach-1	231901	5_year_Future	11000.00	5605.50	5610.89	5609.47	5611.80	0.002822	7.67	1439.67	291.90	0.60
Reach-1	231901	10_year_Future	15000.00	5605.50	5612.02	5610.29	5613.15	0.002666	8.53	1770.92	295.47	0.61
Reach-1	231901	25_year_Future	25000.00	5605.50	5614.34	5612.10	5615.98	0.002540	10.31	2472.54	343.20	0.62
Reach-1	231901	50_year_Future	30000.00	5605.50	5615.31	5612.89	5617.21	0.002540	11.09	2827.33	384.49	0.64
Reach-1	231901	100_year_Future	37000.00	5605.50	5616.51	5613.96	5618.78	0.002584	12.11	3380.29	696.81	0.65
Reach-1	231901	500_year_Future	53000.00	5605.50	5619.22	5616.12	5621.88	0.002325	13.36	6037.29	1114.08	0.64
Reach-1	231398	2_year_Future	5100.00	5603.50	5607.75	5606.00	5608.16	0.001649	5.08	1004.56	250.49	0.44
Reach-1	231398	5_year_Future	11000.00	5603.50	5609.77	5607.67	5610.59	0.001994	7.31	1524.93	267.09	0.52
Reach-1	231398	10_year_Future	15000.00	5603.50	5610.84	5608.59	5611.94	0.002137	8.44	1895.12	416.18	0.56
Reach-1	231398	25_year_Future	25000.00	5603.50	5613.05	5610.61	5614.75	0.002347	10.58	3044.26	736.53	0.61
Reach-1	231398	50_year_Future	30000.00	5603.50	5613.95	5611.55	5615.95	0.002453	11.50	3612.04	797.95	0.63
Reach-1	231398	100_year_Future	37000.00	5603.50	5615.01	5612.71	5617.45	0.002647	12.75	4340.87	876.75	0.67
Reach-1	231398	500_year_Future	53000.00	5603.50	5617.09	5615.02	5620.49	0.002990	15.17	5963.16	996.76	0.73
Reach-1	230874	2_year_Future	5100.00	5602.67	5605.20	5605.20	5606.34	0.009767	8.58	594.12	255.06	0.99
Reach-1	230874	5_year_Future	11000.00	5602.67	5606.79	5606.79	5608.64	0.007958	10.94	1047.49	309.36	0.97
Reach-1	230874	10_year_Future	15000.00	5602.67	5607.65	5607.65	5609.92	0.007535	12.15	1317.03	316.50	0.98
Reach-1	230874	25_year_Future	25000.00	5602.67	5609.55	5609.55	5612.66	0.006714	14.34	1931.84	438.34	0.98
Reach-1	230874	50_year_Future	30000.00	5602.67	5610.59	5610.59	5613.91	0.005920	14.83	2388.68	681.76	0.94
Reach-1	230874	100_year_Future	37000.00	5602.67	5611.70	5611.70	5615.39	0.005557	15.72	2975.79	763.52	0.93
Reach-1	230874	500_year_Future	53000.00	5602.67	5613.82	5613.82	5618.34	0.005271	17.67	4107.15	825.82	0.94
Reach-1	230374	2_year_Future	5400.00	5599.50	5602.85		5603.31	0.002837	5.47	1037.53	395.94	0.56
Reach-1	230374	5_year_Future	9900.00	5599.50	5604.45		5605.08	0.002234	6.46	1688.42	417.40	0.53
Reach-1	230374	10_year_Future	14000.00	5599.50	5605.56		5606.37	0.002134	7.29	2181.40	430.44	0.54
Reach-1	230374	25_year_Future	24000.00	5599.50	5607.62		5608.84	0.002183	9.05	3287.82	722.10	0.57
Reach-1	230374	50_year_Future	30000.00	5599.50	5608.67		5610.07	0.002152	9.78	4104.29	798.95	0.58
Reach-1	230374	100_year_Future	38000.00	5599.50	5609.94		5611.52	0.002089	10.54	5128.65	813.48	0.59
Reach-1	230374	500_year_Future	55000.00	5599.50	5612.30		5614.22	0.001991	11.84	7083.15	841.16	0.59
Reach-1	229874	2_year_Future	5400.00	5597.50	5601.08		5601.76	0.003324	6.60	819.06	232.78	0.62
Reach-1	229874	5_year_Future	9900.00	5597.50	5602.67		5603.72	0.003168	8.26	1353.57	533.29	0.64
Reach-1	229874	10_year_Future	14000.00	5597.50	5603.73		5605.03	0.003164	9.35	1950.17	592.50	0.66
Reach-1	229874	25_year_Future	24000.00	5597.50	5606.08		5607.61	0.002660	10.62	3628.52	742.71	0.64
Reach-1	229874	50_year_Future	30000.00	5597.50	5607.24		5608.88	0.002505	11.21	4497.22	761.44	0.63

HEC-RAS Plan: FntnCrkFUT River: Fountain Creek Reach: Reach-1 (Continued)

Reach	River Sta	Profile	Q Total	Min Ch El	W.S. Elev	Crit W.S.	E.G. Elev	E.G. Slope	Vel Chnl	Flow Area	Top Width	Froude # Chl
			(cfs)	(ft)	(ft)	(ft)	(ft)	(ft/ft)	(ft/s)	(sq ft)	(ft)	
Reach-1	229874	100_year_Future	38000.00	5597.50	5608.49		5610.35	0.002489	12.12	5478.10	786.93	0.65
Reach-1	229874	500_year_Future	55000.00	5597.50	5610.93		5613.11	0.002362	13.50	7415.27	802.70	0.65
Reach-1	229374	2_year_Future	5400.00	5595.50	5598.37	5598.09	5599.39	0.006997	8.12	665.14	241.09	0.86
Reach-1	229374	5_year_Future	9900.00	5595.50	5599.37	5599.37	5601.21	0.008396	10.90	930.57	302.15	0.99
Reach-1	229374	10_year_Future	14000.00	5595.50	5600.37	5600.37	5602.61	0.007501	12.07	1260.39	343.80	0.98
Reach-1	229374	25_year_Future	24000.00	5595.50	5602.46	5602.46	5605.50	0.006358	14.17	2049.32	471.98	0.95
Reach-1	229374	50_year_Future	30000.00	5595.50	5603.81	5603.81	5606.97	0.005277	14.56	2883.90	750.08	0.90
Reach-1	229374	100_year_Future	38000.00	5595.50	5605.07	5605.07	5608.50	0.004892	15.42	3842.08	781.39	0.88
Reach-1	229374	500_year_Future	55000.00	5595.50	5607.11	5607.11	5611.28	0.004816	17.43	5450.90	796.36	0.91
Reach-1	228874	2_year_Future	5400.00	5591.50	5593.98	5593.98	5595.17	0.010302	8.77	629.72	293.78	1.02
Reach-1	228874	5_year_Future	9900.00	5591.50	5595.18	5595.18	5596.85	0.008390	10.45	1048.09	357.46	0.98
Reach-1	228874	10_year_Future	14000.00	5591.50	5596.06	5596.06	5598.13	0.007795	11.70	1367.36	375.62	0.98
Reach-1	228874	25_year_Future	24000.00	5591.50	5597.86	5597.86	5600.78	0.007056	14.00	2104.15	423.39	0.99
Reach-1	228874	50_year_Future	30000.00	5591.50	5598.80	5598.80	5602.17	0.006778	15.08	2507.10	430.43	1.00
Reach-1	228874	100_year_Future	38000.00	5591.50	5599.95	5599.95	5603.89	0.006519	16.34	3007.61	439.95	1.00
Reach-1	228874	500_year_Future	55000.00	5591.50	5602.20	5602.20	5607.16	0.006016	18.42	4180.60	538.75	1.00
Reach-1	228374	2_year_Future	5400.00	5587.50	5590.86		5591.41	0.003344	6.17	1376.88	754.30	0.61
Reach-1	228374	5_year_Future	9900.00	5587.50	5592.17		5592.98	0.003248	7.66	2437.16	898.85	0.64
Reach-1	228374	10_year_Future	14000.00	5587.50	5593.22		5594.18	0.003008	8.48	3487.69	1102.18	0.64
Reach-1	228374	25_year_Future	24000.00	5587.50	5595.22		5596.54	0.002874	10.18	6075.09	1524.08	0.65
Reach-1	228374	50_year_Future	30000.00	5587.50	5596.03		5597.65	0.003130	11.37	7379.57	1711.22	0.69
Reach-1	228374	100_year_Future	38000.00	5587.50	5597.13		5599.00	0.003145	12.37	9282.80	1750.30	0.71
Reach-1	228374	500_year_Future	55000.00	5587.50	5599.03		5601.43	0.003293	14.31	12642.71	1782.49	0.75
Reach-1	227874	2_year_Future	5400.00	5585.50	5588.37		5589.18	0.006076	7.33	872.68	405.86	0.80
Reach-1	227874	5_year_Future	9900.00	5585.50	5589.43		5590.73	0.006352	9.39	1327.26	450.80	0.86
Reach-1	227874	10_year_Future	14000.00	5585.50	5590.13	5589.94	5591.91	0.006970	11.05	1664.51	592.25	0.93
Reach-1	227874	25_year_Future	24000.00	5585.50	5591.80	5591.80	5594.33	0.006627	13.36	3144.14	1108.17	0.96
Reach-1	227874	50_year_Future	30000.00	5585.50	5592.82	5592.82	5595.47	0.005811	13.88	4445.50	1336.23	0.92
Reach-1	227874	100_year_Future	38000.00	5585.50	5593.75	5593.75	5596.79	0.005835	15.09	5708.85	1391.04	0.94
Reach-1	227874	500_year_Future	55000.00	5585.50	5596.03	5596.03	5599.37	0.004805	16.19	9182.79	1643.91	0.89
Reach-1	227374	2_year_Future	5400.00	5583.50	5586.79		5587.18	0.002533	5.11	1293.90	644.07	0.53
Reach-1	227374	5_year_Future	9900.00	5583.50	5587.87		5588.50	0.002606	6.63	2094.78	846.46	0.58
Reach-1	227374	10_year_Future	14000.00	5583.50	5588.66		5589.48	0.002904	7.60	2872.29	1080.34	0.61
Reach-1	227374	25_year_Future	24000.00	5583.50	5589.83		5591.17	0.003758	9.99	4273.21	1326.38	0.72
Reach-1	227374	50_year_Future	30000.00	5583.50	5590.44		5592.08	0.004118	11.15	5151.05	1493.65	0.77
Reach-1	227374	100_year_Future	38000.00	5583.50	5591.29		5593.09	0.004017	11.95	6426.45	1503.19	0.77
Reach-1	227374	500_year_Future	55000.00	5583.50	5593.00		5595.02	0.003648	13.07	9013.75	1518.66	0.76
Reach-1	226874	2_year_Future	5400.00	5581.50	5584.10	5583.98	5585.02	0.008494	7.78	809.30	872.74	0.92
Reach-1	226874	5_year_Future	9900.00	5581.50	5585.16	5585.16	5586.35	0.006944	9.12	1668.05	944.47	0.89
Reach-1	226874	10_year_Future	14000.00	5581.50	5585.77		5587.24	0.007148	10.37	2296.81	1108.38	0.92
Reach-1	226874	25_year_Future	24000.00	5581.50	5587.44		5588.97	0.005129	11.14	4284.36	1218.86	0.83
Reach-1	226874	50_year_Future	30000.00	5581.50	5588.31		5589.90	0.004557	11.56	5351.16	1226.21	0.80
Reach-1	226874	100_year_Future	38000.00	5581.50	5589.33		5591.02	0.004135	12.15	6606.08	1233.51	0.78
Reach-1	226874	500_year_Future	55000.00	5581.50	5591.26		5593.17	0.003611	13.23	8996.52	1242.17	0.76
Reach-1	226374	2_year_Future	5400.00	5578.24	5581.07		5581.69	0.005088	6.72	1170.40	550.83	0.73
Reach-1	226374	5_year_Future	9900.00	5578.24	5582.21		5583.16	0.004886	8.38	1828.83	814.93	0.76
Reach-1	226374	10_year_Future	14000.00	5578.24	5583.08		5584.27	0.004764	9.49	2389.24	887.93	0.78
Reach-1	226374	25_year_Future	24000.00	5578.24	5584.74		5586.48	0.004743	11.62	3750.89	896.12	0.81
Reach-1	226374	50_year_Future	30000.00	5578.24	5585.51		5587.52	0.004795	12.61	4459.60	940.07	0.84
Reach-1	226374	100_year_Future	38000.00	5578.24	5586.42		5588.72	0.004835	13.72	5331.31	976.35	0.86
Reach-1	226374	500_year_Future	55000.00	5578.24	5588.09		5590.98	0.004910	15.69	6989.90	1015.79	0.89
Reach-1	225874	2_year_Future	5400.00	5575.50	5578.75		5579.41	0.004101	6.68	1014.96	536.11	0.67
Reach-1	225874	5_year_Future	9900.00	5575.50	5580.00		5580.96	0.003958	8.22	1735.14	805.80	0.70
Reach-1	225874	10_year_Future	14000.00	5575.50	5580.90		5582.11	0.003954	9.33	2452.59	803.41	0.72
Reach-1	225874	25_year_Future	24000.00	5575.50	5582.95		5584.43	0.003344	10.69	4423.74	1243.28	0.70
Reach-1	225874	50_year_Future	30000.00	5575.50	5584.21		5585.58	0.002867	10.62	6149.52	1469.94	0.64
Reach-1	225874	100_year_Future	38000.00	5575.50	5585.25		5586.74	0.002630	11.39	7714.30	1546.11	0.65
Reach-1	225874	500_year_Future	55000.00	5575.50	5587.29		5588.93	0.002422	12.44	10917.00	1577.43	0.64
Reach-1	225374	2_year_Future	5400.00	5573.50	5576.84		5577.48	0.003639	6.60	1086.82	569.40	0.64
Reach-1	225374	5_year_Future	9900.00	5573.50	5578.14		5579.08	0.003592	8.18	1922.13	710.99	0.67
Reach-1	225374	10_year_Future	14000.00	5573.50	5579.08		5580.22	0.003549	9.21	2603.74	743.11	0.69
Reach-1	225374	25_year_Future	24000.00	5573.50	5580.32		5582.36	0.004968	12.47	3587.46	940.98	0.84
Reach-1	225374	50_year_Future	30000.00	5573.50	5581.01		5583.59	0.005565	14.09	4305.03	1106.48	0.91
Reach-1	225374	100_year_Future	38000.00	5573.50	5582.25	5582.25	5584.88	0.004851	14.57	5804.91	1354.54	0.87
Reach-1	225374	500_year_Future	55000.00	5573.50	5583.72	5583.72	5587.04	0.005294	16.89	8010.07	1647.46	0.93
Reach-1	224874	2_year_Future	5400.00	5571.50	5574.21		5575.00	0.007067	7.26	862.45	432.15	0.84
Reach-1	224874	5_year_Future	9900.00	5571.50	5575.05	5574.97	5576.43	0.008258	9.65	1245.71	477.95	0.96
Reach-1	224874	10_year_Future	14000.00	5571.50	5575.75	5575.75	5577.55	0.008381	11.09	1591.82	521.67	1.00
Reach-1	224874	25_year_Future	24000.00	5571.50	5577.63	5577.63	5579.67	0.005844	12.10	3274.54	1010.21	0.89
Reach-1	224874	50_year_Future	30000.00	5571.50	5578.29	5578.29	5580.83	0.006010	13.19	3939.86	1036.25	0.92
Reach-1	224874	100_year_Future	38000.00	5571.50	5579.13	5579.13	5581.60	0.005983	14.29	4836.50	1090.34	0.94

HEC-RAS Plan: FntnCrkFUT River: Fountain Creek Reach: Reach-1 (Continued)

Reach	River Sta	Profile	Q Total	Min Ch El	W.S. Elev	Crit W.S.	E.G. Elev	E.G. Slope	Vel Chnl	Flow Area	Top Width	Froude # Chl
			(cfs)	(ft)	(ft)	(ft)	(ft)	(ft/ft)	(ft/s)	(sq ft)	(ft)	
Reach-1	224874	500_year_Future	55000.00	5571.50	5580.80	5580.80	5583.91	0.005586	15.84	6872.95	1389.74	0.94
Reach-1	224374	2_year_Future	5400.00	5569.50	5572.21		5572.60	0.003196	5.02	1135.24	528.37	0.57
Reach-1	224374	5_year_Future	9900.00	5569.50	5573.38		5573.95	0.002797	6.12	1837.53	669.19	0.57
Reach-1	224374	10_year_Future	14000.00	5569.50	5574.27		5574.98	0.002592	6.84	2486.07	793.11	0.57
Reach-1	224374	25_year_Future	24000.00	5569.50	5576.17		5577.09	0.002191	7.95	4277.37	1138.75	0.56
Reach-1	224374	50_year_Future	30000.00	5569.50	5577.12		5578.12	0.002032	8.41	5404.40	1217.04	0.55
Reach-1	224374	100_year_Future	38000.00	5569.50	5578.21		5579.34	0.001955	9.04	6775.33	1330.04	0.55
Reach-1	224374	500_year_Future	55000.00	5569.50	5580.16		5581.51	0.001863	10.14	9512.54	1479.40	0.56
Reach-1	223874	2_year_Future	5400.00	5566.77	5569.51		5570.33	0.006613	7.25	744.77	307.55	0.82
Reach-1	223874	5_year_Future	9900.00	5566.77	5570.62	5570.34	5571.86	0.006384	8.99	1196.44	511.06	0.85
Reach-1	223874	10_year_Future	14000.00	5566.77	5571.39	5571.17	5572.97	0.006267	10.20	1819.52	579.53	0.88
Reach-1	223874	25_year_Future	24000.00	5566.77	5572.85	5572.78	5575.19	0.006459	12.62	2619.58	808.01	0.93
Reach-1	223874	50_year_Future	30000.00	5566.77	5573.66	5573.66	5576.31	0.006223	13.55	3318.51	913.43	0.94
Reach-1	223874	100_year_Future	38000.00	5566.77	5574.82	5574.82	5577.84	0.005434	14.14	4539.76	1261.03	0.90
Reach-1	223874	500_year_Future	55000.00	5566.77	5576.60	5576.60	5579.88	0.005056	15.88	7361.72	1998.45	0.90
Reach-1	223374	2_year_Future	5400.00	5563.74	5566.79		5567.42	0.004993	6.39	904.01	462.89	0.72
Reach-1	223374	5_year_Future	9900.00	5563.74	5567.68		5568.77	0.005810	8.47	1356.13	547.40	0.81
Reach-1	223374	10_year_Future	14000.00	5563.74	5568.34	5568.15	5569.81	0.006271	9.91	1968.34	1305.09	0.87
Reach-1	223374	25_year_Future	24000.00	5563.74	5569.64	5569.64	5571.85	0.006742	12.38	3715.79	1386.41	0.95
Reach-1	223374	50_year_Future	30000.00	5563.74	5570.31	5570.31	5572.93	0.006869	13.53	4673.66	1449.98	0.97
Reach-1	223374	100_year_Future	38000.00	5563.74	5571.29	5571.29	5574.24	0.006428	14.48	6145.63	1556.67	0.97
Reach-1	223374	500_year_Future	55000.00	5563.74	5573.18	5573.18	5576.54	0.005554	15.79	9424.55	1975.09	0.93
Reach-1	222874	2_year_Future	5400.00	5561.50	5564.40		5564.93	0.004841	5.82	928.50	426.41	0.69
Reach-1	222874	5_year_Future	9900.00	5561.50	5565.59		5566.33	0.003828	6.91	1452.79	450.10	0.66
Reach-1	222874	10_year_Future	14000.00	5561.50	5566.48		5567.37	0.003423	7.63	2255.73	1358.69	0.65
Reach-1	222874	25_year_Future	24000.00	5561.50	5567.93		5569.09	0.003252	9.04	4364.30	1569.18	0.67
Reach-1	222874	50_year_Future	30000.00	5561.50	5568.69		5569.93	0.003100	9.58	5569.39	1607.95	0.66
Reach-1	222874	100_year_Future	38000.00	5561.50	5569.25		5570.80	0.003558	10.85	6477.72	1630.63	0.72
Reach-1	222874	500_year_Future	55000.00	5561.50	5570.46		5572.57	0.004076	12.90	8679.17	1966.28	0.79
Reach-1	222374	2_year_Future	5400.00	5559.50	5562.94		5563.31	0.002199	4.86	1111.28	365.13	0.49
Reach-1	222374	5_year_Future	9900.00	5559.50	5564.14		5564.77	0.002488	6.36	1567.01	518.86	0.55
Reach-1	222374	10_year_Future	14000.00	5559.50	5565.27		5565.99	0.002130	6.91	2743.72	1573.97	0.53
Reach-1	222374	25_year_Future	24000.00	5559.50	5566.27		5567.50	0.003067	9.31	4770.24	2288.55	0.65
Reach-1	222374	50_year_Future	30000.00	5559.50	5566.60		5568.19	0.003810	10.73	5523.09	2300.27	0.73
Reach-1	222374	100_year_Future	38000.00	5559.50	5567.54		5569.07	0.003343	10.98	7697.57	2333.79	0.70
Reach-1	222374	500_year_Future	55000.00	5559.50	5568.91		5570.63	0.003290	12.17	10923.98	2359.51	0.72
Reach-1	221824	2_year_Future	5400.00	5557.50	5560.16	5560.16	5561.17	0.007955	8.28	901.92	590.01	0.91
Reach-1	221824	5_year_Future	9900.00	5557.50	5561.36		5562.63	0.006458	9.62	1813.23	637.62	0.87
Reach-1	221824	10_year_Future	14000.00	5557.50	5562.11	5561.86	5563.91	0.007213	11.46	2574.01	1883.64	0.95
Reach-1	221824	25_year_Future	24000.00	5557.50	5563.50		5565.20	0.005774	12.27	5306.85	2046.11	0.89
Reach-1	221824	50_year_Future	30000.00	5557.50	5564.47		5565.90	0.004375	11.82	7358.10	2163.37	0.79
Reach-1	221824	100_year_Future	38000.00	5557.50	5564.82	5564.82	5566.70	0.005581	13.79	8116.28	2204.44	0.90
Reach-1	221824	500_year_Future	55000.00	5557.50	5566.00	5565.97	5568.21	0.005843	15.62	10810.60	2344.59	0.95
Reach-1	221281	2_year_Future	5400.00	5554.03	5557.23		5557.75	0.003447	6.17	1329.11	529.63	0.62
Reach-1	221281	5_year_Future	9900.00	5554.03	5557.70	5557.47	5558.95	0.007051	9.69	1576.25	532.60	0.90
Reach-1	221281	10_year_Future	14000.00	5554.03	5558.59		5560.11	0.006498	10.79	2396.79	1577.25	0.90
Reach-1	221281	25_year_Future	24000.00	5554.03	5559.77	5559.76	5561.75	0.006898	13.00	4408.85	1825.20	0.98
Reach-1	221281	50_year_Future	30000.00	5554.03	5560.28	5559.87	5562.71	0.007712	14.56	5360.29	1881.35	1.03
Reach-1	221281	100_year_Future	38000.00	5554.03	5561.47	5561.47	5563.41	0.005433	13.75	7617.93	1916.32	0.89
Reach-1	221281	500_year_Future	55000.00	5554.03	5562.61	5562.61	5564.99	0.005964	15.86	9813.35	1949.73	0.96
Reach-1	219709	2_year_Future	5400.00	5547.50	5550.31		5550.91	0.005657	6.19	872.81	411.58	0.74
Reach-1	219709	5_year_Future	9900.00	5547.50	5552.16		5552.73	0.002399	6.10	1695.78	907.99	0.54
Reach-1	219709	10_year_Future	14000.00	5547.50	5552.86		5553.64	0.002682	7.18	2485.99	1246.76	0.58
Reach-1	219709	25_year_Future	24000.00	5547.50	5554.53		5555.49	0.002390	8.31	5011.51	1657.92	0.58
Reach-1	219709	50_year_Future	30000.00	5547.50	5555.41		5556.41	0.002196	8.68	6476.28	1673.39	0.57
Reach-1	219709	100_year_Future	38000.00	5547.50	5556.44		5557.50	0.002051	9.16	8204.01	1686.27	0.56
Reach-1	219709	500_year_Future	55000.00	5547.50	5558.30		5559.51	0.001898	10.09	11362.14	1701.30	0.56
Reach-1	219243	2_year_Future	5400.00	5545.50	5549.63		5549.84	0.001044	3.87	1741.82	533.56	0.35
Reach-1	219243	5_year_Future	9900.00	5545.50	5551.84		5552.09	0.000690	4.28	3627.86	1222.05	0.31
Reach-1	219243	10_year_Future	14000.00	5545.50	5552.46		5552.83	0.000935	5.32	4440.72	1424.59	0.36
Reach-1	219243	25_year_Future	24000.00	5545.50	5554.08		5554.64	0.001110	6.71	6844.89	1520.15	0.41
Reach-1	219243	50_year_Future	30000.00	5545.50	5554.95		5555.58	0.001149	7.30	8167.02	1539.43	0.43
Reach-1	219243	100_year_Future	38000.00	5545.50	5555.96		5556.68	0.001196	7.99	9729.61	1561.90	0.44
Reach-1	219243	500_year_Future	55000.00	5545.50	5557.79		5558.71	0.001273	9.21	12633.48	1604.96	0.47
Reach-1	218986	2_year_Future	5400.00	5540.28	5549.23	5546.02	5549.56	0.000872	5.12	1842.14	515.32	0.35
Reach-1	218986	5_year_Future	9900.00	5540.28	5551.53	5548.24	5551.88	0.000738	5.73	4580.36	1400.20	0.34
Reach-1	218986	10_year_Future	14000.00	5540.28	5551.94	5549.29	5552.50	0.001172	7.44	5156.84	1417.50	0.43
Reach-1	218986	25_year_Future	24000.00	5540.28	5553.30	5551.68	5554.19	0.001717	9.85	7122.42	1470.64	0.53
Reach-1	218986	50_year_Future	30000.00	5540.28	5554.10	5552.37	5555.10	0.001865	10.77	8306.10	1500.13	0.56
Reach-1	218986	100_year_Future	38000.00	5540.28	5555.07	5553.23	5556.18	0.001978	11.70	9775.46	1512.42	0.58
Reach-1	218986	500_year_Future	55000.00	5540.28	5556.86	5554.72	5558.17	0.002149	13.33	12493.00	1528.41	0.62

HEC-RAS Plan: FntnCrkFUT River: Fountain Creek Reach: Reach-1 (Continued)

Reach	River Sta	Profile	Q Total	Min Ch El	W.S. Elev	Crit W.S.	E.G. Elev	E.G. Slope	Vel Chnl	Flow Area	Top Width	Froude # Chl
			(cfs)	(ft)	(ft)	(ft)	(ft)	(ft/ft)	(ft/s)	(sq ft)	(ft)	
Reach-1	218953		Bridge									
Reach-1	218900	2_year_Future	5400.00	5540.97	5546.71	5546.71	5548.74	0.008320	11.45	471.60	219.59	0.99
Reach-1	218900	5_year_Future	9900.00	5540.97	5549.10	5549.10	5550.92	0.005157	11.49	1375.08	491.04	0.83
Reach-1	218900	10_year_Future	14000.00	5540.97	5550.57	5550.57	5552.21	0.003916	11.54	2638.84	1250.73	0.75
Reach-1	218900	25_year_Future	24000.00	5540.97	5552.24	5552.24	5554.12	0.004059	13.46	4788.46	1324.89	0.79
Reach-1	218900	50_year_Future	30000.00	5540.97	5552.93	5552.93	5555.01	0.004345	14.62	5703.37	1336.67	0.83
Reach-1	218900	100_year_Future	38000.00	5540.97	5553.71	5553.71	5556.06	0.004712	16.03	6750.90	1350.03	0.87
Reach-1	218900	500_year_Future	55000.00	5540.97	5555.15	5555.15	5557.98	0.005248	18.43	8713.06	1380.06	0.94
Reach-1	218387	2_year_Future	5400.00	5540.93	5544.14		5544.67	0.002364	6.18	1411.11	775.31	0.62
Reach-1	218387	5_year_Future	9900.00	5540.93	5545.25		5546.02	0.002455	7.72	2278.33	781.81	0.66
Reach-1	218387	10_year_Future	14000.00	5540.93	5546.06		5547.05	0.002567	8.87	3034.86	1242.04	0.69
Reach-1	218387	25_year_Future	24000.00	5540.93	5547.58		5548.89	0.002640	10.70	4932.07	1266.55	0.74
Reach-1	218387	50_year_Future	30000.00	5540.93	5548.42		5549.85	0.002547	11.39	6000.01	1275.17	0.74
Reach-1	218387	100_year_Future	38000.00	5540.93	5549.41		5551.00	0.002477	12.21	7271.14	1281.90	0.74
Reach-1	218387	500_year_Future	55000.00	5540.93	5551.32		5553.19	0.002337	13.60	9736.56	1302.71	0.75
Reach-1	217897	2_year_Future	5400.00	5539.80	5542.30	5542.30	5543.22	0.003634	8.18	1315.02	978.11	0.92
Reach-1	217897	5_year_Future	9900.00	5539.80	5543.24	5543.24	5544.52	0.003601	10.08	2252.22	1028.56	0.96
Reach-1	217897	10_year_Future	14000.00	5539.80	5543.92	5543.92	5545.50	0.003624	11.41	3002.21	1286.37	0.99
Reach-1	217897	25_year_Future	24000.00	5539.80	5545.42	5545.42	5547.40	0.003211	13.24	5059.14	1382.37	0.99
Reach-1	217897	50_year_Future	30000.00	5539.80	5546.06	5546.06	5548.35	0.003304	14.43	5943.13	1390.08	1.02
Reach-1	217897	100_year_Future	38000.00	5539.80	5546.88	5546.88	5549.50	0.003303	15.67	7087.50	1400.00	1.04
Reach-1	217897	500_year_Future	55000.00	5539.80	5548.35	5548.35	5551.68	0.003384	18.00	9160.54	1415.29	1.09
Reach-1	217350	2_year_Future	5400.00	5536.81	5539.18		5539.87	0.003286	7.09	1492.93	936.98	0.85
Reach-1	217350	5_year_Future	9900.00	5536.81	5540.17		5541.12	0.002903	8.56	2424.00	957.54	0.85
Reach-1	217350	10_year_Future	14000.00	5536.81	5540.99		5542.11	0.002540	9.36	3220.65	965.29	0.83
Reach-1	217350	25_year_Future	24000.00	5536.81	5542.86		5544.26	0.001944	10.60	5042.73	983.15	0.77
Reach-1	217350	50_year_Future	30000.00	5536.81	5543.87		5545.41	0.001757	11.20	6037.06	995.59	0.75
Reach-1	217350	100_year_Future	38000.00	5536.81	5545.13		5546.87	0.001591	11.93	7320.57	1048.81	0.74
Reach-1	217350	500_year_Future	55000.00	5536.81	5547.64		5549.70	0.001329	13.05	10063.64	1142.45	0.71
Reach-1	216605	2_year_Future	5400.00	5533.80	5536.35	5536.20	5537.23	0.003756	7.54	719.58	346.25	0.91
Reach-1	216605	5_year_Future	9900.00	5533.80	5537.35	5537.20	5538.71	0.003481	9.38	1079.87	371.57	0.93
Reach-1	216605	10_year_Future	14000.00	5533.80	5538.09	5537.98	5539.87	0.003411	10.70	1362.31	386.50	0.96
Reach-1	216605	25_year_Future	24000.00	5533.80	5539.60	5539.60	5542.27	0.003323	13.15	1964.87	409.82	1.00
Reach-1	216605	50_year_Future	30000.00	5533.80	5540.46	5540.46	5543.54	0.003160	14.15	2321.42	421.84	1.00
Reach-1	216605	100_year_Future	38000.00	5533.80	5541.53	5541.53	5545.10	0.002982	15.27	2778.22	434.87	0.99
Reach-1	216605	500_year_Future	55000.00	5533.80	5543.55	5543.55	5548.08	0.002740	17.23	3682.63	458.33	0.99
Reach-1	215970	2_year_Future	5400.00	5530.80	5533.37	5533.37	5534.62	0.004387	8.97	602.28	242.36	1.00
Reach-1	215970	5_year_Future	9900.00	5530.80	5534.68	5534.68	5536.43	0.003610	10.64	1059.82	473.06	0.97
Reach-1	215970	10_year_Future	14000.00	5530.80	5535.69	5535.69	5537.73	0.003252	11.58	1609.80	613.12	0.95
Reach-1	215970	25_year_Future	24000.00	5530.80	5537.50	5537.50	5540.23	0.002948	13.70	2791.56	688.65	0.96
Reach-1	215970	50_year_Future	30000.00	5530.80	5538.40	5538.40	5541.53	0.002865	14.76	3430.72	722.67	0.96
Reach-1	215970	100_year_Future	38000.00	5530.80	5539.51	5539.51	5543.10	0.002778	15.96	4249.94	764.05	0.97
Reach-1	215970	500_year_Future	55000.00	5530.80	5541.58	5541.58	5546.05	0.002645	18.04	5912.23	841.79	0.98
Reach-1	215443	2_year_Future	5400.00	5527.50	5530.28	5530.11	5531.42	0.003479	8.55	644.91	273.05	0.91
Reach-1	215443	5_year_Future	9900.00	5527.50	5531.42	5531.42	5533.29	0.003656	11.03	1001.17	353.29	0.98
Reach-1	215443	10_year_Future	14000.00	5527.50	5532.43	5532.43	5534.73	0.003334	12.27	1392.10	424.02	0.98
Reach-1	215443	25_year_Future	24000.00	5527.50	5534.50	5534.50	5537.60	0.002879	14.43	2420.94	569.64	0.96
Reach-1	215443	50_year_Future	30000.00	5527.50	5535.56	5535.56	5539.06	0.002726	15.43	3065.24	644.28	0.96
Reach-1	215443	100_year_Future	38000.00	5527.50	5536.85	5536.85	5540.81	0.002571	16.55	3957.09	735.38	0.96
Reach-1	215443	500_year_Future	55000.00	5527.50	5539.45	5539.45	5543.97	0.002196	18.02	6117.01	893.96	0.92
Reach-1	214896	2_year_Future	5400.00	5525.50	5528.30		5528.99	0.005182	6.65	814.17	326.38	0.73
Reach-1	214896	5_year_Future	9900.00	5525.50	5529.33		5530.50	0.005604	8.69	1161.01	345.95	0.81
Reach-1	214896	10_year_Future	14000.00	5525.50	5530.16	5529.69	5531.70	0.005632	9.99	1470.06	485.67	0.84
Reach-1	214896	25_year_Future	24000.00	5525.50	5531.96	5531.49	5534.08	0.005021	11.85	2510.21	664.15	0.84
Reach-1	214896	50_year_Future	30000.00	5525.50	5532.91		5535.28	0.004733	12.64	3181.93	756.29	0.83
Reach-1	214896	100_year_Future	38000.00	5525.50	5534.08		5536.70	0.004375	13.45	4125.16	835.66	0.82
Reach-1	214896	500_year_Future	55000.00	5525.50	5536.32		5539.33	0.003804	14.70	6090.68	919.49	0.80
Reach-1	214374	2_year_Future	5400.00	5523.00	5526.12		5526.55	0.004002	5.25	1032.09	421.62	0.56
Reach-1	214374	5_year_Future	9900.00	5523.00	5527.61		5528.20	0.003100	6.16	1709.90	480.70	0.53
Reach-1	214374	10_year_Future	14000.00	5523.00	5528.80		5529.50	0.002659	6.73	2307.27	522.43	0.51
Reach-1	214374	25_year_Future	24000.00	5523.00	5530.99		5531.97	0.002442	8.09	3570.85	676.64	0.52
Reach-1	214374	50_year_Future	30000.00	5523.00	5532.06		5533.20	0.002400	8.76	4366.64	797.00	0.52
Reach-1	214374	100_year_Future	38000.00	5523.00	5533.41		5534.69	0.002280	9.40	5449.98	810.74	0.52
Reach-1	214374	500_year_Future	55000.00	5523.00	5535.86		5537.44	0.002161	10.59	7465.40	839.87	0.53
Reach-1	213874	2_year_Future	5400.00	5519.97	5523.23	5522.60	5524.03	0.006324	7.20	750.24	238.59	0.72
Reach-1	213874	5_year_Future	9900.00	5519.97	5524.43	5523.90	5525.83	0.007411	9.50	1042.21	251.14	0.81
Reach-1	213874	10_year_Future	14000.00	5519.97	5525.26	5524.88	5527.21	0.008178	11.23	1280.05	379.94	0.88
Reach-1	213874	25_year_Future	24000.00	5519.97	5527.22	5527.22	5529.84	0.007387	13.27	2410.58	628.04	0.88
Reach-1	213874	50_year_Future	30000.00	5519.97	5528.16	5528.16	5531.09	0.007212	14.25	2998.46	632.71	0.89
Reach-1	213874	100_year_Future	38000.00	5519.97	5529.15	5529.15	5532.59	0.007406	15.62	3632.69	638.93	0.92

HEC-RAS Plan: FntnCrkFUT River: Fountain Creek Reach: Reach-1 (Continued)

Reach	River Sta	Profile	Q Total	Min Ch El	W.S. Elev	Crit W.S.	E.G. Elev	E.G. Slope	Vel Chnl	Flow Area	Top Width	Froude # Chl
			(cfs)	(ft)	(ft)	(ft)	(ft)	(ft/ft)	(ft/s)	(sq ft)	(ft)	
Reach-1	213874	500_year_Future	55000.00	5519.97	5531.30	5531.30	5535.40	0.006927	17.43	5057.94	754.48	0.92
Reach-1	213313	2_year_Future	5400.00	5517.50	5521.29		5521.68	0.002725	5.10	1269.71	561.27	0.48
Reach-1	213313	5_year_Future	9900.00	5517.50	5522.93		5523.45	0.002277	6.02	2302.70	735.33	0.47
Reach-1	213313	10_year_Future	14000.00	5517.50	5524.01		5524.64	0.002255	6.80	3145.52	804.40	0.48
Reach-1	213313	25_year_Future	24000.00	5517.50	5526.51		5527.28	0.001866	7.75	5273.38	876.43	0.46
Reach-1	213313	50_year_Future	30000.00	5517.50	5527.48		5528.40	0.001964	8.53	6127.88	886.81	0.48
Reach-1	213313	100_year_Future	38000.00	5517.50	5528.69		5529.78	0.002032	9.38	7210.03	899.75	0.50
Reach-1	213313	500_year_Future	55000.00	5517.50	5530.75		5532.22	0.002237	11.05	9085.98	917.20	0.54
Reach-1	212334	2_year_Future	6000.00	5513.50	5517.18		5517.98	0.005237	7.18	835.58	229.52	0.66
Reach-1	212334	5_year_Future	11000.00	5513.50	5518.77	5517.67	5520.05	0.005306	9.11	1300.11	498.04	0.70
Reach-1	212334	10_year_Future	15000.00	5513.50	5519.83	5518.81	5521.35	0.005034	10.02	2009.92	626.65	0.71
Reach-1	212334	25_year_Future	27000.00	5513.50	5521.39	5521.39	5523.87	0.006646	13.36	3414.92	930.56	0.84
Reach-1	212334	50_year_Future	33000.00	5513.50	5522.20	5522.20	5524.91	0.006590	14.21	4178.73	949.60	0.85
Reach-1	212334	100_year_Future	41000.00	5513.50	5523.04		5526.15	0.006940	15.51	4980.73	969.19	0.89
Reach-1	212334	500_year_Future	60000.00	5513.50	5525.85		5528.83	0.005136	15.88	7601.92	1035.85	0.80
Reach-1	210637	2_year_Future	6000.00	5505.50	5509.46		5510.14	0.004077	8.61	907.48	235.13	0.59
Reach-1	210637	5_year_Future	11000.00	5505.50	5511.27		5512.32	0.003895	8.22	1338.67	240.92	0.61
Reach-1	210637	10_year_Future	15000.00	5505.50	5512.39	5510.62	5513.73	0.003980	9.31	1691.76	632.15	0.64
Reach-1	210637	25_year_Future	27000.00	5505.50	5517.02		5517.92	0.001555	8.29	5900.12	926.39	0.44
Reach-1	210637	50_year_Future	33000.00	5505.50	5518.66		5519.55	0.001337	8.42	7426.36	932.52	0.41
Reach-1	210637	100_year_Future	41000.00	5505.50	5520.10		5521.11	0.001349	9.08	8776.66	937.90	0.42
Reach-1	210637	500_year_Future	60000.00	5505.50	5522.79		5524.10	0.001471	10.63	11306.10	947.90	0.45
Reach-1	210176	2_year_Future	6000.00	5503.50	5508.33		5508.77	0.002051	5.29	1133.79	245.92	0.43
Reach-1	210176	5_year_Future	11000.00	5503.50	5510.08		5510.84	0.002409	7.01	1580.51	266.08	0.49
Reach-1	210176	10_year_Future	15000.00	5503.50	5511.15		5512.16	0.002610	8.11	2060.12	601.34	0.53
Reach-1	210176	25_year_Future	27000.00	5503.50	5516.63		5517.30	0.000949	7.10	6699.37	879.83	0.35
Reach-1	210176	50_year_Future	33000.00	5503.50	5518.31		5519.00	0.000870	7.38	8176.89	885.82	0.34
Reach-1	210176	100_year_Future	41000.00	5503.50	5519.72		5520.54	0.000931	8.12	9432.85	890.57	0.36
Reach-1	210176	500_year_Future	60000.00	5503.50	5522.31		5523.46	0.001109	9.81	11754.02	899.19	0.40
Reach-1	209755	2_year_Future	6000.00	5502.80	5505.55	5505.55	5506.90	0.013173	9.32	643.93	241.82	1.01
Reach-1	209755	5_year_Future	11000.00	5502.80	5507.04	5506.91	5508.69	0.010316	10.93	1007.51	250.40	0.95
Reach-1	209755	10_year_Future	15000.00	5502.80	5508.32	5507.81	5510.31	0.007708	11.32	1335.68	262.28	0.86
Reach-1	209755	25_year_Future	27000.00	5502.80	5516.16		5516.89	0.000958	7.29	5845.49	699.55	0.35
Reach-1	209755	50_year_Future	33000.00	5502.80	5517.82		5518.61	0.000911	7.69	7020.23	717.61	0.35
Reach-1	209755	100_year_Future	41000.00	5502.80	5519.14		5520.11	0.001016	8.60	7980.42	734.69	0.38
Reach-1	209755	500_year_Future	60000.00	5502.80	5521.48		5522.93	0.001306	10.66	9713.86	749.26	0.44
Reach-1	209374	2_year_Future	6000.00	5499.50	5503.65		5504.26	0.003442	6.28	955.93	236.09	0.55
Reach-1	209374	5_year_Future	11000.00	5499.50	5506.03		5506.84	0.002561	7.21	1529.06	380.55	0.51
Reach-1	209374	10_year_Future	15000.00	5499.50	5507.70		5508.59	0.002100	7.64	2172.69	389.10	0.48
Reach-1	209374	25_year_Future	27000.00	5499.50	5516.03		5516.57	0.000525	6.17	5817.10	500.70	0.27
Reach-1	209374	50_year_Future	33000.00	5499.50	5517.66		5518.30	0.000555	6.76	6644.01	511.25	0.28
Reach-1	209374	100_year_Future	41000.00	5499.50	5518.93		5519.76	0.000668	7.76	7295.47	518.74	0.31
Reach-1	209374	500_year_Future	60000.00	5499.50	5521.10		5522.48	0.000970	10.04	8433.22	529.20	0.38
Reach-1	208964	2_year_Future	6000.00	5497.61	5502.91		5503.29	0.001543	4.93	1223.88	252.98	0.38
Reach-1	208964	5_year_Future	11000.00	5497.61	5505.50		5506.03	0.001297	5.69	2131.87	424.31	0.37
Reach-1	208964	10_year_Future	15000.00	5497.61	5507.29		5507.89	0.001133	6.33	2963.87	479.48	0.36
Reach-1	208964	25_year_Future	27000.00	5497.61	5515.97		5516.35	0.000342	5.35	7207.01	498.55	0.22
Reach-1	208964	50_year_Future	33000.00	5497.61	5517.60		5518.07	0.000375	5.93	8023.38	502.31	0.23
Reach-1	208964	100_year_Future	41000.00	5497.61	5518.85		5519.47	0.000464	6.88	8853.58	505.20	0.26
Reach-1	208964	500_year_Future	60000.00	5497.61	5520.98		5522.05	0.000704	9.04	9772.75	563.00	0.33
Reach-1	208828	2_year_Future	6000.00	5494.65	5502.83	5499.53	5503.06	0.000848	3.88	1788.42	417.27	0.29
Reach-1	208828	5_year_Future	11000.00	5494.65	5505.47	5500.89	5505.79	0.000746	4.63	2920.80	443.68	0.29
Reach-1	208828	10_year_Future	15000.00	5494.65	5507.29	5501.77	5507.66	0.000680	5.06	3761.47	482.29	0.28
Reach-1	208828	25_year_Future	27000.00	5494.65	5515.98	5504.06	5516.26	0.000237	4.56	8197.74	530.26	0.19
Reach-1	208828	50_year_Future	33000.00	5494.65	5517.62	5504.94	5517.96	0.000264	5.08	9071.48	538.05	0.20
Reach-1	208828	100_year_Future	41000.00	5494.65	5518.87	5506.02	5519.34	0.000329	5.92	9752.61	544.76	0.23
Reach-1	208828	500_year_Future	60000.00	5494.65	5521.03	5507.76	5521.84	0.000506	7.82	10950.20	578.57	0.28
Reach-1	208764		Bridge									
Reach-1	208674	2_year_Future	6000.00	5495.68	5502.33	5500.58	5502.78	0.000789	5.42	1226.54	327.27	0.47
Reach-1	208674	5_year_Future	11000.00	5495.68	5505.01	5501.92	5505.54	0.000511	5.92	2272.17	426.74	0.40
Reach-1	208674	10_year_Future	15000.00	5495.68	5506.84	5502.84	5507.42	0.000417	6.23	3071.08	451.08	0.38
Reach-1	208674	25_year_Future	27000.00	5495.68	5515.78	5505.11	5516.16	0.000110	5.20	7549.10	524.40	0.22
Reach-1	208674	50_year_Future	33000.00	5495.68	5517.38	5506.04	5517.65	0.000122	5.79	8391.95	532.00	0.23
Reach-1	208674	100_year_Future	41000.00	5495.68	5518.55	5507.17	5519.20	0.000153	6.75	9021.03	537.61	0.27
Reach-1	208674	500_year_Future	60000.00	5495.68	5520.43	5509.53	5521.57	0.000240	8.99	10041.11	705.41	0.34
Reach-1	208429	2_year_Future	6000.00	5495.50	5502.44		5502.55	0.000114	2.65	2265.65	377.74	0.19
Reach-1	208429	5_year_Future	11000.00	5495.50	5505.13		5505.31	0.000114	3.37	3333.22	414.98	0.20
Reach-1	208429	10_year_Future	15000.00	5495.50	5506.97		5507.19	0.000112	3.79	4117.87	437.25	0.21
Reach-1	208429	25_year_Future	27000.00	5495.50	5515.85		5516.06	0.000047	3.68	8232.75	495.15	0.15
Reach-1	208429	50_year_Future	33000.00	5495.50	5517.46		5517.73	0.000054	4.16	9263.02	835.32	0.16

HEC-RAS Plan: FntnCrkFUT River: Fountain Creek Reach: Reach-1 (Continued)

Reach	River Sta	Profile	Q Total	Min Ch El	W.S. Elev	Crit W.S.	E.G. Elev	E.G. Slope	Vel Chnl	Flow Area	Top Width	Froude # Chl
			(cfs)	(ft)	(ft)	(ft)	(ft)	(ft/ft)	(ft/s)	(sq ft)	(ft)	
Reach-1	208429	100_year_Future	41000.00	5495.50	5518.67		5519.03	0.000069	4.87	10581.75	1295.21	0.18
Reach-1	208429	500_year_Future	60000.00	5495.50	5520.84		5521.28	0.000110	6.51	13593.43	1661.56	0.23
Reach-1	207919	2_year_Future	6000.00	5492.44	5501.72	5499.50	5502.29	0.000795	6.11	1082.68	470.55	0.46
Reach-1	207919	5_year_Future	11000.00	5492.44	5504.07	5501.24	5504.97	0.000785	7.71	1652.24	565.07	0.49
Reach-1	207919	10_year_Future	15000.00	5492.44	5505.68	5502.37	5506.80	0.000771	8.66	2040.78	592.28	0.50
Reach-1	207919	25_year_Future	27000.00	5492.44	5514.94	5505.07	5515.81	0.000245	7.70	4280.63	1107.63	0.31
Reach-1	207919	50_year_Future	33000.00	5492.44	5516.89	5506.32	5517.56	0.000175	6.97	11486.89	1679.21	0.27
Reach-1	207919	100_year_Future	41000.00	5492.44	5518.05	5507.81	5518.84	0.000223	8.14	13140.56	1949.87	0.31
Reach-1	207919	500_year_Future	60000.00	5492.44	5519.56	5511.01	5520.96	0.000367	10.92	15693.11	1980.02	0.40
Reach-1	207559		Bridge									
Reach-1	207479	2_year_Future	6000.00	5491.59	5498.54	5496.54	5500.51	0.004337	11.26	532.72	149.80	1.00
Reach-1	207479	5_year_Future	11000.00	5491.59	5500.69	5500.69	5503.14	0.003566	12.62	966.33	682.85	0.97
Reach-1	207479	10_year_Future	15000.00	5491.59	5501.86	5501.86	5504.83	0.003345	13.96	1249.34	731.30	0.97
Reach-1	207479	25_year_Future	27000.00	5491.59	5504.76	5504.76	5509.12	0.003042	17.05	1651.01	933.09	0.98
Reach-1	207479	50_year_Future	33000.00	5491.59	5505.18	5505.18	5508.59	0.002700	16.53	3812.38	944.75	0.93
Reach-1	207479	100_year_Future	41000.00	5491.59	5506.24	5506.24	5510.23	0.002817	18.08	4423.91	965.20	0.97
Reach-1	207479	500_year_Future	60000.00	5491.59	5508.65	5508.65	5513.69	0.002830	20.72	5850.84	1009.30	1.00
Reach-1	206448	2_year_Future	6000.00	5489.56	5492.35	5492.35	5493.75	0.004287	9.49	632.22	229.13	1.01
Reach-1	206448	5_year_Future	11000.00	5489.56	5493.76	5493.76	5495.81	0.003699	11.50	970.94	326.54	1.00
Reach-1	206448	10_year_Future	15000.00	5489.56	5494.82	5494.82	5497.15	0.003163	12.33	1454.61	497.60	0.95
Reach-1	206448	25_year_Future	27000.00	5489.56	5497.23	5497.23	5500.29	0.002605	14.44	3101.44	857.69	0.92
Reach-1	206448	50_year_Future	33000.00	5489.56	5498.23	5498.23	5501.56	0.002461	15.24	4027.56	995.18	0.92
Reach-1	206448	100_year_Future	41000.00	5489.56	5499.54	5499.54	5503.05	0.002221	15.91	5441.31	1170.22	0.89
Reach-1	206448	500_year_Future	60000.00	5489.56	5503.46		5506.32	0.001282	15.10	10410.40	1295.99	0.72
Reach-1	205714	2_year_Future	7100.00	5486.06	5490.06		5490.89	0.001553	7.28	977.34	256.73	0.64
Reach-1	205714	5_year_Future	13000.00	5486.06	5491.69		5493.05	0.001634	9.39	1573.30	476.87	0.70
Reach-1	205714	10_year_Future	18000.00	5486.06	5492.66		5494.48	0.001787	10.93	2074.23	522.09	0.75
Reach-1	205714	25_year_Future	30000.00	5486.06	5494.13		5497.32	0.002439	14.60	2848.88	533.93	0.91
Reach-1	205714	50_year_Future	38000.00	5488.06	5495.08	5495.08	5499.04	0.002636	16.36	3359.45	539.09	0.96
Reach-1	205714	100_year_Future	48000.00	5488.06	5496.47	5496.47	5501.02	0.002539	17.66	4110.09	546.59	0.97
Reach-1	205714	500_year_Future	69000.00	5486.06	5498.96	5498.96	5504.74	0.002460	20.08	5492.87	563.74	0.99
Reach-1	205278	2_year_Future	7100.00	5485.50	5489.11		5490.08	0.002146	7.90	905.95	277.01	0.74
Reach-1	205278	5_year_Future	13000.00	5485.50	5490.18	5490.00	5492.06	0.002946	11.01	1325.93	661.34	0.91
Reach-1	205278	10_year_Future	18000.00	5485.50	5491.12	5491.12	5493.45	0.002906	12.40	1961.99	691.70	0.93
Reach-1	205278	25_year_Future	30000.00	5485.50	5493.11	5493.11	5496.18	0.002645	14.53	3381.90	732.16	0.94
Reach-1	205278	50_year_Future	38000.00	5485.50	5494.18	5494.18	5497.73	0.002612	15.79	4172.01	743.37	0.95
Reach-1	205278	100_year_Future	48000.00	5485.50	5495.41	5495.41	5499.51	0.002580	17.10	5096.53	755.29	0.96
Reach-1	205278	500_year_Future	69000.00	5485.50	5497.72	5497.72	5502.85	0.002483	19.39	6893.30	799.41	0.98
Reach-1	204874	2_year_Future	7100.00	5484.50	5487.49	5487.49	5488.87	0.004118	9.44	768.23	345.56	0.99
Reach-1	204874	5_year_Future	13000.00	5484.50	5488.95	5488.95	5490.79	0.003293	11.02	1527.77	599.38	0.95
Reach-1	204874	10_year_Future	18000.00	5484.50	5489.87	5489.87	5492.10	0.003129	12.26	2079.92	603.49	0.96
Reach-1	204874	25_year_Future	30000.00	5484.50	5491.69	5491.69	5494.77	0.002949	14.80	3189.60	610.95	0.98
Reach-1	204874	50_year_Future	38000.00	5484.50	5492.75	5492.75	5496.34	0.002874	15.85	3837.27	614.95	0.99
Reach-1	204874	100_year_Future	48000.00	5484.50	5493.89	5493.89	5498.13	0.002882	17.34	4537.83	619.25	1.01
Reach-1	204874	500_year_Future	69000.00	5484.50	5496.30	5496.30	5501.54	0.002637	19.40	6085.75	649.24	1.01
Reach-1	204374	2_year_Future	7100.00	5479.50	5483.08		5484.09	0.004922	8.04	888.18	258.09	0.75
Reach-1	204374	5_year_Future	13000.00	5479.50	5484.75	5483.93	5486.29	0.004546	9.99	1341.49	287.61	0.77
Reach-1	204374	10_year_Future	18000.00	5479.50	5485.74	5485.00	5487.81	0.004849	11.58	1634.71	305.21	0.82
Reach-1	204374	25_year_Future	30000.00	5479.50	5487.62	5487.21	5490.93	0.005479	14.70	2730.68	875.33	0.91
Reach-1	204374	50_year_Future	38000.00	5479.50	5488.77	5488.54	5492.76	0.005572	16.20	3507.40	680.50	0.94
Reach-1	204374	100_year_Future	48000.00	5479.50	5489.99	5489.98	5494.86	0.005788	17.94	4344.91	685.67	0.98
Reach-1	204374	500_year_Future	69000.00	5479.50	5492.69	5492.69	5498.83	0.005436	20.26	6208.62	698.99	0.99
Reach-1	203374	2_year_Future	7100.00	5475.50	5478.66	5478.49	5479.98	0.003438	9.20	772.03	248.83	0.92
Reach-1	203374	5_year_Future	13000.00	5475.50	5479.95	5479.95	5482.14	0.003691	11.88	1094.43	255.98	1.01
Reach-1	203374	10_year_Future	18000.00	5475.50	5481.01	5481.01	5483.72	0.003401	13.20	1381.19	282.57	1.00
Reach-1	203374	25_year_Future	30000.00	5475.50	5483.24	5483.24	5486.96	0.002966	15.51	2052.53	311.01	0.99
Reach-1	203374	50_year_Future	38000.00	5475.50	5484.50	5484.50	5488.85	0.002842	16.82	2448.21	316.58	0.99
Reach-1	203374	100_year_Future	48000.00	5475.50	5485.98	5485.98	5491.04	0.002696	18.15	2923.86	336.43	0.99
Reach-1	203374	500_year_Future	69000.00	5475.50	5488.88	5488.88	5495.12	0.002409	20.23	4065.63	449.96	0.98
Reach-1	202817	2_year_Future	7100.00	5473.50	5476.46	5476.46	5477.85	0.004230	9.46	750.39	271.88	1.00
Reach-1	202817	5_year_Future	13000.00	5473.50	5477.84	5477.84	5479.89	0.003701	11.50	1141.76	296.99	1.00
Reach-1	202817	10_year_Future	18000.00	5473.50	5478.83	5478.83	5481.37	0.003427	12.80	1442.25	306.65	1.00
Reach-1	202817	25_year_Future	30000.00	5473.50	5480.88	5480.88	5484.43	0.003065	15.16	2090.75	326.54	1.00
Reach-1	202817	50_year_Future	38000.00	5473.50	5482.12	5482.12	5486.24	0.002877	16.34	2509.18	350.47	0.99
Reach-1	202817	100_year_Future	48000.00	5473.50	5483.53	5483.53	5488.30	0.002716	17.61	3014.06	364.02	0.99
Reach-1	202817	500_year_Future	69000.00	5473.50	5486.15	5486.15	5492.17	0.002515	19.85	3996.43	387.11	0.99
Reach-1	202374	2_year_Future	7100.00	5471.50	5474.61	5474.38	5475.80	0.003229	8.78	810.88	289.88	0.89
Reach-1	202374	5_year_Future	13000.00	5471.50	5475.83	5475.76	5477.84	0.003469	11.38	1144.16	277.65	0.98
Reach-1	202374	10_year_Future	18000.00	5471.50	5476.76	5476.76	5479.34	0.003429	12.89	1409.34	295.45	1.00
Reach-1	202374	25_year_Future	30000.00	5471.50	5478.87	5478.87	5482.44	0.003016	15.20	2076.72	329.26	1.00

HEC-RAS Plan: FntnCrkFUT River: Fountain Creek Reach: Reach-1 (Continued)

Reach	River Sta	Profile	Q Total	Min Ch El	W.S. Elev	Crit W.S.	E.G. Elev	E.G. Slope	Vel Chnl	Flow Area	Top Width	Froude # Chl
			(cfs)	(ft)	(ft)	(ft)	(ft)	(ft/ft)	(ft/s)	(sq ft)	(ft)	
Reach-1	202374	50_year_Future	38000.00	5471.50	5480.09	5480.09	5484.25	0.002656	16.42	2484.68	334.82	0.99
Reach-1	202374	100_year_Future	48000.00	5471.50	5481.50	5481.50	5486.34	0.002719	17.74	2957.61	339.66	1.00
Reach-1	202374	500_year_Future	69000.00	5471.50	5484.14	5484.14	5490.29	0.002526	20.03	3867.51	349.34	1.00
Reach-1	201873	2_year_Future	7100.00	5469.50	5472.50	5472.50	5473.94	0.004181	9.63	736.95	257.11	1.00
Reach-1	201873	5_year_Future	13000.00	5469.50	5473.98	5473.98	5476.04	0.003704	11.51	1129.04	274.61	1.00
Reach-1	201873	10_year_Future	18000.00	5469.50	5475.02	5475.02	5477.49	0.003312	12.65	1550.67	410.19	0.98
Reach-1	201873	25_year_Future	30000.00	5469.50	5477.06	5477.06	5480.45	0.002950	14.91	2399.46	422.22	0.98
Reach-1	201873	50_year_Future	38000.00	5469.50	5478.21	5478.21	5482.18	0.002853	16.19	2888.03	428.61	0.99
Reach-1	201873	100_year_Future	48000.00	5469.50	5479.55	5479.55	5484.17	0.002735	17.51	3468.27	435.84	0.99
Reach-1	201873	500_year_Future	69000.00	5469.50	5482.22	5482.22	5487.93	0.002466	19.55	4719.48	765.61	0.98
Reach-1	201374	2_year_Future	7100.00	5467.50	5470.57	5470.42	5471.80	0.003528	8.90	799.70	326.83	0.92
Reach-1	201374	5_year_Future	13000.00	5467.50	5471.82	5471.82	5473.82	0.003563	11.36	1160.16	344.60	0.99
Reach-1	201374	10_year_Future	18000.00	5467.50	5472.80	5472.80	5475.30	0.003339	12.69	1470.21	383.77	0.99
Reach-1	201374	25_year_Future	30000.00	5467.50	5474.90	5474.90	5478.32	0.002906	14.89	2212.38	428.96	0.98
Reach-1	201374	50_year_Future	38000.00	5467.50	5476.07	5476.07	5480.09	0.002807	16.18	2639.96	451.10	0.99
Reach-1	201374	100_year_Future	48000.00	5467.50	5477.38	5477.38	5481.87	0.002644	17.30	3656.16	488.89	0.98
Reach-1	201374	500_year_Future	69000.00	5467.50	5480.25	5480.25	5485.57	0.002238	18.93	5440.74	789.33	0.94
Reach-1	200374	2_year_Future	7100.00	5463.50	5466.49	5466.49	5467.97	0.004127	9.75	728.00	246.75	1.00
Reach-1	200374	5_year_Future	13000.00	5463.50	5467.95	5467.95	5470.16	0.003662	11.95	1088.47	249.85	1.01
Reach-1	200374	10_year_Future	18000.00	5463.50	5469.03	5469.03	5471.76	0.003369	13.27	1374.33	277.87	1.00
Reach-1	200374	25_year_Future	30000.00	5463.50	5471.32	5471.32	5475.01	0.002873	15.48	2177.50	410.53	0.98
Reach-1	200374	50_year_Future	38000.00	5463.50	5472.64	5472.64	5476.87	0.002689	16.63	2746.28	450.42	0.97
Reach-1	200374	100_year_Future	48000.00	5463.50	5474.13	5474.13	5478.99	0.002536	17.88	3453.96	496.03	0.97
Reach-1	200374	500_year_Future	69000.00	5463.50	5476.87	5476.87	5482.92	0.002359	20.11	4950.61	610.09	0.97
Reach-1	199874	2_year_Future	7100.00	5461.50	5464.51	5464.47	5465.92	0.003978	9.53	744.80	255.58	0.98
Reach-1	199874	5_year_Future	13000.00	5461.50	5465.91	5465.91	5468.07	0.003626	11.81	1107.58	284.64	1.00
Reach-1	199874	10_year_Future	18000.00	5461.50	5467.00	5467.00	5469.61	0.003262	13.01	1501.64	379.61	0.99
Reach-1	199874	25_year_Future	30000.00	5461.50	5469.13	5469.13	5472.76	0.002923	15.38	2540.95	567.88	0.99
Reach-1	199874	50_year_Future	38000.00	5461.50	5470.39	5470.39	5474.59	0.002777	16.61	3265.59	585.99	0.99
Reach-1	199874	100_year_Future	48000.00	5461.50	5471.84	5471.84	5476.70	0.002634	17.91	4127.61	602.85	0.99
Reach-1	199874	500_year_Future	69000.00	5461.50	5474.48	5474.48	5480.67	0.002490	20.30	5801.98	787.63	1.00
Reach-1	199387	2_year_Future	7100.00	5459.50	5462.50	5462.48	5463.96	0.004063	9.71	731.02	248.58	1.00
Reach-1	199387	5_year_Future	13000.00	5459.50	5463.95	5463.95	5466.15	0.003589	11.92	1094.83	252.83	1.00
Reach-1	199387	10_year_Future	18000.00	5459.50	5465.04	5465.04	5467.74	0.003278	13.21	1424.52	370.11	0.99
Reach-1	199387	25_year_Future	30000.00	5459.50	5467.42	5467.42	5470.87	0.002641	15.06	2700.89	684.39	0.95
Reach-1	199387	50_year_Future	38000.00	5459.50	5468.83	5468.83	5472.58	0.002343	15.84	3765.20	782.61	0.92
Reach-1	199387	100_year_Future	48000.00	5459.50	5470.19	5470.19	5474.42	0.002265	17.06	4839.49	920.78	0.92
Reach-1	199387	500_year_Future	69000.00	5459.50	5473.01	5473.01	5477.60	0.001902	18.28	6550.41	1461.00	0.88
Reach-1	198874	2_year_Future	7100.00	5457.50	5460.44	5460.44	5461.82	0.004169	9.43	777.26	336.33	1.00
Reach-1	198874	5_year_Future	13000.00	5457.50	5461.81	5461.81	5463.83	0.003601	11.46	1265.75	376.14	0.99
Reach-1	198874	10_year_Future	18000.00	5457.50	5462.80	5462.80	5465.28	0.003337	12.73	1666.64	440.40	0.99
Reach-1	198874	25_year_Future	30000.00	5457.50	5465.10	5465.10	5468.19	0.002595	14.38	3145.85	822.10	0.93
Reach-1	198874	50_year_Future	38000.00	5457.50	5466.23	5466.23	5469.73	0.002485	15.44	4108.23	877.00	0.93
Reach-1	198874	100_year_Future	48000.00	5457.50	5467.46	5467.46	5471.46	0.002429	16.70	5223.17	942.01	0.94
Reach-1	198874	500_year_Future	69000.00	5457.50	5469.79	5469.79	5474.62	0.002285	18.68	7974.66	1513.46	0.95
Reach-1	198374	2_year_Future	7100.00	5453.50	5456.49	5456.48	5457.98	0.004134	9.79	726.09	247.89	1.00
Reach-1	198374	5_year_Future	13000.00	5453.50	5457.95	5457.95	5460.18	0.003637	12.00	1094.81	256.07	1.00
Reach-1	198374	10_year_Future	18000.00	5453.50	5459.07	5459.07	5461.78	0.003279	13.23	1516.12	438.77	0.99
Reach-1	198374	25_year_Future	30000.00	5453.50	5461.42	5461.42	5464.97	0.002717	15.25	2844.35	745.91	0.96
Reach-1	198374	50_year_Future	38000.00	5453.50	5462.92	5462.92	5466.73	0.002352	15.94	4174.49	1012.99	0.92
Reach-1	198374	100_year_Future	48000.00	5453.50	5464.46	5464.46	5468.56	0.002137	16.80	6082.87	1672.69	0.90
Reach-1	198374	500_year_Future	69000.00	5453.50	5466.90	5466.90	5471.79	0.002041	18.79	10492.92	1925.39	0.91
Reach-1	197874	2_year_Future	7100.00	5451.50	5454.51	5454.51	5455.94	0.003947	9.62	800.89	357.51	0.98
Reach-1	197874	5_year_Future	13000.00	5451.50	5455.93	5455.93	5458.04	0.003501	11.75	1310.17	358.89	0.99
Reach-1	197874	10_year_Future	18000.00	5451.50	5456.95	5456.95	5459.56	0.003303	13.11	1676.40	359.88	0.99
Reach-1	197874	25_year_Future	30000.00	5451.50	5459.07	5459.07	5462.70	0.002994	15.55	2484.94	404.28	1.00
Reach-1	197874	50_year_Future	38000.00	5451.50	5460.34	5460.34	5464.53	0.002825	16.77	3024.86	511.28	1.00
Reach-1	197874	100_year_Future	48000.00	5451.50	5461.99	5461.99	5466.57	0.002486	17.63	4026.46	702.52	0.96
Reach-1	197874	500_year_Future	69000.00	5451.50	5464.67	5464.67	5470.20	0.002276	19.64	5960.80	742.74	0.96
Reach-1	197374	2_year_Future	7100.00	5449.50	5452.39	5452.39	5453.74	0.004250	9.54	990.47	420.40	1.01
Reach-1	197374	5_year_Future	13000.00	5449.50	5453.75	5453.75	5455.71	0.003736	11.53	1611.26	495.11	1.01
Reach-1	197374	10_year_Future	18000.00	5449.50	5454.74	5454.74	5457.09	0.003380	12.69	2122.66	532.19	0.99
Reach-1	197374	25_year_Future	30000.00	5449.50	5456.71	5456.71	5459.89	0.003028	14.94	3266.75	656.45	0.99
Reach-1	197374	50_year_Future	38000.00	5449.50	5457.85	5457.85	5461.50	0.002877	16.10	4037.36	696.50	0.99
Reach-1	197374	100_year_Future	48000.00	5449.50	5459.06	5459.06	5463.33	0.002822	17.49	4893.33	709.99	1.01
Reach-1	197374	500_year_Future	69000.00	5449.50	5461.53	5461.53	5466.72	0.002569	19.49	6749.81	775.90	1.00
Reach-1	196874	2_year_Future	7100.00	5445.50	5448.48	5448.48	5449.97	0.004158	9.81	724.20	245.41	1.01
Reach-1	196874	5_year_Future	13000.00	5445.50	5449.96	5449.96	5452.18	0.003599	11.96	1094.00	265.88	1.00
Reach-1	196874	10_year_Future	18000.00	5445.50	5451.13	5451.13	5453.73	0.003118	13.01	1582.67	443.93	0.97
Reach-1	196874	25_year_Future	30000.00	5445.50	5453.33	5453.33	5456.83	0.002742	15.22	2628.85	490.46	0.96
Reach-1	196874	50_year_Future	38000.00	5445.50	5454.41	5454.41	5458.65	0.002815	16.81	3175.17	550.18	0.99

HEC-RAS Plan: FntnCrkFUT River: Fountain Creek Reach: Reach-1 (Continued)

Reach	River Sta	Profile	Q Total	Min Ch El	W.S. Elev	Crit W.S.	E.G. Elev	E.G. Slope	Vel Chnl	Flow Area	Top Width	Froude # Chl
			(cfs)	(ft)	(ft)	(ft)	(ft)	(ft/ft)	(ft/s)	(sq ft)	(ft)	
Reach-1	196874	100_year_Future	48000.00	5445.50	5455.56	5455.56	5460.76	0.002959	18.69	3676.01	671.77	1.04
Reach-1	196874	500_year_Future	69000.00	5445.50	5459.12	5459.12	5464.22	0.002025	18.94	7146.90	982.21	0.91
Reach-1	196374	2_year_Future	7100.00	5443.50	5447.70		5446.44	0.001294	6.88	1032.97	249.40	0.59
Reach-1	196374	5_year_Future	13000.00	5443.50	5448.77		5450.33	0.002033	10.03	1299.62	254.33	0.77
Reach-1	196374	10_year_Future	18000.00	5443.50	5449.35	5449.01	5451.77	0.002736	12.49	1449.47	258.45	0.91
Reach-1	196374	25_year_Future	30000.00	5443.50	5451.32	5451.32	5455.04	0.002847	15.49	2124.53	491.53	0.98
Reach-1	196374	50_year_Future	38000.00	5443.50	5452.81	5452.81	5456.87	0.002497	16.30	3037.23	739.84	0.94
Reach-1	196374	100_year_Future	48000.00	5443.50	5454.52	5454.52	5458.82	0.002156	16.96	4535.62	954.53	0.90
Reach-1	196374	500_year_Future	69000.00	5443.50	5457.09	5457.09	5462.20	0.002024	18.90	7060.88	1002.40	0.91
Reach-1	195874	2_year_Future	7100.00	5443.50	5446.17	5446.17	5447.33	0.004140	8.75	1040.95	613.10	0.98
Reach-1	195874	5_year_Future	13000.00	5443.50	5447.36	5447.36	5449.00	0.003557	10.53	1896.42	820.61	0.97
Reach-1	195874	10_year_Future	18000.00	5443.50	5448.25	5448.25	5450.15	0.003172	11.48	2667.37	894.82	0.95
Reach-1	195874	25_year_Future	30000.00	5443.50	5449.80	5449.80	5452.43	0.003070	13.74	4074.76	911.72	0.98
Reach-1	195874	50_year_Future	38000.00	5443.50	5450.71	5450.71	5453.76	0.003005	14.91	4905.32	914.99	0.99
Reach-1	195874	100_year_Future	48000.00	5443.50	5451.75	5451.75	5455.29	0.002944	16.18	5855.54	918.32	1.00
Reach-1	195874	500_year_Future	69000.00	5443.50	5453.57	5453.57	5458.17	0.002976	18.63	7531.69	925.96	1.04
Reach-1	194874	2_year_Future	7100.00	5435.01	5437.54	5437.54	5438.68	0.007057	8.55	830.69	369.30	1.00
Reach-1	194874	5_year_Future	13000.00	5435.01	5438.66	5438.66	5440.35	0.006205	10.43	1246.85	374.62	1.01
Reach-1	194874	10_year_Future	18000.00	5435.01	5439.47	5439.47	5441.57	0.005766	11.62	1551.53	377.17	1.01
Reach-1	194874	25_year_Future	30000.00	5435.01	5441.40	5441.16	5444.11	0.004487	13.22	2291.31	393.03	0.94
Reach-1	194874	50_year_Future	38000.00	5435.01	5443.39	5442.19	5445.80	0.002751	12.51	3581.29	1068.52	0.78
Reach-1	194874	100_year_Future	48000.00	5435.01	5445.80		5447.76	0.001662	11.57	6759.73	1378.61	0.63
Reach-1	194874	500_year_Future	69000.00	5435.01	5449.92		5451.55	0.000964	10.99	12677.32	1524.47	0.51
Reach-1	194374	2_year_Future	7100.00	5431.50	5435.98		5436.53	0.000962	6.08	1178.88	283.23	0.52
Reach-1	194374	5_year_Future	13000.00	5431.50	5437.38		5438.46	0.001240	8.35	1591.96	296.64	0.62
Reach-1	194374	10_year_Future	18000.00	5431.50	5438.30		5439.84	0.001445	9.95	1884.01	363.55	0.68
Reach-1	194374	25_year_Future	30000.00	5431.50	5439.66	5438.90	5442.58	0.002155	13.76	2414.70	420.33	0.86
Reach-1	194374	50_year_Future	38000.00	5431.50	5440.40	5440.11	5444.32	0.002569	15.93	2747.81	507.51	0.95
Reach-1	194374	100_year_Future	48000.00	5431.50	5441.54	5441.54	5446.42	0.002719	17.78	3452.51	733.23	1.00
Reach-1	194374	500_year_Future	69000.00	5431.50	5444.43	5444.43	5450.40	0.002370	19.71	6530.79	1366.45	0.97
Reach-1	193874	2_year_Future	7100.00	5431.50	5434.34	5434.34	5435.58	0.004363	8.93	800.19	345.43	1.00
Reach-1	193874	5_year_Future	13000.00	5431.50	5435.58	5435.58	5437.39	0.003726	10.83	1271.91	415.27	0.99
Reach-1	193874	10_year_Future	18000.00	5431.50	5436.47	5436.47	5438.70	0.003461	12.04	1661.41	480.85	0.99
Reach-1	193874	25_year_Future	30000.00	5431.50	5438.42	5438.42	5441.35	0.002864	13.88	2767.56	698.87	0.96
Reach-1	193874	50_year_Future	38000.00	5431.50	5439.47	5439.47	5442.82	0.002725	14.95	3528.00	747.91	0.96
Reach-1	193874	100_year_Future	48000.00	5431.50	5440.64	5440.64	5444.51	0.002634	16.17	4446.95	845.11	0.96
Reach-1	193874	500_year_Future	69000.00	5431.50	5443.14	5443.14	5447.54	0.002213	17.52	7126.62	1318.64	0.92
Reach-1	193374	2_year_Future	7100.00	5427.50	5431.08	5430.45	5431.76	0.003958	6.73	1356.03	654.00	0.66
Reach-1	193374	5_year_Future	13000.00	5427.50	5432.42		5433.41	0.003779	8.31	2279.56	727.43	0.69
Reach-1	193374	10_year_Future	18000.00	5427.50	5433.41		5434.59	0.003547	9.19	3003.90	732.65	0.69
Reach-1	193374	25_year_Future	30000.00	5427.50	5435.56		5437.05	0.003003	10.53	5043.21	1045.25	0.67
Reach-1	193374	50_year_Future	38000.00	5427.50	5436.83		5438.46	0.002739	11.14	6437.40	1170.78	0.66
Reach-1	193374	100_year_Future	48000.00	5427.50	5438.15		5439.98	0.002625	11.96	8090.89	1345.43	0.66
Reach-1	193374	500_year_Future	69000.00	5427.50	5440.44		5442.65	0.002528	13.42	11554.43	1845.42	0.67
Reach-1	192874	2_year_Future	7100.00	5425.50	5428.50	5428.50	5429.76	0.003810	9.05	929.51	617.24	0.96
Reach-1	192874	5_year_Future	13000.00	5425.50	5429.78	5429.78	5431.56	0.003345	10.93	1770.57	689.66	0.95
Reach-1	192874	10_year_Future	18000.00	5425.50	5430.67	5430.67	5432.82	0.003188	12.16	2391.46	709.74	0.96
Reach-1	192874	25_year_Future	30000.00	5425.50	5432.43	5432.43	5435.40	0.003018	14.50	3885.50	830.73	0.99
Reach-1	192874	50_year_Future	38000.00	5425.50	5433.48	5433.48	5436.88	0.002888	15.63	4696.31	1091.34	0.99
Reach-1	192874	100_year_Future	48000.00	5425.50	5434.92	5434.92	5438.52	0.002499	16.26	6494.61	1391.42	0.95
Reach-1	192874	500_year_Future	69000.00	5425.50	5437.28	5437.28	5441.29	0.002170	17.68	10170.81	1655.42	0.92
Reach-1	192374	2_year_Future	7100.00	5423.50	5426.38	5426.38	5427.65	0.004270	9.06	798.98	385.93	1.00
Reach-1	192374	5_year_Future	13000.00	5423.50	5427.70	5427.70	5429.46	0.003518	10.73	1468.79	572.10	0.97
Reach-1	192374	10_year_Future	18000.00	5423.50	5428.61	5428.61	5430.71	0.003207	11.82	2059.18	739.20	0.96
Reach-1	192374	25_year_Future	30000.00	5423.50	5430.46	5430.46	5433.19	0.002768	13.69	3606.63	973.75	0.94
Reach-1	192374	50_year_Future	38000.00	5423.50	5431.46	5431.46	5434.57	0.002659	14.75	4611.86	1028.89	0.94
Reach-1	192374	100_year_Future	48000.00	5423.50	5432.88	5432.88	5436.20	0.002308	15.40	6561.01	1586.03	0.91
Reach-1	192374	500_year_Future	69000.00	5423.50	5434.82	5434.82	5438.84	0.002255	17.35	9712.52	1654.40	0.92
Reach-1	191620	2_year_Future	7100.00	5419.50	5422.54	5422.45	5423.87	0.003796	9.24	768.29	267.04	0.98
Reach-1	191620	5_year_Future	13000.00	5419.50	5423.84	5423.84	5425.95	0.003672	11.86	1116.85	268.10	1.00
Reach-1	191620	10_year_Future	18000.00	5419.50	5424.90	5424.90	5427.47	0.003311	12.88	1452.11	375.02	0.99
Reach-1	191620	25_year_Future	30000.00	5419.50	5427.27	5427.27	5430.42	0.002529	14.42	2990.40	974.04	0.92
Reach-1	191620	50_year_Future	38000.00	5419.50	5427.86	5427.86	5432.09	0.003110	16.79	3596.94	1184.65	1.03
Reach-1	191620	100_year_Future	48000.00	5419.50	5430.14	5430.14	5433.54	0.001923	15.55	7414.31	1771.79	0.85
Reach-1	191620	500_year_Future	69000.00	5419.50	5432.14	5432.14	5436.23	0.001954	17.61	10989.45	1810.34	0.88
Reach-1	190874	2_year_Future	7100.00	5415.50	5419.10	5418.46	5420.01	0.006864	7.64	929.71	283.31	0.74
Reach-1	190874	5_year_Future	13000.00	5415.50	5420.62	5419.84	5422.03	0.006929	9.57	1425.06	391.99	0.77
Reach-1	190874	10_year_Future	18000.00	5415.50	5421.37	5420.88	5423.37	0.006223	11.38	1744.09	450.93	0.85
Reach-1	190874	25_year_Future	30000.00	5415.50	5423.37	5423.37	5425.99	0.007744	13.35	3718.29	1282.17	0.85
Reach-1	190874	50_year_Future	38000.00	5415.50	5424.50	5424.50	5427.37	0.007383	14.22	5263.47	1469.52	0.85
Reach-1	190874	100_year_Future	48000.00	5415.50	5425.58	5425.58	5428.78	0.007412	15.34	6871.58	1519.00	0.88

HEC-RAS Plan: FntnCrkFUT River: Fountain Creek Reach: Reach-1 (Continued)

Reach	River Sta	Profile	Q Total	Min Ch El	W.S. Elev	Crit W.S.	E.G. Elev	E.G. Slope	Vel Chnl	Flow Area	Top Width	Froude # Chl
			(cfs)	(ft)	(ft)	(ft)	(ft)	(ft/ft)	(ft/s)	(sq ft)	(ft)	
Reach-1	190874	500_year_Future	69000.00	5415.50	5428.11		5431.40	0.006144	16.17	11199.66	1859.61	0.81
Reach-1	190374	2_year_Future	7100.00	5413.50	5416.59	5416.38	5417.88	0.003313	8.39	926.94	544.00	0.89
Reach-1	190374	5_year_Future	13000.00	5413.50	5417.67	5417.67	5419.53	0.003669	10.99	1705.58	907.89	0.99
Reach-1	190374	10_year_Future	18000.00	5413.50	5418.61	5418.61	5420.85	0.003328	12.12	2772.92	1264.14	0.98
Reach-1	190374	25_year_Future	30000.00	5413.50	5420.53	5420.53	5423.55	0.002885	14.15	5503.61	1785.81	0.96
Reach-1	190374	50_year_Future	38000.00	5413.50	5421.79	5421.79	5424.98	0.002484	14.72	7649.99	1879.17	0.92
Reach-1	190374	100_year_Future	48000.00	5413.50	5422.94	5422.94	5426.56	0.002408	15.86	10022.45	1890.20	0.93
Reach-1	190374	500_year_Future	69000.00	5413.50	5424.99	5424.99	5429.48	0.002361	17.99	13922.71	1924.38	0.95
Reach-1	189874	2_year_Future	7100.00	5411.50	5414.50	5414.50	5415.86	0.003891	9.39	889.94	665.28	0.97
Reach-1	189874	5_year_Future	13000.00	5411.50	5416.12	5416.12	5417.68	0.002615	10.35	2768.38	1677.79	0.86
Reach-1	189874	10_year_Future	18000.00	5411.50	5416.95	5416.95	5418.75	0.002554	11.45	4274.16	1887.18	0.87
Reach-1	189874	25_year_Future	30000.00	5411.50	5418.51	5418.51	5420.84	0.002552	13.57	7381.71	2131.10	0.91
Reach-1	189874	50_year_Future	38000.00	5411.50	5419.33	5419.33	5422.02	0.002620	14.83	9116.19	2140.34	0.94
Reach-1	189874	100_year_Future	48000.00	5411.50	5420.30	5420.30	5423.34	0.002633	16.07	11186.65	2149.13	0.96
Reach-1	189874	500_year_Future	69000.00	5411.50	5422.00	5422.00	5425.81	0.002724	18.42	14849.19	2162.96	1.01
Reach-1	189333	2_year_Future	7100.00	5409.50	5412.34	5412.34	5413.49	0.004127	8.78	1142.43	769.81	0.98
Reach-1	189333	5_year_Future	13000.00	5409.50	5413.53	5413.53	5415.12	0.003523	10.51	2175.93	964.36	0.96
Reach-1	189333	10_year_Future	18000.00	5409.50	5414.67	5414.67	5416.27	0.002572	10.74	3921.09	1943.15	0.86
Reach-1	189333	25_year_Future	30000.00	5409.50	5416.05	5416.05	5418.12	0.002592	12.75	6762.76	2175.87	0.90
Reach-1	189333	50_year_Future	38000.00	5409.50	5416.83	5416.83	5419.14	0.002586	13.77	8492.73	2289.06	0.92
Reach-1	189333	100_year_Future	48000.00	5409.50	5417.74	5417.74	5420.26	0.002506	14.71	10636.50	2421.82	0.92
Reach-1	189333	500_year_Future	69000.00	5409.50	5419.17	5419.17	5422.28	0.002634	16.84	14109.34	2441.46	0.97
Reach-1	187874	2_year_Future	7100.00	5401.50	5404.46	5404.46	5405.90	0.004222	9.64	738.02	269.05	1.01
Reach-1	187874	5_year_Future	13000.00	5401.50	5405.97	5405.97	5407.96	0.003334	11.37	1384.82	576.37	0.96
Reach-1	187874	10_year_Future	18000.00	5401.50	5407.03	5407.03	5409.36	0.002990	12.44	2085.39	753.96	0.94
Reach-1	187874	25_year_Future	30000.00	5401.50	5409.10	5409.10	5412.01	0.002546	14.25	3931.36	952.33	0.92
Reach-1	187874	50_year_Future	38000.00	5401.50	5410.02	5410.02	5413.48	0.002651	15.71	4812.29	964.54	0.98
Reach-1	187874	100_year_Future	48000.00	5401.50	5411.24	5411.24	5415.20	0.002576	16.97	6056.03	1059.43	0.96
Reach-1	187874	500_year_Future	69000.00	5401.50	5414.02	5414.02	5418.35	0.002098	18.13	9751.68	1465.10	0.91
Reach-1	187374	2_year_Future	7100.00	5399.50	5402.88		5403.84	0.002566	7.87	905.39	341.49	0.80
Reach-1	187374	5_year_Future	13000.00	5399.50	5404.15	5403.82	5405.68	0.002612	10.00	1644.44	772.57	0.85
Reach-1	187374	10_year_Future	18000.00	5399.50	5405.12		5406.94	0.002419	11.02	2400.41	783.56	0.85
Reach-1	187374	25_year_Future	30000.00	5399.50	5407.01		5409.45	0.002236	13.01	3868.16	792.29	0.86
Reach-1	187374	50_year_Future	38000.00	5399.50	5408.15		5410.91	0.002121	13.97	4769.87	797.73	0.86
Reach-1	187374	100_year_Future	48000.00	5399.50	5409.19		5412.54	0.002216	15.47	5627.70	802.91	0.89
Reach-1	187374	500_year_Future	69000.00	5399.50	5410.37	5409.76	5415.95	0.003131	19.90	6624.84	1004.81	1.08
Reach-1	186874	2_year_Future	7100.00	5398.32	5401.88		5402.68	0.001944	7.33	1372.97	624.50	0.70
Reach-1	186874	5_year_Future	13000.00	5398.32	5402.87		5404.36	0.002629	10.13	2101.73	764.42	0.86
Reach-1	186874	10_year_Future	18000.00	5398.32	5403.55		5405.58	0.002990	11.90	2624.29	772.13	0.93
Reach-1	186874	25_year_Future	30000.00	5398.32	5405.17	5405.17	5408.10	0.003062	14.51	3900.61	803.31	0.99
Reach-1	186874	50_year_Future	38000.00	5398.32	5406.13	5406.13	5409.58	0.003064	15.87	4678.64	830.19	1.01
Reach-1	186874	100_year_Future	48000.00	5398.32	5407.56	5407.56	5411.29	0.002665	16.61	6013.22	1026.62	0.97
Reach-1	186874	500_year_Future	69000.00	5398.32	5409.95	5409.95	5414.22	0.002329	18.15	9022.07	1559.64	0.95
Reach-1	186374	2_year_Future	7100.00	5397.50	5400.23	5400.21	5401.31	0.003953	8.35	953.61	822.49	0.95
Reach-1	186374	5_year_Future	13000.00	5397.50	5401.34	5401.34	5402.86	0.003480	10.09	1873.88	849.72	0.95
Reach-1	186374	10_year_Future	18000.00	5397.50	5402.08	5402.08	5403.94	0.003355	11.27	2518.55	888.46	0.96
Reach-1	186374	25_year_Future	30000.00	5397.50	5403.65	5403.65	5406.13	0.003059	13.27	4017.71	1004.14	0.97
Reach-1	186374	50_year_Future	38000.00	5397.50	5404.54	5404.54	5407.41	0.002961	14.35	4958.05	1120.75	0.98
Reach-1	186374	100_year_Future	48000.00	5397.50	5405.54	5405.54	5408.84	0.002873	15.51	6145.32	1246.84	0.98
Reach-1	186374	500_year_Future	69000.00	5397.50	5407.46	5407.46	5411.46	0.002672	17.35	8760.68	1487.35	0.99
Reach-1	185874	2_year_Future	7100.00	5395.50	5398.29	5398.28	5399.31	0.003978	8.24	1235.16	821.21	0.95
Reach-1	185874	5_year_Future	13000.00	5395.50	5399.31	5399.31	5400.79	0.003730	10.14	2074.64	835.10	0.98
Reach-1	185874	10_year_Future	18000.00	5395.50	5400.02	5400.02	5401.86	0.003617	11.37	2677.58	844.93	0.99
Reach-1	185874	25_year_Future	30000.00	5395.50	5401.51	5401.51	5404.05	0.003384	13.54	3950.22	863.15	1.01
Reach-1	185874	50_year_Future	38000.00	5395.50	5402.36	5402.36	5405.35	0.003329	14.76	4884.23	892.05	1.03
Reach-1	185874	100_year_Future	48000.00	5395.50	5403.42	5403.42	5406.63	0.003130	15.84	5692.66	1014.92	1.02
Reach-1	185874	500_year_Future	69000.00	5395.50	5405.40	5405.40	5409.56	0.002839	17.68	7933.55	1245.28	1.01
Reach-1	185374	2_year_Future	7100.00	5393.50	5396.21	5396.18	5397.30	0.004044	8.38	946.13	578.81	0.96
Reach-1	185374	5_year_Future	13000.00	5393.50	5397.30	5397.30	5398.91	0.003709	10.33	1604.56	632.10	0.98
Reach-1	185374	10_year_Future	18000.00	5393.50	5398.14	5398.14	5400.08	0.003364	11.37	2167.97	775.92	0.97
Reach-1	185374	25_year_Future	30000.00	5393.50	5399.73	5399.73	5402.38	0.003102	13.47	3420.47	799.22	0.98
Reach-1	185374	50_year_Future	38000.00	5393.50	5400.65	5400.65	5403.72	0.003000	14.59	4159.43	811.78	0.99
Reach-1	185374	100_year_Future	48000.00	5393.50	5401.64	5401.64	5405.25	0.002978	15.92	4988.55	821.61	1.00
Reach-1	185374	500_year_Future	69000.00	5393.50	5403.90	5403.90	5408.13	0.002528	17.38	7293.93	1263.70	0.97
Reach-1	184879	2_year_Future	7100.00	5391.54	5394.06	5394.06	5395.18	0.004528	8.49	836.80	380.14	1.00
Reach-1	184879	5_year_Future	13000.00	5391.54	5395.19	5395.19	5396.81	0.003838	10.27	1357.68	542.70	0.99
Reach-1	184879	10_year_Future	18000.00	5391.54	5396.08	5396.08	5397.98	0.003294	11.13	1955.87	814.12	0.95
Reach-1	184879	25_year_Future	30000.00	5391.54	5397.66	5397.66	5400.22	0.003002	13.12	3252.27	828.06	0.96
Reach-1	184879	50_year_Future	38000.00	5391.54	5398.55	5398.55	5401.51	0.002912	14.21	3993.22	834.91	0.97
Reach-1	184879	100_year_Future	48000.00	5391.54	5399.60	5399.60	5402.99	0.002782	15.30	4875.59	842.99	0.97
Reach-1	184879	500_year_Future	69000.00	5391.54	5401.72	5401.72	5405.81	0.002478	16.96	7032.74	1188.23	0.95

HEC-RAS Plan: FntnCrkFUT River: Fountain Creek Reach: Reach-1 (Continued)

Reach	River Sta	Profile	Q Total	Min Ch El	W.S. Elev	Crit W.S.	E.G. Elev	E.G. Slope	Vel Chnl	Flow Area	Top Width	Froude # Chl
			(cfs)	(ft)	(ft)	(ft)	(ft)	(ft/ft)	(ft/s)	(sq ft)	(ft)	
Reach-1	184374	2_year_Future	7100.00	5389.50	5391.77	5391.77	5392.76	0.004698	7.96	891.73	458.53	1.00
Reach-1	184374	5_year_Future	13000.00	5389.50	5392.77	5392.77	5394.18	0.003919	9.57	1534.97	701.72	0.98
Reach-1	184374	10_year_Future	18000.00	5389.50	5393.47	5393.47	5395.18	0.003638	10.62	2028.38	718.98	0.98
Reach-1	184374	25_year_Future	30000.00	5389.50	5394.87	5394.87	5397.24	0.003306	12.57	3107.62	804.34	0.98
Reach-1	184374	50_year_Future	38000.00	5389.50	5395.69	5395.69	5398.44	0.003159	13.58	3774.82	820.41	0.99
Reach-1	184374	100_year_Future	48000.00	5389.50	5396.64	5396.64	5399.81	0.003010	14.65	4563.20	839.00	0.99
Reach-1	184374	500_year_Future	69000.00	5389.50	5397.91	5397.91	5402.45	0.003473	17.63	5640.46	870.68	1.09
Reach-1	183874	2_year_Future	7100.00	5386.61	5388.94	5388.94	5389.80	0.004564	7.59	1252.11	891.78	0.98
Reach-1	183874	5_year_Future	13000.00	5386.61	5389.80	5389.80	5391.06	0.004122	9.29	2038.38	928.64	0.99
Reach-1	183874	10_year_Future	18000.00	5386.61	5390.41	5390.41	5391.98	0.003937	10.38	2602.97	932.34	1.00
Reach-1	183874	25_year_Future	30000.00	5386.61	5391.66	5391.66	5393.83	0.003649	12.37	3778.03	944.09	1.02
Reach-1	183874	50_year_Future	38000.00	5386.61	5392.40	5392.40	5394.93	0.003502	13.39	4483.11	953.08	1.02
Reach-1	183874	100_year_Future	48000.00	5386.61	5393.27	5393.27	5396.20	0.003335	14.46	5315.85	961.10	1.02
Reach-1	183874	500_year_Future	69000.00	5386.61	5394.87	5394.87	5398.60	0.003148	16.37	6880.41	968.89	1.03
Reach-1	183374	2_year_Future	7100.00	5383.50	5387.09	5386.53	5387.57	0.002888	5.69	1735.62	1159.19	0.65
Reach-1	183374	5_year_Future	13000.00	5383.50	5387.94	5387.44	5388.72	0.003221	7.37	2722.78	1161.74	0.72
Reach-1	183374	10_year_Future	18000.00	5383.50	5388.55		5389.54	0.003336	8.41	3428.37	1163.36	0.76
Reach-1	183374	25_year_Future	30000.00	5383.50	5389.76		5391.21	0.003510	10.35	4837.38	1166.60	0.81
Reach-1	183374	50_year_Future	38000.00	5383.50	5390.45		5392.19	0.003586	11.40	5645.18	1168.45	0.84
Reach-1	183374	100_year_Future	48000.00	5383.50	5391.07		5393.28	0.003991	12.88	6373.69	1170.11	0.90
Reach-1	183374	500_year_Future	69000.00	5383.50	5392.89		5395.53	0.003472	14.19	8510.38	1198.28	0.87
Reach-1	183091	2_year_Future	7100.00	5383.50	5385.70	5385.70	5386.52	0.004587	7.53	1479.97	1188.66	0.98
Reach-1	183091	5_year_Future	13000.00	5383.50	5386.54	5386.54	5387.66	0.004041	8.97	2579.56	1329.07	0.98
Reach-1	183091	10_year_Future	18000.00	5383.50	5387.09	5387.09	5388.47	0.003957	10.06	3303.60	1330.74	1.00
Reach-1	183091	25_year_Future	30000.00	5383.50	5388.20	5388.20	5390.13	0.003795	12.05	4790.24	1334.15	1.03
Reach-1	183091	50_year_Future	38000.00	5383.50	5388.86	5388.86	5391.11	0.003700	13.09	5687.09	1336.16	1.04
Reach-1	183091	100_year_Future	48000.00	5383.50	5389.61	5389.61	5392.25	0.003202	13.70	6940.74	1339.43	0.99
Reach-1	183091	500_year_Future	69000.00	5383.50	5392.40		5394.72	0.001906	13.47	10429.32	1379.66	0.82
Reach-1	182633	2_year_Future	7100.00	5380.53	5383.59		5384.03	0.001560	5.47	1994.38	1175.19	0.60
Reach-1	182633	5_year_Future	13000.00	5380.53	5384.77		5385.38	0.001349	6.56	3470.37	1273.35	0.60
Reach-1	182633	10_year_Future	18000.00	5380.53	5385.65		5386.36	0.001220	7.18	4589.26	1275.59	0.59
Reach-1	182633	25_year_Future	30000.00	5380.53	5387.56		5388.45	0.001004	8.20	7026.12	1280.46	0.57
Reach-1	182633	50_year_Future	38000.00	5380.53	5388.73		5389.72	0.000907	8.70	8522.63	1282.95	0.55
Reach-1	182633	100_year_Future	48000.00	5380.53	5390.07		5391.18	0.000828	9.25	10250.03	1285.26	0.54
Reach-1	182633	500_year_Future	69000.00	5380.53	5392.55		5393.91	0.000743	10.30	13448.38	1304.74	0.53
Reach-1	180874	2_year_Future	7100.00	5375.50	5378.45	5378.45	5379.76	0.004062	9.20	825.93	419.28	0.98
Reach-1	180874	5_year_Future	13000.00	5375.50	5379.80	5379.80	5381.67	0.003444	11.09	1425.92	469.53	0.97
Reach-1	180874	10_year_Future	18000.00	5375.50	5380.92	5380.92	5383.07	0.002872	11.92	2186.71	901.09	0.92
Reach-1	180874	25_year_Future	30000.00	5375.50	5382.75	5382.75	5385.56	0.002647	13.98	3897.02	981.19	0.93
Reach-1	180874	50_year_Future	38000.00	5375.50	5383.73	5383.73	5386.97	0.002614	15.17	4855.99	979.49	0.94
Reach-1	180874	100_year_Future	48000.00	5375.50	5384.96	5384.96	5388.59	0.002483	16.26	6114.29	1093.46	0.94
Reach-1	180874	500_year_Future	69000.00	5375.50	5387.10	5387.10	5391.47	0.002355	18.20	8703.92	1325.43	0.95
Reach-1	180297	2_year_Future	7100.00	5371.53	5374.98		5375.94	0.002365	7.90	914.78	322.92	0.77
Reach-1	180297	5_year_Future	13000.00	5371.53	5376.15	5375.81	5377.88	0.002804	10.57	1398.31	672.87	0.88
Reach-1	180297	10_year_Future	18000.00	5371.53	5377.00	5376.96	5379.22	0.002902	12.08	1976.96	683.87	0.93
Reach-1	180297	25_year_Future	30000.00	5371.53	5378.88	5378.88	5381.90	0.002735	14.36	3321.68	845.29	0.95
Reach-1	180297	50_year_Future	38000.00	5371.53	5379.98	5379.98	5383.40	0.002608	15.43	4389.43	1087.32	0.95
Reach-1	180297	100_year_Future	48000.00	5371.53	5381.58	5381.58	5385.10	0.002178	15.87	6442.90	1291.94	0.89
Reach-1	180297	500_year_Future	69000.00	5371.53	5383.67	5383.67	5387.95	0.002156	17.93	9272.50	1463.25	0.91
Reach-1	179677	2_year_Future	7100.00	5370.00	5372.69	5372.69	5373.97	0.004319	9.10	796.20	329.45	1.00
Reach-1	179677	5_year_Future	13000.00	5370.00	5373.96	5373.96	5375.86	0.003750	11.10	1219.25	336.62	1.00
Reach-1	179677	10_year_Future	18000.00	5370.00	5374.87	5374.87	5377.24	0.003502	12.36	1529.40	340.55	1.00
Reach-1	179677	25_year_Future	30000.00	5370.00	5377.05	5377.05	5380.05	0.002709	14.00	2815.40	953.18	0.94
Reach-1	179677	50_year_Future	38000.00	5370.00	5378.24	5378.24	5381.52	0.002450	14.81	4113.24	1224.60	0.92
Reach-1	179677	100_year_Future	48000.00	5370.00	5379.51	5379.51	5383.11	0.002278	15.73	5849.94	1513.48	0.91
Reach-1	179677	500_year_Future	69000.00	5370.00	5381.77	5381.77	5385.77	0.002015	17.09	9533.74	1656.37	0.88
Reach-1	178345	2_year_Future	7600.00	5363.50	5366.36	5366.36	5367.63	0.004325	9.06	839.64	336.95	1.00
Reach-1	178345	5_year_Future	13000.00	5363.50	5367.45	5367.45	5369.27	0.003826	10.82	1217.32	354.91	1.00
Reach-1	178345	10_year_Future	18000.00	5363.50	5368.34	5368.34	5370.58	0.003513	12.01	1555.03	423.70	1.00
Reach-1	178345	25_year_Future	32000.00	5363.50	5370.45	5370.45	5373.67	0.003051	14.46	2497.42	536.20	0.99
Reach-1	178345	50_year_Future	40000.00	5363.50	5371.62	5371.62	5375.18	0.002741	15.26	3231.81	679.61	0.96
Reach-1	178345	100_year_Future	51000.00	5363.50	5373.17	5373.17	5377.03	0.002360	15.99	4491.99	1145.65	0.92
Reach-1	178345	500_year_Future	74000.00	5363.50	5375.80	5375.80	5380.09	0.001980	17.27	8504.20	1633.72	0.88
Reach-1	177874	2_year_Future	7600.00	5361.50	5364.37	5364.30	5365.65	0.003940	9.09	836.20	306.05	0.97
Reach-1	177874	5_year_Future	13000.00	5361.50	5365.47	5365.47	5367.37	0.003802	11.04	1178.05	313.52	1.00
Reach-1	177874	10_year_Future	18000.00	5361.50	5366.40	5366.40	5368.73	0.003493	12.24	1505.70	398.33	1.00
Reach-1	177874	25_year_Future	32000.00	5361.50	5368.73	5368.73	5371.88	0.002788	14.33	2772.99	812.29	0.95
Reach-1	177874	50_year_Future	40000.00	5361.50	5370.02	5370.02	5373.33	0.002393	14.85	4087.26	1230.11	0.91
Reach-1	177874	100_year_Future	51000.00	5361.50	5371.32	5371.32	5375.01	0.002259	15.90	5721.51	1277.40	0.90
Reach-1	177874	500_year_Future	74000.00	5361.50	5373.51	5373.51	5378.02	0.002198	17.97	8609.14	1362.91	0.92

HEC-RAS Plan: FntnCrkFUT River: Fountain Creek Reach: Reach-1 (Continued)

Reach	River Sta	Profile	Q Total	Min Ch El	W.S. Elev	Crit W.S.	E.G. Elev	E.G. Slope	Vel Chnl	Flow Area	Top Width	Froude # Chl
			(cfs)	(ft)	(ft)	(ft)	(ft)	(ft/ft)	(ft/s)	(sq ft)	(ft)	
Reach-1	177374	2_year_Future	7600.00	5359.50	5363.06		5363.61	0.003400	5.95	1294.60	462.13	0.61
Reach-1	177374	5_year_Future	13000.00	5359.50	5364.21		5365.03	0.003307	7.30	1842.08	494.92	0.63
Reach-1	177374	10_year_Future	18000.00	5359.50	5364.99		5366.10	0.003518	8.46	2326.62	730.09	0.67
Reach-1	177374	25_year_Future	32000.00	5359.50	5366.88		5368.53	0.003514	10.51	4253.64	1282.10	0.71
Reach-1	177374	50_year_Future	40000.00	5359.50	5367.88		5369.67	0.003278	11.12	5545.40	1308.81	0.70
Reach-1	177374	100_year_Future	51000.00	5359.50	5369.13		5371.09	0.003031	11.81	7264.58	1415.47	0.69
Reach-1	177374	500_year_Future	74000.00	5359.50	5371.46		5373.66	0.002652	12.87	10708.51	1508.50	0.67
Reach-1	176874	2_year_Future	7600.00	5357.50	5360.48	5360.48	5361.73	0.003878	8.99	965.65	656.05	0.96
Reach-1	176874	5_year_Future	13000.00	5357.50	5361.60	5361.60	5363.27	0.003399	10.58	1768.27	783.92	0.95
Reach-1	176874	10_year_Future	18000.00	5357.50	5362.63	5362.63	5364.46	0.002787	11.23	2887.68	1273.54	0.90
Reach-1	176874	25_year_Future	32000.00	5357.50	5364.41	5364.41	5366.92	0.002687	13.58	5200.83	1353.08	0.93
Reach-1	176874	50_year_Future	40000.00	5357.50	5365.26	5365.26	5368.10	0.002662	14.65	6388.51	1445.98	0.94
Reach-1	176874	100_year_Future	51000.00	5357.50	5366.32	5366.32	5369.58	0.002614	15.86	7992.00	1562.67	0.96
Reach-1	176874	500_year_Future	74000.00	5357.50	5368.26	5368.26	5372.19	0.002538	17.90	11223.45	1774.85	0.97
Reach-1	176374	2_year_Future	7600.00	5355.50	5358.96	5358.28	5359.59	0.001796	6.40	1259.37	561.96	0.66
Reach-1	176374	5_year_Future	13000.00	5355.50	5360.25	5359.25	5361.11	0.001493	7.47	2123.31	802.80	0.64
Reach-1	176374	10_year_Future	18000.00	5355.50	5361.25	5360.06	5362.27	0.001364	8.23	2951.50	854.05	0.64
Reach-1	176374	25_year_Future	32000.00	5355.50	5363.62	5361.78	5365.00	0.001155	9.72	5571.68	1306.01	0.62
Reach-1	176374	50_year_Future	40000.00	5355.50	5364.75	5362.77	5366.28	0.001084	10.34	7075.78	1423.85	0.62
Reach-1	176374	100_year_Future	51000.00	5355.50	5365.97	5363.95	5367.75	0.001089	11.31	8836.03	1550.86	0.63
Reach-1	176374	500_year_Future	74000.00	5355.50	5367.91	5365.86	5370.29	0.001188	13.30	11926.82	1798.13	0.68
Reach-1	175874	2_year_Future	7600.00	5353.50	5357.58	5356.48	5358.26	0.004258	6.62	1152.28	374.08	0.60
Reach-1	175874	5_year_Future	13000.00	5353.50	5358.76	5357.74	5359.84	0.004895	8.43	1790.13	642.23	0.68
Reach-1	175874	10_year_Future	18000.00	5353.50	5359.46	5358.78	5360.98	0.005818	10.06	2220.74	752.32	0.75
Reach-1	175874	25_year_Future	32000.00	5353.50	5360.99	5360.91	5363.68	0.007607	13.55	3384.58	993.33	0.90
Reach-1	175874	50_year_Future	40000.00	5353.50	5361.94	5361.94	5364.99	0.007473	14.61	4254.11	1128.93	0.91
Reach-1	175874	100_year_Future	51000.00	5353.50	5363.40	5363.40	5366.53	0.006380	15.09	5830.52	1348.60	0.86
Reach-1	175874	500_year_Future	74000.00	5353.50	5366.04	5365.42	5369.15	0.004979	15.70	9371.97	1727.01	0.80
Reach-1	175120	2_year_Future	7600.00	5351.80	5354.41	5354.31	5355.30	0.003589	7.69	1222.32	708.25	0.90
Reach-1	175120	5_year_Future	13000.00	5351.80	5355.18	5355.18	5356.56	0.003836	9.66	1773.49	741.25	0.98
Reach-1	175120	10_year_Future	18000.00	5351.80	5355.88	5355.88	5357.57	0.003585	10.73	2288.13	1112.00	0.98
Reach-1	175120	25_year_Future	32000.00	5351.80	5357.50	5357.50	5359.98	0.003322	13.11	3509.68	1314.08	1.00
Reach-1	175120	50_year_Future	40000.00	5351.80	5361.11	5358.17	5362.39	0.000883	9.53	6918.98	1726.17	0.56
Reach-1	175120	100_year_Future	51000.00	5351.80	5363.66	5359.58	5364.61	0.000589	9.19	10181.39	2034.58	0.48
Reach-1	175120	500_year_Future	74000.00	5351.80	5366.74	5361.48	5367.74	0.000428	9.18	21527.28	2418.22	0.42
Reach-1	173995	2_year_Future	7600.00	5347.50	5350.13	5350.13	5351.12	0.003839	8.13	1266.25	898.84	0.93
Reach-1	173995	5_year_Future	13000.00	5347.50	5351.03	5351.03	5352.35	0.003472	9.59	2103.84	981.67	0.94
Reach-1	173995	10_year_Future	18000.00	5347.50	5352.25	5351.69	5353.42	0.002105	9.24	3328.56	1076.87	0.77
Reach-1	173995	25_year_Future	32000.00	5347.50	5357.04	5353.26	5357.72	0.000502	7.33	8492.31	1804.71	0.42
Reach-1	173995	50_year_Future	40000.00	5347.50	5361.25	5354.00	5361.72	0.000212	6.11	13414.34	1975.92	0.29
Reach-1	173995	100_year_Future	51000.00	5347.50	5363.76	5355.01	5364.27	0.000188	6.46	16884.28	2214.32	0.28
Reach-1	173995	500_year_Future	74000.00	5347.50	5366.79	5356.75	5367.31	0.000172	6.93	30917.45	2477.52	0.28
Reach-1	173110	2_year_Future	7600.00	5340.52	5347.56	5345.80	5348.16	0.000846	6.42	1707.03	523.79	0.50
Reach-1	173110	5_year_Future	13000.00	5340.52	5349.82	5347.17	5350.56	0.000663	7.25	3049.41	634.17	0.47
Reach-1	173110	10_year_Future	18000.00	5340.52	5351.61	5348.35	5352.44	0.000578	7.82	4216.55	658.92	0.45
Reach-1	173110	25_year_Future	32000.00	5340.52	5356.34	5350.75	5357.26	0.000396	8.54	8198.93	2113.82	0.40
Reach-1	173110	50_year_Future	40000.00	5340.52	5360.77	5351.84	5361.46	0.000219	7.62	12205.88	2533.11	0.31
Reach-1	173110	100_year_Future	51000.00	5340.52	5363.16	5353.42	5363.99	0.000225	8.39	14414.35	2767.57	0.32
Reach-1	173110	500_year_Future	74000.00	5340.52	5366.65	5356.21	5367.16	0.000153	7.68	39435.28	3096.09	0.27
Reach-1	172976		Bridge									
Reach-1	172924	2_year_Future	7600.00	5340.54	5346.67	5345.79	5347.63	0.001702	7.94	1080.87	284.39	0.68
Reach-1	172924	5_year_Future	13000.00	5340.54	5348.62	5347.11	5349.90	0.001377	9.21	1645.20	296.94	0.66
Reach-1	172924	10_year_Future	18000.00	5340.54	5349.98	5348.12	5351.81	0.001341	10.39	2058.27	308.95	0.67
Reach-1	172924	25_year_Future	32000.00	5340.54	5354.18	5350.89	5356.20	0.000935	11.68	4250.25	1857.16	0.60
Reach-1	172924	50_year_Future	40000.00	5340.54	5356.66	5352.34	5358.49	0.000690	11.40	6501.57	2111.36	0.53
Reach-1	172924	100_year_Future	51000.00	5340.54	5354.83	5354.83	5359.24	0.001925	17.37	4840.94	1921.95	0.87
Reach-1	172924	500_year_Future	74000.00	5340.54	5363.19	5357.60	5364.45	0.000379	10.87	21027.22	2757.22	0.42
Reach-1	172824	2_year_Future	7600.00	5340.10	5346.61	5345.15	5347.42	0.001140	7.24	1156.71	265.26	0.57
Reach-1	172824	5_year_Future	13000.00	5340.10	5348.54	5346.60	5349.73	0.001101	8.85	1678.74	277.59	0.60
Reach-1	172824	10_year_Future	18000.00	5340.10	5349.87	5347.77	5351.46	0.001158	10.22	2056.29	287.60	0.63
Reach-1	172824	25_year_Future	32000.00	5340.10	5354.16	5350.57	5356.05	0.000825	11.42	5476.84	1835.83	0.57
Reach-1	172824	50_year_Future	40000.00	5340.10	5356.68	5352.45	5358.34	0.000605	11.06	9023.86	2212.96	0.50
Reach-1	172824	100_year_Future	51000.00	5340.10	5354.77	5354.77	5358.92	0.001729	17.06	6319.29	1945.33	0.83
Reach-1	172824	500_year_Future	74000.00	5340.10	5363.23	5357.46	5364.33	0.000334	10.46	28304.82	2969.38	0.40
Reach-1	172697		Bridge									
Reach-1	172550	2_year_Future	7600.00	5339.89	5344.95	5344.95	5346.61	0.003720	10.36	765.06	342.49	0.98
Reach-1	172550	5_year_Future	13000.00	5339.89	5346.44	5346.44	5348.75	0.003254	12.28	1194.29	434.11	0.97
Reach-1	172550	10_year_Future	18000.00	5339.89	5347.49	5347.49	5350.17	0.003033	13.48	1907.03	535.62	0.97
Reach-1	172550	25_year_Future	32000.00	5339.89	5349.81	5349.81	5353.79	0.003023	16.72	3304.60	1095.20	1.02
Reach-1	172550	50_year_Future	40000.00	5339.89	5351.78	5351.78	5355.38	0.002152	16.23	5311.50	1762.34	0.89

HEC-RAS Plan: FntnCrkFUT River: Fountain Creek Reach: Reach-1 (Continued)

Reach	River Sta	Profile	Q Total	Min Ch El	W.S. Elev	Crit W.S.	E.G. Elev	E.G. Slope	Vel Chnl	Flow Area	Top Width	Froude # Chl
			(cfs)	(ft)	(ft)	(ft)	(ft)	(ft/ft)	(ft/s)	(sq ft)	(ft)	
Reach-1	172550	100_year_Future	51000.00	5339.89	5353.12	5353.12	5356.23	0.001794	16.08	9646.02	2068.86	0.83
Reach-1	172550	500_year_Future	74000.00	5339.89	5355.25	5355.25	5358.73	0.001772	17.87	14319.30	2314.91	0.85
Reach-1	171422	2_year_Future	7600.00	5335.55	5338.35	5338.33	5339.58	0.004020	9.27	1305.15	625.73	0.98
Reach-1	171422	5_year_Future	13000.00	5335.55	5339.43	5339.41	5341.17	0.003744	11.14	1990.64	645.32	1.00
Reach-1	171422	10_year_Future	18000.00	5335.55	5340.30	5340.30	5342.48	0.003577	12.48	2583.87	760.86	1.01
Reach-1	171422	25_year_Future	32000.00	5335.55	5342.85	5342.85	5345.46	0.002491	13.90	5684.96	1755.72	0.91
Reach-1	171422	50_year_Future	40000.00	5335.55	5343.77	5343.77	5346.67	0.002453	14.92	7293.06	1762.86	0.92
Reach-1	171422	100_year_Future	51000.00	5335.55	5344.85	5344.85	5348.17	0.002456	16.22	9207.71	1771.34	0.94
Reach-1	171422	500_year_Future	74000.00	5335.55	5346.77	5346.77	5350.91	0.002505	18.57	12618.24	1791.06	0.98
Reach-1	170874	2_year_Future	7600.00	5333.30	5336.32		5337.48	0.003583	8.78	1898.47	871.93	0.93
Reach-1	170874	5_year_Future	13000.00	5333.30	5337.30	5337.30	5339.11	0.003762	11.00	2797.94	964.81	1.00
Reach-1	170874	10_year_Future	18000.00	5333.30	5338.17	5338.17	5340.41	0.003529	12.25	3678.91	1065.21	1.00
Reach-1	170874	25_year_Future	32000.00	5333.30	5340.64	5340.64	5343.23	0.002442	13.54	7931.12	2165.87	0.90
Reach-1	170874	50_year_Future	40000.00	5333.30	5341.60	5341.60	5344.44	0.002328	14.39	10060.72	2243.43	0.89
Reach-1	170874	100_year_Future	51000.00	5333.30	5342.69	5342.69	5345.88	0.002305	15.57	12532.18	2302.06	0.91
Reach-1	170874	500_year_Future	74000.00	5333.30	5344.58	5344.58	5348.49	0.002316	17.70	16931.13	2332.64	0.94
Reach-1	170374	2_year_Future	7600.00	5331.50	5334.33	5334.33	5335.59	0.003985	9.17	1865.20	894.89	0.98
Reach-1	170374	5_year_Future	13000.00	5331.50	5335.44	5335.44	5337.16	0.003547	10.88	2749.58	1153.71	0.97
Reach-1	170374	10_year_Future	18000.00	5331.50	5336.42	5336.42	5338.34	0.003033	11.66	4148.58	1700.94	0.94
Reach-1	170374	25_year_Future	32000.00	5331.50	5338.54	5338.54	5340.93	0.002478	13.45	8228.05	2265.46	0.90
Reach-1	170374	50_year_Future	40000.00	5331.50	5339.35	5339.35	5342.07	0.002513	14.57	10069.04	2293.61	0.92
Reach-1	170374	100_year_Future	51000.00	5331.50	5340.40	5340.40	5343.47	0.002484	15.77	12515.81	2396.44	0.94
Reach-1	170374	500_year_Future	74000.00	5331.50	5342.24	5342.24	5345.99	0.002484	17.90	16985.62	2446.11	0.97
Reach-1	169907	2_year_Future	6500.00	5328.83	5331.43	5331.39	5332.44	0.003937	8.29	1144.80	739.15	0.95
Reach-1	169907	5_year_Future	13000.00	5328.83	5332.76		5334.17	0.003180	10.03	2694.90	1470.29	0.92
Reach-1	169907	10_year_Future	18000.00	5328.83	5333.51		5335.16	0.003024	11.08	3834.54	1550.21	0.92
Reach-1	169907	25_year_Future	32000.00	5328.83	5335.32		5337.37	0.002606	12.88	6792.77	1721.10	0.91
Reach-1	169907	50_year_Future	40000.00	5328.83	5336.40		5338.51	0.002245	13.29	8711.42	1865.32	0.86
Reach-1	169907	100_year_Future	51000.00	5328.83	5337.70		5339.93	0.001972	13.88	11249.72	2030.10	0.83
Reach-1	169907	500_year_Future	75000.00	5328.83	5340.00		5342.51	0.001725	15.19	16032.65	2118.28	0.81
Reach-1	168919	2_year_Future	6500.00	5324.77	5327.57	5327.42	5328.69	0.003658	8.49	765.18	293.35	0.93
Reach-1	168919	5_year_Future	13000.00	5324.77	5328.94	5328.94	5330.81	0.003534	11.00	1331.97	608.78	0.98
Reach-1	168919	10_year_Future	18000.00	5324.77	5329.93	5329.93	5332.09	0.003082	11.93	2216.90	1175.62	0.95
Reach-1	168919	25_year_Future	32000.00	5324.77	5331.96	5331.96	5334.70	0.002668	13.96	4698.26	1236.86	0.93
Reach-1	168919	50_year_Future	40000.00	5324.77	5332.88	5332.88	5336.00	0.002641	15.09	5884.94	1358.79	0.95
Reach-1	168919	100_year_Future	51000.00	5324.77	5334.10	5334.10	5337.61	0.002509	16.19	7658.00	1546.58	0.95
Reach-1	168919	500_year_Future	75000.00	5324.77	5336.75	5336.75	5340.53	0.002044	17.33	12457.29	2228.36	0.89
Reach-1	168374	2_year_Future	6500.00	5323.50	5326.11		5326.86	0.003172	5.94	1113.81	627.68	0.68
Reach-1	168374	5_year_Future	13000.00	5323.50	5327.39		5328.24	0.002870	7.52	2220.80	986.67	0.70
Reach-1	168374	10_year_Future	18000.00	5323.50	5328.18		5329.24	0.002773	8.43	3120.43	1389.93	0.71
Reach-1	168374	25_year_Future	32000.00	5323.50	5330.13		5331.45	0.002269	9.72	5889.82	1453.74	0.68
Reach-1	168374	50_year_Future	40000.00	5323.50	5331.14		5332.56	0.002062	10.23	7373.77	1488.70	0.66
Reach-1	168374	100_year_Future	51000.00	5323.50	5332.42		5334.00	0.001894	10.90	9481.85	1942.79	0.65
Reach-1	168374	500_year_Future	75000.00	5323.50	5335.03		5336.70	0.001497	11.55	15199.57	2481.20	0.61
Reach-1	167520	2_year_Future	6500.00	5319.80	5322.24	5322.24	5323.41	0.004468	8.66	757.40	380.69	1.00
Reach-1	167520	5_year_Future	13000.00	5319.80	5323.64	5323.64	5325.41	0.003829	10.70	1370.64	491.47	0.98
Reach-1	167520	10_year_Future	18000.00	5319.80	5324.66	5324.66	5326.67	0.003035	11.50	2145.94	1015.17	0.93
Reach-1	167520	25_year_Future	32000.00	5319.80	5326.69	5326.69	5329.26	0.002574	13.42	4641.55	1420.43	0.91
Reach-1	167520	50_year_Future	40000.00	5319.80	5327.58	5327.58	5330.47	0.002519	14.42	6115.79	1978.25	0.92
Reach-1	167520	100_year_Future	51000.00	5319.80	5328.63	5328.63	5331.97	0.002519	15.71	8556.36	2505.65	0.94
Reach-1	167520	500_year_Future	75000.00	5319.80	5330.69	5330.69	5334.83	0.002463	17.90	14355.71	3127.23	0.96
Reach-1	166874	2_year_Future	6500.00	5315.50	5318.22	5318.13	5319.35	0.003885	8.53	762.67	307.06	0.95
Reach-1	166874	5_year_Future	13000.00	5315.50	5319.56	5319.56	5321.48	0.003746	11.13	1162.57	326.22	1.00
Reach-1	166874	10_year_Future	18000.00	5315.50	5320.84	5320.84	5322.83	0.003087	11.92	1812.95	775.07	0.95
Reach-1	166874	25_year_Future	32000.00	5315.50	5322.84	5322.84	5325.70	0.002588	13.96	3811.47	999.01	0.92
Reach-1	166874	50_year_Future	40000.00	5315.50	5323.79	5323.79	5327.06	0.002551	15.07	4779.41	1032.08	0.93
Reach-1	166874	100_year_Future	51000.00	5315.50	5325.26	5325.26	5328.72	0.002227	15.75	6713.66	1842.27	0.90
Reach-1	166874	500_year_Future	75000.00	5315.50	5328.25	5328.25	5331.47	0.001590	15.96	15015.30	3378.74	0.79
Reach-1	166374	2_year_Future	6500.00	5313.50	5316.14	5316.14	5317.33	0.004181	8.86	916.81	454.86	0.99
Reach-1	166374	5_year_Future	13000.00	5313.50	5317.54	5317.54	5319.38	0.003737	11.12	1562.87	468.05	1.00
Reach-1	166374	10_year_Future	18000.00	5313.50	5318.42	5318.42	5320.71	0.003554	12.45	2004.71	601.64	1.01
Reach-1	166374	25_year_Future	32000.00	5313.50	5320.96	5320.96	5323.73	0.002510	13.93	4384.58	1098.81	0.91
Reach-1	166374	50_year_Future	40000.00	5313.50	5321.88	5321.88	5325.04	0.002505	15.07	5405.52	1116.53	0.93
Reach-1	166374	100_year_Future	51000.00	5313.50	5323.52	5323.52	5326.50	0.001960	15.06	9150.81	2788.70	0.85
Reach-1	166374	500_year_Future	75000.00	5313.50	5325.64	5325.64	5328.83	0.001801	16.43	15859.83	3506.53	0.84
Reach-1	165874	2_year_Future	6500.00	5311.50	5314.22		5315.05	0.002880	7.31	889.07	356.46	0.82
Reach-1	165874	5_year_Future	13000.00	5311.50	5315.35	5315.18	5316.92	0.003310	10.05	1317.04	405.07	0.93
Reach-1	165874	10_year_Future	18000.00	5311.50	5316.05	5316.05	5318.15	0.003501	11.63	1637.87	600.47	0.99
Reach-1	165874	25_year_Future	32000.00	5311.50	5318.19	5318.19	5320.89	0.002717	13.40	3634.76	1223.25	0.93
Reach-1	165874	50_year_Future	40000.00	5311.50	5319.19	5319.19	5322.13	0.002506	14.16	4916.81	1340.86	0.91
Reach-1	165874	100_year_Future	51000.00	5311.50	5320.39	5320.39	5323.63	0.002336	15.10	6630.16	1560.95	0.90

HEC-RAS Plan: FntnCrkFUT River: Fountain Creek Reach: Reach-1 (Continued)

Reach	River Sta	Profile	Q Total	Min Ch El	W.S. Elev	Crit W.S.	E.G. Elev	E.G. Slope	Vel Chnl	Flow Area	Top Width	Froude # Chl
			(cfs)	(ft)	(ft)	(ft)	(ft)	(ft/ft)	(ft/s)	(sq ft)	(ft)	
Reach-1	165874	500_year_Future	75000.00	5311.50	5322.93	5322.93	5326.29	0.001849	15.95	12605.45	3216.73	0.84
Reach-1	165374	2_year_Future	6500.00	5309.50	5312.11	5312.11	5313.24	0.004491	8.53	761.87	338.97	1.00
Reach-1	165374	5_year_Future	13000.00	5309.50	5313.47	5313.47	5315.15	0.003744	10.40	1359.28	610.62	0.98
Reach-1	165374	10_year_Future	18000.00	5309.50	5314.36	5314.36	5316.32	0.003276	11.32	1997.10	777.64	0.98
Reach-1	165374	25_year_Future	32000.00	5309.50	5316.23	5316.23	5318.99	0.002853	13.64	3626.77	1369.85	0.96
Reach-1	165374	50_year_Future	40000.00	5309.50	5317.34	5317.34	5320.25	0.002557	14.16	5496.55	2001.64	0.92
Reach-1	165374	100_year_Future	51000.00	5309.50	5318.98	5318.98	5321.56	0.001849	13.78	10666.20	3922.92	0.81
Reach-1	165374	500_year_Future	75000.00	5309.50	5320.77	5320.77	5323.55	0.001752	15.14	18045.46	4277.49	0.81
Reach-1	164874	2_year_Future	6500.00	5307.50	5310.28	5310.05	5311.18	0.003271	7.60	874.15	455.33	0.87
Reach-1	164874	5_year_Future	13000.00	5307.50	5311.39	5311.39	5313.00	0.003579	10.28	1538.60	737.31	0.96
Reach-1	164874	10_year_Future	18000.00	5307.50	5312.28	5312.28	5314.16	0.003140	11.16	2286.91	1011.75	0.94
Reach-1	164874	25_year_Future	32000.00	5307.50	5313.99	5313.99	5316.64	0.003006	13.59	4265.98	1385.95	0.97
Reach-1	164874	50_year_Future	40000.00	5307.50	5315.03	5315.03	5317.85	0.002645	14.17	6195.05	2037.87	0.93
Reach-1	164874	100_year_Future	51000.00	5307.50	5316.38	5316.38	5319.24	0.002231	14.59	9241.27	2498.76	0.88
Reach-1	164874	500_year_Future	75000.00	5307.50	5318.25	5318.25	5321.65	0.002169	16.43	14549.60	3386.90	0.90
Reach-1	164374	2_year_Future	6500.00	5305.50	5308.20	5308.19	5309.35	0.003989	8.61	822.20	695.28	0.98
Reach-1	164374	5_year_Future	13000.00	5305.50	5309.61	5309.61	5311.26	0.003280	10.53	1888.84	785.46	0.94
Reach-1	164374	10_year_Future	18000.00	5305.50	5310.56	5310.56	5312.44	0.002888	11.41	2858.57	1246.55	0.91
Reach-1	164374	25_year_Future	32000.00	5305.50	5312.48	5312.48	5314.94	0.002591	13.51	5744.33	1864.97	0.92
Reach-1	164374	50_year_Future	40000.00	5305.50	5313.31	5313.31	5316.09	0.002585	14.58	7352.97	1993.63	0.93
Reach-1	164374	100_year_Future	51000.00	5305.50	5314.93	5314.93	5317.50	0.001964	14.45	12201.09	3747.58	0.84
Reach-1	164374	500_year_Future	75000.00	5305.50	5316.64	5316.64	5319.59	0.001984	16.27	18742.03	3879.28	0.87
Reach-1	163874	2_year_Future	6500.00	5303.50	5306.12	5306.12	5307.26	0.004373	8.58	770.77	484.03	0.99
Reach-1	163874	5_year_Future	13000.00	5303.50	5307.52	5307.52	5309.16	0.003442	10.42	1797.42	996.55	0.95
Reach-1	163874	10_year_Future	18000.00	5303.50	5308.44	5308.44	5310.28	0.002969	11.21	3031.89	1581.66	0.92
Reach-1	163874	25_year_Future	32000.00	5303.50	5310.62	5310.62	5312.88	0.002295	12.76	6009.85	3079.49	0.86
Reach-1	163874	50_year_Future	40000.00	5303.50	5311.41	5311.41	5313.93	0.002306	13.76	10544.44	3376.78	0.88
Reach-1	163874	100_year_Future	51000.00	5303.50	5312.38	5312.38	5315.21	0.002300	14.89	13972.47	3626.02	0.90
Reach-1	163874	500_year_Future	75000.00	5303.50	5314.11	5314.11	5317.65	0.002394	17.17	20533.28	3971.48	0.94
Reach-1	163374	2_year_Future	6500.00	5301.50	5304.20		5304.96	0.002789	6.98	1728.63	1197.10	0.80
Reach-1	163374	5_year_Future	13000.00	5301.50	5305.13	5305.11	5306.65	0.003676	9.96	3042.10	1639.98	0.97
Reach-1	163374	10_year_Future	18000.00	5301.50	5306.43		5307.84	0.002228	9.68	5758.04	2672.36	0.80
Reach-1	163374	25_year_Future	32000.00	5301.50	5307.69	5307.69	5310.24	0.002988	13.17	9400.81	3076.40	0.96
Reach-1	163374	50_year_Future	40000.00	5301.50	5308.77	5308.77	5311.50	0.002581	13.71	13155.02	3580.84	0.92
Reach-1	163374	100_year_Future	51000.00	5301.50	5309.77	5309.77	5312.92	0.002555	14.92	16727.71	3603.12	0.93
Reach-1	163374	500_year_Future	75000.00	5301.50	5311.63	5311.63	5315.64	0.002538	17.12	23750.57	3962.91	0.96
Reach-1	162874	2_year_Future	6500.00	5299.50	5302.11	5302.11	5303.23	0.004166	8.68	1127.70	776.01	0.98
Reach-1	162874	5_year_Future	13000.00	5299.50	5303.71	5303.71	5305.02	0.002703	9.76	3474.99	2831.73	0.86
Reach-1	162874	10_year_Future	18000.00	5299.50	5303.79	5303.79	5306.16	0.004799	13.17	3700.86	2987.07	1.14
Reach-1	162874	25_year_Future	32000.00	5299.50	5305.91	5305.91	5307.71	0.002529	12.62	10711.98	3443.62	0.89
Reach-1	162874	50_year_Future	40000.00	5299.50	5306.53	5306.53	5308.55	0.002627	13.71	12856.49	3474.69	0.92
Reach-1	162874	100_year_Future	51000.00	5299.50	5307.28	5307.28	5309.60	0.002752	15.03	15462.49	3488.24	0.96
Reach-1	162874	500_year_Future	75000.00	5299.50	5308.69	5308.69	5311.60	0.002955	17.44	20433.76	3681.22	1.02
Reach-1	162374	2_year_Future	6500.00	5297.50	5300.20		5300.60	0.004837	5.85	2543.05	2322.86	0.69
Reach-1	162374	5_year_Future	13000.00	5297.50	5301.13		5301.70	0.004776	7.34	5044.85	3038.18	0.73
Reach-1	162374	10_year_Future	18000.00	5297.50	5301.43		5302.26	0.006299	8.97	6001.77	3274.16	0.85
Reach-1	162374	25_year_Future	32000.00	5297.50	5302.79		5303.64	0.004629	9.79	10614.26	3435.38	0.79
Reach-1	162374	50_year_Future	40000.00	5297.50	5303.46		5304.35	0.004384	10.19	12965.13	3528.73	0.77
Reach-1	162374	100_year_Future	51000.00	5297.50	5304.38		5305.31	0.003909	10.66	18266.25	3656.94	0.74
Reach-1	162374	500_year_Future	75000.00	5297.50	5306.37		5307.27	0.002882	10.96	23728.55	3867.47	0.67
Reach-1	161874	2_year_Future	6500.00	5295.50	5298.14		5298.74	0.002915	6.64	2858.45	3098.48	0.60
Reach-1	161874	5_year_Future	13000.00	5295.50	5298.93		5299.78	0.003102	8.45	5111.62	3104.11	0.67
Reach-1	161874	10_year_Future	18000.00	5295.50	5299.74		5300.50	0.002199	8.38	7836.06	3109.89	0.76
Reach-1	161874	25_year_Future	32000.00	5295.50	5301.04		5302.07	0.002168	10.15	11680.72	3121.67	0.80
Reach-1	161874	50_year_Future	40000.00	5295.50	5301.83		5302.92	0.001942	10.60	14170.67	3134.01	0.77
Reach-1	161874	100_year_Future	51000.00	5295.50	5302.91		5304.06	0.001681	11.04	17581.58	3177.27	0.74
Reach-1	161874	500_year_Future	75000.00	5295.50	5304.86		5306.22	0.001484	12.24	23844.87	3325.10	0.72
Reach-1	161374	2_year_Future	6300.00	5293.50	5295.93	5295.91	5296.93	0.004430	8.35	1568.18	1603.00	0.99
Reach-1	161374	5_year_Future	13000.00	5293.50	5297.17	5297.17	5298.22	0.003042	9.32	4683.87	2620.48	0.89
Reach-1	161374	10_year_Future	19000.00	5293.50	5297.78	5297.78	5299.11	0.003305	10.83	6308.72	2721.54	0.95
Reach-1	161374	25_year_Future	33000.00	5293.50	5299.30		5300.81	0.002743	12.20	10543.03	2837.75	0.91
Reach-1	161374	50_year_Future	42000.00	5293.50	5300.16		5301.77	0.002517	12.87	13022.65	2910.13	0.89
Reach-1	161374	100_year_Future	55000.00	5293.50	5301.35		5303.04	0.002215	13.52	16500.41	2925.90	0.86
Reach-1	161374	500_year_Future	81000.00	5293.50	5303.36		5305.30	0.001973	14.91	22443.21	2995.53	0.85
Reach-1	160862	2_year_Future	6300.00	5291.51	5294.20		5294.97	0.003125	7.40	1818.30	1613.21	0.84
Reach-1	160862	5_year_Future	13000.00	5291.51	5295.50		5296.51	0.002517	8.88	4144.81	1956.87	0.81
Reach-1	160862	10_year_Future	19000.00	5291.51	5296.39		5297.57	0.002357	9.91	5998.75	2230.40	0.82
Reach-1	160862	25_year_Future	33000.00	5291.51	5298.41		5299.64	0.001675	10.67	10923.39	2572.24	0.73
Reach-1	160862	50_year_Future	42000.00	5291.51	5299.23		5300.66	0.001715	11.67	13052.00	2625.09	0.75
Reach-1	160862	100_year_Future	55000.00	5291.51	5300.44		5302.05	0.001638	12.62	16334.21	2832.29	0.76
Reach-1	160862	500_year_Future	81000.00	5291.51	5302.48		5304.40	0.001565	14.20	22438.81	3157.67	0.77

HEC-RAS Plan: FntnCrkFUT River: Fountain Creek Reach: Reach-1 (Continued)

Reach	River Sta	Profile	Q Total	Min Ch El	W.S. Elev	Crit W.S.	E.G. Elev	E.G. Slope	Vel Chnl	Flow Area	Top Width	Froude # Chl
			(cfs)	(ft)	(ft)	(ft)	(ft)	(ft/ft)	(ft/s)	(sq ft)	(ft)	
Reach-1	160374	2_year_Future	6300.00	5289.50	5292.20	5292.20	5293.28	0.003720	8.34	918.75	1134.49	0.93
Reach-1	160374	5_year_Future	13000.00	5289.50	5293.59	5293.59	5295.09	0.003115	10.24	2646.76	1452.54	0.91
Reach-1	160374	10_year_Future	19000.00	5289.50	5294.61	5294.61	5296.29	0.002721	11.17	4390.97	1819.97	0.89
Reach-1	160374	25_year_Future	33000.00	5289.50	5295.98	5295.98	5298.44	0.003094	14.04	6920.40	2025.02	0.99
Reach-1	160374	50_year_Future	42000.00	5289.50	5297.10	5297.10	5299.54	0.002604	14.37	9566.90	2391.14	0.93
Reach-1	160374	100_year_Future	55000.00	5289.50	5298.15	5298.15	5300.93	0.002606	15.71	12129.95	2650.89	0.95
Reach-1	160374	500_year_Future	81000.00	5289.50	5299.88	5299.88	5303.28	0.002657	17.95	16873.65	2849.52	0.99
Reach-1	159874	2_year_Future	6300.00	5287.50	5290.07	5290.07	5291.09	0.004345	8.14	806.48	919.36	0.98
Reach-1	159874	5_year_Future	13000.00	5287.50	5291.36	5291.36	5292.81	0.003395	9.89	2190.98	1089.24	0.94
Reach-1	159874	10_year_Future	19000.00	5287.50	5292.33	5292.33	5294.02	0.002974	10.90	3462.47	1963.37	0.91
Reach-1	159874	25_year_Future	33000.00	5287.50	5293.91	5293.91	5296.06	0.002769	12.88	6652.41	2088.65	0.93
Reach-1	159874	50_year_Future	42000.00	5287.50	5294.78	5294.78	5297.21	0.002663	13.84	8526.91	2168.33	0.93
Reach-1	159874	100_year_Future	55000.00	5287.50	5295.81	5295.81	5298.61	0.002658	15.16	10773.22	2220.27	0.95
Reach-1	159874	500_year_Future	81000.00	5287.50	5297.55	5297.55	5301.02	0.002665	17.34	14764.35	2377.64	0.98
Reach-1	159374	2_year_Future	6300.00	5285.50	5287.98		5288.61	0.003159	6.73	1877.99	1390.19	0.83
Reach-1	159374	5_year_Future	13000.00	5285.50	5288.88		5289.99	0.003578	9.14	3218.15	1530.18	0.94
Reach-1	159374	10_year_Future	19000.00	5285.50	5289.51	5289.48	5291.00	0.003811	10.73	4208.13	1644.36	1.00
Reach-1	159374	25_year_Future	33000.00	5285.50	5290.90	5290.90	5292.92	0.003522	12.82	6720.17	1895.33	1.01
Reach-1	159374	50_year_Future	42000.00	5285.50	5291.64	5291.64	5293.96	0.003425	13.88	8184.25	2217.90	1.02
Reach-1	159374	100_year_Future	55000.00	5285.50	5292.70	5292.70	5295.28	0.003132	14.86	10996.37	2852.19	1.01
Reach-1	159374	500_year_Future	81000.00	5285.50	5294.33	5294.33	5297.46	0.002995	16.78	15776.42	3022.82	1.02
Reach-1	158874	2_year_Future	6300.00	5283.50	5285.92	5285.85	5286.72	0.004530	7.22	1012.33	705.22	0.97
Reach-1	158874	5_year_Future	13000.00	5283.50	5286.96	5286.96	5288.14	0.003769	8.98	2324.41	1346.85	0.95
Reach-1	158874	10_year_Future	19000.00	5283.50	5287.85	5287.85	5289.14	0.003605	10.20	3283.25	1407.32	0.97
Reach-1	158874	25_year_Future	33000.00	5283.50	5289.04	5289.04	5291.06	0.003262	12.14	5431.66	1749.76	0.97
Reach-1	158874	50_year_Future	42000.00	5283.50	5289.77	5289.77	5292.11	0.003181	13.17	6792.86	1973.95	0.98
Reach-1	158874	100_year_Future	55000.00	5283.50	5290.79	5290.79	5293.43	0.002953	14.19	8973.12	2284.36	0.97
Reach-1	158874	500_year_Future	81000.00	5283.50	5292.50	5292.50	5295.66	0.002712	15.86	13305.10	2767.97	0.97
Reach-1	158374	2_year_Future	6300.00	5281.50	5283.80	5283.80	5284.59	0.004033	7.55	1623.18	1552.11	0.93
Reach-1	158374	5_year_Future	13000.00	5281.50	5284.81	5284.81	5285.93	0.003706	9.47	3388.07	1817.81	0.98
Reach-1	158374	10_year_Future	19000.00	5281.50	5285.47	5285.47	5286.88	0.003726	10.83	4615.42	1878.44	0.99
Reach-1	158374	25_year_Future	33000.00	5281.50	5287.11		5288.74	0.002836	12.07	7903.96	2101.21	0.92
Reach-1	158374	50_year_Future	42000.00	5281.50	5288.03		5289.78	0.002543	12.71	9877.75	2190.87	0.90
Reach-1	158374	100_year_Future	55000.00	5281.50	5289.11		5291.13	0.002443	13.85	12470.78	2627.66	0.90
Reach-1	158374	500_year_Future	81000.00	5281.50	5291.00		5293.40	0.002241	15.45	18158.83	3397.24	0.90
Reach-1	157874	2_year_Future	6300.00	5279.50	5282.11		5282.71	0.002434	6.60	1864.37	1393.59	0.75
Reach-1	157874	5_year_Future	13000.00	5279.50	5283.65		5284.38	0.001677	7.60	4305.27	1782.37	0.67
Reach-1	157874	10_year_Future	19000.00	5279.50	5284.62		5285.50	0.001571	8.52	6125.61	1918.75	0.68
Reach-1	157874	25_year_Future	33000.00	5279.50	5286.39		5287.60	0.001524	10.29	9651.02	2151.59	0.70
Reach-1	157874	50_year_Future	42000.00	5279.50	5287.33		5288.71	0.001505	11.16	11824.31	2477.54	0.71
Reach-1	157874	100_year_Future	55000.00	5279.50	5288.39		5290.06	0.001569	12.44	14662.38	2847.56	0.74
Reach-1	157874	500_year_Future	81000.00	5279.50	5290.39		5292.37	0.001574	14.21	20734.95	3510.64	0.77
Reach-1	157374	2_year_Future	6300.00	5277.50	5280.27	5280.07	5281.24	0.003438	7.92	810.77	447.62	0.89
Reach-1	157374	5_year_Future	13000.00	5277.50	5281.67	5281.67	5283.19	0.003071	10.07	2116.59	1402.52	0.90
Reach-1	157374	10_year_Future	19000.00	5277.50	5282.67	5282.67	5284.40	0.002716	11.04	3706.01	1732.85	0.88
Reach-1	157374	25_year_Future	33000.00	5277.50	5284.35	5284.35	5286.53	0.002535	13.00	7004.55	2193.58	0.90
Reach-1	157374	50_year_Future	42000.00	5277.50	5285.19	5285.19	5287.65	0.002529	14.07	8941.10	2423.27	0.91
Reach-1	157374	100_year_Future	55000.00	5277.50	5286.38	5286.38	5289.02	0.002347	14.98	12017.88	2664.96	0.90
Reach-1	157374	500_year_Future	81000.00	5277.50	5288.02	5288.02	5291.27	0.002461	17.24	18432.43	2718.19	0.95
Reach-1	156874	2_year_Future	6300.00	5275.50	5278.45	5278.21	5279.07	0.005053	6.58	1647.13	1471.79	0.72
Reach-1	156874	5_year_Future	13000.00	5275.50	5279.50		5280.44	0.005415	8.56	3288.15	1648.73	0.79
Reach-1	156874	10_year_Future	19000.00	5275.50	5280.43		5281.45	0.004609	9.21	4903.35	1806.03	0.76
Reach-1	156874	25_year_Future	33000.00	5275.50	5282.00		5283.29	0.004295	10.83	7938.69	2069.53	0.77
Reach-1	156874	50_year_Future	42000.00	5275.50	5282.85		5284.27	0.004164	11.63	9752.29	2212.04	0.78
Reach-1	156874	100_year_Future	55000.00	5275.50	5284.00		5285.56	0.003899	12.46	12408.31	2405.56	0.77
Reach-1	156874	500_year_Future	81000.00	5275.50	5286.12		5287.85	0.003370	13.53	17963.49	2846.04	0.75
Reach-1	156374	2_year_Future	6300.00	5273.50	5275.81	5275.81	5276.71	0.004327	7.71	1123.19	933.42	0.98
Reach-1	156374	5_year_Future	13000.00	5273.50	5276.95	5276.95	5278.23	0.003579	9.48	2588.16	1344.24	0.95
Reach-1	156374	10_year_Future	19000.00	5273.50	5277.63	5277.63	5279.32	0.003731	11.04	3507.75	1361.67	1.00
Reach-1	156374	25_year_Future	33000.00	5273.50	5279.27	5279.27	5281.40	0.003080	12.73	6173.95	1930.59	0.96
Reach-1	156374	50_year_Future	42000.00	5273.50	5280.13	5280.13	5282.47	0.002871	13.56	7970.23	2202.13	0.95
Reach-1	156374	100_year_Future	55000.00	5273.50	5281.13	5281.13	5283.81	0.002800	14.77	10184.76	2220.76	0.96
Reach-1	156374	500_year_Future	81000.00	5273.50	5282.75	5282.75	5286.14	0.002832	16.99	13822.72	2279.67	1.00
Reach-1	155374	2_year_Future	6300.00	5269.50	5272.08		5272.68	0.002650	6.26	1132.67	746.86	0.76
Reach-1	155374	5_year_Future	13000.00	5269.50	5273.57		5274.36	0.001754	7.29	2791.50	1460.93	0.68
Reach-1	155374	10_year_Future	19000.00	5269.50	5274.76		5275.60	0.001331	7.88	4813.07	1815.79	0.62
Reach-1	155374	25_year_Future	33000.00	5269.50	5276.70		5277.76	0.001131	8.89	6366.82	1840.53	0.60
Reach-1	155374	50_year_Future	42000.00	5269.50	5277.74		5278.94	0.001078	9.56	10298.73	1855.46	0.60
Reach-1	155374	100_year_Future	55000.00	5269.50	5279.06		5280.47	0.001055	10.49	12791.27	1942.71	0.61
Reach-1	155374	500_year_Future	81000.00	5269.50	5281.54		5283.28	0.000966	11.80	18459.26	2869.56	0.61

HEC-RAS Plan: FntnCrkFUT River: Fountain Creek Reach: Reach-1 (Continued)

Reach	River Sta	Profile	Q Total	Min Ch El	W.S. Elev	Crit W.S.	E.G. Elev	E.G. Slope	Vel Chnl	Flow Area	Top Width	Froude # Chl
			(cfs)	(ft)	(ft)	(ft)	(ft)	(ft/ft)	(ft/s)	(sq ft)	(ft)	
Reach-1	154874	2_year_Future	6300.00	5267.50	5270.32	5270.06	5271.22	0.003109	7.60	853.72	486.85	0.85
Reach-1	154874	5_year_Future	13000.00	5267.50	5271.70		5273.16	0.002931	9.88	1847.67	933.78	0.89
Reach-1	154874	10_year_Future	19000.00	5267.50	5272.60	5272.60	5274.53	0.002965	11.43	2875.82	1389.32	0.92
Reach-1	154874	25_year_Future	33000.00	5267.50	5274.54	5274.54	5276.84	0.002424	12.98	6310.60	1936.03	0.88
Reach-1	154874	50_year_Future	42000.00	5267.50	5275.38	5275.38	5278.02	0.002461	14.15	7943.42	1943.35	0.91
Reach-1	154874	100_year_Future	55000.00	5267.50	5276.48	5276.48	5279.53	0.002473	15.53	10088.85	1954.63	0.93
Reach-1	154874	500_year_Future	81000.00	5267.50	5277.87	5277.87	5282.23	0.003013	18.94	12814.18	1974.59	1.05
Reach-1	154374	2_year_Future	6300.00	5265.50	5268.10	5268.10	5269.35	0.004388	8.97	704.09	325.54	1.01
Reach-1	154374	5_year_Future	13000.00	5265.50	5269.69	5269.69	5271.55	0.003474	11.05	1662.04	866.04	0.97
Reach-1	154374	10_year_Future	19000.00	5265.50	5271.14	5271.14	5272.69	0.002150	10.65	5113.96	2721.40	0.80
Reach-1	154374	25_year_Future	33000.00	5265.50	5272.65	5272.65	5274.60	0.002220	12.73	9311.36	2888.52	0.85
Reach-1	154374	50_year_Future	42000.00	5265.50	5273.38	5273.38	5275.60	0.002327	13.93	11466.33	3005.83	0.88
Reach-1	154374	100_year_Future	55000.00	5265.50	5274.30	5274.30	5276.89	0.002457	15.43	14340.23	3310.72	0.93
Reach-1	154374	500_year_Future	81000.00	5265.50	5275.87	5275.87	5279.09	0.002639	17.88	20049.17	4011.65	0.99
Reach-1	153874	2_year_Future	6300.00	5263.50	5266.17	5265.96	5266.93	0.003397	6.98	908.22	521.02	0.86
Reach-1	153874	5_year_Future	13000.00	5263.50	5267.40	5267.19	5268.59	0.002898	8.83	1990.99	1234.38	0.86
Reach-1	153874	10_year_Future	19000.00	5263.50	5268.22		5269.72	0.002793	10.05	3198.56	1740.58	0.87
Reach-1	153874	25_year_Future	33000.00	5263.50	5269.62		5271.72	0.002816	12.27	6217.98	2573.70	0.92
Reach-1	153874	50_year_Future	42000.00	5263.50	5270.42		5272.71	0.002660	13.07	8429.84	2840.20	0.92
Reach-1	153874	100_year_Future	55000.00	5263.50	5271.55		5273.94	0.002360	13.73	11726.90	3013.48	0.89
Reach-1	153874	500_year_Future	81000.00	5263.50	5273.54		5276.14	0.002008	14.84	18038.24	3330.50	0.85
Reach-1	153374	2_year_Future	6300.00	5261.59	5264.43		5264.99	0.004180	8.35	1816.78	1069.60	0.67
Reach-1	153374	5_year_Future	13000.00	5261.59	5265.23		5266.45	0.006929	9.87	2733.79	1210.52	0.90
Reach-1	153374	10_year_Future	19000.00	5261.50	5266.00	5266.00	5267.59	0.007181	11.20	3724.88	1358.29	0.94
Reach-1	153374	25_year_Future	33000.00	5261.50	5267.49	5267.49	5269.82	0.006998	13.45	5929.46	1610.55	0.98
Reach-1	153374	50_year_Future	42000.00	5261.50	5268.34	5268.34	5270.70	0.006725	14.43	7400.76	1887.91	0.98
Reach-1	153374	100_year_Future	55000.00	5261.50	5269.35	5269.35	5272.06	0.006632	15.74	9472.99	2188.75	1.00
Reach-1	153374	500_year_Future	81000.00	5261.50	5271.09	5271.09	5274.41	0.006563	17.92	13880.54	2850.59	1.03
Reach-1	152874	2_year_Future	6300.00	5261.16	5263.10		5263.40	0.002277	4.39	1435.77	1041.12	0.68
Reach-1	152874	5_year_Future	13000.00	5261.16	5263.84		5264.38	0.002333	5.90	2239.44	1148.35	0.72
Reach-1	152874	10_year_Future	19000.00	5261.16	5264.29		5265.07	0.002608	7.10	2772.51	1214.70	0.78
Reach-1	152874	25_year_Future	33000.00	5261.16	5265.24		5266.48	0.002718	8.95	3999.72	1355.17	0.84
Reach-1	152874	50_year_Future	42000.00	5261.16	5265.93		5267.32	0.002406	9.49	4971.85	1456.86	0.82
Reach-1	152874	100_year_Future	55000.00	5261.16	5266.99		5268.49	0.001932	9.88	6766.19	1932.05	0.76
Reach-1	152874	500_year_Future	81000.00	5261.16	5269.04		5270.64	0.001362	10.32	11713.23	2886.63	0.67
Reach-1	152374	2_year_Future	6300.00	5259.50	5261.08	5261.08	5261.68	0.005601	6.29	1109.53	1002.05	1.01
Reach-1	152374	5_year_Future	13000.00	5259.50	5261.88	5261.82	5262.77	0.004421	7.67	1984.50	1199.76	0.97
Reach-1	152374	10_year_Future	19000.00	5259.50	5262.58		5263.58	0.003310	8.14	3097.47	1918.74	0.88
Reach-1	152374	25_year_Future	33000.00	5259.50	5264.18		5265.29	0.001991	8.65	6550.44	2509.95	0.74
Reach-1	152374	50_year_Future	42000.00	5259.50	5265.11		5266.28	0.001621	8.92	8979.26	2687.78	0.69
Reach-1	152374	100_year_Future	55000.00	5259.50	5266.36		5267.63	0.001331	9.34	12884.13	3882.24	0.65
Reach-1	152374	500_year_Future	81000.00	5259.50	5268.72		5269.99	0.000918	9.57	22079.97	4090.91	0.57
Reach-1	151874	2_year_Future	6300.00	5255.50	5258.29	5258.08	5259.15	0.003255	7.44	995.73	975.23	0.86
Reach-1	151874	5_year_Future	13000.00	5255.50	5259.42	5259.42	5260.75	0.003532	9.54	2242.16	1275.09	0.94
Reach-1	151874	10_year_Future	19000.00	5255.50	5260.22	5260.22	5261.86	0.003323	10.76	3331.46	1432.25	0.95
Reach-1	151874	25_year_Future	33000.00	5255.50	5261.72	5261.72	5263.95	0.003112	12.87	6137.24	2345.38	0.97
Reach-1	151874	50_year_Future	42000.00	5255.50	5262.58	5262.58	5265.08	0.002951	13.81	8317.20	2701.47	0.97
Reach-1	151874	100_year_Future	55000.00	5255.50	5263.62	5263.62	5266.52	0.002880	15.10	11287.05	3004.21	0.98
Reach-1	151874	500_year_Future	81000.00	5255.50	5265.73	5265.73	5269.07	0.002476	16.56	18467.20	3800.16	0.95
Reach-1	151374	2_year_Future	6300.00	5254.22	5256.58	5256.58	5257.36	0.003858	7.61	1943.10	1641.61	0.92
Reach-1	151374	5_year_Future	13000.00	5254.22	5257.56	5257.56	5258.72	0.003837	9.77	3642.80	1832.60	0.98
Reach-1	151374	10_year_Future	19000.00	5254.22	5258.26	5258.26	5259.70	0.003784	11.12	5126.20	2545.24	1.00
Reach-1	151374	25_year_Future	33000.00	5254.22	5259.59	5259.59	5261.55	0.003697	13.42	8692.32	2822.41	1.04
Reach-1	151374	50_year_Future	42000.00	5254.22	5260.31	5260.31	5262.56	0.003668	14.58	10772.38	2985.15	1.06
Reach-1	151374	100_year_Future	55000.00	5254.22	5261.25	5261.25	5263.85	0.003593	15.94	13663.57	3163.50	1.08
Reach-1	151374	500_year_Future	81000.00	5254.22	5262.87	5262.87	5266.08	0.003478	18.10	19044.48	3471.13	1.10
Reach-1	150874	2_year_Future	6300.00	5252.17	5254.45		5254.93	0.002904	6.91	3206.19	2037.16	0.81
Reach-1	150874	5_year_Future	13000.00	5252.17	5255.69		5256.34	0.002397	8.40	6086.74	2802.54	0.79
Reach-1	150874	10_year_Future	19000.00	5252.17	5256.57		5257.33	0.002178	9.29	8490.37	2842.15	0.78
Reach-1	150874	25_year_Future	33000.00	5252.17	5258.04		5259.08	0.002174	11.26	12951.60	3224.65	0.82
Reach-1	150874	50_year_Future	42000.00	5252.17	5258.71		5259.96	0.002327	12.51	15163.58	3398.37	0.86
Reach-1	150874	100_year_Future	55000.00	5252.17	5259.61		5261.10	0.002410	13.88	18341.29	3633.43	0.90
Reach-1	150874	500_year_Future	81000.00	5252.17	5261.12	5260.07	5262.98	0.002499	15.99	24133.12	4026.66	0.94
Reach-1	150374	2_year_Future	6300.00	5250.04	5252.74		5253.49	0.002770	7.57	2133.63	1817.52	0.81
Reach-1	150374	5_year_Future	13000.00	5250.04	5253.79	5253.79	5254.94	0.003081	9.94	4429.63	2405.14	0.90
Reach-1	150374	10_year_Future	19000.00	5250.04	5254.49	5254.49	5255.94	0.003288	11.51	6207.67	2702.91	0.96
Reach-1	150374	25_year_Future	33000.00	5250.04	5255.84	5255.84	5257.68	0.003282	13.71	10252.07	3285.30	1.00
Reach-1	150374	50_year_Future	42000.00	5250.04	5256.64	5256.64	5258.56	0.003057	14.43	13006.25	3541.58	0.99
Reach-1	150374	100_year_Future	55000.00	5250.04	5257.47	5257.47	5259.66	0.003147	15.84	16031.22	3772.64	1.02
Reach-1	150374	500_year_Future	81000.00	5250.04	5258.89	5258.89	5261.50	0.003217	18.00	21681.93	4170.15	1.07
Reach-1	149874	2_year_Future	6300.00	5248.76	5251.15	5251.15	5251.88	0.003769	7.60	2229.17	2201.49	0.91

HEC-RAS Plan: FntnCrkFUT River: Fountain Creek Reach: Reach-1 (Continued)

Reach	River Sta	Profile	Q Total	Min Ch El	W.S. Elev	Crit W.S.	E.G. Elev	E.G. Slope	Vel Chnl	Flow Area	Top Width	Froude # Chl
			(cfs)	(ft)	(ft)	(ft)	(ft)	(ft/ft)	(ft/s)	(sq ft)	(ft)	
Reach-1	149874	5_year_Future	13000.00	5248.76	5252.15	5252.15	5253.04	0.003487	9.07	4955.12	3139.04	0.93
Reach-1	149874	10_year_Future	19000.00	5248.76	5252.68	5252.68	5253.84	0.003865	10.65	6688.89	3429.67	1.00
Reach-1	149874	25_year_Future	33000.00	5248.76	5253.76	5253.76	5255.23	0.003805	12.64	10539.21	3593.80	1.04
Reach-1	149874	50_year_Future	42000.00	5248.76	5254.31	5254.31	5255.98	0.003873	13.75	12524.47	3614.23	1.07
Reach-1	149874	100_year_Future	55000.00	5248.76	5255.30	5255.00	5256.98	0.003270	14.21	16122.82	3849.88	1.01
Reach-1	149874	500_year_Future	81000.00	5248.76	5256.23	5256.16	5258.66	0.004083	17.43	19510.58	3687.91	1.16
Reach-1	149374	2_year_Future	6300.00	5245.85	5248.47	5248.15	5249.07	0.002654	6.55	1807.65	1285.60	0.77
Reach-1	149374	5_year_Future	13000.00	5245.85	5249.46		5250.48	0.002942	8.80	3324.95	1775.89	0.86
Reach-1	149374	10_year_Future	19000.00	5245.85	5250.04	5250.04	5251.46	0.003411	10.58	4463.76	2210.93	0.95
Reach-1	149374	25_year_Future	33000.00	5245.85	5251.42	5251.42	5253.22	0.003095	12.39	8018.38	2921.12	0.96
Reach-1	149374	50_year_Future	42000.00	5245.85	5252.21	5252.21	5254.13	0.002874	13.11	10458.02	3312.18	0.94
Reach-1	149374	100_year_Future	55000.00	5245.85	5252.79	5252.79	5255.25	0.003358	15.08	12408.00	3338.20	1.04
Reach-1	149374	500_year_Future	81000.00	5245.85	5254.76	5254.76	5257.06	0.002458	15.36	21513.44	5168.06	0.93
Reach-1	147374	2_year_Future	6300.00	5239.50	5241.84	5241.81	5242.68	0.003878	7.52	1096.95	940.50	0.92
Reach-1	147374	5_year_Future	14000.00	5239.50	5243.12	5243.12	5244.31	0.003199	9.40	2799.87	1729.95	0.90
Reach-1	147374	10_year_Future	20000.00	5239.50	5243.94	5243.94	5245.19	0.002686	9.98	4439.21	2240.58	0.86
Reach-1	147374	25_year_Future	36000.00	5239.50	5245.22	5245.22	5246.85	0.002767	12.10	7638.14	2572.88	0.91
Reach-1	147374	50_year_Future	46000.00	5239.50	5245.72	5245.72	5247.71	0.003132	13.64	8935.19	2780.54	0.99
Reach-1	147374	100_year_Future	59000.00	5239.50	5246.63	5246.63	5248.70	0.002845	14.30	11825.16	3472.08	0.98
Reach-1	147374	500_year_Future	87000.00	5239.50	5248.01	5248.01	5250.44	0.002833	16.13	17230.46	4354.04	0.99
Reach-1	146874	2_year_Future	6300.00	5237.50	5239.67	5239.67	5240.54	0.004731	7.51	891.54	627.96	0.99
Reach-1	146874	5_year_Future	14000.00	5237.50	5240.96	5240.96	5242.26	0.003552	9.35	2010.03	1122.84	0.94
Reach-1	146874	10_year_Future	20000.00	5237.50	5241.74	5241.74	5243.27	0.003166	10.30	3007.38	1431.99	0.92
Reach-1	146874	25_year_Future	36000.00	5237.50	5243.48	5243.48	5245.22	0.002447	11.57	6810.34	2714.15	0.86
Reach-1	146874	50_year_Future	46000.00	5237.50	5244.17	5244.17	5246.10	0.002436	12.47	8709.86	2857.50	0.88
Reach-1	146874	100_year_Future	59000.00	5237.50	5244.96	5244.96	5247.10	0.002431	13.48	11125.71	3269.62	0.89
Reach-1	146874	500_year_Future	87000.00	5237.50	5246.37	5246.37	5248.88	0.002423	15.29	16289.27	4010.92	0.92
Reach-1	146374	2_year_Future	6300.00	5234.34	5237.02	5236.86	5237.96	0.003357	7.81	887.55	614.04	0.88
Reach-1	146374	5_year_Future	14000.00	5234.34	5238.52		5239.94	0.002891	9.97	2331.92	1250.47	0.88
Reach-1	146374	10_year_Future	20000.00	5234.34	5239.53		5241.02	0.002401	10.58	3863.71	1810.50	0.84
Reach-1	146374	25_year_Future	36000.00	5234.34	5241.69		5243.13	0.001682	11.26	8812.77	2731.96	0.74
Reach-1	146374	50_year_Future	46000.00	5234.34	5242.63		5244.19	0.001622	12.01	11661.67	3227.55	0.75
Reach-1	146374	100_year_Future	59000.00	5234.34	5243.73		5245.39	0.001550	12.79	15398.27	3580.78	0.74
Reach-1	146374	500_year_Future	87000.00	5234.34	5245.58		5247.58	0.001573	14.56	22581.95	4176.77	0.77
Reach-1	145874	2_year_Future	6300.00	5232.88	5235.59		5236.32	0.002977	6.83	936.62	476.64	0.81
Reach-1	145874	5_year_Future	14000.00	5232.88	5236.66	5236.66	5238.25	0.003894	10.16	1508.18	595.73	0.99
Reach-1	145874	10_year_Future	20000.00	5232.88	5237.50	5237.50	5239.51	0.003634	11.45	2065.30	875.24	1.00
Reach-1	145874	25_year_Future	36000.00	5232.88	5239.66	5239.66	5242.01	0.002571	12.75	5303.86	2268.88	0.90
Reach-1	145874	50_year_Future	46000.00	5232.88	5240.78	5240.78	5243.17	0.002192	13.15	8369.38	2960.62	0.85
Reach-1	145874	100_year_Future	59000.00	5232.88	5241.78	5241.78	5244.39	0.002136	14.12	11455.71	3227.16	0.86
Reach-1	145874	500_year_Future	87000.00	5232.88	5243.51	5243.51	5246.57	0.002113	15.92	17438.46	3689.39	0.88
Reach-1	145374	2_year_Future	6300.00	5231.50	5234.05	5233.86	5234.66	0.003537	6.29	1008.02	632.16	0.85
Reach-1	145374	5_year_Future	14000.00	5231.50	5235.17	5234.95	5236.25	0.003182	8.36	1816.15	801.37	0.88
Reach-1	145374	10_year_Future	20000.00	5231.50	5235.92	5235.64	5237.27	0.002938	9.39	2453.25	908.69	0.88
Reach-1	145374	25_year_Future	36000.00	5231.50	5237.27	5237.21	5239.43	0.003116	11.99	4382.59	2173.41	0.95
Reach-1	145374	50_year_Future	46000.00	5231.50	5238.27	5238.27	5240.50	0.002580	12.35	6717.88	2442.07	0.89
Reach-1	145374	100_year_Future	59000.00	5231.50	5239.34		5241.68	0.002267	12.92	9435.09	2680.12	0.88
Reach-1	145374	500_year_Future	87000.00	5231.50	5241.84		5244.02	0.001516	12.96	16852.34	3242.11	0.74
Reach-1	144874	2_year_Future	6300.00	5229.50	5231.80	5231.77	5232.63	0.004642	7.31	867.19	523.65	0.98
Reach-1	144874	5_year_Future	14000.00	5229.50	5232.97	5232.97	5234.42	0.004086	9.68	1527.18	602.26	1.00
Reach-1	144874	10_year_Future	20000.00	5229.50	5233.75	5233.75	5235.57	0.003761	10.87	2016.80	716.20	1.00
Reach-1	144874	25_year_Future	36000.00	5229.50	5235.62	5235.62	5237.93	0.002865	12.47	4731.47	1761.68	0.93
Reach-1	144874	50_year_Future	46000.00	5229.50	5236.57	5236.57	5239.09	0.002606	13.22	6491.14	1873.45	0.91
Reach-1	144874	100_year_Future	59000.00	5229.50	5237.55	5237.55	5240.42	0.002540	14.32	8334.62	1900.12	0.92
Reach-1	144874	500_year_Future	87000.00	5229.50	5239.34	5239.34	5242.92	0.002485	16.34	11880.09	2019.98	0.95
Reach-1	144374	2_year_Future	6300.00	5227.50	5229.93	5229.71	5230.68	0.003236	6.98	959.42	614.73	0.84
Reach-1	144374	5_year_Future	14000.00	5227.50	5231.12	5231.12	5232.54	0.003459	9.70	2111.16	1431.83	0.94
Reach-1	144374	10_year_Future	20000.00	5227.50	5232.05	5232.05	5233.59	0.002821	10.34	3728.23	2124.98	0.88
Reach-1	144374	25_year_Future	36000.00	5227.50	5233.62	5233.62	5235.65	0.002660	12.39	7230.90	2325.33	0.90
Reach-1	144374	50_year_Future	46000.00	5227.50	5234.28	5234.28	5236.72	0.002874	13.82	8782.18	2442.92	0.96
Reach-1	144374	100_year_Future	59000.00	5227.50	5235.33	5235.33	5237.95	0.002627	14.61	11506.35	2741.89	0.94
Reach-1	144374	500_year_Future	87000.00	5227.50	5237.00	5237.00	5240.16	0.002576	16.54	16501.82	3218.33	0.96
Reach-1	143874	2_year_Future	6300.00	5225.15	5227.35	5227.35	5228.09	0.009626	7.24	1394.99	1299.91	0.95
Reach-1	143874	5_year_Future	14000.00	5225.15	5228.45	5228.45	5229.50	0.007977	9.04	3160.60	1790.17	0.93
Reach-1	143874	10_year_Future	20000.00	5225.15	5229.15		5230.33	0.007059	9.82	4458.86	1898.17	0.91
Reach-1	143874	25_year_Future	36000.00	5225.15	5230.43	5230.37	5232.08	0.007178	12.10	7074.65	2287.17	0.96
Reach-1	143874	50_year_Future	46000.00	5225.15	5231.09	5231.03	5232.97	0.007139	13.13	8666.22	2531.06	0.98
Reach-1	143874	100_year_Future	59000.00	5225.15	5231.94	5231.81	5233.99	0.006689	13.98	10956.74	2845.15	0.97
Reach-1	143874	500_year_Future	87000.00	5225.15	5233.79		5235.85	0.005224	14.62	16457.15	3016.73	0.90
Reach-1	143374	2_year_Future	6300.00	5222.41	5225.06		5225.58	0.002243	5.97	1576.48	790.98	0.71
Reach-1	143374	5_year_Future	14000.00	5222.41	5226.27		5227.29	0.002508	8.45	2715.40	1688.73	0.80

HEC-RAS Plan: FntnCrkFUT River: Fountain Creek Reach: Reach-1 (Continued)

Reach	River Sta	Profile	Q Total	Min Ch El	W.S. Elev	Crit W.S.	E.G. Elev	E.G. Slope	Vel Chnl	Flow Area	Top Width	Froude # Chl
			(cfs)	(ft)	(ft)	(ft)	(ft)	(ft/ft)	(ft/s)	(sq ft)	(ft)	
Reach-1	143374	10_year_Future	20000.00	5222.41	5226.97		5228.29	0.002619	9.77	4079.17	2220.28	0.85
Reach-1	143374	25_year_Future	36000.00	5222.41	5228.66		5230.24	0.002201	11.25	8750.57	3035.39	0.82
Reach-1	143374	50_year_Future	46000.00	5222.41	5229.57		5231.20	0.001972	11.74	11550.37	3080.85	0.80
Reach-1	143374	100_year_Future	59000.00	5222.41	5230.67		5232.34	0.001747	12.23	14968.60	3129.91	0.77
Reach-1	143374	500_year_Future	87000.00	5222.41	5232.54		5234.49	0.001542	13.34	21196.82	3194.07	0.75
Reach-1	142874	2_year_Future	6300.00	5220.74	5223.21	5223.21	5224.08	0.003994	7.97	1706.26	1322.85	0.94
Reach-1	142874	5_year_Future	14000.00	5220.74	5224.45	5224.45	5225.73	0.003815	10.15	3842.26	1748.02	0.98
Reach-1	142874	10_year_Future	20000.00	5220.74	5225.17	5225.17	5226.72	0.003703	11.40	4964.77	1924.54	1.00
Reach-1	142874	25_year_Future	36000.00	5220.74	5226.73	5226.73	5228.82	0.003469	13.73	8244.86	2259.49	1.03
Reach-1	142874	50_year_Future	46000.00	5220.74	5227.61	5227.61	5229.89	0.003223	14.60	10308.79	2418.90	1.01
Reach-1	142874	100_year_Future	59000.00	5220.74	5228.49	5228.49	5231.09	0.003220	15.89	12499.52	2577.33	1.03
Reach-1	142874	500_year_Future	87000.00	5220.74	5230.19	5230.19	5233.31	0.003091	17.89	17148.21	2856.70	1.05
Reach-1	142069	2_year_Future	6300.00	5217.88	5220.66	5220.36	5221.22	0.002349	6.16	1592.15	1448.55	0.73
Reach-1	142069	5_year_Future	14000.00	5217.88	5221.80		5222.78	0.002538	8.43	3281.24	1475.58	0.81
Reach-1	142069	10_year_Future	20000.00	5217.88	5222.45		5223.75	0.002714	9.81	4248.00	1532.81	0.86
Reach-1	142069	25_year_Future	36000.00	5217.88	5223.83	5223.70	5225.90	0.003035	12.62	6459.87	1673.07	0.96
Reach-1	142069	50_year_Future	46000.00	5217.88	5224.59	5224.49	5227.05	0.003084	13.88	7760.35	1750.30	0.98
Reach-1	142069	100_year_Future	59000.00	5217.88	5225.46	5225.44	5228.40	0.003164	15.34	9309.24	1838.06	1.02
Reach-1	142069	500_year_Future	87000.00	5217.88	5227.74	5227.74	5230.88	0.002446	18.26	14735.90	3043.78	0.94
Reach-1	140627	2_year_Future	6300.00	5211.50	5213.94	5213.94	5214.86	0.010922	7.70	818.25	450.43	1.01
Reach-1	140627	5_year_Future	14000.00	5211.50	5215.32	5215.32	5216.69	0.008219	9.43	1676.00	955.68	0.95
Reach-1	140627	10_year_Future	20000.00	5211.50	5216.14	5216.14	5217.72	0.007226	10.29	2633.84	1326.20	0.93
Reach-1	140627	25_year_Future	36000.00	5211.50	5217.74	5217.74	5219.80	0.006308	12.15	4974.58	1562.55	0.92
Reach-1	140627	50_year_Future	46000.00	5211.50	5218.50	5218.50	5220.87	0.006286	13.23	6181.46	1607.62	0.94
Reach-1	140627	100_year_Future	59000.00	5211.50	5219.40	5219.40	5222.13	0.006200	14.38	7642.01	1635.11	0.95
Reach-1	140627	500_year_Future	87000.00	5211.50	5221.51		5224.56	0.005134	15.57	11214.44	1771.67	0.90
Reach-1	140150	2_year_Future	6300.00	5209.50	5212.31		5212.79	0.001918	5.55	1385.90	1039.64	0.65
Reach-1	140150	5_year_Future	14000.00	5209.50	5213.73		5214.51	0.001699	7.25	3046.49	1341.06	0.67
Reach-1	140150	10_year_Future	20000.00	5209.50	5214.62		5215.58	0.001599	8.14	4373.20	1543.44	0.67
Reach-1	140150	25_year_Future	36000.00	5209.50	5216.72		5217.96	0.001310	9.49	7744.42	1642.70	0.65
Reach-1	140150	50_year_Future	46000.00	5209.50	5217.82		5219.22	0.001238	10.22	9550.47	1659.32	0.65
Reach-1	140150	100_year_Future	59000.00	5209.50	5219.06		5220.69	0.001196	11.09	11751.86	1796.83	0.65
Reach-1	140150	500_year_Future	87000.00	5209.50	5221.00		5223.22	0.001293	13.13	15359.69	2228.03	0.70
Reach-1	139478	2_year_Future	6300.00	5207.59	5209.99	5209.93	5210.91	0.004155	7.72	868.43	524.38	0.95
Reach-1	139478	5_year_Future	14000.00	5207.59	5211.38	5211.38	5212.86	0.003445	9.93	2075.44	1121.76	0.94
Reach-1	139478	10_year_Future	20000.00	5207.59	5212.25	5212.25	5214.03	0.003156	11.03	3099.55	1245.89	0.94
Reach-1	139478	25_year_Future	36000.00	5207.59	5213.92	5213.92	5216.53	0.003113	13.64	5229.10	1314.56	0.98
Reach-1	139478	50_year_Future	46000.00	5207.59	5215.02	5215.02	5217.88	0.002783	14.44	6765.33	1475.73	0.96
Reach-1	139478	100_year_Future	59000.00	5207.59	5216.22	5216.22	5219.40	0.002573	15.41	8734.34	2098.10	0.94
Reach-1	139478	500_year_Future	87000.00	5207.59	5218.50	5218.50	5221.98	0.002185	16.69	14364.78	2967.32	0.91
Reach-1	138874	2_year_Future	6300.00	5205.50	5207.88		5208.56	0.003451	6.66	1206.86	938.53	0.85
Reach-1	138874	5_year_Future	14000.00	5205.50	5208.86	5208.86	5210.19	0.003990	9.46	2179.80	1011.11	0.98
Reach-1	138874	10_year_Future	20000.00	5205.50	5209.52	5209.52	5211.23	0.003959	10.82	2855.89	1029.89	1.02
Reach-1	138874	25_year_Future	36000.00	5205.50	5211.24	5211.24	5213.62	0.003315	12.89	4888.51	1375.82	0.99
Reach-1	138874	50_year_Future	46000.00	5205.50	5212.25	5212.25	5214.85	0.002898	13.57	6400.48	1568.29	0.96
Reach-1	138874	100_year_Future	59000.00	5205.50	5213.25	5213.25	5216.23	0.002794	14.70	8007.19	1659.31	0.96
Reach-1	138874	500_year_Future	87000.00	5205.50	5215.16	5215.16	5218.81	0.002593	16.55	11576.56	2202.63	0.96
Reach-1	138374	2_year_Future	6300.00	5203.50	5205.69	5205.69	5206.46	0.005037	7.13	909.92	681.15	1.00
Reach-1	138374	5_year_Future	14000.00	5203.50	5206.81	5206.81	5208.09	0.004043	9.14	1867.37	1029.01	0.98
Reach-1	138374	10_year_Future	20000.00	5203.50	5207.53	5207.53	5209.09	0.003667	10.18	2683.01	1251.42	0.97
Reach-1	138374	25_year_Future	36000.00	5203.50	5209.11	5209.11	5211.25	0.003114	12.10	5053.57	1743.58	0.95
Reach-1	138374	50_year_Future	46000.00	5203.50	5210.03	5210.03	5212.37	0.002773	12.78	6788.77	2018.49	0.93
Reach-1	138374	100_year_Future	59000.00	5203.50	5210.91	5210.91	5213.60	0.002724	13.90	8580.07	2042.97	0.94
Reach-1	138374	500_year_Future	87000.00	5203.50	5212.60	5212.60	5215.93	0.002614	15.78	12105.25	2250.51	0.96
Reach-1	137573	2_year_Future	6300.00	5199.50	5201.62	5201.56	5202.27	0.004608	6.50	1010.85	850.76	0.95
Reach-1	137573	5_year_Future	14000.00	5199.50	5202.67	5202.57	5203.71	0.003604	8.25	2087.03	1125.80	0.92
Reach-1	137573	10_year_Future	20000.00	5199.50	5203.41		5204.63	0.003039	9.00	2964.50	1243.41	0.88
Reach-1	137573	25_year_Future	36000.00	5199.50	5205.33		5206.77	0.001990	9.91	5510.93	1355.96	0.77
Reach-1	137573	50_year_Future	46000.00	5199.50	5206.35		5207.94	0.001743	10.46	7224.99	2024.17	0.74
Reach-1	137573	100_year_Future	59000.00	5199.50	5207.60		5209.28	0.001485	10.91	9828.37	2164.13	0.70
Reach-1	137573	500_year_Future	87000.00	5199.50	5209.85		5211.74	0.001227	11.82	14961.45	2417.42	0.67
Reach-1	137123	2_year_Future	6300.00	5197.57	5200.18		5200.73	0.002558	5.99	1313.98	856.56	0.74
Reach-1	137123	5_year_Future	14000.00	5197.57	5201.49		5202.41	0.002258	7.86	2544.21	1019.47	0.76
Reach-1	137123	10_year_Future	20000.00	5197.57	5202.20		5203.43	0.002378	9.16	3267.60	1077.70	0.80
Reach-1	137123	25_year_Future	36000.00	5197.57	5203.63		5205.67	0.002686	11.93	4912.82	1332.20	0.90
Reach-1	137123	50_year_Future	46000.00	5197.57	5204.44		5206.88	0.002701	13.12	6099.96	1533.26	0.92
Reach-1	137123	100_year_Future	59000.00	5197.57	5205.29	5205.29	5208.25	0.002806	14.56	7441.80	1616.29	0.96
Reach-1	137123	500_year_Future	87000.00	5197.57	5207.14	5207.14	5210.78	0.002635	16.45	10591.55	1795.87	0.97
Reach-1	136336	2_year_Future	6300.00	5195.50	5197.89		5198.50	0.003140	6.29	1099.72	771.50	0.81
Reach-1	136336	5_year_Future	14000.00	5195.50	5198.64	5198.60	5200.10	0.003817	9.13	1956.37	1037.19	0.96
Reach-1	136336	10_year_Future	20000.00	5195.50	5199.55	5199.55	5201.13	0.003553	10.24	2769.31	1213.81	0.96

HEC-RAS Plan: FntnCrkFUT River: Fountain Creek Reach: Reach-1 (Continued)

Reach	River Sta	Profile	Q Total	Min Ch El	W.S. Elev	Crit W.S.	E.G. Elev	E.G. Slope	Vel Chnl	Flow Area	Top Width	Froude # Chl
			(cfs)	(ft)	(ft)	(ft)	(ft)	(ft/ft)	(ft/s)	(sq ft)	(ft)	
Reach-1	136336	25_year_Future	36000.00	5195.50	5201.08	5201.08	5203.33	0.003253	12.46	4662.56	1253.91	0.98
Reach-1	136336	50_year_Future	46000.00	5195.50	5201.82	5201.82	5204.52	0.003273	13.70	5603.95	1284.75	1.00
Reach-1	136336	100_year_Future	59000.00	5195.50	5202.89	5202.89	5205.93	0.002982	14.64	7054.69	1498.71	0.98
Reach-1	136336	500_year_Future	87000.00	5195.50	5204.99	5204.99	5208.44	0.002470	15.91	11175.70	2255.69	0.94
Reach-1	135658	2_year_Future	6300.00	5193.50	5195.88	5195.60	5196.41	0.002983	5.98	1191.69	941.00	0.79
Reach-1	135658	5_year_Future	14000.00	5193.50	5197.11		5197.97	0.002369	7.59	2530.12	1113.39	0.77
Reach-1	135658	10_year_Future	20000.00	5193.50	5197.86		5198.95	0.002264	8.59	3376.61	1154.25	0.78
Reach-1	135658	25_year_Future	36000.00	5193.50	5199.68		5201.16	0.001885	10.17	5957.56	1724.26	0.76
Reach-1	135658	50_year_Future	46000.00	5193.50	5200.40		5202.23	0.001991	11.34	7278.32	1844.70	0.79
Reach-1	135658	100_year_Future	59000.00	5193.50	5201.50		5203.55	0.001841	12.14	9326.13	1879.91	0.78
Reach-1	135658	500_year_Future	87000.00	5193.50	5203.38		5205.98	0.001784	13.88	12903.94	1933.70	0.80
Reach-1	134564	2_year_Future	6300.00	5189.50	5192.17	5191.94	5192.99	0.003225	7.26	974.70	1052.67	0.85
Reach-1	134564	5_year_Future	14000.00	5189.50	5193.40	5193.40	5194.85	0.003382	9.92	2403.85	1275.36	0.94
Reach-1	134564	10_year_Future	20000.00	5189.50	5194.23	5194.23	5195.98	0.003170	11.08	3531.60	1452.88	0.94
Reach-1	134564	25_year_Future	36000.00	5189.50	5195.81	5195.81	5198.39	0.003263	13.83	6096.94	1793.25	1.00
Reach-1	134564	50_year_Future	46000.00	5189.50	5196.96	5196.96	5199.61	0.002734	14.26	8268.33	1943.19	0.95
Reach-1	134564	100_year_Future	59000.00	5189.50	5197.93	5197.93	5201.01	0.002754	15.60	10199.20	2033.30	0.97
Reach-1	134564	500_year_Future	87000.00	5189.50	5199.96	5199.96	5203.57	0.002536	17.39	15187.17	2907.38	0.97
Reach-1	134057	2_year_Future	6300.00	5187.69	5190.06	5190.06	5191.05	0.004518	8.01	841.16	673.84	0.99
Reach-1	134057	5_year_Future	14000.00	5187.69	5191.50	5191.50	5192.94	0.003385	9.91	2309.81	1202.40	0.94
Reach-1	134057	10_year_Future	20000.00	5187.69	5192.36	5192.36	5194.08	0.003096	10.96	3454.54	1446.42	0.93
Reach-1	134057	25_year_Future	36000.00	5187.69	5194.12	5194.12	5196.44	0.002832	13.18	6273.10	1756.58	0.94
Reach-1	134057	50_year_Future	46000.00	5187.69	5195.00	5195.00	5197.65	0.002772	14.27	7842.03	1786.07	0.95
Reach-1	134057	100_year_Future	59000.00	5187.69	5195.96	5195.96	5199.06	0.002813	15.66	9565.56	1812.11	0.98
Reach-1	134057	500_year_Future	87000.00	5187.69	5197.65	5197.64	5201.76	0.002993	18.37	12678.79	1882.68	1.04
Reach-1	133487	2_year_Future	6000.00	5185.22	5187.46	5187.46	5188.40	0.004566	7.82	887.16	644.72	0.99
Reach-1	133487	5_year_Future	13000.00	5185.22	5188.75	5188.75	5190.21	0.003714	9.90	1917.39	921.32	0.97
Reach-1	133487	10_year_Future	20000.00	5185.22	5189.76	5189.76	5191.64	0.003383	11.33	2930.60	1076.65	0.97
Reach-1	133487	25_year_Future	37000.00	5185.22	5191.78	5191.78	5194.36	0.002902	13.59	5398.20	1369.04	0.96
Reach-1	133487	50_year_Future	46000.00	5185.22	5192.63	5192.63	5195.54	0.002823	14.59	6612.69	1490.36	0.96
Reach-1	133487	100_year_Future	60000.00	5185.22	5193.74	5193.74	5197.20	0.002827	16.08	8353.04	1630.92	0.99
Reach-1	133487	500_year_Future	90000.00	5185.22	5196.15	5196.15	5200.20	0.002459	17.80	12839.38	2091.49	0.96
Reach-1	132874	2_year_Future	6000.00	5181.50	5184.75		5185.00	0.000861	4.35	3488.47	1824.24	0.46
Reach-1	132874	5_year_Future	13000.00	5181.50	5186.00		5186.46	0.001054	6.15	5843.64	1943.76	0.54
Reach-1	132874	10_year_Future	20000.00	5181.50	5186.94		5187.60	0.001176	7.46	7712.09	2029.85	0.59
Reach-1	132874	25_year_Future	37000.00	5181.50	5188.75		5189.83	0.001329	9.74	11532.34	2189.84	0.66
Reach-1	132874	50_year_Future	46000.00	5181.50	5189.55		5190.82	0.001378	10.67	13303.28	2280.32	0.68
Reach-1	132874	100_year_Future	60000.00	5181.50	5190.65		5192.21	0.001443	11.94	15623.06	2325.62	0.71
Reach-1	132874	500_year_Future	90000.00	5181.50	5192.84		5194.90	0.001446	13.89	21223.06	2559.90	0.74
Reach-1	132437	2_year_Future	6000.00	5181.50	5183.53	5183.53	5184.22	0.004639	7.72	2504.97	2036.30	0.99
Reach-1	132437	5_year_Future	13000.00	5181.50	5184.47	5184.47	5185.55	0.004670	10.14	4496.12	2147.07	1.06
Reach-1	132437	10_year_Future	20000.00	5181.50	5185.21	5185.21	5186.61	0.004661	11.82	6080.79	2154.33	1.10
Reach-1	132437	25_year_Future	37000.00	5181.50	5186.63	5186.63	5188.74	0.004692	14.83	9152.21	2164.85	1.17
Reach-1	132437	50_year_Future	46000.00	5181.50	5187.34	5187.30	5189.71	0.004482	15.85	10703.24	2168.72	1.17
Reach-1	132437	100_year_Future	60000.00	5181.50	5188.50	5188.23	5191.12	0.003959	16.85	13212.31	2174.97	1.13
Reach-1	132437	500_year_Future	90000.00	5181.50	5190.56	5189.98	5193.83	0.003550	19.01	17718.03	2224.99	1.12
Reach-1	131874	2_year_Future	6000.00	5177.50	5180.16	5180.16	5181.08	0.003279	7.88	1446.31	1439.25	0.87
Reach-1	131874	5_year_Future	13000.00	5177.50	5181.45	5181.45	5182.77	0.003077	10.04	3445.35	1661.55	0.91
Reach-1	131874	10_year_Future	20000.00	5177.50	5182.37	5182.37	5184.06	0.003144	11.73	5058.68	1832.15	0.95
Reach-1	131874	25_year_Future	37000.00	5177.50	5184.15	5184.15	5186.51	0.003124	14.45	8462.15	1996.75	1.00
Reach-1	131874	50_year_Future	46000.00	5177.50	5184.92	5184.92	5187.59	0.003134	15.60	10025.59	2056.31	1.02
Reach-1	131874	100_year_Future	60000.00	5177.50	5186.01	5186.01	5189.10	0.003118	17.08	12318.72	2138.03	1.04
Reach-1	131874	500_year_Future	90000.00	5177.50	5188.03	5188.03	5191.91	0.003087	19.61	16784.89	2306.90	1.07
Reach-1	131374	2_year_Future	6000.00	5175.34	5177.81	5177.81	5178.85	0.004558	8.18	743.78	448.60	1.00
Reach-1	131374	5_year_Future	13000.00	5175.34	5179.30	5179.30	5180.80	0.003368	9.98	1951.48	1244.20	0.94
Reach-1	131374	10_year_Future	20000.00	5175.34	5180.48	5180.48	5182.16	0.002773	10.94	3784.92	1729.75	0.89
Reach-1	131374	25_year_Future	37000.00	5175.34	5182.22	5182.22	5184.64	0.002777	13.55	6872.68	1786.21	0.94
Reach-1	131374	50_year_Future	46000.00	5175.34	5183.03	5183.03	5185.74	0.002735	14.55	8345.72	1839.74	0.95
Reach-1	131374	100_year_Future	60000.00	5175.34	5184.12	5184.12	5187.32	0.002759	16.03	10388.80	1977.39	0.98
Reach-1	131374	500_year_Future	90000.00	5175.34	5186.28	5186.28	5190.17	0.002598	18.14	15027.68	2324.80	0.99
Reach-1	130874	2_year_Future	6000.00	5173.50	5176.27		5176.95	0.002739	6.73	1363.16	1030.13	0.79
Reach-1	130874	5_year_Future	13000.00	5173.50	5177.72		5178.71	0.002211	8.39	3084.47	1348.56	0.77
Reach-1	130874	10_year_Future	20000.00	5173.50	5178.75		5180.02	0.002144	9.72	4515.57	1402.15	0.79
Reach-1	130874	25_year_Future	37000.00	5173.50	5180.46		5182.52	0.002399	12.62	6937.05	1422.32	0.87
Reach-1	130874	50_year_Future	46000.00	5173.50	5181.03	5180.77	5183.63	0.002744	14.27	7743.65	1426.51	0.95
Reach-1	130874	100_year_Future	60000.00	5173.50	5181.79	5181.77	5185.26	0.003223	16.57	8844.99	1439.30	1.05
Reach-1	130874	500_year_Future	90000.00	5173.50	5184.29	5184.29	5188.40	0.002721	18.32	13230.22	2081.59	1.01
Reach-1	130374	2_year_Future	6000.00	5171.50	5174.00	5174.00	5175.17	0.004501	8.65	693.79	302.84	1.01
Reach-1	130374	5_year_Future	13000.00	5171.50	5175.71	5175.71	5177.34	0.003115	10.40	1977.17	1315.55	0.92
Reach-1	130374	10_year_Future	20000.00	5171.50	5176.95	5176.95	5178.78	0.002617	11.42	3828.16	1615.28	0.88
Reach-1	130374	25_year_Future	37000.00	5171.50	5179.08	5179.08	5181.33	0.002267	13.36	8103.81	2381.93	0.87

HEC-RAS Plan: FntnCrkFUT River: Fountain Creek Reach: Reach-1 (Continued)

Reach	River Sta	Profile	Q Total	Min Ch El	W.S. Elev	Crit W.S.	E.G. Elev	E.G. Slope	Vel Chnl	Flow Area	Top Width	Froude # Chl
			(cfs)	(ft)	(ft)	(ft)	(ft)	(ft/ft)	(ft/s)	(sq ft)	(ft)	
Reach-1	130374	50_year_Future	46000.00	5171.50	5179.90	5179.90	5182.34	0.002244	14.26	10100.20	2517.52	0.88
Reach-1	130374	100_year_Future	60000.00	5171.50	5180.97	5180.97	5183.71	0.002260	15.53	12887.40	2895.45	0.90
Reach-1	130374	500_year_Future	90000.00	5171.50	5182.82	5182.82	5186.14	0.002335	17.83	18161.86	3016.43	0.94
Reach-1	129874	2_year_Future	6000.00	5169.50	5172.96		5173.40	0.001211	5.62	2574.68	1743.21	0.55
Reach-1	129874	5_year_Future	13000.00	5169.50	5174.33		5175.06	0.001400	7.66	5324.27	2233.81	0.63
Reach-1	129874	10_year_Future	20000.00	5169.50	5175.38		5176.28	0.001425	8.86	7761.35	2414.32	0.66
Reach-1	129874	25_year_Future	37000.00	5169.50	5177.06		5178.41	0.001676	11.43	12007.98	2645.62	0.75
Reach-1	129874	50_year_Future	46000.00	5169.50	5177.72		5179.32	0.001811	12.60	13800.14	2728.21	0.79
Reach-1	129874	100_year_Future	60000.00	5169.50	5178.45		5180.52	0.002166	14.60	15802.64	2817.62	0.87
Reach-1	129874	500_year_Future	90000.00	5169.50	5179.83	5179.53	5182.81	0.002688	17.94	19817.26	2988.83	1.00
Reach-1	129460	2_year_Future	6000.00	5169.05	5171.59	5171.59	5172.53	0.003752	8.04	1413.19	1331.09	0.92
Reach-1	129460	5_year_Future	13000.00	5169.05	5172.94	5172.94	5174.18	0.003096	9.79	3693.59	1912.33	0.90
Reach-1	129460	10_year_Future	20000.00	5169.05	5173.79	5173.79	5175.37	0.003192	11.42	5356.13	2008.10	0.95
Reach-1	129460	25_year_Future	37000.00	5169.05	5175.61	5175.61	5177.49	0.002741	13.27	10432.87	3124.41	0.93
Reach-1	129460	50_year_Future	46000.00	5169.05	5176.25	5176.25	5178.34	0.002806	14.31	12456.26	3202.18	0.98
Reach-1	129460	100_year_Future	60000.00	5169.05	5177.30	5177.14	5179.52	0.002628	15.21	15886.55	3329.87	0.95
Reach-1	129460	500_year_Future	90000.00	5169.05	5178.77	5178.74	5181.61	0.002899	17.87	20863.48	3424.99	1.02
Reach-1	127168	2_year_Future	6000.00	5159.50	5163.96		5164.28	0.000560	4.34	1393.22	387.05	0.39
Reach-1	127168	5_year_Future	13000.00	5159.50	5165.61		5166.28	0.000803	6.58	2093.68	462.83	0.49
Reach-1	127168	10_year_Future	20000.00	5159.50	5166.77		5167.82	0.000991	8.29	2903.10	795.55	0.56
Reach-1	127168	25_year_Future	37000.00	5159.50	5168.55		5170.66	0.001484	11.87	4511.64	1233.50	0.72
Reach-1	127168	50_year_Future	46000.00	5159.50	5169.18		5171.93	0.001770	13.80	5377.13	1454.87	0.79
Reach-1	127168	100_year_Future	60000.00	5159.50	5169.91		5173.76	0.002269	16.21	6478.53	1709.36	0.91
Reach-1	127168	500_year_Future	90000.00	5159.50	5173.09	5173.09	5176.68	0.001818	16.50	15733.19	3427.06	0.81
Reach-1	126741	2_year_Future	6000.00	5159.50	5163.70		5164.01	0.000609	4.48	1864.72	700.50	0.40
Reach-1	126741	5_year_Future	13000.00	5159.50	5165.28		5165.92	0.000846	6.64	3355.94	1042.71	0.50
Reach-1	126741	10_year_Future	20000.00	5159.50	5166.38		5167.37	0.001040	8.33	4571.53	1307.47	0.58
Reach-1	126741	25_year_Future	37000.00	5159.50	5168.05		5169.95	0.001539	11.60	7602.06	2304.94	0.73
Reach-1	126741	50_year_Future	46000.00	5159.50	5168.73		5171.05	0.001726	13.18	9185.56	2328.20	0.78
Reach-1	126741	100_year_Future	60000.00	5159.50	5169.70		5172.58	0.001935	14.96	11457.27	2378.66	0.84
Reach-1	126741	500_year_Future	90000.00	5159.50	5171.84	5171.84	5175.32	0.001934	17.06	18103.69	3588.39	0.87
Reach-1	125720	2_year_Future	6000.00	5159.50	5161.82	5161.82	5162.64	0.004369	7.70	1534.97	1148.27	0.97
Reach-1	125720	5_year_Future	13000.00	5159.50	5162.97	5162.97	5164.25	0.003909	9.91	3204.53	1580.57	0.99
Reach-1	125720	10_year_Future	20000.00	5159.50	5163.85	5163.85	5165.49	0.003714	11.41	4675.52	1735.27	1.01
Reach-1	125720	25_year_Future	37000.00	5159.50	5165.80	5165.80	5167.82	0.002958	13.23	8506.62	2296.05	0.96
Reach-1	125720	50_year_Future	46000.00	5159.50	5166.62	5166.41	5168.82	0.002745	13.93	10571.82	2580.05	0.94
Reach-1	125720	100_year_Future	60000.00	5159.50	5167.76		5170.17	0.002564	14.93	13738.60	3064.43	0.94
Reach-1	125720	500_year_Future	90000.00	5159.50	5169.78		5172.52	0.002318	16.52	21086.91	4205.79	0.92
Reach-1	125043	2_year_Future	6000.00	5154.50	5158.17	5158.17	5159.63	0.004092	9.68	625.87	308.47	1.00
Reach-1	125043	5_year_Future	13000.00	5154.50	5160.29	5160.29	5161.84	0.002798	10.48	2614.97	1264.56	0.88
Reach-1	125043	10_year_Future	20000.00	5154.50	5161.42	5161.42	5163.31	0.002687	11.98	4233.61	1599.35	0.90
Reach-1	125043	25_year_Future	37000.00	5154.50	5163.57	5163.57	5165.96	0.002453	14.25	8336.63	2232.50	0.91
Reach-1	125043	50_year_Future	46000.00	5154.50	5164.44	5164.44	5167.04	0.002404	15.17	10411.18	2490.89	0.92
Reach-1	125043	100_year_Future	60000.00	5154.50	5165.63	5165.63	5168.47	0.002346	16.35	13576.51	2840.20	0.92
Reach-1	125043	500_year_Future	90000.00	5154.50	5167.67	5167.67	5170.91	0.002289	18.34	19981.05	3440.15	0.94
Reach-1	124308	2_year_Future	6000.00	5152.28	5155.23	5155.14	5155.89	0.002819	7.10	1711.48	1378.10	0.80
Reach-1	124308	5_year_Future	13000.00	5152.28	5156.33		5157.29	0.002859	9.18	3324.97	1550.01	0.86
Reach-1	124308	10_year_Future	20000.00	5152.28	5157.13		5158.36	0.002982	10.71	4617.59	1666.63	0.91
Reach-1	124308	25_year_Future	37000.00	5152.28	5158.67	5158.41	5160.41	0.003049	13.31	7349.99	1890.08	0.97
Reach-1	124308	50_year_Future	46000.00	5152.28	5159.38	5159.09	5161.32	0.003021	14.29	8717.99	1993.04	0.98
Reach-1	124308	100_year_Future	60000.00	5152.28	5160.24	5159.96	5162.59	0.003194	15.94	10489.29	2131.36	1.03
Reach-1	124308	500_year_Future	90000.00	5152.28	5161.79	5161.79	5164.86	0.003414	18.71	14022.74	2398.84	1.10
Reach-1	123118	2_year_Future	6000.00	5148.69	5151.06	5151.06	5151.74	0.004435	7.48	1877.92	1550.81	0.97
Reach-1	123118	5_year_Future	13000.00	5148.69	5151.99	5151.99	5153.07	0.004479	9.84	3383.52	1697.56	1.04
Reach-1	123118	10_year_Future	20000.00	5148.69	5152.74	5152.74	5154.12	0.004336	11.36	4700.56	1798.29	1.06
Reach-1	123118	25_year_Future	37000.00	5148.69	5154.18	5154.18	5156.16	0.004191	14.02	7428.75	1989.73	1.11
Reach-1	123118	50_year_Future	46000.00	5148.69	5154.80	5154.77	5157.08	0.004197	15.18	8693.38	2075.48	1.13
Reach-1	123118	100_year_Future	60000.00	5148.69	5155.79	5155.79	5158.36	0.003925	16.36	10846.50	2246.86	1.12
Reach-1	123118	500_year_Future	90000.00	5148.69	5157.64	5157.46	5160.69	0.003495	18.21	15200.03	2449.50	1.10
Reach-1	122463	2_year_Future	6000.00	5144.50	5148.65		5149.17	0.001609	8.16	2029.08	1336.63	0.63
Reach-1	122463	5_year_Future	13000.00	5144.50	5149.94		5150.73	0.001956	8.08	3904.96	1548.18	0.73
Reach-1	122463	10_year_Future	20000.00	5144.50	5150.83		5151.86	0.002073	9.50	5634.27	2001.60	0.77
Reach-1	122463	25_year_Future	37000.00	5144.50	5152.40		5153.97	0.002325	12.19	8827.88	2070.14	0.86
Reach-1	122463	50_year_Future	46000.00	5144.50	5153.10		5154.91	0.002380	13.24	10302.59	2098.55	0.88
Reach-1	122463	100_year_Future	60000.00	5144.50	5154.09		5156.22	0.002434	14.63	12393.03	2138.18	0.91
Reach-1	122463	500_year_Future	90000.00	5144.50	5155.80	5155.09	5158.66	0.002626	17.29	16154.89	2338.04	0.98
Reach-1	121755	2_year_Future	6000.00	5144.71	5146.33	5146.33	5147.02	0.007592	8.28	1860.59	1416.04	1.21
Reach-1	121755	5_year_Future	13000.00	5144.71	5147.27	5147.27	5148.39	0.006480	10.66	3242.30	1547.05	1.22
Reach-1	121755	10_year_Future	20000.00	5144.71	5148.01	5148.01	5149.48	0.006009	12.30	4433.23	1651.65	1.23
Reach-1	121755	25_year_Future	37000.00	5144.71	5149.53	5149.53	5151.57	0.005101	14.76	7099.44	1864.33	1.21
Reach-1	121755	50_year_Future	46000.00	5144.71	5150.19	5150.19	5152.52	0.004906	15.83	8372.21	1957.71	1.21

HEC-RAS Plan: FntnCrkFUT River: Fountain Creek Reach: Reach-1 (Continued)

Reach	River Sta	Profile	Q Total	Min Ch El	W.S. Elev	Crit W.S.	E.G. Elev	E.G. Slope	Vel Chnl	Flow Area	Top Width	Froude # Chl
			(cfs)	(ft)	(ft)	(ft)	(ft)	(ft/ft)	(ft/s)	(sq ft)	(ft)	
Reach-1	121755	100_year_Future	60000.00	5144.71	5151.14	5151.14	5153.84	0.004668	17.22	10283.46	2090.10	1.21
Reach-1	121755	500_year_Future	90000.00	5144.71	5152.91	5152.91	5156.27	0.004281	19.49	14215.34	2339.27	1.21
Reach-1	120965	2_year_Future	6000.00	5138.17	5141.15	5141.15	5141.82	0.003515	7.49	2120.95	1851.84	0.89
Reach-1	120965	5_year_Future	13000.00	5138.17	5142.06	5142.06	5143.11	0.003936	9.98	3836.73	1898.33	0.99
Reach-1	120965	10_year_Future	20000.00	5138.17	5142.77	5142.77	5144.13	0.004133	11.71	5191.61	1934.25	1.05
Reach-1	120965	25_year_Future	37000.00	5138.17	5144.78		5146.24	0.002814	12.78	9171.66	2036.11	0.93
Reach-1	120965	50_year_Future	46000.00	5138.17	5145.61		5147.21	0.002643	13.54	10881.91	2081.56	0.92
Reach-1	120965	100_year_Future	60000.00	5138.17	5146.72		5148.56	0.002536	14.70	13242.77	2154.12	0.93
Reach-1	120965	500_year_Future	90000.00	5138.17	5148.29	5147.38	5150.88	0.002889	17.73	16709.68	2262.62	1.02
Reach-1	118916	2_year_Future	6000.00	5129.50	5134.25	5133.15	5134.75	0.001073	8.06	1786.80	847.62	0.54
Reach-1	118916	5_year_Future	13000.00	5129.50	5135.67	5134.81	5138.66	0.001528	8.88	3205.61	1151.51	0.68
Reach-1	118916	10_year_Future	20000.00	5129.50	5136.62		5138.07	0.001884	11.00	4397.74	1355.15	0.77
Reach-1	118916	25_year_Future	37000.00	5129.50	5138.23		5140.67	0.002539	14.86	6860.08	1700.22	0.93
Reach-1	118916	50_year_Future	46000.00	5129.50	5139.09	5139.09	5141.78	0.002545	15.94	8409.61	1885.94	0.95
Reach-1	118916	100_year_Future	60000.00	5129.50	5140.29	5140.29	5143.27	0.002515	17.26	10826.17	2142.98	0.96
Reach-1	118916	500_year_Future	90000.00	5129.50	5142.54	5142.54	5145.64	0.002239	18.65	16040.33	2379.54	0.94
Reach-1	118139	2_year_Future	6000.00	5129.96	5132.34	5132.34	5133.21	0.004438	7.74	1061.38	783.01	0.98
Reach-1	118139	5_year_Future	13000.00	5129.96	5133.55	5133.55	5134.87	0.003700	9.76	2202.26	1089.89	0.97
Reach-1	118139	10_year_Future	20000.00	5129.96	5134.49	5134.49	5136.13	0.003393	11.11	3334.21	1324.93	0.97
Reach-1	118139	25_year_Future	37000.00	5129.96	5136.26	5136.26	5138.44	0.003016	13.30	6077.26	1769.41	0.97
Reach-1	118139	50_year_Future	46000.00	5129.96	5137.05	5137.05	5139.44	0.002890	14.14	7540.85	1977.70	0.97
Reach-1	118139	100_year_Future	60000.00	5129.96	5138.08	5138.08	5140.77	0.002797	15.32	9723.94	2240.21	0.97
Reach-1	118139	500_year_Future	90000.00	5129.96	5139.94	5139.94	5143.13	0.002659	17.25	14318.46	2706.36	0.98
Reach-1	117469	2_year_Future	6000.00	5124.50	5128.85		5128.89	0.000153	2.36	9094.41	2570.88	0.20
Reach-1	117469	5_year_Future	13000.00	5124.50	5130.61		5130.68	0.000199	3.42	13852.36	2871.68	0.25
Reach-1	117469	10_year_Future	20000.00	5124.50	5131.81		5131.92	0.000239	4.23	17382.48	3013.29	0.28
Reach-1	117469	25_year_Future	37000.00	5124.50	5133.94		5134.15	0.000311	5.75	24072.93	3264.85	0.33
Reach-1	117469	50_year_Future	46000.00	5124.50	5134.81		5135.06	0.000344	6.43	28958.42	3367.56	0.36
Reach-1	117469	100_year_Future	60000.00	5124.50	5135.98		5136.31	0.000391	7.38	30989.58	3553.66	0.39
Reach-1	117469	500_year_Future	90000.00	5124.50	5138.05		5138.54	0.000467	9.03	38620.46	3782.22	0.44
Reach-1	116982	2_year_Future	6000.00	5124.84	5127.61	5127.61	5128.58	0.003874	8.37	1351.37	997.20	0.95
Reach-1	116982	5_year_Future	13000.00	5124.84	5129.06	5129.06	5130.32	0.003030	10.10	3189.94	1545.28	0.90
Reach-1	116982	10_year_Future	20000.00	5124.84	5129.99	5129.99	5131.50	0.002965	11.53	4788.90	1898.13	0.93
Reach-1	116982	25_year_Future	37000.00	5124.84	5131.62	5131.62	5133.62	0.002992	14.07	8189.46	2268.95	0.98
Reach-1	116982	50_year_Future	46000.00	5124.84	5132.40	5132.40	5134.51	0.002848	14.81	10026.33	2445.31	0.97
Reach-1	116982	100_year_Future	60000.00	5124.84	5133.31	5133.31	5135.70	0.002898	16.18	12360.05	2652.78	1.00
Reach-1	116982	500_year_Future	90000.00	5124.84	5134.94	5134.94	5137.83	0.002984	18.54	16981.62	3019.29	1.05
Reach-1	116327	2_year_Future	6000.00	5119.50	5122.48	5122.48	5123.66	0.003972	8.80	863.22	531.61	0.97
Reach-1	116327	5_year_Future	13000.00	5119.50	5124.14	5124.14	5125.86	0.003181	10.97	2004.02	844.73	0.94
Reach-1	116327	10_year_Future	20000.00	5119.50	5125.44	5125.44	5127.49	0.002794	12.28	3255.17	1063.75	0.92
Reach-1	116327	25_year_Future	37000.00	5119.50	5127.61	5127.61	5130.45	0.002695	15.04	5794.57	1276.80	0.96
Reach-1	116327	50_year_Future	46000.00	5119.50	5128.62	5128.62	5131.75	0.002596	16.03	7135.92	1376.09	0.96
Reach-1	116327	100_year_Future	60000.00	5119.50	5129.80	5129.80	5133.49	0.002677	17.72	8829.08	1492.06	0.99
Reach-1	116327	500_year_Future	90000.00	5119.50	5133.11	5133.11	5135.91	0.001631	16.77	19718.38	4188.52	0.81
Reach-1	115654	2_year_Future	6000.00	5116.73	5119.80		5120.74	0.003326	8.03	1172.49	787.71	0.88
Reach-1	115654	5_year_Future	13000.00	5116.73	5121.13	5121.13	5122.67	0.003336	10.63	2406.77	1043.35	0.95
Reach-1	115654	10_year_Future	20000.00	5116.73	5122.29	5122.29	5124.10	0.002965	11.91	3724.82	1248.15	0.93
Reach-1	115654	25_year_Future	37000.00	5116.73	5124.31	5124.31	5126.71	0.002733	14.32	6621.97	1609.24	0.95
Reach-1	115654	50_year_Future	46000.00	5116.73	5124.94	5124.94	5127.84	0.003029	15.95	7661.68	1720.45	1.01
Reach-1	115654	100_year_Future	60000.00	5116.73	5126.59	5126.59	5129.38	0.002392	16.13	11014.68	2277.45	0.93
Reach-1	115654	500_year_Future	90000.00	5116.73	5128.54	5128.54	5131.81	0.002377	18.24	16019.90	2849.17	0.96
Reach-1	115029	2_year_Future	6000.00	5114.50	5117.50	5117.50	5118.44	0.004089	8.06	1310.45	1069.02	0.96
Reach-1	115029	5_year_Future	13000.00	5114.50	5118.88	5118.88	5120.12	0.003134	9.74	3252.41	1660.81	0.91
Reach-1	115029	10_year_Future	20000.00	5114.50	5119.75	5119.75	5121.30	0.003134	11.26	4765.55	1807.67	0.94
Reach-1	115029	25_year_Future	37000.00	5114.50	5121.36	5121.36	5123.58	0.003228	14.04	8385.90	2717.67	1.00
Reach-1	115029	50_year_Future	46000.00	5114.50	5122.08	5122.08	5124.60	0.003245	15.17	10489.68	3136.28	1.03
Reach-1	115029	100_year_Future	60000.00	5114.50	5123.11	5123.11	5126.03	0.003213	16.59	14046.42	3738.89	1.05
Reach-1	115029	500_year_Future	90000.00	5114.50	5125.16	5125.16	5128.66	0.002991	18.69	22479.63	4344.54	1.05
Reach-1	114267	2_year_Future	6000.00	5109.68	5113.03		5113.43	0.001385	5.64	2598.49	1919.07	0.58
Reach-1	114267	5_year_Future	13000.00	5109.68	5114.09		5114.76	0.001760	7.82	5063.96	2681.98	0.69
Reach-1	114267	10_year_Future	20000.00	5109.68	5114.83	5114.41	5115.68	0.001946	9.22	7151.37	2981.60	0.75
Reach-1	114267	25_year_Future	37000.00	5109.68	5115.95		5117.30	0.002603	12.28	10595.66	3195.78	0.90
Reach-1	114267	50_year_Future	46000.00	5109.68	5116.43	5116.24	5118.01	0.002850	13.55	12150.98	3284.98	0.95
Reach-1	114267	100_year_Future	60000.00	5109.68	5117.31	5116.98	5119.03	0.002784	14.55	15114.96	3448.53	0.96
Reach-1	114267	500_year_Future	90000.00	5109.68	5119.09		5120.95	0.002433	15.83	21589.84	3778.37	0.93
Reach-1	113455	2_year_Future	6000.00	5108.98	5110.99	5110.99	5111.47	0.005181	7.08	2418.17	2479.78	1.01
Reach-1	113455	5_year_Future	13000.00	5108.98	5111.64	5111.64	5112.40	0.005678	9.40	4084.24	2618.33	1.12
Reach-1	113455	10_year_Future	20000.00	5108.98	5112.16	5112.16	5113.13	0.005800	10.98	5475.18	2726.26	1.18
Reach-1	113455	25_year_Future	37000.00	5108.98	5113.62	5113.16	5114.66	0.003835	11.89	9518.26	2809.09	1.03
Reach-1	113455	50_year_Future	46000.00	5108.98	5114.50		5115.50	0.002903	11.76	12014.67	2831.46	0.92
Reach-1	113455	100_year_Future	60000.00	5108.98	5115.62		5116.72	0.002472	12.41	15390.62	3238.76	0.88

HEC-RAS Plan: FntnCrkFUT River: Fountain Creek Reach: Reach-1 (Continued)

Reach	River Sta	Profile	Q Total	Min Ch El	W.S. Elev	Crit W.S.	E.G. Elev	E.G. Slope	Vel Chnl	Flow Area	Top Width	Froude # Chl
			(cfs)	(ft)	(ft)	(ft)	(ft)	(ft/ft)	(ft/s)	(sq ft)	(ft)	
Reach-1	113455	500_year_Future	90000.00	5108.98	5117.57		5118.93	0.002182	14.00	22248.36	3824.88	0.87
Reach-1	112887	2_year_Future	6000.00	5104.50	5108.13		5108.41	0.000895	4.71	2904.76	1776.75	0.47
Reach-1	112887	5_year_Future	13000.00	5104.50	5109.81		5110.16	0.000712	5.62	6661.63	2679.70	0.45
Reach-1	112887	10_year_Future	20000.00	5104.50	5111.17		5111.51	0.000578	5.97	10484.28	2801.08	0.43
Reach-1	112887	25_year_Future	37000.00	5104.50	5113.41		5113.84	0.000533	7.07	17250.05	3134.14	0.43
Reach-1	112887	50_year_Future	46000.00	5104.50	5114.24		5114.73	0.000558	7.70	19893.84	3220.89	0.45
Reach-1	112887	100_year_Future	60000.00	5104.50	5115.35		5115.95	0.000610	8.69	23538.80	3436.75	0.48
Reach-1	112887	500_year_Future	90000.00	5104.50	5117.24		5118.12	0.000732	10.65	30747.73	4183.32	0.54
Reach-1	112261	2_year_Future	6000.00	5103.59	5106.29	5106.29	5107.28	0.004292	8.11	938.99	631.57	0.97
Reach-1	112261	5_year_Future	13000.00	5103.59	5107.66	5107.66	5109.16	0.003587	10.29	1985.60	902.21	0.97
Reach-1	112261	10_year_Future	20000.00	5103.59	5108.73	5108.73	5110.64	0.003245	11.69	3073.00	1115.92	0.96
Reach-1	112261	25_year_Future	37000.00	5103.59	5111.13	5111.13	5113.09	0.002147	12.58	7470.51	2710.10	0.84
Reach-1	112261	50_year_Future	46000.00	5103.59	5111.86	5111.86	5113.96	0.002123	13.38	9505.40	2820.71	0.85
Reach-1	112261	100_year_Future	60000.00	5103.59	5112.77	5112.77	5115.12	0.002189	14.63	12126.28	2957.09	0.88
Reach-1	112261	500_year_Future	90000.00	5103.59	5114.39	5114.39	5117.18	0.002289	16.70	17122.20	3200.99	0.92
Reach-1	111640	2_year_Future	6000.00	5099.50	5101.90	5101.90	5102.88	0.004342	8.00	897.25	629.32	0.98
Reach-1	111640	5_year_Future	13000.00	5099.50	5103.25	5103.25	5104.74	0.003540	10.08	1976.46	965.93	0.96
Reach-1	111640	10_year_Future	20000.00	5099.50	5104.31	5104.31	5106.14	0.003174	11.41	3140.18	1229.65	0.95
Reach-1	111640	25_year_Future	37000.00	5099.50	5106.32	5106.32	5108.60	0.002645	13.32	6111.95	1730.05	0.92
Reach-1	111640	50_year_Future	46000.00	5099.50	5107.70		5109.71	0.001908	12.86	8736.56	2074.06	0.81
Reach-1	111640	100_year_Future	60000.00	5099.50	5109.37		5111.25	0.001483	12.88	12466.41	2303.56	0.73
Reach-1	111640	500_year_Future	90000.00	5099.50	5111.88		5113.93	0.001290	14.04	19113.10	3080.32	0.71
Reach-1	110310	2_year_Future	5900.00	5094.52	5098.87		5099.21	0.000720	5.05	2110.25	758.61	0.44
Reach-1	110310	5_year_Future	13000.00	5094.52	5100.44		5101.19	0.001068	7.66	3459.40	959.84	0.57
Reach-1	110310	10_year_Future	20000.00	5094.52	5101.51		5102.65	0.001321	9.57	4579.26	1126.07	0.65
Reach-1	110310	25_year_Future	38000.00	5094.52	5103.38		5105.49	0.001860	13.39	6956.56	1415.69	0.81
Reach-1	110310	50_year_Future	49000.00	5094.52	5104.14		5106.89	0.002225	15.50	8064.11	1532.04	0.90
Reach-1	110310	100_year_Future	63000.00	5094.52	5105.01	5105.01	5108.51	0.002560	17.72	9466.69	1701.58	0.98
Reach-1	110310	500_year_Future	95000.00	5094.52	5107.68	5107.68	5111.51	0.002253	19.34	15149.95	2549.45	0.95
Reach-1	109520	2_year_Future	5900.00	5094.92	5097.09	5097.09	5098.00	0.004394	7.84	1077.21	794.10	0.97
Reach-1	109520	5_year_Future	13000.00	5094.92	5098.41	5098.41	5099.74	0.003496	9.79	2356.77	1116.86	0.95
Reach-1	109520	10_year_Future	20000.00	5094.92	5099.32	5099.32	5101.02	0.003381	11.31	3402.70	1179.02	0.97
Reach-1	109520	25_year_Future	38000.00	5094.92	5101.27	5101.27	5103.62	0.003023	13.76	6095.03	1677.60	0.98
Reach-1	109520	50_year_Future	49000.00	5094.92	5102.27	5102.27	5104.86	0.002832	14.72	7934.42	1995.80	0.97
Reach-1	109520	100_year_Future	63000.00	5094.92	5103.39	5103.39	5106.22	0.002652	15.69	10369.26	2351.69	0.96
Reach-1	109520	500_year_Future	95000.00	5094.92	5105.61	5105.61	5108.66	0.002283	17.05	16863.13	3941.87	0.93
Reach-1	108807	2_year_Future	5900.00	5089.50	5091.91	5091.71	5092.68	0.003743	7.58	1278.42	654.81	0.91
Reach-1	108807	5_year_Future	13000.00	5089.50	5093.32		5094.66	0.003368	10.04	2323.55	838.91	0.94
Reach-1	108807	10_year_Future	20000.00	5089.50	5094.25	5094.25	5096.16	0.003540	12.03	3169.36	951.36	1.00
Reach-1	108807	25_year_Future	38000.00	5089.50	5096.48	5096.48	5099.08	0.002981	14.44	5627.67	1387.88	0.98
Reach-1	108807	50_year_Future	49000.00	5089.50	5097.60	5097.60	5100.47	0.002769	15.42	7362.34	1717.53	0.97
Reach-1	108807	100_year_Future	63000.00	5089.50	5098.85	5098.85	5101.96	0.002571	16.40	9733.67	2085.52	0.96
Reach-1	108807	500_year_Future	95000.00	5089.50	5101.16	5101.16	5104.65	0.002313	18.10	15358.94	2769.33	0.94
Reach-1	107536	2_year_Future	5900.00	5084.64	5087.84		5088.54	0.002825	6.72	992.67	651.06	0.79
Reach-1	107536	5_year_Future	13000.00	5084.64	5088.90	5088.90	5090.31	0.003495	9.70	1836.59	939.68	0.94
Reach-1	107536	10_year_Future	20000.00	5084.64	5089.91	5089.91	5091.65	0.003158	11.01	2915.82	1212.47	0.94
Reach-1	107536	25_year_Future	38000.00	5084.64	5091.87	5091.87	5094.18	0.002751	13.22	5719.62	1624.57	0.93
Reach-1	107536	50_year_Future	49000.00	5084.64	5092.81	5092.81	5095.42	0.002667	14.29	7332.95	1810.05	0.94
Reach-1	107536	100_year_Future	63000.00	5084.64	5093.88	5093.88	5096.79	0.002566	15.38	9388.29	2021.85	0.94
Reach-1	107536	500_year_Future	95000.00	5084.64	5095.95	5095.95	5099.41	0.002421	17.33	14122.13	2604.73	0.95
Reach-1	107076	2_year_Future	5900.00	5084.50	5086.29	5086.17	5086.79	0.004928	7.04	2235.19	1707.77	0.99
Reach-1	107076	5_year_Future	13000.00	5084.50	5087.43		5088.10	0.003385	8.41	4213.70	1749.56	0.90
Reach-1	107076	10_year_Future	20000.00	5084.50	5088.23		5089.12	0.003254	9.79	5619.48	1778.68	0.92
Reach-1	107076	25_year_Future	38000.00	5084.50	5089.62	5089.04	5091.21	0.003781	13.18	8141.72	1903.78	1.05
Reach-1	107076	50_year_Future	49000.00	5084.50	5090.35	5089.70	5092.35	0.003951	14.78	9589.24	2060.73	1.10
Reach-1	107076	100_year_Future	63000.00	5084.50	5091.09	5090.83	5093.61	0.004266	16.67	11159.41	2212.65	1.16
Reach-1	107076	500_year_Future	95000.00	5084.50	5092.79	5092.79	5096.04	0.004143	19.23	15218.63	2563.95	1.19
Reach-1	106454	2_year_Future	5900.00	5081.22	5084.07		5084.67	0.002477	6.84	2043.01	1591.19	0.76
Reach-1	106454	5_year_Future	13000.00	5081.22	5085.12		5086.12	0.002928	9.38	4064.00	2186.87	0.88
Reach-1	106454	10_year_Future	20000.00	5081.22	5085.85		5087.10	0.003127	10.97	5899.01	2313.82	0.93
Reach-1	106454	25_year_Future	38000.00	5081.22	5087.36	5087.23	5089.05	0.003188	13.55	9397.77	2578.01	0.99
Reach-1	106454	50_year_Future	49000.00	5081.22	5087.96	5087.95	5090.02	0.003542	15.24	10967.01	2681.88	1.06
Reach-1	106454	100_year_Future	63000.00	5081.22	5088.75	5088.75	5091.12	0.003825	16.67	13155.27	2820.34	1.10
Reach-1	106454	500_year_Future	95000.00	5081.22	5090.35	5090.35	5093.26	0.003648	19.12	17897.76	3134.22	1.14
Reach-1	105746	2_year_Future	5900.00	5079.50	5081.37	5081.37	5082.04	0.006116	7.49	1672.03	1361.78	1.09
Reach-1	105746	5_year_Future	13000.00	5079.50	5082.29	5082.29	5083.38	0.005344	9.71	3068.40	1633.25	1.11
Reach-1	105746	10_year_Future	20000.00	5079.50	5083.06	5083.06	5084.40	0.004720	10.98	4393.07	1840.44	1.09
Reach-1	105746	25_year_Future	38000.00	5079.50	5084.55	5084.55	5086.45	0.004207	13.41	7435.27	2245.08	1.10
Reach-1	105746	50_year_Future	49000.00	5079.50	5085.44	5085.33	5087.48	0.003850	14.05	9545.43	2476.84	1.05
Reach-1	105746	100_year_Future	63000.00	5079.50	5086.45	5086.20	5088.60	0.003208	14.73	12188.87	2733.53	1.01
Reach-1	105746	500_year_Future	95000.00	5079.50	5088.41	5087.82	5090.82	0.002691	16.06	18021.61	3225.86	0.97

HEC-RAS Plan: FntnCrkFUT River: Fountain Creek Reach: Reach-1 (Continued)

Reach	River Sta	Profile	Q Total	Min Ch El	W.S. Elev	Crit W.S.	E.G. Elev	E.G. Slope	Vel Chnl	Flow Area	Top Width	Froude # Chl
			(cfs)	(ft)	(ft)	(ft)	(ft)	(ft/ft)	(ft/s)	(sq ft)	(ft)	
Reach-1	105207	2_year_Future	5900.00	5074.50	5077.54	5077.54	5078.58	0.003923	8.39	1003.18	699.38	0.95
Reach-1	105207	5_year_Future	13000.00	5074.50	5079.05	5079.05	5080.60	0.003272	10.58	2388.82	1108.26	0.94
Reach-1	105207	10_year_Future	20000.00	5074.50	5080.26	5080.26	5082.04	0.002807	11.72	3901.56	1414.52	0.91
Reach-1	105207	25_year_Future	38000.00	5074.50	5082.31	5082.31	5084.60	0.002580	14.06	7328.79	1982.05	0.92
Reach-1	105207	50_year_Future	49000.00	5074.50	5083.32	5083.32	5085.80	0.002483	15.06	9490.47	2309.87	0.93
Reach-1	105207	100_year_Future	63000.00	5074.50	5084.54		5087.11	0.002274	15.81	12551.28	2706.98	0.91
Reach-1	105207	500_year_Future	95000.00	5074.50	5087.42		5089.67	0.001801	15.84	21689.49	3643.57	0.80
Reach-1	103740	2_year_Future	5900.00	5069.54	5073.04		5073.51	0.001337	5.79	1592.00	644.07	0.58
Reach-1	103740	5_year_Future	13000.00	5069.54	5074.38		5075.42	0.001890	8.74	2529.57	758.01	0.73
Reach-1	103740	10_year_Future	20000.00	5069.54	5075.24		5076.92	0.002431	11.15	3214.63	846.92	0.85
Reach-1	103740	25_year_Future	38000.00	5069.54	5077.13	5077.13	5080.04	0.002934	15.00	5155.56	1210.35	0.99
Reach-1	103740	50_year_Future	49000.00	5069.54	5078.33	5078.33	5081.60	0.002758	16.12	6741.66	1420.73	0.98
Reach-1	103740	100_year_Future	63000.00	5069.54	5079.56	5079.56	5083.35	0.002727	17.57	8623.98	1625.70	1.00
Reach-1	103740	500_year_Future	95000.00	5069.54	5082.26	5082.26	5086.61	0.002403	19.44	14306.11	2622.95	0.98
Reach-1	103036	2_year_Future	5900.00	5069.14	5071.28	5071.17	5071.96	0.004143	7.24	1556.75	1100.15	0.93
Reach-1	103036	5_year_Future	13000.00	5069.14	5072.31	5072.26	5073.49	0.004230	9.89	2794.80	1309.74	1.02
Reach-1	103036	10_year_Future	20000.00	5069.14	5073.11	5073.11	5074.69	0.004176	11.47	3909.23	1471.92	1.05
Reach-1	103036	25_year_Future	38000.00	5069.14	5074.89	5074.89	5077.04	0.003559	13.77	6860.22	1833.31	1.04
Reach-1	103036	50_year_Future	49000.00	5069.14	5075.72	5075.72	5078.22	0.003524	15.05	8460.55	2029.97	1.06
Reach-1	103036	100_year_Future	63000.00	5069.14	5076.74	5076.74	5079.54	0.003337	16.18	10641.70	2271.42	1.05
Reach-1	103036	500_year_Future	95000.00	5069.14	5078.74	5078.74	5082.03	0.003006	18.05	15744.00	2859.00	1.04
Reach-1	101934	2_year_Future	5900.00	5063.74	5066.50	5066.50	5067.47	0.003955	8.33	1341.44	973.52	0.95
Reach-1	101934	5_year_Future	13000.00	5063.74	5067.91	5067.91	5069.32	0.003379	10.50	3052.97	1453.07	0.95
Reach-1	101934	10_year_Future	20000.00	5063.74	5068.95	5068.95	5070.65	0.003137	11.89	4748.08	1806.63	0.95
Reach-1	101934	25_year_Future	38000.00	5063.74	5071.09	5071.09	5073.06	0.002536	13.66	9694.53	2623.28	0.91
Reach-1	101934	50_year_Future	49000.00	5063.74	5071.85	5071.85	5074.13	0.002691	15.07	11669.71	2638.97	0.96
Reach-1	101934	100_year_Future	63000.00	5063.74	5072.74	5072.74	5075.35	0.002800	16.53	14063.73	2726.06	0.99
Reach-1	101934	500_year_Future	95000.00	5063.74	5074.47	5074.47	5077.77	0.002976	19.25	19049.14	3031.08	1.05
Reach-1	101437	2_year_Future	5900.00	5059.65	5062.32	5062.32	5063.37	0.004354	8.69	1133.40	619.74	1.00
Reach-1	101437	5_year_Future	13000.00	5059.65	5063.79	5063.79	5065.49	0.003860	11.39	2112.57	697.51	1.02
Reach-1	101437	10_year_Future	20000.00	5059.65	5065.32	5065.32	5067.09	0.002693	11.81	3970.32	1951.28	0.90
Reach-1	101437	25_year_Future	38000.00	5059.65	5067.35	5067.35	5069.59	0.002549	14.23	8062.50	2086.68	0.92
Reach-1	101437	50_year_Future	49000.00	5059.65	5068.24	5068.24	5070.80	0.002623	15.57	9954.77	2146.40	0.95
Reach-1	101437	100_year_Future	63000.00	5059.65	5069.27	5069.27	5072.17	0.002654	16.94	12207.01	2215.39	0.98
Reach-1	101437	500_year_Future	95000.00	5059.65	5071.42	5071.42	5074.86	0.002579	19.17	17552.88	2700.89	1.00
Reach-1	100903	2_year_Future	5900.00	5056.89	5059.92		5060.43	0.002050	6.19	2164.31	1836.45	0.69
Reach-1	100903	5_year_Future	13000.00	5056.89	5061.75		5062.20	0.001060	6.42	5687.36	1961.62	0.54
Reach-1	100903	10_year_Future	20000.00	5056.89	5063.16		5063.64	0.000838	6.89	8484.10	2008.85	0.51
Reach-1	100903	25_year_Future	38000.00	5056.89	5065.24		5066.02	0.000946	9.00	12758.31	2152.02	0.57
Reach-1	100903	50_year_Future	49000.00	5056.89	5066.21		5067.16	0.001011	10.06	14943.27	2354.09	0.60
Reach-1	100903	100_year_Future	63000.00	5056.89	5067.29		5068.44	0.001076	11.21	17611.18	2577.20	0.63
Reach-1	100903	500_year_Future	95000.00	5056.89	5069.40		5070.93	0.001167	13.28	23488.52	3015.86	0.68
Reach-1	100096	2_year_Future	5900.00	5054.50	5058.58		5059.12	0.001313	6.20	1836.72	833.10	0.58
Reach-1	100096	5_year_Future	13000.00	5054.50	5059.94		5061.03	0.001833	9.12	2929.52	1045.90	0.73
Reach-1	100096	10_year_Future	20000.00	5054.50	5060.75		5062.45	0.002399	11.57	4543.72	2109.59	0.86
Reach-1	100096	25_year_Future	38000.00	5054.50	5062.60		5064.73	0.002416	14.02	8674.22	2342.92	0.90
Reach-1	100096	50_year_Future	49000.00	5054.50	5063.56		5065.83	0.002352	14.98	10976.10	2462.65	0.91
Reach-1	100096	100_year_Future	63000.00	5054.50	5064.63		5067.06	0.002308	16.06	13668.79	2599.28	0.92
Reach-1	100096	500_year_Future	95000.00	5054.50	5066.67		5069.52	0.002267	18.11	19289.68	2899.33	0.94
Reach-1	99434	2_year_Future	5900.00	5054.73	5056.73	5056.73	5057.55	0.005334	8.08	1617.80	1123.38	1.06
Reach-1	99434	5_year_Future	13000.00	5054.73	5057.88	5057.88	5059.18	0.004613	10.43	3073.27	1404.82	1.07
Reach-1	99434	10_year_Future	20000.00	5054.73	5058.81	5058.81	5060.39	0.004028	11.89	4492.22	1631.78	1.04
Reach-1	99434	25_year_Future	38000.00	5054.73	5060.65	5060.65	5062.81	0.003513	14.12	7947.02	2181.61	1.04
Reach-1	99434	50_year_Future	49000.00	5054.73	5061.53	5061.53	5063.96	0.003390	15.28	9936.18	2344.81	1.04
Reach-1	99434	100_year_Future	63000.00	5054.73	5062.53	5062.53	5065.25	0.003256	16.42	12372.22	2524.89	1.05
Reach-1	99434	500_year_Future	95000.00	5054.73	5064.40	5064.40	5067.72	0.003143	18.68	17414.39	2861.85	1.07
Reach-1	98943	2_year_Future	5900.00	5050.73	5053.69	5053.69	5054.66	0.003704	8.30	1406.54	1096.37	0.93
Reach-1	98943	5_year_Future	13000.00	5050.73	5055.15	5055.15	5056.49	0.003057	10.27	3504.14	1724.84	0.91
Reach-1	98943	10_year_Future	20000.00	5050.73	5056.12	5056.12	5057.75	0.003007	11.78	5245.01	1876.10	0.94
Reach-1	98943	25_year_Future	38000.00	5050.73	5057.96	5057.96	5060.22	0.003032	14.83	8952.54	2152.03	0.99
Reach-1	98943	50_year_Future	49000.00	5050.73	5058.86	5058.86	5061.44	0.003054	15.95	10949.85	2286.92	1.02
Reach-1	98943	100_year_Future	63000.00	5050.73	5059.85	5059.85	5062.82	0.003100	17.43	13290.86	2440.78	1.04
Reach-1	98943	500_year_Future	95000.00	5050.73	5061.95	5061.95	5065.43	0.002926	19.58	18840.38	2808.95	1.05
Reach-1	98306	2_year_Future	5900.00	5049.97	5052.06		5052.44	0.002575	5.70	2452.99	1421.19	0.74
Reach-1	98306	5_year_Future	13000.00	5049.97	5053.19		5053.88	0.002490	7.69	4167.57	1613.78	0.78
Reach-1	98306	10_year_Future	20000.00	5049.97	5054.06		5054.99	0.002435	9.02	5637.13	1762.17	0.81
Reach-1	98306	25_year_Future	38000.00	5049.97	5055.98		5057.31	0.002124	11.02	9317.98	2081.78	0.81
Reach-1	98306	50_year_Future	49000.00	5049.97	5056.74		5058.39	0.002259	12.35	10962.88	2209.14	0.85
Reach-1	98306	100_year_Future	63000.00	5049.97	5057.87		5059.72	0.002102	13.24	13553.12	2396.08	0.84
Reach-1	98306	500_year_Future	95000.00	5049.97	5060.28		5062.41	0.001747	14.49	19832.92	2808.24	0.80

HEC-RAS Plan: FntnCrkFUT River: Fountain Creek Reach: Reach-1 (Continued)

Reach	River Sta	Profile	Q Total	Min Ch El	W.S. Elev	Crit W.S.	E.G. Elev	E.G. Slope	Vel Chnl	Flow Area	Top Width	Froude # Chl
			(cfs)	(ft)	(ft)	(ft)	(ft)	(ft/ft)	(ft/s)	(sq ft)	(ft)	
Reach-1	96881	2_year_Future	5600.00	5044.55	5046.51	5046.51	5047.29	0.005481	7.71	1427.23	962.26	1.05
Reach-1	96881	5_year_Future	13000.00	5044.55	5047.68	5047.68	5049.03	0.004753	10.25	2590.52	1023.08	1.07
Reach-1	96881	10_year_Future	20000.00	5044.55	5048.58	5048.58	5050.36	0.004364	11.82	3537.43	1070.03	1.08
Reach-1	96881	25_year_Future	38000.00	5044.55	5050.52	5050.52	5053.20	0.003822	14.81	5739.26	1301.75	1.08
Reach-1	96881	50_year_Future	48000.00	5044.55	5051.67	5051.67	5054.49	0.003186	15.09	7445.97	1656.26	1.02
Reach-1	96881	100_year_Future	63000.00	5044.55	5052.92	5052.92	5056.07	0.002944	16.22	9573.79	1731.60	1.01
Reach-1	96881	500_year_Future	96000.00	5044.55	5054.97	5054.97	5059.04	0.002932	18.83	13206.27	1808.25	1.04
Reach-1	96346	2_year_Future	5600.00	5040.09	5043.92		5044.28	0.000988	4.86	1580.47	851.12	0.49
Reach-1	96346	5_year_Future	13000.00	5040.09	5045.74		5046.37	0.000977	6.63	3522.32	1246.62	0.53
Reach-1	96346	10_year_Future	20000.00	5040.09	5047.13		5047.91	0.000908	7.56	5421.08	1491.88	0.53
Reach-1	96346	25_year_Future	38000.00	5040.09	5049.93		5050.96	0.000796	9.08	10298.06	1987.67	0.53
Reach-1	96346	50_year_Future	48000.00	5040.09	5051.16		5052.30	0.000772	9.74	12870.16	2204.69	0.54
Reach-1	96346	100_year_Future	63000.00	5040.09	5052.72		5054.03	0.000759	10.61	16535.75	2481.39	0.54
Reach-1	96346	500_year_Future	96000.00	5040.09	5055.44		5057.05	0.000764	12.22	23935.98	2965.73	0.57
Reach-1	95644	2_year_Future	5600.00	5039.64	5041.94	5041.94	5042.90	0.004904	8.46	1284.89	753.20	1.04
Reach-1	95644	5_year_Future	13000.00	5039.64	5043.39	5043.39	5045.02	0.004211	11.18	2455.28	854.81	1.05
Reach-1	95644	10_year_Future	20000.00	5039.64	5044.52	5044.52	5046.62	0.003838	12.83	3458.77	933.05	1.05
Reach-1	95644	25_year_Future	38000.00	5039.64	5046.96	5046.96	5049.80	0.003084	15.24	6251.39	1403.28	1.01
Reach-1	95644	50_year_Future	48000.00	5039.64	5048.08	5048.08	5051.17	0.002846	16.14	7959.57	1648.05	0.99
Reach-1	95644	100_year_Future	63000.00	5039.64	5049.53	5049.53	5052.92	0.002619	17.25	10576.57	1964.77	0.98
Reach-1	95644	500_year_Future	96000.00	5039.64	5052.06	5052.06	5055.95	0.002386	19.23	16251.65	2522.15	0.97
Reach-1	95108	2_year_Future	5600.00	5034.50	5036.78	5036.74	5037.65	0.004532	8.01	1199.43	715.91	0.99
Reach-1	95108	5_year_Future	13000.00	5034.50	5038.12	5038.12	5039.66	0.004214	10.83	2215.69	804.96	1.04
Reach-1	95108	10_year_Future	20000.00	5034.50	5039.17	5039.17	5041.16	0.003854	12.42	3102.58	875.30	1.04
Reach-1	95108	25_year_Future	38000.00	5034.50	5041.58	5041.58	5044.38	0.003110	14.92	5694.62	1401.44	1.01
Reach-1	95108	50_year_Future	48000.00	5034.50	5042.80	5042.80	5045.71	0.002680	15.45	7628.23	1765.39	0.96
Reach-1	95108	100_year_Future	63000.00	5034.50	5044.22	5044.22	5047.34	0.002432	16.40	10431.20	2188.11	0.94
Reach-1	95108	500_year_Future	96000.00	5034.50	5046.62	5046.62	5049.69	0.002111	17.76	16177.52	2448.21	0.91
Reach-1	94622	2_year_Future	5600.00	5032.62	5034.98	5034.80	5035.67	0.003505	6.71	954.79	675.91	0.86
Reach-1	94622	5_year_Future	13000.00	5032.62	5036.10	5036.10	5037.45	0.003792	9.52	1916.87	1045.09	0.97
Reach-1	94622	10_year_Future	20000.00	5032.62	5037.08	5037.08	5038.75	0.003362	10.79	3076.36	1365.92	0.95
Reach-1	94622	25_year_Future	38000.00	5032.62	5038.98	5038.98	5041.28	0.002862	12.98	6303.33	1924.55	0.94
Reach-1	94622	50_year_Future	48000.00	5032.62	5039.83	5039.83	5042.42	0.002756	13.92	8004.48	2070.81	0.94
Reach-1	94622	100_year_Future	63000.00	5032.62	5040.91	5040.91	5043.93	0.002729	15.28	10326.98	2255.24	0.96
Reach-1	94622	500_year_Future	96000.00	5032.62	5042.98	5042.98	5046.78	0.002619	17.51	15366.86	2613.42	0.98
Reach-1	94011	2_year_Future	5600.00	5029.87	5032.36	5032.36	5033.26	0.004396	7.73	1044.33	902.55	0.97
Reach-1	94011	5_year_Future	13000.00	5029.87	5033.75	5033.75	5035.05	0.003385	9.69	2719.46	1505.79	0.93
Reach-1	94011	10_year_Future	20000.00	5029.87	5034.75	5034.75	5036.27	0.002966	10.79	4439.23	1938.80	0.91
Reach-1	94011	25_year_Future	38000.00	5029.87	5036.43	5036.43	5038.46	0.002873	13.20	7860.51	2070.56	0.95
Reach-1	94011	50_year_Future	48000.00	5029.87	5037.15	5037.15	5039.47	0.002922	14.35	9363.80	2092.69	0.97
Reach-1	94011	100_year_Future	63000.00	5029.87	5038.10	5038.10	5040.83	0.002998	15.87	11369.20	2121.84	1.01
Reach-1	94011	500_year_Future	96000.00	5029.87	5039.65	5039.65	5043.46	0.003436	19.19	14684.03	2173.10	1.11
Reach-1	92946	2_year_Future	5600.00	5024.50	5028.90		5029.09	0.000497	3.78	2857.61	1442.56	0.36
Reach-1	92946	5_year_Future	13000.00	5024.50	5030.42		5030.84	0.000703	5.74	5795.69	2497.39	0.45
Reach-1	92946	10_year_Future	20000.00	5024.50	5031.37		5031.90	0.000782	6.80	8153.54	2506.63	0.49
Reach-1	92946	25_year_Future	38000.00	5024.50	5032.99		5033.86	0.001011	9.09	12247.88	2521.24	0.58
Reach-1	92946	50_year_Future	48000.00	5024.50	5033.73		5034.76	0.001102	10.10	14101.56	2527.09	0.62
Reach-1	92946	100_year_Future	63000.00	5024.50	5034.69		5035.96	0.001222	11.44	16523.42	2537.10	0.66
Reach-1	92946	500_year_Future	96000.00	5024.50	5036.29		5038.34	0.001612	14.61	20842.64	2929.52	0.78
Reach-1	92080	2_year_Future	5600.00	5024.98	5027.29	5027.29	5028.05	0.004712	7.38	1298.77	1191.76	0.99
Reach-1	92080	5_year_Future	13000.00	5024.98	5028.56	5028.56	5029.62	0.003439	9.08	3376.03	2103.10	0.92
Reach-1	92080	10_year_Future	20000.00	5024.98	5029.33	5029.33	5030.61	0.003275	10.32	5158.07	2505.00	0.94
Reach-1	92080	25_year_Future	38000.00	5024.98	5030.79	5030.79	5032.38	0.003021	12.32	9172.56	2818.95	0.95
Reach-1	92080	50_year_Future	48000.00	5024.98	5031.35	5031.35	5033.17	0.003156	13.47	10744.51	2824.07	0.99
Reach-1	92080	100_year_Future	63000.00	5024.98	5032.10	5032.10	5034.24	0.003290	14.92	12872.06	2831.00	1.03
Reach-1	92080	500_year_Future	96000.00	5024.98	5033.51	5033.51	5036.29	0.003498	17.52	16870.58	2843.96	1.09
Reach-1	91189	2_year_Future	5600.00	5019.50	5022.32		5022.42	0.000636	3.51	4530.29	2002.26	0.39
Reach-1	91189	5_year_Future	13000.00	5019.50	5023.67		5023.86	0.000763	5.08	7240.61	2020.42	0.45
Reach-1	91189	10_year_Future	20000.00	5019.50	5024.61		5024.89	0.000850	6.19	9141.84	2033.78	0.50
Reach-1	91189	25_year_Future	38000.00	5019.50	5026.45		5026.98	0.001063	8.59	13349.27	2404.42	0.59
Reach-1	91189	50_year_Future	48000.00	5019.50	5027.35		5027.97	0.001070	9.37	15521.36	2451.98	0.60
Reach-1	91189	100_year_Future	63000.00	5019.50	5028.51		5029.26	0.001099	10.44	18398.13	2513.57	0.62
Reach-1	91189	500_year_Future	96000.00	5019.50	5032.12		5032.89	0.000737	10.77	28053.28	2793.22	0.54
Reach-1	90563	2_year_Future	5600.00	5018.99	5020.88	5020.88	5021.48	0.005581	7.88	2310.58	1935.92	1.07
Reach-1	90563	5_year_Future	13000.00	5018.99	5021.78	5021.78	5022.75	0.005733	10.61	4112.96	2067.62	1.18
Reach-1	90563	10_year_Future	20000.00	5018.99	5022.48	5022.44	5023.70	0.005502	12.18	5588.06	2169.41	1.18
Reach-1	90563	25_year_Future	38000.00	5018.99	5024.85		5025.93	0.002613	12.06	11138.17	2559.64	0.89
Reach-1	90563	50_year_Future	48000.00	5018.99	5025.81		5026.96	0.002323	12.63	13685.46	2747.87	0.86
Reach-1	90563	100_year_Future	63000.00	5018.99	5026.97		5028.26	0.002184	13.63	16987.06	2968.35	0.86
Reach-1	90563	500_year_Future	96000.00	5018.99	5031.53		5032.38	0.000862	11.65	32563.01	3870.86	0.58
Reach-1	89876	2_year_Future	5600.00	5011.85	5015.96	5015.89	5017.43	0.003838	9.72	576.11	187.17	0.98

HEC-RAS Plan: FntnCrkFUT River: Fountain Creek Reach: Reach-1 (Continued)

Reach	River Sta	Profile	Q Total	Min Ch El	W.S. Elev	Crit W.S	E.G. Elev	E.G. Slope	Vel Chnl	Flow Area	Top Width	Froude # Chl
			(cfs)	(ft)	(ft)	(ft)	(ft)	(ft/ft)	(ft/s)	(sq ft)	(ft)	
Reach-1	89876	5_year_Future	13000.00	5011.85	5018.19	5018.19	5019.76	0.002378	10.98	3235.76	1412.75	0.84
Reach-1	89876	10_year_Future	20000.00	5011.85	5019.36	5019.36	5021.24	0.002387	12.58	4925.74	1457.19	0.87
Reach-1	89876	25_year_Future	38000.00	5011.85	5022.02	5022.02	5024.24	0.002052	14.66	10210.79	2550.14	0.86
Reach-1	89876	50_year_Future	48000.00	5011.85	5022.87	5022.87	5025.31	0.002128	15.85	12409.45	2575.52	0.88
Reach-1	89876	100_year_Future	63000.00	5011.85	5025.41		5027.10	0.001268	14.23	19025.75	2645.81	0.71
Reach-1	89876	500_year_Future	96000.00	5011.85	5030.88		5031.89	0.000570	12.16	37732.35	4301.16	0.51
Reach-1	89449	2_year_Future	5600.00	5011.55	5014.66	5014.66	5015.65	0.003820	8.83	1463.69	1065.11	0.95
Reach-1	89449	5_year_Future	13000.00	5011.55	5015.89	5015.89	5017.72	0.004746	12.66	2968.26	1395.17	1.13
Reach-1	89449	10_year_Future	20000.00	5011.55	5017.58	5017.58	5019.07	0.002672	12.08	5786.13	1757.79	0.90
Reach-1	89449	25_year_Future	38000.00	5011.55	5020.92		5022.09	0.001364	11.80	13105.09	2293.78	0.70
Reach-1	89449	50_year_Future	48000.00	5011.55	5022.89		5023.87	0.000943	11.21	17702.52	2368.32	0.60
Reach-1	89449	100_year_Future	63000.00	5011.55	5025.70		5026.46	0.000602	10.43	26904.33	3961.00	0.50
Reach-1	89449	500_year_Future	96000.00	5011.55	5031.08		5031.56	0.000299	9.17	49297.54	4342.90	0.37
Reach-1	88618	2_year_Future	5600.00	5007.50	5010.15	5010.15	5011.32	0.004475	8.69	646.52	284.91	1.01
Reach-1	88618	5_year_Future	13000.00	5007.50	5011.90	5011.90	5013.94	0.003668	11.46	1171.78	313.06	1.00
Reach-1	88618	10_year_Future	20000.00	5007.50	5013.27	5013.27	5015.95	0.003285	13.18	1814.46	332.54	0.99
Reach-1	88618	25_year_Future	38000.00	5007.50	5016.12	5016.12	5020.21	0.002879	16.31	2603.44	411.34	1.00
Reach-1	88618	50_year_Future	48000.00	5007.50	5017.53	5017.53	5022.25	0.002710	17.57	3252.04	545.72	0.99
Reach-1	88618	100_year_Future	63000.00	5007.50	5019.39	5019.39	5025.06	0.002583	19.28	5169.50	1399.11	1.00
Reach-1	88618	500_year_Future	96000.00	5007.50	5023.57	5023.57	5030.40	0.002090	21.30	13731.01	2531.57	0.95
Reach-1	87978	2_year_Future	5600.00	5003.50	5008.18		5008.60	0.000990	5.31	1488.06	778.29	0.51
Reach-1	87978	5_year_Future	13000.00	5003.50	5010.82		5011.37	0.000660	6.34	4353.81	1458.31	0.45
Reach-1	87978	10_year_Future	20000.00	5003.50	5012.64		5013.29	0.000585	7.11	7559.20	2075.52	0.45
Reach-1	87978	25_year_Future	38000.00	5003.50	5015.53		5016.37	0.000568	8.63	13898.61	2271.03	0.46
Reach-1	87978	50_year_Future	48000.00	5003.50	5016.59		5017.58	0.000614	9.55	16335.77	2342.19	0.49
Reach-1	87978	100_year_Future	63000.00	5003.50	5017.92		5019.15	0.000681	10.80	19542.82	2460.78	0.52
Reach-1	87978	500_year_Future	96000.00	5003.50	5020.32		5022.01	0.000800	13.09	25794.92	3067.82	0.58
Reach-1	87429	2_year_Future	5600.00	5001.79	5006.02	5005.90	5007.59	0.003171	10.22	760.85	622.27	0.92
Reach-1	87429	5_year_Future	13000.00	5001.79	5008.39	5008.39	5010.57	0.002632	12.83	2411.90	822.40	0.91
Reach-1	87429	10_year_Future	20000.00	5001.79	5010.01	5010.01	5012.53	0.002434	14.40	4040.58	1194.76	0.91
Reach-1	87429	25_year_Future	38000.00	5001.79	5013.29	5013.29	5015.70	0.001794	15.62	10149.32	2203.96	0.83
Reach-1	87429	50_year_Future	48000.00	5001.79	5014.23	5014.23	5016.87	0.001891	16.93	12242.18	2258.49	0.86
Reach-1	87429	100_year_Future	63000.00	5001.79	5015.39	5015.39	5018.37	0.002039	18.69	14690.58	2296.00	0.91
Reach-1	87429	500_year_Future	96000.00	5001.79	5017.46	5017.46	5021.12	0.002305	21.89	19697.36	2347.19	0.99
Reach-1	86893	2_year_Future	5600.00	4999.67	5004.69	5004.69	5005.88	0.002802	10.09	1739.55	962.07	0.87
Reach-1	86893	5_year_Future	13000.00	4999.67	5006.57	5006.57	5008.21	0.002839	13.05	3868.90	1234.60	0.94
Reach-1	86893	10_year_Future	20000.00	4999.67	5007.71	5007.71	5009.78	0.003128	15.37	5331.46	1357.44	1.01
Reach-1	86893	25_year_Future	38000.00	4999.67	5010.55	5010.55	5012.70	0.002517	17.22	11044.91	2200.20	0.96
Reach-1	86893	50_year_Future	48000.00	4999.67	5011.31	5011.31	5013.77	0.002773	18.98	12717.47	2216.91	1.02
Reach-1	86893	100_year_Future	63000.00	4999.67	5012.36	5012.36	5015.18	0.003010	21.04	15064.05	2239.25	1.08
Reach-1	86893	500_year_Future	96000.00	4999.67	5014.24	5014.24	5017.82	0.003464	24.90	19318.21	2305.60	1.19
Reach-1	86212	2_year_Future	5600.00	4997.81	5001.70	5001.70	5002.86	0.002996	9.19	1285.25	913.49	0.88
Reach-1	86212	5_year_Future	13000.00	4997.81	5003.52	5003.52	5005.09	0.002718	11.64	3375.90	1346.37	0.90
Reach-1	86212	10_year_Future	20000.00	4997.81	5004.68	5004.68	5006.57	0.002736	13.35	5084.45	1586.14	0.93
Reach-1	86212	25_year_Future	38000.00	4997.81	5006.75	5006.75	5009.33	0.002941	16.69	8711.30	1916.78	1.01
Reach-1	86212	50_year_Future	48000.00	4997.81	5007.75	5007.75	5010.60	0.002930	17.95	10727.46	2119.39	1.03
Reach-1	86212	100_year_Future	63000.00	4997.81	5009.21	5009.21	5012.05	0.002618	18.68	13960.61	2231.99	1.00
Reach-1	86212	500_year_Future	96000.00	4997.81	5011.13	5011.13	5014.73	0.002931	22.00	18263.59	2271.07	1.08
Reach-1	85406	2_year_Future	5600.00	4995.50	4998.20	4998.20	4998.97	0.004216	7.56	1346.61	1218.00	0.95
Reach-1	85406	5_year_Future	13000.00	4995.50	4999.77		5000.67	0.002535	8.66	3362.92	1408.71	0.81
Reach-1	85406	10_year_Future	20000.00	4995.50	5001.12		5002.04	0.001784	9.02	5482.88	1589.17	0.72
Reach-1	85406	25_year_Future	38000.00	4995.50	5003.78		5004.89	0.001289	10.25	9739.19	1610.39	0.66
Reach-1	85406	50_year_Future	48000.00	4995.50	5005.01		5006.23	0.001190	10.89	11725.59	1623.35	0.65
Reach-1	85406	100_year_Future	63000.00	4995.50	5006.64		5008.05	0.001119	11.83	14514.08	1890.86	0.65
Reach-1	85406	500_year_Future	96000.00	4995.50	5009.49		5011.33	0.001085	13.70	20436.99	2263.46	0.66
Reach-1	83825	2_year_Future	5600.00	4987.50	4993.12		4994.14	0.001580	8.60	1155.17	450.76	0.67
Reach-1	83825	5_year_Future	13000.00	4987.50	4995.45		4997.20	0.001843	11.97	2799.02	1213.67	0.78
Reach-1	83825	10_year_Future	20000.00	4987.50	4996.94	4996.94	4999.01	0.001908	13.76	4942.24	1499.50	0.81
Reach-1	83825	25_year_Future	38000.00	4987.50	4999.31	4999.31	5002.10	0.002209	17.35	8585.50	1593.98	0.91
Reach-1	83825	50_year_Future	48000.00	4987.50	5000.31	5000.31	5003.47	0.002383	18.99	10204.86	1654.24	0.96
Reach-1	83825	100_year_Future	63000.00	4987.50	5001.61	5001.61	5005.27	0.002552	21.10	12400.19	1732.60	1.01
Reach-1	83825	500_year_Future	96000.00	4987.50	5004.29	5004.29	5008.56	0.002600	24.02	17385.53	1952.20	1.05
Reach-1	83374	2_year_Future	5600.00	4985.50	4991.09	4991.09	4993.08	0.003025	11.97	617.96	314.24	0.94
Reach-1	83374	5_year_Future	13000.00	4985.50	4994.80	4994.80	4996.40	0.001517	12.23	4326.86	1600.68	0.73
Reach-1	83374	10_year_Future	20000.00	4985.50	4995.95	4995.95	4997.88	0.001787	14.41	6176.60	1610.62	0.81
Reach-1	83374	25_year_Future	38000.00	4985.50	4998.07	4998.07	5000.73	0.002296	18.59	9613.91	1637.04	0.94
Reach-1	83374	50_year_Future	48000.00	4985.50	4999.00	4999.00	5002.05	0.002525	20.48	11153.53	1670.15	1.00
Reach-1	83374	100_year_Future	63000.00	4985.50	5000.38	5000.38	5003.78	0.002654	22.46	13485.07	1719.94	1.04
Reach-1	83374	500_year_Future	96000.00	4985.50	5002.69	5002.69	5006.94	0.003008	26.42	17562.59	1803.59	1.14
Reach-1	82907	2_year_Future	5600.00	4984.16	4988.59		4989.97	0.003040	10.11	897.25	300.45	0.90
Reach-1	82907	5_year_Future	13000.00	4984.16	4991.04	4991.04	4993.40	0.002867	13.61	1970.12	899.03	0.95

HEC-RAS Plan: FntnCrkFUT River: Fountain Creek Reach: Reach-1 (Continued)

Reach	River Sta	Profile	Q Total	Min Ch El	W.S. Elev	Crit W.S.	E.G. Elev	E.G. Slope	Vel Chnl	Flow Area	Top Width	Froude # Chl
			(cfs)	(ft)	(ft)	(ft)	(ft)	(ft/ft)	(ft/s)	(sq ft)	(ft)	
Reach-1	82907	10_year_Future	20000.00	4984.16	4993.21	4993.21	4995.17	0.001870	13.38	5046.37	1701.23	0.81
Reach-1	82907	25_year_Future	38000.00	4984.16	4995.42	4995.42	4997.96	0.002138	16.69	8849.26	1734.10	0.90
Reach-1	82907	50_year_Future	48000.00	4984.16	4996.20	4996.20	4999.22	0.002428	18.64	10215.02	1747.87	0.97
Reach-1	82907	100_year_Future	63000.00	4984.16	4997.53	4997.53	5000.94	0.002533	20.48	12600.90	1846.69	1.01
Reach-1	82907	500_year_Future	98000.00	4984.16	4999.93	4999.93	5004.02	0.002674	23.59	17172.60	1932.21	1.07
Reach-1	82187	2_year_Future	5700.00	4981.70	4986.23	4986.23	4987.76	0.003045	10.45	1125.28	680.09	0.91
Reach-1	82187	5_year_Future	13000.00	4981.70	4988.65	4988.65	4990.04	0.001947	11.39	4601.18	2255.52	0.79
Reach-1	82187	10_year_Future	18000.00	4981.70	4989.51	4989.51	4990.97	0.001952	12.38	6851.04	2525.64	0.80
Reach-1	82187	25_year_Future	35000.00	4981.70	4991.22	4991.22	4993.16	0.002417	15.83	10971.34	2536.14	0.93
Reach-1	82187	50_year_Future	46000.00	4981.70	4992.04	4992.04	4994.29	0.002675	17.64	13068.96	2549.46	0.99
Reach-1	82187	100_year_Future	59000.00	4981.70	4992.93	4992.93	4995.46	0.002875	19.37	15404.09	2723.41	1.04
Reach-1	82187	500_year_Future	94000.00	4981.70	4994.92	4994.92	4998.07	0.003209	22.91	21234.49	3118.09	1.13
Reach-1	80422	2_year_Future	5700.00	4972.41	4979.28	4976.52	4979.43	0.000238	3.26	2598.68	915.87	0.26
Reach-1	80422	5_year_Future	13000.00	4972.41	4981.30	4978.00	4981.66	0.000380	5.07	4100.95	1354.65	0.34
Reach-1	80422	10_year_Future	18000.00	4972.41	4982.38	4978.85	4982.88	0.000414	5.99	4920.56	1884.46	0.37
Reach-1	80422	25_year_Future	35000.00	4972.41	4985.30	4981.02	4986.23	0.000526	8.32	7218.91	2515.32	0.44
Reach-1	80422	50_year_Future	46000.00	4972.41	4986.86	4982.18	4988.06	0.000570	9.47	8503.53	2836.05	0.47
Reach-1	80422	100_year_Future	59000.00	4972.41	4988.55	4983.43	4990.03	0.000599	10.57	9918.80	3030.76	0.50
Reach-1	80422	500_year_Future	94000.00	4972.41	4992.47	4986.54	4994.64	0.000646	12.92	13195.07	3347.09	0.54
Reach-1	80144		Bridge									
Reach-1	79923	2_year_Future	5700.00	4973.57	4977.69	4977.69	4978.70	0.004404	8.09	764.65	469.47	0.98
Reach-1	79923	5_year_Future	13000.00	4973.57	4979.23	4979.23	4980.78	0.003430	10.22	1729.23	1041.57	0.95
Reach-1	79923	10_year_Future	18000.00	4973.57	4980.02	4980.02	4981.91	0.003286	11.38	2295.95	1270.17	0.95
Reach-1	79923	25_year_Future	35000.00	4973.57	4982.16	4982.16	4985.04	0.003061	14.34	3873.06	1865.70	0.99
Reach-1	79923	50_year_Future	46000.00	4973.57	4983.36	4983.36	4986.76	0.002926	15.68	4785.46	2251.32	0.99
Reach-1	79923	100_year_Future	59000.00	4973.57	4984.62	4984.62	4988.62	0.002855	17.12	5751.94	2460.52	1.01
Reach-1	79923	500_year_Future	94000.00	4973.57	4987.72	4987.72	4993.01	0.002594	19.88	8255.44	2758.03	1.01
Reach-1	77952	2_year_Future	5700.00	4962.93	4967.71	4967.71	4968.90	0.002566	9.53	1590.60	1033.89	0.84
Reach-1	77952	5_year_Future	13000.00	4962.93	4969.45	4969.45	4970.79	0.002362	11.60	4391.35	1724.61	0.85
Reach-1	77952	10_year_Future	18000.00	4962.93	4970.13	4970.13	4971.73	0.002626	13.18	5571.71	1728.79	0.91
Reach-1	77952	25_year_Future	35000.00	4962.93	4971.94	4971.94	4974.22	0.003156	17.03	8708.79	1738.37	1.04
Reach-1	77952	50_year_Future	46000.00	4962.93	4972.89	4972.89	4975.56	0.003368	18.92	10364.67	1743.45	1.10
Reach-1	77952	100_year_Future	59000.00	4962.93	4973.88	4973.87	4976.97	0.003581	20.87	12084.39	1750.71	1.15
Reach-1	77952	500_year_Future	94000.00	4962.93	4976.18	4976.18	4980.27	0.003900	24.94	16132.31	1768.03	1.24
Reach-1	77343	2_year_Future	5700.00	4961.58	4965.99		4966.46	0.001880	8.01	3257.64	1498.81	0.71
Reach-1	77343	5_year_Future	13000.00	4961.58	4967.79		4968.42	0.001858	10.23	5990.38	1536.06	0.75
Reach-1	77343	10_year_Future	18000.00	4961.58	4968.77		4969.52	0.001900	11.48	7544.46	1666.90	0.78
Reach-1	77343	25_year_Future	35000.00	4961.58	4970.78		4972.03	0.002471	15.58	11259.75	2085.60	0.93
Reach-1	77343	50_year_Future	46000.00	4961.58	4971.97	4970.30	4973.39	0.002483	17.01	13932.07	2405.92	0.95
Reach-1	77343	100_year_Future	59000.00	4961.58	4973.23	4971.43	4974.73	0.002380	18.04	17092.65	2568.77	0.95
Reach-1	77343	500_year_Future	94000.00	4961.58	4975.43	4973.67	4977.42	0.002720	21.74	23030.96	2813.19	1.05
Reach-1	76657	2_year_Future	5700.00	4959.54	4963.41		4964.68	0.003513	9.31	1050.47	724.00	0.94
Reach-1	76657	5_year_Future	13000.00	4959.54	4965.31	4965.31	4966.82	0.002627	11.10	3313.53	1455.54	0.88
Reach-1	76657	10_year_Future	18000.00	4959.54	4966.10	4966.10	4967.87	0.002704	12.43	4532.59	1635.71	0.91
Reach-1	76657	25_year_Future	32000.00	4959.54	4967.80	4967.80	4970.12	0.002829	15.09	7624.27	2006.02	0.97
Reach-1	76657	50_year_Future	43000.00	4959.54	4969.11	4969.11	4971.55	0.002575	16.04	10506.47	2394.11	0.95
Reach-1	76657	100_year_Future	57000.00	4959.54	4970.36	4970.35	4972.96	0.002478	17.19	13721.05	2701.48	0.96
Reach-1	76657	500_year_Future	91000.00	4959.54	4972.98		4975.68	0.002179	18.81	21177.76	3003.18	0.93
Reach-1	76240	2_year_Future	5700.00	4957.50	4962.40	4962.40	4963.46	0.002181	9.38	2057.87	1266.52	0.78
Reach-1	76240	5_year_Future	13000.00	4957.50	4964.02	4964.02	4965.51	0.002544	12.46	4271.06	1464.82	0.89
Reach-1	76240	10_year_Future	18000.00	4957.50	4964.86	4964.86	4966.55	0.002642	13.83	5551.01	1585.04	0.93
Reach-1	76240	25_year_Future	32000.00	4957.50	4966.54	4966.54	4968.75	0.002993	17.02	8419.20	1826.14	1.02
Reach-1	76240	50_year_Future	43000.00	4957.50	4967.63	4967.63	4970.13	0.003112	18.79	10486.82	1981.84	1.06
Reach-1	76240	100_year_Future	57000.00	4957.50	4968.79	4968.79	4971.62	0.003239	20.67	12877.87	2128.95	1.11
Reach-1	76240	500_year_Future	91000.00	4957.50	4971.29	4971.13	4974.54	0.003191	23.55	18598.06	2463.37	1.14
Reach-1	75689	2_year_Future	5700.00	4955.66	4959.77	4959.77	4960.91	0.004010	11.21	1927.55	1103.05	1.03
Reach-1	75689	5_year_Future	13000.00	4955.66	4961.44	4961.44	4962.88	0.003857	14.09	4247.67	1437.39	1.07
Reach-1	75689	10_year_Future	18000.00	4955.66	4962.21	4962.21	4963.69	0.004051	15.78	5360.52	1473.98	1.12
Reach-1	75689	25_year_Future	32000.00	4955.66	4963.85	4963.85	4966.14	0.004514	19.52	7896.57	1608.42	1.23
Reach-1	75689	50_year_Future	43000.00	4955.66	4964.92	4964.92	4967.56	0.004872	21.64	9869.85	1696.10	1.28
Reach-1	75689	100_year_Future	57000.00	4955.66	4966.11	4966.11	4969.17	0.004794	23.84	11743.33	1793.20	1.33
Reach-1	75689	500_year_Future	91000.00	4955.66	4968.56	4968.56	4972.34	0.004846	27.73	16391.32	1999.97	1.38
Reach-1	74873	2_year_Future	5700.00	4951.60	4954.96	4954.96	4956.03	0.003848	9.45	1694.35	1112.39	0.97
Reach-1	74873	5_year_Future	13000.00	4951.60	4956.65	4956.65	4958.00	0.003115	11.52	4264.78	1770.50	0.94
Reach-1	74873	10_year_Future	18000.00	4951.60	4957.36	4957.36	4958.94	0.003229	12.89	5557.98	1872.52	0.98
Reach-1	74873	25_year_Future	32000.00	4951.60	4958.88	4958.88	4961.06	0.003556	15.98	8562.27	2091.16	1.07
Reach-1	74873	50_year_Future	43000.00	4951.60	4959.90	4959.90	4962.40	0.003597	17.62	10741.14	2168.99	1.11
Reach-1	74873	100_year_Future	57000.00	4951.60	4961.15	4961.15	4963.91	0.003444	19.02	13581.58	2372.83	1.11
Reach-1	74873	500_year_Future	91000.00	4951.60	4963.34	4963.34	4966.79	0.003536	22.25	19196.08	2744.44	1.16
Reach-1	74323	2_year_Future	5700.00	4950.00	4952.74		4952.97	0.001834	5.71	4005.43	2184.72	0.65

HEC-RAS Plan: FntnCrkFUT River: Fountain Creek Reach: Reach-1 (Continued)

Reach	River Sta	Profile	Q Total	Min Ch El	W.S. Elev	Crit W.S.	E.G. Elev	E.G. Slope	Vel Chnl	Flow Area	Top Width	Froude # Chl
			(cfs)	(ft)	(ft)	(ft)	(ft)	(ft/ft)	(ft/s)	(sq ft)	(ft)	
Reach-1	74323	5_year_Future	13000.00	4950.00	4953.96		4954.38	0.002079	8.00	6890.83	2538.62	0.74
Reach-1	74323	10_year_Future	18000.00	4950.00	4954.43		4955.01	0.002530	9.56	8084.87	2557.72	0.83
Reach-1	74323	25_year_Future	32000.00	4950.00	4955.79		4956.67	0.002744	12.06	11592.00	2578.90	0.91
Reach-1	74323	50_year_Future	43000.00	4950.00	4956.57	4955.33	4957.71	0.003034	13.86	13615.23	2611.86	0.98
Reach-1	74323	100_year_Future	57000.00	4950.00	4957.32	4956.16	4958.83	0.003525	16.12	15580.78	2635.92	1.07
Reach-1	74323	500_year_Future	91000.00	4950.00	4959.33	4957.91	4961.42	0.003610	19.29	20950.90	2712.20	1.13
Reach-1	73637	2_year_Future	5700.00	4948.00	4949.45	4949.45	4950.13	0.015742	9.53	1999.22	1792.62	1.65
Reach-1	73637	5_year_Future	13000.00	4948.00	4950.37	4950.37	4951.53	0.010986	12.11	3913.13	2430.03	1.53
Reach-1	73637	10_year_Future	18000.00	4948.00	4951.07	4951.07	4952.20	0.007284	12.10	5637.26	2489.95	1.31
Reach-1	73637	25_year_Future	32000.00	4948.00	4952.13	4952.13	4953.76	0.006871	14.74	8304.40	2499.32	1.35
Reach-1	73637	50_year_Future	43000.00	4948.00	4953.03	4952.83	4954.83	0.005822	15.67	10535.40	2505.16	1.29
Reach-1	73637	100_year_Future	57000.00	4948.00	4954.38	4953.65	4956.18	0.004176	15.76	13932.38	2531.21	1.14
Reach-1	73637	500_year_Future	91000.00	4948.00	4957.33	4955.41	4959.25	0.002657	16.45	21784.28	2808.41	0.97
Reach-1	72919	2_year_Future	5700.00	4943.50	4946.30	4945.62	4946.74	0.001874	5.97	2654.98	1801.50	0.66
Reach-1	72919	5_year_Future	13000.00	4943.50	4947.58		4948.31	0.001982	8.07	5007.81	1862.69	0.73
Reach-1	72919	10_year_Future	18000.00	4943.50	4948.44		4949.26	0.001767	8.73	6674.06	2026.57	0.71
Reach-1	72919	25_year_Future	32000.00	4943.50	4950.42		4951.42	0.001467	10.06	10862.83	2137.24	0.69
Reach-1	72919	50_year_Future	43000.00	4943.50	4951.73		4952.86	0.001354	10.89	13659.05	2144.13	0.68
Reach-1	72919	100_year_Future	57000.00	4943.50	4953.22		4954.52	0.001260	11.79	16876.62	2151.55	0.66
Reach-1	72919	500_year_Future	91000.00	4943.50	4956.31		4957.97	0.001155	13.62	23543.92	2169.01	0.68
Reach-1	70717	2_year_Future	5700.00	4935.50	4939.84	4939.84	4941.26	0.003310	10.20	1104.10	651.04	0.93
Reach-1	70717	5_year_Future	13000.00	4935.50	4942.30	4942.30	4943.75	0.002091	11.38	3906.95	1495.28	0.81
Reach-1	70717	10_year_Future	18000.00	4935.50	4943.05	4943.05	4944.76	0.002294	12.87	5037.45	1501.82	0.86
Reach-1	70717	25_year_Future	32000.00	4935.50	4944.70	4944.70	4947.02	0.002685	16.06	7528.74	1514.07	0.97
Reach-1	70717	50_year_Future	43000.00	4935.50	4945.76	4945.76	4948.50	0.002887	18.00	9133.90	1518.54	1.02
Reach-1	70717	100_year_Future	57000.00	4935.50	4946.91	4946.91	4950.17	0.003120	20.16	10875.42	1523.37	1.08
Reach-1	70717	500_year_Future	91000.00	4935.50	4949.35	4949.35	4953.65	0.003391	24.09	14607.27	1533.92	1.17
Reach-1	70101	2_year_Future	5700.00	4933.50	4937.35	4937.35	4938.38	0.003531	8.85	1364.38	814.30	0.92
Reach-1	70101	5_year_Future	13000.00	4933.50	4938.94	4938.94	4940.62	0.003503	11.84	2851.95	1112.49	0.99
Reach-1	70101	10_year_Future	18000.00	4933.50	4940.09	4940.09	4941.78	0.002745	12.23	4282.31	1347.61	0.91
Reach-1	70101	25_year_Future	32000.00	4933.50	4941.71	4941.71	4944.07	0.003011	15.18	6475.83	1360.39	1.00
Reach-1	70101	50_year_Future	43000.00	4933.50	4942.77	4942.77	4945.59	0.003124	16.95	7928.06	1368.20	1.04
Reach-1	70101	100_year_Future	57000.00	4933.50	4943.89	4943.89	4947.32	0.003326	19.03	9465.89	1376.43	1.09
Reach-1	70101	500_year_Future	91000.00	4933.50	4946.20	4946.20	4951.06	0.003691	23.21	12730.58	1476.39	1.20
Reach-1	69578	2_year_Future	5700.00	4931.50	4935.18	4935.18	4938.12	0.002956	8.70	1876.01	1235.63	0.86
Reach-1	69578	5_year_Future	13000.00	4931.50	4936.67	4936.67	4938.10	0.003127	11.57	3832.79	1417.10	0.95
Reach-1	69578	10_year_Future	18000.00	4931.50	4937.37	4937.37	4939.12	0.003348	13.15	4838.58	1471.16	1.00
Reach-1	69578	25_year_Future	32000.00	4931.50	4939.38	4939.38	4941.54	0.002987	15.36	8364.38	1858.11	1.00
Reach-1	69578	50_year_Future	43000.00	4931.50	4940.36	4940.36	4942.91	0.003158	17.16	10194.74	1874.28	1.05
Reach-1	69578	100_year_Future	57000.00	4931.50	4941.46	4941.46	4944.45	0.003268	18.99	12303.27	1883.19	1.09
Reach-1	69578	500_year_Future	91000.00	4931.50	4943.70	4943.70	4947.66	0.003535	22.73	16486.70	1892.99	1.17
Reach-1	69008	2_year_Future	5700.00	4929.50	4932.19		4932.82	0.002763	6.84	1723.10	1379.88	0.79
Reach-1	69008	5_year_Future	13000.00	4929.50	4933.49		4934.47	0.002652	9.01	3538.45	1419.71	0.84
Reach-1	69008	10_year_Future	18000.00	4929.50	4934.10		4935.36	0.002842	10.35	4410.69	1438.45	0.89
Reach-1	69008	25_year_Future	32000.00	4929.50	4935.45	4935.24	4937.46	0.003259	13.33	6412.68	1533.46	1.00
Reach-1	69008	50_year_Future	43000.00	4929.50	4936.33	4936.28	4938.85	0.003439	15.11	7791.02	1573.35	1.05
Reach-1	69008	100_year_Future	57000.00	4929.50	4937.36	4937.36	4940.43	0.003521	16.87	9411.69	1586.12	1.09
Reach-1	69008	500_year_Future	91000.00	4929.50	4939.62	4939.62	4943.75	0.003442	19.90	13022.19	1597.73	1.12
Reach-1	68388	2_year_Future	5700.00	4927.50	4930.42		4931.07	0.002865	6.59	1096.40	884.77	0.79
Reach-1	68388	5_year_Future	13000.00	4927.50	4931.62		4932.74	0.002913	8.94	2446.38	1385.75	0.86
Reach-1	68388	10_year_Future	18000.00	4927.50	4932.30		4933.61	0.002780	9.89	3464.03	1539.35	0.87
Reach-1	68388	25_year_Future	32000.00	4927.50	4933.87		4935.60	0.002532	11.76	5912.53	1580.10	0.88
Reach-1	68388	50_year_Future	43000.00	4927.50	4934.94		4936.94	0.002387	12.83	7642.69	1649.56	0.88
Reach-1	68388	100_year_Future	57000.00	4927.50	4936.06		4938.44	0.002368	14.17	9527.82	1750.38	0.90
Reach-1	68388	500_year_Future	91000.00	4927.50	4938.25	4937.65	4941.53	0.002437	16.97	13420.84	1801.68	0.95
Reach-1	67867	2_year_Future	5700.00	4925.50	4928.74	4928.74	4929.55	0.002893	7.59	1549.70	1591.98	0.83
Reach-1	67867	5_year_Future	13000.00	4925.50	4929.95	4929.95	4931.17	0.003057	10.05	3493.84	1614.79	0.90
Reach-1	67867	10_year_Future	18000.00	4925.50	4930.56	4930.56	4932.04	0.003219	11.38	4474.79	1626.18	0.95
Reach-1	67867	25_year_Future	32000.00	4925.50	4931.97	4931.97	4934.05	0.003399	14.05	6788.76	1658.30	1.02
Reach-1	67867	50_year_Future	43000.00	4925.50	4932.88	4932.88	4935.39	0.003511	15.73	8317.52	1706.61	1.07
Reach-1	67867	100_year_Future	57000.00	4925.50	4933.97	4933.97	4936.90	0.003469	17.28	10228.00	1775.86	1.09
Reach-1	67867	500_year_Future	91000.00	4925.50	4936.25	4936.25	4940.01	0.003357	20.14	14563.16	2025.95	1.12
Reach-1	67174	2_year_Future	5700.00	4923.31	4926.28	4926.28	4927.04	0.003232	7.31	1688.04	1875.85	0.85
Reach-1	67174	5_year_Future	13000.00	4923.31	4927.41	4927.41	4928.55	0.003282	9.64	3848.72	1951.70	0.92
Reach-1	67174	10_year_Future	18000.00	4923.31	4928.00	4928.00	4929.36	0.003336	10.80	5012.38	1991.45	0.95
Reach-1	67174	25_year_Future	32000.00	4923.31	4929.24	4929.24	4931.25	0.003700	13.62	7562.70	2162.77	1.05
Reach-1	67174	50_year_Future	43000.00	4923.31	4930.24	4930.24	4932.47	0.003399	14.67	9803.47	2302.22	1.04
Reach-1	67174	100_year_Future	57000.00	4923.31	4931.21	4931.21	4933.82	0.003413	16.19	12095.16	2427.09	1.06
Reach-1	67174	500_year_Future	91000.00	4923.31	4933.30	4933.30	4936.54	0.003220	18.64	17504.96	2759.77	1.08
Reach-1	66413	2_year_Future	5700.00	4918.69	4921.77		4922.22	0.002827	6.53	2445.90	1336.49	0.79
Reach-1	66413	5_year_Future	13000.00	4918.69	4922.80	4922.58	4923.81	0.003870	9.85	3971.94	1603.93	0.98

HEC-RAS Plan: FntnCrkFUT River: Fountain Creek Reach: Reach-1 (Continued)

Reach	River Sta	Profile	Q Total	Min Ch El	W.S. Elev	Crit W.S.	E.G. Elev	E.G. Slope	Vel Chnl	Flow Area	Top Width	Froude # Chl
			(cfs)	(ft)	(ft)	(ft)	(ft)	(ft/ft)	(ft/s)	(sq ft)	(ft)	
Reach-1	66413	10_year_Future	18000.00	4918.69	4923.32	4923.19	4924.65	0.004221	11.41	4841.34	1714.88	1.05
Reach-1	66413	25_year_Future	31000.00	4918.69	4924.85	4924.52	4926.48	0.003438	13.02	7629.81	1855.04	1.01
Reach-1	66413	50_year_Future	41000.00	4918.69	4925.78	4925.35	4927.67	0.003275	14.19	9362.17	1873.67	1.01
Reach-1	66413	100_year_Future	55000.00	4918.69	4926.91	4926.33	4929.15	0.003173	15.64	11509.01	1938.52	1.03
Reach-1	66413	500_year_Future	89000.00	4918.69	4928.03	4928.49	4932.15	0.003257	18.81	15776.49	2086.25	1.08
Reach-1	65718	2_year_Future	5700.00	4915.50	4918.96	4918.87	4919.48	0.005829	8.27	2119.53	1408.82	1.10
Reach-1	65718	5_year_Future	13000.00	4915.50	4920.56		4921.23	0.003285	9.48	4551.06	1592.87	0.91
Reach-1	65718	10_year_Future	18000.00	4915.50	4921.62		4922.29	0.002377	9.69	6255.51	1637.77	0.81
Reach-1	65718	25_year_Future	31000.00	4915.50	4923.79		4924.60	0.001718	10.76	10220.32	2189.13	0.74
Reach-1	65718	50_year_Future	41000.00	4915.50	4924.72		4925.73	0.001848	12.19	12367.71	2399.19	0.78
Reach-1	65718	100_year_Future	55000.00	4915.50	4926.09		4927.22	0.001729	13.19	15828.41	2628.92	0.78
Reach-1	65718	500_year_Future	89000.00	4915.50	4928.71		4930.08	0.001811	15.13	22892.97	2810.64	0.79
Reach-1	64156	2_year_Future	5700.00	4911.50	4914.83		4915.31	0.001515	5.93	1611.96	700.00	0.61
Reach-1	64156	5_year_Future	13000.00	4911.50	4916.31		4917.35	0.001918	8.77	2688.03	806.02	0.73
Reach-1	64156	10_year_Future	18000.00	4911.50	4916.91		4918.45	0.002427	10.72	3210.59	958.52	0.84
Reach-1	64156	25_year_Future	31000.00	4911.50	4918.30	4918.30	4920.92	0.003039	14.12	4790.91	1315.32	0.98
Reach-1	64156	50_year_Future	41000.00	4911.50	4919.78	4919.78	4922.32	0.002363	14.31	7026.88	1695.52	0.90
Reach-1	64156	100_year_Future	55000.00	4911.50	4921.01	4921.01	4923.91	0.002348	15.71	9305.10	2010.44	0.92
Reach-1	64156	500_year_Future	89000.00	4911.50	4923.50	4923.50	4926.93	0.002231	17.98	15096.69	2647.40	0.93
Reach-1	63449	2_year_Future	5700.00	4909.27	4912.52	4912.52	4913.56	0.004353	8.21	768.11	546.02	0.98
Reach-1	63449	5_year_Future	13000.00	4909.27	4914.17	4914.17	4915.62	0.003041	10.00	2159.75	1149.88	0.90
Reach-1	63449	10_year_Future	18000.00	4909.27	4915.02	4915.02	4916.63	0.002711	10.80	3246.53	1330.71	0.88
Reach-1	63449	25_year_Future	31000.00	4909.27	4916.52	4916.52	4918.70	0.002724	13.03	5283.97	1443.37	0.93
Reach-1	63449	50_year_Future	41000.00	4909.27	4917.50	4917.50	4920.00	0.002675	14.25	6780.06	1620.39	0.94
Reach-1	63449	100_year_Future	55000.00	4909.27	4918.67	4918.67	4921.57	0.002641	15.67	8811.32	1833.34	0.96
Reach-1	63449	500_year_Future	89000.00	4909.27	4921.08	4921.08	4924.64	0.002508	18.09	13753.55	2269.49	0.97
Reach-1	62745	2_year_Future	5700.00	4905.50	4908.74		4909.20	0.001275	5.47	1047.77	362.79	0.56
Reach-1	62745	5_year_Future	13000.00	4905.50	4910.58		4911.43	0.001257	7.50	2382.87	1159.86	0.69
Reach-1	62745	10_year_Future	18000.00	4905.50	4911.52		4912.54	0.001236	8.37	3533.40	1299.75	0.62
Reach-1	62745	25_year_Future	31000.00	4905.50	4913.60		4914.86	0.001100	9.71	6563.76	1811.22	0.61
Reach-1	62745	50_year_Future	41000.00	4905.50	4915.10		4916.42	0.000959	10.19	9155.17	1836.14	0.59
Reach-1	62745	100_year_Future	55000.00	4905.50	4916.86		4918.28	0.000864	10.85	12621.08	2098.13	0.57
Reach-1	62745	500_year_Future	89000.00	4905.50	4920.14		4921.81	0.000790	12.34	20293.04	2584.39	0.57
Reach-1	62283	2_year_Future	5700.00	4903.50	4906.99	4906.99	4908.19	0.003764	9.26	1130.35	684.56	0.96
Reach-1	62283	5_year_Future	13000.00	4903.50	4908.87		4910.50	0.002961	11.44	2817.47	1065.28	0.92
Reach-1	62283	10_year_Future	18000.00	4903.50	4910.04		4911.70	0.002403	11.92	4150.48	1216.36	0.86
Reach-1	62283	25_year_Future	31000.00	4903.50	4912.51		4914.19	0.001730	12.75	7225.62	1290.79	0.77
Reach-1	62283	50_year_Future	41000.00	4903.50	4913.96		4915.80	0.001612	13.68	9145.52	1405.81	0.77
Reach-1	62283	100_year_Future	55000.00	4903.50	4915.49		4917.67	0.001635	15.18	11499.98	1660.60	0.79
Reach-1	62283	500_year_Future	89000.00	4903.50	4918.16		4921.14	0.001824	18.44	16522.95	2103.42	0.87
Reach-1	61711	2_year_Future	5700.00	4899.50	4904.41		4906.02	0.002828	10.51	944.80	644.44	0.89
Reach-1	61711	5_year_Future	13000.00	4899.50	4906.85	4906.85	4908.94	0.002396	13.00	2804.13	932.48	0.88
Reach-1	61711	10_year_Future	18000.00	4899.50	4908.24	4908.24	4910.37	0.002076	13.71	4253.76	1137.87	0.84
Reach-1	61711	25_year_Future	31000.00	4899.50	4910.26	4910.26	4912.96	0.002239	16.49	6656.62	1273.91	0.91
Reach-1	61711	50_year_Future	41000.00	4899.50	4911.42	4911.42	4914.56	0.002397	18.33	8236.52	1448.11	0.96
Reach-1	61711	100_year_Future	55000.00	4899.50	4913.06	4913.06	4916.44	0.002332	19.78	10796.79	1673.46	0.97
Reach-1	61711	500_year_Future	89000.00	4899.50	4916.63		4920.02	0.001972	21.39	17644.86	2156.22	0.93
Reach-1	61208	2_year_Future	5700.00	4899.50	4903.06	4903.06	4904.30	0.003668	9.11	862.33	530.31	0.95
Reach-1	61208	5_year_Future	13000.00	4899.50	4905.01	4905.01	4906.78	0.002850	11.34	2236.05	852.55	0.91
Reach-1	61208	10_year_Future	18000.00	4899.50	4906.02	4906.02	4908.04	0.002660	12.43	3177.42	981.65	0.91
Reach-1	61208	25_year_Future	31000.00	4899.50	4907.84	4907.84	4910.61	0.002740	15.11	5389.08	1387.30	0.96
Reach-1	61208	50_year_Future	41000.00	4899.50	4909.01	4909.01	4912.29	0.002783	16.74	7086.48	1488.05	0.99
Reach-1	61208	100_year_Future	55000.00	4899.50	4910.46	4910.46	4914.42	0.002823	18.66	9338.53	1640.28	1.03
Reach-1	61208	500_year_Future	89000.00	4899.50	4913.59	4913.59	4918.69	0.002709	21.83	15197.16	2117.43	1.05
Reach-1	60711	2_year_Future	5700.00	4897.50	4900.10	4900.10	4901.06	0.004427	8.51	1102.28	845.45	1.00
Reach-1	60711	5_year_Future	13000.00	4897.50	4901.66	4901.66	4903.05	0.003423	10.62	2446.25	877.52	0.96
Reach-1	60711	10_year_Future	18000.00	4897.50	4902.51	4902.51	4904.21	0.003272	11.86	3350.56	1198.26	0.97
Reach-1	60711	25_year_Future	31000.00	4897.50	4904.04	4904.04	4906.38	0.003269	14.34	5200.10	1208.92	1.01
Reach-1	60711	50_year_Future	41000.00	4897.50	4905.00	4905.00	4907.79	0.003322	15.91	6375.04	1229.93	1.05
Reach-1	60711	100_year_Future	55000.00	4897.50	4906.01	4906.01	4909.59	0.003669	18.25	7617.95	1246.75	1.13
Reach-1	60711	500_year_Future	89000.00	4897.50	4908.82	4908.82	4913.53	0.003357	21.27	11503.25	1597.15	1.13
Reach-1	60200	2_year_Future	5700.00	4895.50	4898.94		4899.27	0.001035	5.11	2441.96	1072.79	0.51
Reach-1	60200	5_year_Future	13000.00	4895.50	4900.32		4901.06	0.001486	7.82	4050.35	1419.57	0.65
Reach-1	60200	10_year_Future	18000.00	4895.50	4901.00		4901.98	0.001690	9.15	5006.00	1425.08	0.71
Reach-1	60200	25_year_Future	31000.00	4895.50	4902.28		4903.91	0.002209	12.10	6817.58	1433.54	0.84
Reach-1	60200	50_year_Future	41000.00	4895.50	4903.02		4905.19	0.002562	14.03	7900.61	1441.11	0.92
Reach-1	60200	100_year_Future	55000.00	4895.50	4903.94	4903.67	4906.82	0.002955	16.33	9255.51	1482.75	1.01
Reach-1	60200	500_year_Future	89000.00	4895.50	4906.07	4906.07	4910.34	0.003318	20.21	12484.37	1568.30	1.11
Reach-1	59700	2_year_Future	5700.00	4893.50	4897.64	4897.64	4898.38	0.003293	9.98	2340.41	1400.04	0.92
Reach-1	59700	5_year_Future	13000.00	4893.50	4898.76	4898.76	4899.85	0.004297	13.63	4003.06	1587.39	1.10
Reach-1	59700	10_year_Future	18000.00	4893.50	4899.32	4899.32	4900.62	0.004757	15.46	4916.69	1635.95	1.18

HEC-RAS Plan: FntnCrkFUT River: Fountain Creek Reach: Reach-1 (Continued)

Reach	River Sta	Profile	Q Total	Min Ch El	W.S. Elev	Crit W.S.	E.G. Elev	E.G. Slope	Vel Chnl	Flow Area	Top Width	Froude # Chl
			(cfs)	(ft)	(ft)	(ft)	(ft)	(ft/ft)	(ft/s)	(sq ft)	(ft)	
Reach-1	59700	25_year_Future	31000.00	4893.50	4900.48	4900.48	4902.24	0.005580	19.06	6813.98	1648.00	1.32
Reach-1	59700	50_year_Future	41000.00	4893.50	4901.23	4901.23	4903.29	0.005928	21.18	8053.48	1655.18	1.39
Reach-1	59700	100_year_Future	55000.00	4893.50	4902.13	4902.13	4904.61	0.006383	23.78	9553.52	1666.37	1.47
Reach-1	59700	500_year_Future	89000.00	4893.50	4905.96	4904.01	4907.98	0.003458	22.65	16249.99	1819.84	1.18
Reach-1	59140	2_year_Future	5700.00	4891.50	4893.72	4893.72	4894.43	0.004554	7.21	1363.23	1205.32	0.97
Reach-1	59140	5_year_Future	13000.00	4891.50	4894.78	4894.78	4895.89	0.004043	9.36	2797.37	1386.39	0.99
Reach-1	59140	10_year_Future	18000.00	4891.50	4895.71		4896.75	0.002691	9.26	4107.58	1417.50	0.85
Reach-1	59140	25_year_Future	31000.00	4891.50	4898.22		4899.13	0.001262	8.93	7801.63	1530.16	0.63
Reach-1	59140	50_year_Future	41000.00	4891.50	4899.86		4900.79	0.000980	9.11	10459.21	1702.05	0.57
Reach-1	59140	100_year_Future	55000.00	4891.50	4902.04		4902.98	0.000715	9.25	14256.82	1781.91	0.51
Reach-1	59140	500_year_Future	89000.00	4891.50	4905.93		4907.04	0.000577	10.33	21493.76	1933.57	0.49
Reach-1	57942	2_year_Future	5700.00	4885.58	4890.46		4890.90	0.000771	5.35	1172.60	450.43	0.46
Reach-1	57942	5_year_Future	13000.00	4885.58	4892.45		4893.40	0.001014	7.96	2103.72	533.01	0.56
Reach-1	57942	10_year_Future	18000.00	4885.58	4893.35		4894.66	0.001199	9.47	2676.58	753.26	0.63
Reach-1	57942	25_year_Future	31000.00	4885.58	4895.21		4897.36	0.001501	12.38	4176.80	832.92	0.73
Reach-1	57942	50_year_Future	41000.00	4885.58	4896.19		4899.06	0.001781	14.45	5013.38	907.52	0.81
Reach-1	57942	100_year_Future	55000.00	4885.58	4897.32		4901.28	0.002161	17.11	6143.26	1089.90	0.91
Reach-1	57942	500_year_Future	89000.00	4885.58	4900.82	4900.82	4905.52	0.001929	19.41	10941.59	1655.69	0.90
Reach-1	57421	2_year_Future	5700.00	4885.50	4888.80	4888.80	4890.03	0.004327	8.88	644.85	269.77	1.00
Reach-1	57421	5_year_Future	13000.00	4885.50	4890.76	4890.76	4892.47	0.003059	10.82	1649.45	784.95	0.92
Reach-1	57421	10_year_Future	18000.00	4885.50	4891.64	4891.64	4893.66	0.002912	11.76	2338.40	794.43	0.92
Reach-1	57421	25_year_Future	31000.00	4885.50	4893.41	4893.41	4896.24	0.002854	14.25	3789.34	851.48	0.96
Reach-1	57421	50_year_Future	41000.00	4885.50	4894.70	4894.70	4897.91	0.002645	15.39	4911.26	881.53	0.95
Reach-1	57421	100_year_Future	55000.00	4885.50	4895.94	4895.94	4899.98	0.002817	17.47	6012.56	891.62	1.01
Reach-1	57421	500_year_Future	89000.00	4885.50	4899.39	4899.39	4904.18	0.002319	19.55	9874.10	1358.80	0.96
Reach-1	56818	2_year_Future	5700.00	4883.38	4886.15	4886.15	4887.26	0.004554	8.48	675.93	351.90	1.01
Reach-1	56818	5_year_Future	13000.00	4883.38	4887.96	4887.96	4889.48	0.002922	10.13	1985.77	1094.35	0.89
Reach-1	56818	10_year_Future	18000.00	4883.38	4888.76	4888.76	4890.52	0.002786	11.16	2876.00	1113.92	0.90
Reach-1	56818	25_year_Future	31000.00	4883.38	4890.35	4890.35	4892.74	0.002761	13.45	4658.71	1123.92	0.94
Reach-1	56818	50_year_Future	41000.00	4883.38	4891.66		4894.21	0.002396	14.18	6135.41	1133.86	0.90
Reach-1	56818	100_year_Future	55000.00	4883.38	4892.84	4892.63	4896.01	0.002534	16.03	7521.41	1250.32	0.95
Reach-1	56818	500_year_Future	89000.00	4883.38	4895.39	4895.39	4899.65	0.002564	19.07	11176.58	1618.14	0.99
Reach-1	56198	2_year_Future	5700.00	4879.51	4882.98	4882.98	4884.42	0.003722	9.67	671.33	352.32	0.96
Reach-1	56198	5_year_Future	13000.00	4879.51	4885.13	4885.13	4887.20	0.002894	12.08	1894.23	518.77	0.93
Reach-1	56198	10_year_Future	18000.00	4879.51	4886.52	4886.52	4888.63	0.002272	12.51	2881.92	1221.09	0.85
Reach-1	56198	25_year_Future	31000.00	4879.51	4888.51	4888.51	4891.14	0.002241	14.79	5342.42	1287.16	0.89
Reach-1	56198	50_year_Future	41000.00	4879.51	4889.63	4889.63	4892.69	0.002339	16.38	6861.34	1425.27	0.92
Reach-1	56198	100_year_Future	55000.00	4879.51	4891.27	4891.27	4894.54	0.002180	17.54	9487.68	1824.09	0.91
Reach-1	56198	500_year_Future	89000.00	4879.51	4894.29	4894.29	4897.88	0.001999	19.63	16236.50	2614.91	0.91
Reach-1	55690	2_year_Future	5700.00	4877.56	4880.50	4880.17	4881.36	0.002749	7.44	809.17	391.86	0.81
Reach-1	55690	5_year_Future	13000.00	4877.56	4882.25	4881.84	4883.75	0.002524	9.99	1588.26	598.53	0.84
Reach-1	55690	10_year_Future	18000.00	4877.56	4883.04	4882.96	4884.96	0.002639	11.41	2248.26	1008.57	0.88
Reach-1	55690	25_year_Future	31000.00	4877.56	4884.92	4884.92	4887.27	0.002332	13.19	4639.86	1374.05	0.87
Reach-1	55690	50_year_Future	41000.00	4877.56	4885.84	4885.84	4888.67	0.002487	14.78	5912.12	1392.43	0.92
Reach-1	55690	100_year_Future	55000.00	4877.56	4887.42	4887.42	4890.49	0.002232	15.78	8515.22	1971.63	0.90
Reach-1	55690	500_year_Future	89000.00	4877.56	4890.10	4890.10	4893.46	0.001983	17.55	14738.02	2544.12	0.88
Reach-1	55235	2_year_Future	5700.00	4875.51	4879.20	4878.78	4880.13	0.002612	7.75	784.55	403.44	0.80
Reach-1	55235	5_year_Future	13000.00	4875.51	4880.90	4880.78	4882.54	0.002727	10.56	1842.08	900.33	0.88
Reach-1	55235	10_year_Future	18000.00	4875.51	4881.74	4881.74	4883.73	0.002735	11.85	2694.42	1109.48	0.90
Reach-1	55235	25_year_Future	31000.00	4875.51	4883.73	4883.73	4885.86	0.002179	13.06	6045.39	1853.82	0.85
Reach-1	55235	50_year_Future	41000.00	4875.51	4884.69	4884.69	4887.12	0.002240	14.37	7876.05	1961.72	0.88
Reach-1	55235	100_year_Future	55000.00	4875.51	4885.70		4888.64	0.002453	16.24	9918.01	2074.90	0.94
Reach-1	55235	500_year_Future	89000.00	4875.51	4888.33	4888.33	4891.56	0.002179	18.07	16070.69	2598.50	0.92
Reach-1	54797	2_year_Future	5700.00	4873.50	4877.34	4877.34	4878.73	0.003710	9.55	718.84	381.82	0.96
Reach-1	54797	5_year_Future	13000.00	4873.50	4879.57	4879.57	4881.34	0.002719	11.21	2201.37	1096.39	0.89
Reach-1	54797	10_year_Future	18000.00	4873.50	4880.74	4880.74	4882.49	0.002207	11.62	3730.02	1406.20	0.83
Reach-1	54797	25_year_Future	31000.00	4873.50	4882.36	4882.36	4884.66	0.002366	14.08	6156.25	1611.24	0.89
Reach-1	54797	50_year_Future	41000.00	4873.50	4883.42	4883.42	4885.99	0.002373	15.36	7988.81	1835.10	0.91
Reach-1	54797	100_year_Future	55000.00	4873.50	4884.79	4884.79	4887.56	0.002269	16.53	10681.37	2092.85	0.91
Reach-1	54797	500_year_Future	89000.00	4873.50	4887.07	4887.07	4890.51	0.002401	19.46	15858.80	2447.23	0.97
Reach-1	54296	2_year_Future	5700.00	4871.50	4875.74		4876.70	0.002034	7.98	951.36	474.88	0.73
Reach-1	54296	5_year_Future	13000.00	4871.50	4877.61	4877.61	4879.17	0.002150	10.79	2672.95	1316.17	0.81
Reach-1	54296	10_year_Future	18000.00	4871.50	4878.51	4878.51	4880.26	0.002137	11.89	3941.03	1469.28	0.82
Reach-1	54296	25_year_Future	31000.00	4871.50	4880.16	4880.16	4882.35	0.002256	14.22	6474.01	1595.74	0.88
Reach-1	54296	50_year_Future	41000.00	4871.50	4881.15	4881.15	4883.66	0.002361	15.70	8080.25	1670.98	0.92
Reach-1	54296	100_year_Future	55000.00	4871.50	4882.32	4882.32	4885.23	0.002477	17.44	10100.44	1761.49	0.96
Reach-1	54296	500_year_Future	89000.00	4871.50	4884.69	4884.69	4888.40	0.002643	20.69	14547.31	2085.06	1.03
Reach-1	53768	2_year_Future	5700.00	4869.56	4873.75	4873.75	4875.26	0.003474	10.16	850.03	390.36	0.95
Reach-1	53768	5_year_Future	13000.00	4869.56	4875.87	4875.87	4877.39	0.002378	11.47	3691.19	1585.18	0.85
Reach-1	53768	10_year_Future	18000.00	4869.56	4876.84	4876.84	4878.38	0.002161	12.16	5431.25	1811.61	0.83
Reach-1	53768	25_year_Future	31000.00	4869.56	4878.25	4878.25	4880.30	0.002540	15.00	7997.21	1841.30	0.93

HEC-RAS Plan: FntnCrkFUT River: Fountain Creek Reach: Reach-1 (Continued)

Reach	River Sta	Profile	Q Total	Min Ch El	W.S. Elev	Crit W.S.	E.G. Elev	E.G. Slope	Vel Chnl	Flow Area	Top Width	Froude # Chl
			(cfs)	(ft)	(ft)	(ft)	(ft)	(ft/ft)	(ft/s)	(sq ft)	(ft)	
Reach-1	53768	50_year_Future	41000.00	4869.56	4879.17	4879.17	4881.50	0.002685	16.57	9738.24	1947.88	0.98
Reach-1	53768	100_year_Future	55000.00	4869.56	4880.20	4880.20	4882.98	0.002952	18.68	11796.03	2071.58	1.04
Reach-1	53768	500_year_Future	89000.00	4869.56	4882.53	4882.53	4885.94	0.003051	21.84	16987.34	2351.39	1.10
Reach-1	53325	2_year_Future	5700.00	4867.50	4871.50	4871.50	4872.84	0.004013	9.43	721.93	295.76	0.99
Reach-1	53325	5_year_Future	13000.00	4867.50	4873.74	4873.74	4875.05	0.002195	10.07	3418.75	1850.94	0.80
Reach-1	53325	10_year_Future	18000.00	4867.50	4874.44	4874.44	4875.96	0.002310	11.29	4735.31	1904.89	0.84
Reach-1	53325	25_year_Future	31000.00	4867.50	4875.79	4875.79	4877.81	0.002605	13.83	7335.41	1945.20	0.92
Reach-1	53325	50_year_Future	41000.00	4867.50	4876.73	4876.73	4878.99	0.002619	15.09	9209.14	2047.92	0.94
Reach-1	53325	100_year_Future	55000.00	4867.50	4877.78	4877.78	4880.41	0.002745	16.78	11421.76	2175.25	0.99
Reach-1	53325	500_year_Future	89000.00	4867.50	4880.36	4879.92	4883.28	0.002439	18.72	17415.95	2437.24	0.97
Reach-1	52893	2_year_Future	5700.00	4866.00	4869.83	4869.83	4871.24	0.003297	10.08	1086.05	571.62	0.93
Reach-1	52893	5_year_Future	13000.00	4866.00	4871.83	4871.83	4873.68	0.002827	12.51	3151.51	1514.77	0.93
Reach-1	52893	10_year_Future	18000.00	4866.00	4873.12	4873.12	4874.71	0.002108	12.39	5325.62	1803.34	0.83
Reach-1	52893	25_year_Future	31000.00	4866.00	4874.64	4874.64	4876.65	0.002373	15.00	8254.78	2058.20	0.91
Reach-1	52893	50_year_Future	41000.00	4866.00	4875.58	4875.58	4877.83	0.002488	16.49	10273.87	2215.71	0.95
Reach-1	52893	100_year_Future	55000.00	4866.00	4876.70	4876.70	4879.22	0.002597	18.16	12840.83	2325.88	0.99
Reach-1	52893	500_year_Future	89000.00	4866.00	4879.82		4882.15	0.002002	18.98	20191.80	2380.31	0.90
Reach-1	52098	2_year_Future	5700.00	4862.00	4867.00	4867.00	4868.43	0.002533	10.08	1127.47	804.91	0.84
Reach-1	52098	5_year_Future	13000.00	4862.00	4869.15	4869.15	4870.98	0.002346	12.62	3160.74	980.39	0.86
Reach-1	52098	10_year_Future	18000.00	4862.00	4870.40	4870.40	4872.21	0.002048	13.22	4764.21	1794.62	0.83
Reach-1	52098	25_year_Future	31000.00	4862.00	4872.16	4872.16	4874.28	0.002176	15.59	7940.23	1818.39	0.89
Reach-1	52098	50_year_Future	41000.00	4862.00	4873.10	4873.10	4875.53	0.002373	17.33	9659.40	1828.02	0.94
Reach-1	52098	100_year_Future	55000.00	4862.00	4874.22	4874.22	4877.04	0.002595	19.38	11717.70	1839.13	1.00
Reach-1	52098	500_year_Future	89000.00	4862.00	4876.42	4876.42	4880.09	0.003005	23.39	15805.66	1907.54	1.11
Reach-1	51208	2_year_Future	5800.00	4858.72	4862.33	4862.33	4863.45	0.003419	9.25	1183.29	679.03	0.92
Reach-1	51208	5_year_Future	12000.00	4858.72	4863.75	4863.75	4865.39	0.003347	11.78	2364.55	973.77	0.97
Reach-1	51208	10_year_Future	17000.00	4858.72	4865.62		4866.78	0.001677	10.49	4292.71	1049.58	0.73
Reach-1	51208	25_year_Future	30000.00	4858.72	4866.45	4866.45	4868.97	0.003216	15.76	5167.40	1059.41	1.03
Reach-1	51208	50_year_Future	39000.00	4858.72	4867.46	4867.46	4870.39	0.003258	17.30	6236.65	1069.57	1.06
Reach-1	51208	100_year_Future	53000.00	4858.72	4869.16	4869.16	4872.37	0.002919	18.56	8889.36	1831.90	1.04
Reach-1	51208	500_year_Future	86000.00	4858.72	4872.00	4872.00	4875.54	0.002592	20.68	14390.88	1999.34	1.02
Reach-1	50418	2_year_Future	5800.00	4853.94	4858.65	4858.65	4860.11	0.003268	9.84	788.83	467.36	0.92
Reach-1	50418	5_year_Future	12000.00	4853.94	4860.66	4860.66	4862.55	0.002560	11.75	2180.79	917.05	0.88
Reach-1	50418	10_year_Future	17000.00	4853.94	4865.67		4866.07	0.000316	6.34	9388.63	2018.64	0.34
Reach-1	50418	25_year_Future	30000.00	4853.94	4863.77	4863.77	4866.45	0.002434	15.42	5822.70	1423.96	0.92
Reach-1	50418	50_year_Future	39000.00	4853.94	4865.31	4865.31	4867.76	0.001964	15.45	8850.83	1999.75	0.85
Reach-1	50418	100_year_Future	53000.00	4853.94	4866.56	4866.56	4869.34	0.002078	17.16	11193.22	2094.79	0.89
Reach-1	50418	500_year_Future	86000.00	4853.94	4869.27		4872.32	0.001983	19.33	17209.97	2331.07	0.91
Reach-1	49837	2_year_Future	5800.00	4851.97	4856.37	4856.37	4858.05	0.003690	11.18	936.13	319.51	1.00
Reach-1	49837	5_year_Future	12000.00	4851.97	4859.15	4859.15	4861.02	0.002184	12.31	2582.99	954.23	0.84
Reach-1	49837	10_year_Future	17000.00	4851.97	4857.76	4857.76	4864.87	0.010704	23.34	1409.31	370.80	1.79
Reach-1	49837	25_year_Future	30000.00	4851.97	4862.64	4862.64	4865.01	0.002035	15.72	7019.49	1689.27	0.87
Reach-1	49837	50_year_Future	39000.00	4851.97	4863.80	4863.80	4866.30	0.002012	16.80	9145.53	1961.98	0.88
Reach-1	49837	100_year_Future	53000.00	4851.97	4865.13	4865.13	4867.83	0.002078	18.39	11835.92	2044.32	0.91
Reach-1	49837	500_year_Future	86000.00	4851.97	4868.80		4871.09	0.001528	18.68	19756.14	2298.48	0.81
Reach-1	49276	2_year_Future	5800.00	4849.62	4854.30	4854.30	4855.83	0.003483	10.64	1361.82	689.99	0.96
Reach-1	49276	5_year_Future	12000.00	4849.62	4856.31	4856.31	4858.17	0.002758	12.57	3148.22	1003.08	0.92
Reach-1	49276	10_year_Future	17000.00	4849.62	4857.36	4857.36	4859.58	0.002792	14.14	4240.02	1070.20	0.95
Reach-1	49276	25_year_Future	30000.00	4849.62	4859.53	4859.53	4862.41	0.002796	17.00	6801.63	1318.40	1.00
Reach-1	49276	50_year_Future	39000.00	4849.62	4860.81	4860.81	4863.98	0.002726	18.34	8582.26	1469.88	1.01
Reach-1	49276	100_year_Future	53000.00	4849.62	4862.44	4862.44	4866.04	0.002708	20.16	11127.21	1648.31	1.03
Reach-1	49276	500_year_Future	86000.00	4849.62	4865.49	4865.49	4869.78	0.002661	23.25	16563.14	1871.73	1.06
Reach-1	48525	2_year_Future	5800.00	4843.50	4849.82	4849.60	4851.71	0.002892	11.12	676.29	238.00	0.90
Reach-1	48525	5_year_Future	12000.00	4843.50	4852.51	4852.51	4855.21	0.002410	13.73	1788.23	708.30	0.89
Reach-1	48525	10_year_Future	17000.00	4843.50	4854.73	4854.73	4857.07	0.001634	13.46	3946.01	1222.45	0.76
Reach-1	48525	25_year_Future	30000.00	4843.50	4857.09	4857.09	4860.07	0.001808	16.39	6988.69	1380.11	0.83
Reach-1	48525	50_year_Future	39000.00	4843.50	4858.42	4858.42	4861.69	0.001853	17.80	8900.18	1488.37	0.86
Reach-1	48525	100_year_Future	53000.00	4843.50	4860.09	4860.09	4863.80	0.001946	19.73	11487.82	1608.03	0.90
Reach-1	48525	500_year_Future	86000.00	4843.50	4863.14	4863.14	4867.71	0.002133	23.36	16710.33	1825.53	0.97
Reach-1	47939	2_year_Future	5800.00	4843.56	4848.01	4848.01	4849.76	0.003682	10.70	617.77	223.11	0.98
Reach-1	47939	5_year_Future	12000.00	4843.56	4850.46	4850.46	4852.82	0.002629	12.72	1491.82	514.18	0.91
Reach-1	47939	10_year_Future	17000.00	4843.56	4851.87	4851.87	4854.58	0.002391	13.93	2372.56	731.97	0.89
Reach-1	47939	25_year_Future	30000.00	4843.56	4854.79	4854.79	4857.89	0.001979	15.77	5173.20	1194.52	0.86
Reach-1	47939	50_year_Future	39000.00	4843.56	4856.20	4856.20	4859.57	0.001932	16.96	7005.53	1401.55	0.87
Reach-1	47939	100_year_Future	53000.00	4843.56	4858.18	4858.18	4861.68	0.001787	18.07	10063.55	1671.74	0.86
Reach-1	47939	500_year_Future	86000.00	4843.56	4861.13	4861.13	4865.39	0.001904	21.22	15139.40	1842.95	0.91
Reach-1	47132	2_year_Future	5800.00	4841.50	4845.51	4845.51	4846.81	0.003099	9.40	987.82	586.57	0.89
Reach-1	47132	5_year_Future	12000.00	4841.50	4847.17	4847.17	4849.11	0.003008	12.00	1992.54	641.47	0.94
Reach-1	47132	10_year_Future	17000.00	4841.50	4848.27	4848.27	4850.60	0.002894	13.41	2726.87	687.95	0.95
Reach-1	47132	25_year_Future	30000.00	4841.50	4850.41	4850.41	4853.77	0.002974	16.57	4238.52	737.35	1.01
Reach-1	47132	50_year_Future	39000.00	4841.50	4851.73	4851.73	4855.64	0.002913	18.10	5245.95	776.72	1.03

HEC-RAS Plan: FntnCrkFUT River: Fountain Creek Reach: Reach-1 (Continued)

Reach	River Sta	Profile	Q Total	Min Ch El	W.S. Elev	Crit W.S.	E.G. Elev	E.G. Slope	Vel Chnl	Flow Area	Top Width	Froude # Chl
			(cfs)	(ft)	(ft)	(ft)	(ft)	(ft/ft)	(ft/s)	(sq ft)	(ft)	
Reach-1	47132	100_year_Future	53000.00	4841.50	4854.15	4854.15	4856.25	0.002358	18.90	7880.02	1283.57	0.96
Reach-1	47132	500_year_Future	86000.00	4841.50	4858.13	4858.13	4862.44	0.001899	20.51	14140.63	1958.99	0.90
Reach-1	46647	2_year_Future	5800.00	4837.50	4842.08	4842.08	4843.64	0.003230	10.15	764.18	440.69	0.93
Reach-1	46647	5_year_Future	12000.00	4837.50	4844.24	4844.24	4846.24	0.002483	12.07	1974.18	650.70	0.88
Reach-1	46647	10_year_Future	17000.00	4837.50	4845.34	4845.34	4847.77	0.002536	13.66	2706.68	704.76	0.91
Reach-1	46647	25_year_Future	30000.00	4837.50	4847.71	4847.71	4850.97	0.002508	16.50	4597.37	940.13	0.95
Reach-1	46647	50_year_Future	39000.00	4837.50	4849.21	4849.21	4852.77	0.002343	17.62	6204.82	1192.03	0.94
Reach-1	46647	100_year_Future	53000.00	4837.50	4851.16	4851.16	4855.02	0.002182	18.98	8839.22	1516.39	0.93
Reach-1	46647	500_year_Future	86000.00	4837.50	4854.74	4854.74	4858.92	0.001939	21.08	15312.82	2024.97	0.92
Reach-1	46321	2_year_Future	5800.00	4835.50	4840.32	4840.29	4841.83	0.003959	9.85	591.18	205.48	0.99
Reach-1	46321	5_year_Future	12000.00	4835.50	4842.93		4844.59	0.002005	10.58	1724.35	680.79	0.78
Reach-1	46321	10_year_Future	17000.00	4835.50	4844.44		4846.24	0.001672	11.27	2952.96	952.04	0.74
Reach-1	46321	25_year_Future	30000.00	4835.50	4846.98		4849.29	0.001568	13.37	5958.39	1407.04	0.76
Reach-1	46321	50_year_Future	39000.00	4835.50	4848.32		4850.87	0.001544	14.45	7994.68	1644.60	0.77
Reach-1	46321	100_year_Future	53000.00	4835.50	4849.80		4852.85	0.001655	16.27	10633.38	1908.35	0.81
Reach-1	46321	500_year_Future	86000.00	4835.50	4853.19		4856.50	0.001498	18.13	17488.86	2126.04	0.80
Reach-1	45852	2_year_Future	5800.00	4833.50	4839.05		4840.45	0.002186	9.82	935.70	396.70	0.79
Reach-1	45852	5_year_Future	12000.00	4833.50	4841.02	4841.02	4843.45	0.002578	13.42	2038.94	725.29	0.91
Reach-1	45852	10_year_Future	17000.00	4833.50	4842.50	4842.50	4845.22	0.002359	14.65	3293.52	971.80	0.90
Reach-1	45852	25_year_Future	30000.00	4833.50	4845.50	4845.50	4848.42	0.001933	16.32	6956.51	1471.87	0.86
Reach-1	45852	50_year_Future	39000.00	4833.50	4846.82	4846.82	4850.00	0.001944	17.64	9058.50	1693.48	0.88
Reach-1	45852	100_year_Future	53000.00	4833.50	4848.59	4848.59	4851.98	0.001912	19.10	12539.88	2152.12	0.89
Reach-1	45852	500_year_Future	86000.00	4833.50	4851.40	4851.40	4855.58	0.002117	22.65	18709.22	2239.09	0.98
Reach-1	45202	2_year_Future	5800.00	4831.02	4837.22	4837.22	4838.95	0.002328	10.99	1175.55	667.86	0.83
Reach-1	45202	5_year_Future	12000.00	4831.02	4839.55	4839.55	4841.73	0.002165	13.43	3152.61	1024.50	0.85
Reach-1	45202	10_year_Future	17000.00	4831.02	4840.88	4840.88	4843.34	0.002164	14.91	4642.93	1228.56	0.87
Reach-1	45202	25_year_Future	30000.00	4831.02	4843.63	4843.63	4846.34	0.001990	17.03	8630.13	1691.35	0.87
Reach-1	45202	50_year_Future	39000.00	4831.02	4844.86	4844.86	4847.81	0.002054	18.48	10850.09	1909.36	0.90
Reach-1	45202	100_year_Future	53000.00	4831.02	4846.51	4846.51	4849.85	0.002067	20.07	14216.11	2103.40	0.92
Reach-1	45202	500_year_Future	86000.00	4831.02	4849.15	4849.15	4852.98	0.002334	23.79	19868.33	2203.57	1.00
Reach-1	44615	2_year_Future	5800.00	4829.15	4832.94	4832.94	4834.40	0.003984	9.76	729.42	393.94	0.99
Reach-1	44615	5_year_Future	12000.00	4829.15	4834.98	4834.98	4836.69	0.002566	11.05	2383.64	1179.61	0.87
Reach-1	44615	10_year_Future	17000.00	4829.15	4835.94	4835.94	4837.95	0.002535	12.35	3646.93	1440.36	0.89
Reach-1	44615	25_year_Future	30000.00	4829.15	4837.98	4837.98	4840.32	0.002277	14.22	7008.03	1721.56	0.88
Reach-1	44615	50_year_Future	39000.00	4829.15	4839.00	4839.00	4841.62	0.002307	15.49	8837.41	1823.83	0.91
Reach-1	44615	100_year_Future	53000.00	4829.15	4840.26	4840.26	4843.34	0.002417	17.31	11178.24	1860.48	0.95
Reach-1	44615	500_year_Future	86000.00	4829.15	4842.75	4842.75	4846.73	0.002572	20.61	15699.97	2002.19	1.01
Reach-1	43844	2_year_Future	5800.00	4825.81	4830.36		4831.45	0.003159	8.89	1346.12	1081.85	0.89
Reach-1	43844	5_year_Future	12000.00	4825.81	4831.79		4833.20	0.002850	10.86	3029.36	1252.27	0.90
Reach-1	43844	10_year_Future	17000.00	4825.81	4832.68		4834.25	0.002696	11.90	4155.03	1266.61	0.90
Reach-1	43844	25_year_Future	30000.00	4825.81	4834.21	4834.15	4836.48	0.003055	14.95	6101.13	1277.04	1.00
Reach-1	43844	50_year_Future	39000.00	4825.81	4835.10	4835.05	4837.79	0.003205	16.59	7238.55	1281.40	1.04
Reach-1	43844	100_year_Future	53000.00	4825.81	4836.31	4836.31	4839.63	0.003387	18.76	8806.19	1371.20	1.10
Reach-1	43844	500_year_Future	86000.00	4825.81	4839.20	4839.20	4843.08	0.002979	21.16	13720.46	1847.01	1.08
Reach-1	43174	2_year_Future	5800.00	4823.50	4828.50	4828.50	4829.48	0.002662	10.30	2117.50	1040.47	0.85
Reach-1	43174	5_year_Future	12000.00	4823.50	4829.80	4829.80	4831.16	0.003195	13.37	3591.69	1216.83	0.98
Reach-1	43174	10_year_Future	17000.00	4823.50	4830.57	4830.57	4832.19	0.003519	15.23	4563.51	1320.04	1.05
Reach-1	43174	25_year_Future	29000.00	4823.50	4832.04	4832.04	4834.11	0.003915	18.38	6656.45	1517.66	1.14
Reach-1	43174	50_year_Future	38000.00	4823.50	4832.97	4832.97	4835.28	0.004030	20.06	8124.49	1642.14	1.18
Reach-1	43174	100_year_Future	51000.00	4823.50	4834.14	4834.12	4836.72	0.004109	21.97	10135.59	1798.74	1.21
Reach-1	43174	500_year_Future	83000.00	4823.50	4836.84	4836.32	4839.43	0.003513	23.77	15417.72	2046.87	1.17
Reach-1	42674	2_year_Future	5800.00	4819.50	4825.91	4825.91	4827.21	0.002072	9.88	1523.44	1013.58	0.76
Reach-1	42674	5_year_Future	12000.00	4819.50	4827.62	4827.62	4829.12	0.002095	12.00	3487.34	1263.34	0.80
Reach-1	42674	10_year_Future	17000.00	4819.50	4828.50	4828.50	4830.22	0.002279	13.55	4647.26	1379.07	0.85
Reach-1	42674	25_year_Future	29000.00	4819.50	4830.10	4830.10	4832.26	0.002587	16.35	7023.43	1590.05	0.94
Reach-1	42674	50_year_Future	38000.00	4819.50	4831.08	4831.08	4833.47	0.002710	17.88	8650.82	1719.68	0.98
Reach-1	42674	100_year_Future	51000.00	4819.50	4832.21	4832.21	4834.97	0.002940	19.95	10872.52	1868.23	1.04
Reach-1	42674	500_year_Future	83000.00	4819.50	4834.57	4834.57	4837.74	0.003038	22.97	15441.23	2114.84	1.09
Reach-1	42174	2_year_Future	5800.00	4817.50	4824.39		4824.75	0.000691	6.51	3424.25	1194.49	0.46
Reach-1	42174	5_year_Future	12000.00	4817.50	4826.07		4826.57	0.000877	8.60	5749.09	1577.81	0.54
Reach-1	42174	10_year_Future	17000.00	4817.50	4826.96		4827.58	0.001022	9.98	7243.22	1773.75	0.59
Reach-1	42174	25_year_Future	29000.00	4817.50	4828.40		4829.31	0.001370	12.78	10008.14	2022.42	0.71
Reach-1	42174	50_year_Future	38000.00	4817.50	4829.28		4830.33	0.001530	14.27	11790.83	2029.23	0.76
Reach-1	42174	100_year_Future	51000.00	4817.50	4830.38		4831.61	0.001719	16.10	13993.40	2044.22	0.81
Reach-1	42174	500_year_Future	83000.00	4817.50	4832.48		4834.18	0.002084	19.73	18382.52	2090.47	0.92
Reach-1	41736	2_year_Future	5800.00	4815.50	4823.03	4823.03	4824.22	0.001640	10.34	1915.85	1132.29	0.68
Reach-1	41736	5_year_Future	12000.00	4815.50	4824.66	4824.66	4825.95	0.001869	12.64	4302.61	1721.81	0.75
Reach-1	41736	10_year_Future	17000.00	4815.50	4825.43	4825.43	4826.88	0.002130	14.27	5714.21	1910.04	0.81
Reach-1	41736	25_year_Future	29000.00	4815.50	4826.81	4826.81	4828.44	0.002492	16.88	8501.52	2057.71	0.90
Reach-1	41736	50_year_Future	38000.00	4815.50	4827.52	4827.52	4829.36	0.002843	18.80	9962.10	2071.00	0.97
Reach-1	41736	100_year_Future	51000.00	4815.50	4828.38	4828.38	4830.51	0.003276	21.16	11755.74	2081.98	1.05

HEC-RAS Plan: FntnCrkFUT River: Fountain Creek Reach: Reach-1 (Continued)

Reach	River Sta	Profile	Q Total	Min Ch El	W.S. Elev	Crit W.S.	E.G. Elev	E.G. Slope	Vel Chnl	Flow Area	Top Width	Froude # Chl
			(cfs)	(ft)	(ft)	(ft)	(ft)	(ft/ft)	(ft/s)	(sq ft)	(ft)	
Reach-1	41736	500_year_Future	83000.00	4815.50	4830.10	4830.10	4832.84	0.004080	25.72	15338.03	2095.10	1.20
Reach-1	40984	2_year_Future	5800.00	4813.50	4816.61		4817.15	0.001668	6.10	1355.48	695.37	0.64
Reach-1	40984	5_year_Future	12000.00	4813.50	4818.04		4818.92	0.001665	7.99	2704.81	1130.90	0.68
Reach-1	40984	10_year_Future	17000.00	4813.50	4818.70		4819.89	0.001921	9.44	3454.08	1140.78	0.75
Reach-1	40984	25_year_Future	29000.00	4813.50	4820.09		4821.87	0.002177	11.66	5058.58	1207.79	0.83
Reach-1	40984	50_year_Future	38000.00	4813.50	4820.92		4823.12	0.002341	13.35	6195.53	1530.47	0.88
Reach-1	40984	100_year_Future	51000.00	4813.50	4821.91		4824.64	0.002534	15.14	7838.68	1699.01	0.93
Reach-1	40984	500_year_Future	83000.00	4813.50	4824.41		4827.69	0.002319	17.31	12119.33	1742.48	0.93
Reach-1	40074	2_year_Future	5800.00	4809.50	4814.05	4813.77	4815.06	0.003196	8.10	742.35	560.05	0.87
Reach-1	40074	5_year_Future	12000.00	4809.50	4815.52	4815.52	4816.98	0.002724	10.01	2117.12	1306.38	0.86
Reach-1	40074	10_year_Future	17000.00	4809.50	4816.47	4816.47	4817.95	0.002321	10.59	3524.90	1551.82	0.83
Reach-1	40074	25_year_Future	29000.00	4809.50	4817.80	4817.80	4819.74	0.002489	12.80	5600.47	1584.84	0.89
Reach-1	40074	50_year_Future	38000.00	4809.50	4818.59	4818.59	4820.86	0.002614	14.18	6851.45	1574.78	0.93
Reach-1	40074	100_year_Future	51000.00	4809.50	4819.96		4822.33	0.002316	14.97	9004.99	1591.67	0.90
Reach-1	40074	500_year_Future	83000.00	4809.50	4823.05		4825.61	0.001815	16.27	13999.16	1643.87	0.84
Reach-1	39608	2_year_Future	5800.00	4807.54	4812.06	4812.06	4813.29	0.004487	8.91	651.90	305.14	1.01
Reach-1	39608	5_year_Future	12000.00	4807.54	4813.76	4813.76	4815.29	0.002876	10.20	2012.25	1291.87	0.89
Reach-1	39608	10_year_Future	17000.00	4807.54	4814.72	4814.72	4816.32	0.002453	10.84	3387.90	1454.02	0.85
Reach-1	39608	25_year_Future	29000.00	4807.54	4816.15	4816.15	4818.28	0.002578	13.11	5480.03	1480.69	0.91
Reach-1	39608	50_year_Future	38000.00	4807.54	4817.01	4817.01	4819.52	0.002675	14.51	6785.98	1496.85	0.94
Reach-1	39608	100_year_Future	51000.00	4807.54	4818.16	4818.16	4821.10	0.002716	16.10	8486.91	1516.45	0.97
Reach-1	39608	500_year_Future	83000.00	4807.54	4820.44	4820.44	4824.43	0.002855	19.33	11976.25	1546.75	1.04
Reach-1	39069	2_year_Future	5800.00	4803.50	4810.30	4810.30	4811.53	0.001823	10.68	2231.03	1090.47	0.73
Reach-1	39069	5_year_Future	12000.00	4803.50	4812.01	4812.01	4813.44	0.002074	13.28	4440.93	1505.35	0.81
Reach-1	39069	10_year_Future	17000.00	4803.50	4812.86	4812.86	4814.47	0.002312	14.97	5769.78	1605.05	0.87
Reach-1	39069	25_year_Future	29000.00	4803.50	4814.41	4814.41	4816.36	0.002723	18.02	8343.86	1733.76	0.97
Reach-1	39069	50_year_Future	38000.00	4803.50	4815.33	4815.33	4817.49	0.002945	19.80	9977.84	1792.00	1.02
Reach-1	39069	100_year_Future	51000.00	4803.50	4816.29	4816.29	4818.84	0.003386	22.39	11708.70	1801.31	1.11
Reach-1	39069	500_year_Future	83000.00	4803.50	4818.29	4818.29	4821.60	0.004101	27.19	15335.35	1826.38	1.25
Reach-1	38550	2_year_Future	5800.00	4801.50	4807.20	4807.20	4808.40	0.002439	10.83	1983.01	830.51	0.84
Reach-1	38550	5_year_Future	12000.00	4801.50	4809.01	4809.01	4810.24	0.002194	12.55	4492.47	1841.63	0.84
Reach-1	38550	10_year_Future	17000.00	4801.50	4809.75	4809.75	4811.15	0.002455	14.19	5860.30	1871.14	0.90
Reach-1	38550	25_year_Future	29000.00	4801.50	4811.04	4811.04	4812.80	0.002978	17.33	8326.85	1946.14	1.02
Reach-1	38550	50_year_Future	38000.00	4801.50	4812.24	4811.78	4813.86	0.002610	17.63	10692.05	1998.22	0.97
Reach-1	38550	100_year_Future	51000.00	4801.50	4813.72		4815.28	0.002332	18.24	13725.05	2087.00	0.94
Reach-1	38550	500_year_Future	83000.00	4801.50	4816.58		4818.23	0.002124	20.14	19762.10	2143.98	0.93
Reach-1	38027	2_year_Future	5800.00	4799.50	4804.74	4804.74	4806.64	0.002888	11.30	768.27	368.47	0.91
Reach-1	38027	5_year_Future	12000.00	4799.50	4807.32	4807.32	4808.63	0.001546	11.02	4269.85	1808.46	0.72
Reach-1	38027	10_year_Future	17000.00	4799.50	4808.08	4808.08	4809.60	0.001763	12.57	5658.33	1838.96	0.78
Reach-1	38027	25_year_Future	29000.00	4799.50	4809.45	4809.45	4811.39	0.002154	15.41	8188.53	1852.61	0.88
Reach-1	38027	50_year_Future	38000.00	4799.50	4810.26	4810.26	4812.49	0.002394	17.16	9697.38	1861.48	0.94
Reach-1	38027	100_year_Future	51000.00	4799.50	4811.29	4811.29	4813.88	0.002646	19.24	11620.10	1870.00	1.01
Reach-1	38027	500_year_Future	83000.00	4799.50	4813.39	4813.39	4816.73	0.003073	23.21	15552.71	1882.99	1.12
Reach-1	37341	2_year_Future	5800.00	4797.85	4801.35	4801.35	4802.43	0.003178	8.63	1167.17	1010.19	0.88
Reach-1	37341	5_year_Future	12000.00	4797.85	4802.81	4802.81	4804.10	0.002589	10.17	3119.75	1454.61	0.85
Reach-1	37341	10_year_Future	17000.00	4797.85	4803.53	4803.53	4805.07	0.002715	11.52	4218.08	1621.18	0.90
Reach-1	37341	25_year_Future	29000.00	4797.85	4804.89	4804.89	4806.99	0.002966	14.09	6638.81	1841.67	0.97
Reach-1	37341	50_year_Future	38000.00	4797.85	4805.75	4805.75	4808.21	0.003076	15.59	8240.32	1873.33	1.01
Reach-1	37341	100_year_Future	51000.00	4797.85	4806.84	4806.84	4809.79	0.003206	17.45	10298.43	1913.01	1.06
Reach-1	37341	500_year_Future	83000.00	4797.85	4809.13	4809.13	4813.12	0.003347	20.92	14740.21	1951.65	1.12
Reach-1	36760	2_year_Future	5800.00	4795.02	4798.04	4798.04	4799.30	0.004387	9.01	643.63	259.40	1.01
Reach-1	36760	5_year_Future	12000.00	4795.02	4799.63	4799.63	4801.57	0.003828	11.18	1073.55	282.44	1.01
Reach-1	36760	10_year_Future	17000.00	4795.02	4801.10	4801.10	4802.69	0.002214	10.50	3186.97	1772.84	0.81
Reach-1	36760	25_year_Future	29000.00	4795.02	4802.55	4802.55	4804.58	0.002287	12.56	5796.63	1881.12	0.86
Reach-1	36760	50_year_Future	38000.00	4795.02	4803.43	4803.43	4805.72	0.002317	13.73	7477.45	1932.58	0.88
Reach-1	36760	100_year_Future	51000.00	4795.02	4804.52	4804.52	4807.14	0.002346	15.12	9616.18	1976.52	0.91
Reach-1	36760	500_year_Future	83000.00	4795.02	4806.64	4806.64	4810.05	0.002488	18.03	13982.55	2253.87	0.97
Reach-1	36000	2_year_Future	5800.00	4789.50	4794.58	4793.82	4795.50	0.001822	7.74	936.98	508.84	0.70
Reach-1	36000	5_year_Future	12000.00	4789.50	4795.90	4795.83	4797.76	0.002632	11.33	1855.97	905.52	0.88
Reach-1	36000	10_year_Future	17000.00	4789.50	4797.05	4797.05	4799.13	0.002382	12.34	3048.37	1164.77	0.87
Reach-1	36000	25_year_Future	29000.00	4789.50	4799.06	4799.06	4801.54	0.002194	14.24	5639.84	1614.06	0.87
Reach-1	36000	50_year_Future	38000.00	4789.50	4800.39	4800.39	4802.90	0.001959	14.87	8212.59	2029.17	0.84
Reach-1	36000	100_year_Future	51000.00	4789.50	4801.57	4801.57	4804.48	0.002088	16.57	10980.86	2677.36	0.89
Reach-1	36000	500_year_Future	83000.00	4789.50	4803.79	4803.79	4807.77	0.002449	20.33	17463.15	3020.74	0.99
Reach-1	34395	2_year_Future	5800.00	4787.50	4790.14	4790.14	4791.12	0.004513	7.98	756.45	486.63	0.99
Reach-1	34395	5_year_Future	12000.00	4787.50	4791.49	4791.49	4792.69	0.003335	9.63	1516.37	929.47	0.93
Reach-1	34395	10_year_Future	17000.00	4787.50	4792.46	4792.46	4793.96	0.002634	10.14	2800.75	1667.49	0.86
Reach-1	34395	25_year_Future	29000.00	4787.50	4793.83	4793.83	4795.73	0.002552	11.98	5129.48	1746.32	0.88
Reach-1	34395	50_year_Future	38000.00	4787.50	4794.64	4794.64	4796.82	0.002554	13.10	6562.41	1755.52	0.90
Reach-1	34395	100_year_Future	51000.00	4787.50	4795.63	4795.63	4798.21	0.002625	14.59	8296.51	1760.74	0.94
Reach-1	34395	500_year_Future	83000.00	4787.50	4797.65	4797.65	4801.12	0.002741	17.48	11867.81	1771.73	1.00

HEC-RAS Plan: FntnCrkFUT River: Fountain Creek Reach: Reach-1 (Continued)

Reach	River Sta	Profile	Q Total	Min Ch El	W.S. Elev	Crit W.S.	E.G. Elev	E.G. Slope	Vel Chnl	Flow Area	Top Width	Froude # Chl
			(cfs)	(ft)	(ft)	(ft)	(ft)	(ft/ft)	(ft/s)	(sq ft)	(ft)	
Reach-1	33553	2_year_Future	5800.00	4783.76	4786.77	4786.77	4787.62	0.003270	8.10	1653.98	1269.54	0.88
Reach-1	33553	5_year_Future	12000.00	4783.76	4787.88	4787.88	4789.08	0.003405	10.40	3106.13	1417.76	0.95
Reach-1	33553	10_year_Future	17000.00	4783.76	4788.52	4788.52	4790.02	0.003544	11.83	4085.74	1541.99	1.00
Reach-1	33553	25_year_Future	29000.00	4783.76	4789.87	4789.87	4791.76	0.003439	13.94	6256.46	1629.32	1.03
Reach-1	33553	50_year_Future	38000.00	4783.76	4790.66	4790.66	4792.86	0.003512	15.35	7545.82	1640.79	1.06
Reach-1	33553	100_year_Future	51000.00	4783.76	4791.61	4791.61	4794.29	0.003680	17.22	9126.00	1654.74	1.11
Reach-1	33553	500_year_Future	83000.00	4783.76	4793.66	4793.66	4797.31	0.003843	20.68	12552.39	1689.46	1.18
Reach-1	32307	2_year_Future	5800.00	4776.07	4780.48	4780.48	4781.64	0.003169	8.85	1035.61	814.62	0.89
Reach-1	32307	5_year_Future	12000.00	4776.07	4782.10	4782.10	4783.42	0.002442	10.28	2977.37	1534.66	0.84
Reach-1	32307	10_year_Future	17000.00	4776.07	4782.88	4782.88	4784.40	0.002473	11.46	4267.23	1593.23	0.86
Reach-1	32307	25_year_Future	29000.00	4776.07	4784.24	4784.24	4786.25	0.002721	13.94	6401.09	1648.18	0.94
Reach-1	32307	50_year_Future	38000.00	4776.07	4785.09	4785.09	4787.41	0.002829	15.37	7844.95	1742.91	0.98
Reach-1	32307	100_year_Future	51000.00	4776.07	4786.20	4786.20	4788.87	0.002884	16.97	9844.46	1860.85	1.01
Reach-1	32307	500_year_Future	83000.00	4776.07	4788.36	4788.36	4791.85	0.003059	20.24	14018.07	1997.60	1.08
Reach-1	31714	2_year_Future	5800.00	4773.50	4777.89		4778.76	0.003478	9.44	2015.44	971.53	0.93
Reach-1	31714	5_year_Future	12000.00	4773.50	4779.16	4779.08	4780.45	0.003742	12.20	3572.71	1454.61	1.02
Reach-1	31714	10_year_Future	17000.00	4773.50	4779.86	4779.84	4781.47	0.004082	14.04	4679.61	1714.53	1.09
Reach-1	31714	25_year_Future	29000.00	4773.50	4781.51	4781.51	4783.44	0.003752	16.23	7697.06	1899.01	1.10
Reach-1	31714	50_year_Future	38000.00	4773.50	4782.30	4782.30	4784.55	0.003983	18.00	9216.77	1940.03	1.15
Reach-1	31714	100_year_Future	51000.00	4773.50	4783.54	4783.34	4785.97	0.003755	19.33	11633.74	1959.81	1.15
Reach-1	31714	500_year_Future	83000.00	4773.50	4786.76	4785.40	4789.21	0.002755	20.40	18011.72	1978.59	1.04
Reach-1	30997	2_year_Future	5800.00	4771.85	4775.19	4775.19	4776.22	0.003586	8.72	1229.40	851.11	0.92
Reach-1	30997	5_year_Future	12000.00	4771.85	4776.69	4776.69	4778.07	0.002935	10.57	2952.46	1469.09	0.90
Reach-1	30997	10_year_Future	17000.00	4771.85	4777.56	4777.56	4779.08	0.002719	11.51	4308.77	1585.18	0.90
Reach-1	30997	25_year_Future	29000.00	4771.85	4779.38		4781.06	0.002255	12.84	7751.96	1992.74	0.86
Reach-1	30997	50_year_Future	38000.00	4771.85	4780.81		4782.37	0.001774	12.89	10603.53	2010.37	0.78
Reach-1	30997	100_year_Future	51000.00	4771.85	4782.51		4784.10	0.001506	13.44	14030.45	2019.68	0.75
Reach-1	30997	500_year_Future	83000.00	4771.85	4785.90		4787.73	0.001279	15.02	20891.23	2030.57	0.72
Reach-1	30271	2_year_Future	5800.00	4767.51	4771.71		4772.80	0.002888	8.85	993.07	356.75	0.86
Reach-1	30271	5_year_Future	12000.00	4767.51	4774.75		4775.84	0.001276	9.09	3073.37	1161.87	0.64
Reach-1	30271	10_year_Future	17000.00	4767.51	4776.28		4777.45	0.001092	9.71	5230.25	1937.66	0.61
Reach-1	30271	25_year_Future	29000.00	4767.51	4778.68		4779.91	0.000945	10.79	9919.89	1963.54	0.59
Reach-1	30271	50_year_Future	38000.00	4767.51	4780.06		4781.40	0.000927	11.62	12636.42	1970.48	0.60
Reach-1	30271	100_year_Future	51000.00	4767.51	4781.70		4783.23	0.000945	12.81	15872.49	1977.73	0.62
Reach-1	30271	500_year_Future	83000.00	4767.51	4784.88		4786.88	0.001027	15.39	22139.20	1989.71	0.67
Reach-1	29813	2_year_Future	5800.00	4763.91	4769.23	4769.23	4771.31	0.003221	12.02	672.64	194.71	0.96
Reach-1	29813	5_year_Future	12000.00	4763.91	4772.69	4772.69	4775.01	0.001909	13.26	2176.70	1124.53	0.81
Reach-1	29813	10_year_Future	17000.00	4763.91	4774.67	4774.67	4776.78	0.001475	13.43	4920.13	1855.83	0.74
Reach-1	29813	25_year_Future	29000.00	4763.91	4776.67	4776.67	4779.22	0.001574	16.11	8681.26	1914.60	0.81
Reach-1	29813	50_year_Future	38000.00	4763.91	4777.80	4777.80	4780.67	0.001812	17.78	10882.64	1951.93	0.86
Reach-1	29813	100_year_Future	51000.00	4763.91	4779.19	4779.19	4782.45	0.001973	19.80	13600.49	1977.45	0.91
Reach-1	29813	500_year_Future	83000.00	4763.91	4781.84	4781.84	4785.99	0.002298	23.85	18900.40	2013.64	1.01
Reach-1	29316	2_year_Future	5800.00	4761.50	4767.32	4767.32	4769.42	0.003079	11.97	861.68	197.96	0.94
Reach-1	29316	5_year_Future	12000.00	4761.50	4770.61	4770.61	4772.72	0.001827	12.91	2897.18	1096.06	0.79
Reach-1	29316	10_year_Future	17000.00	4761.50	4771.63	4771.63	4774.29	0.002130	15.06	3906.05	1389.86	0.87
Reach-1	29316	25_year_Future	29000.00	4761.50	4774.35	4774.35	4776.85	0.001737	16.14	8796.90	1890.65	0.82
Reach-1	29316	50_year_Future	38000.00	4761.50	4775.47	4775.47	4778.25	0.001874	17.78	10911.86	1899.82	0.86
Reach-1	29316	100_year_Future	51000.00	4761.50	4776.77	4776.77	4780.01	0.002081	19.95	13396.80	1905.17	0.92
Reach-1	29316	500_year_Future	83000.00	4761.50	4779.27	4779.27	4783.70	0.002581	24.71	18173.75	1940.70	1.06
Reach-1	28881	2_year_Future	5800.00	4759.69	4765.76	4765.76	4767.89	0.002852	12.71	958.04	292.61	0.93
Reach-1	28881	5_year_Future	12000.00	4759.69	4768.93	4768.93	4770.73	0.001737	13.25	4086.05	1554.17	0.78
Reach-1	28881	10_year_Future	17000.00	4759.69	4769.98	4769.98	4772.04	0.001922	15.00	5783.35	1682.64	0.83
Reach-1	28881	25_year_Future	29000.00	4759.69	4771.91	4771.91	4774.40	0.002181	17.97	9062.22	1710.81	0.92
Reach-1	28881	50_year_Future	38000.00	4759.69	4772.97	4772.97	4775.82	0.002401	19.95	10890.15	1723.68	0.97
Reach-1	28881	100_year_Future	51000.00	4759.69	4774.19	4774.19	4777.60	0.002756	22.69	12993.92	1738.37	1.06
Reach-1	28881	500_year_Future	83000.00	4759.69	4778.73		4781.65	0.001963	23.03	21298.14	1919.55	0.94
Reach-1	28312	2_year_Future	5800.00	4756.44	4762.94	4762.94	4764.79	0.002576	11.94	1182.51	415.71	0.87
Reach-1	28312	5_year_Future	12000.00	4756.44	4765.78	4765.78	4767.93	0.002082	14.00	3179.58	1168.89	0.84
Reach-1	28312	10_year_Future	17000.00	4756.44	4767.14	4767.14	4769.39	0.002015	15.18	4881.28	1269.82	0.85
Reach-1	28312	25_year_Future	29000.00	4756.44	4769.21	4769.21	4772.06	0.002305	18.41	7543.49	1301.59	0.93
Reach-1	28312	50_year_Future	38000.00	4756.44	4770.40	4770.40	4773.69	0.002518	20.48	9089.53	1309.92	0.99
Reach-1	28312	100_year_Future	51000.00	4756.44	4771.92	4771.92	4775.74	0.002717	22.87	11095.00	1317.02	1.05
Reach-1	28312	500_year_Future	83000.00	4756.44	4775.07	4775.07	4780.06	0.003044	27.53	15293.57	1386.65	1.15
Reach-1	27781	2_year_Future	5800.00	4755.50	4760.13	4760.13	4761.70	0.002917	10.39	919.68	525.48	0.90
Reach-1	27781	5_year_Future	12000.00	4755.50	4762.09	4762.09	4764.30	0.002757	13.05	2232.05	773.97	0.93
Reach-1	27781	10_year_Future	17000.00	4755.50	4763.41	4763.41	4765.83	0.002500	14.16	3368.00	901.72	0.91
Reach-1	27781	25_year_Future	29000.00	4755.50	4765.54	4765.54	4768.73	0.002587	17.03	5366.56	959.52	0.97
Reach-1	27781	50_year_Future	38000.00	4755.50	4766.96	4766.96	4770.57	0.002559	18.56	6784.30	1011.71	0.99
Reach-1	27781	100_year_Future	51000.00	4755.50	4768.57	4768.57	4772.89	0.002685	20.75	8416.55	1038.94	1.03
Reach-1	27781	500_year_Future	83000.00	4755.50	4772.11	4772.11	4777.79	0.002691	24.59	12253.32	1145.52	1.08

HEC-RAS Plan: FntnCrkFUT River: Fountain Creek Reach: Reach-1 (Continued)

Reach	River Sta	Profile	Q Total	Min Ch El	W.S. Elev	Crit W.S.	E.G. Elev	E.G. Slope	Vel Chnl	Flow Area	Top Width	Froude # Chl
			(cfs)	(ft)	(ft)	(ft)	(ft)	(ft/ft)	(ft/s)	(sq ft)	(ft)	
Reach-1	27317	2_year_Future	5800.00	4755.52	4758.38	4758.38	4759.40	0.004217	8.30	927.67	613.20	0.97
Reach-1	27317	5_year_Future	12000.00	4755.52	4759.73	4759.73	4761.23	0.003444	10.25	1868.75	763.09	0.95
Reach-1	27317	10_year_Future	17000.00	4755.52	4760.53	4760.53	4762.36	0.003363	11.57	2479.70	775.91	0.97
Reach-1	27317	25_year_Future	29000.00	4755.52	4762.11	4762.11	4764.71	0.003243	13.95	3732.48	801.54	1.00
Reach-1	27317	50_year_Future	38000.00	4755.52	4763.15	4763.15	4766.24	0.003169	15.34	4585.17	841.97	1.02
Reach-1	27317	100_year_Future	51000.00	4755.52	4764.55	4764.55	4768.20	0.002996	16.83	5794.64	880.54	1.02
Reach-1	27317	500_year_Future	83000.00	4755.52	4767.45	4767.45	4772.38	0.002805	19.83	8486.68	958.69	1.04
Reach-1	26889	2_year_Future	5800.00	4753.99	4756.59		4757.28	0.003022	7.14	1553.12	1153.37	0.83
Reach-1	26889	5_year_Future	12000.00	4753.99	4757.71		4758.72	0.002847	9.02	2849.30	1158.99	0.86
Reach-1	26889	10_year_Future	17000.00	4753.99	4758.49		4759.68	0.002674	10.01	3746.63	1162.80	0.86
Reach-1	26889	25_year_Future	29000.00	4753.99	4760.15		4761.67	0.002300	11.59	5686.37	1169.90	0.84
Reach-1	26889	50_year_Future	38000.00	4753.99	4761.18		4762.95	0.002205	12.64	6897.96	1174.31	0.85
Reach-1	26889	100_year_Future	51000.00	4753.99	4762.46		4764.61	0.002169	14.05	8404.90	1179.78	0.87
Reach-1	26889	500_year_Future	83000.00	4753.99	4765.02		4768.09	0.002207	16.99	11439.50	1192.21	0.91
Reach-1	26379	2_year_Future	5800.00	4751.50	4754.52	4754.52	4755.38	0.004602	8.85	1629.25	1100.28	1.02
Reach-1	26379	5_year_Future	12000.00	4751.50	4755.62	4755.62	4756.89	0.004482	11.29	2845.87	1119.49	1.08
Reach-1	26379	10_year_Future	17000.00	4751.50	4756.28	4756.28	4757.88	0.004592	12.87	3594.60	1125.37	1.12
Reach-1	26379	25_year_Future	29000.00	4751.50	4757.73	4757.73	4759.99	0.004510	15.61	5285.32	1238.89	1.17
Reach-1	26379	50_year_Future	38000.00	4751.50	4758.65	4758.65	4761.32	0.004425	17.13	6456.08	1304.99	1.19
Reach-1	26379	100_year_Future	51000.00	4751.50	4759.87	4759.87	4763.01	0.004235	18.81	8105.49	1392.00	1.20
Reach-1	26379	500_year_Future	83000.00	4751.50	4762.38	4762.38	4766.51	0.004000	22.08	11810.17	1570.28	1.22
Reach-1	25746	2_year_Future	5800.00	4748.00	4750.44	4749.78	4751.33	0.008392	11.09	1574.18	894.78	1.35
Reach-1	25746	5_year_Future	12000.00	4748.00	4751.92	4749.78	4752.94	0.005126	12.37	2991.04	1044.14	1.18
Reach-1	25746	10_year_Future	17000.00	4748.00	4752.63	4749.79	4753.94	0.005270	14.16	3744.26	1068.92	1.21
Reach-1	25746	25_year_Future	29000.00	4748.00	4754.00	4749.78	4755.94	0.005560	17.52	5247.66	1117.09	1.30
Reach-1	25746	50_year_Future	38000.00	4748.00	4754.89	4754.64	4757.23	0.005618	19.42	6248.62	1135.64	1.34
Reach-1	25746	100_year_Future	51000.00	4748.00	4755.81	4755.81	4758.88	0.006311	22.46	7294.83	1154.71	1.45
Reach-1	25746	500_year_Future	83000.00	4748.00	4760.99	4758.01	4761.97	0.001385	14.96	20915.63	2370.74	0.74
Reach-1	24957	2_year_Future	5800.00	4743.50	4747.13	4746.69	4747.70	0.002776	7.64	2171.80	1183.87	0.81
Reach-1	24957	5_year_Future	12000.00	4743.50	4747.95	4747.86	4749.16	0.004441	11.50	3193.94	1320.64	1.08
Reach-1	24957	10_year_Future	17000.00	4743.50	4748.65	4748.65	4750.12	0.004425	12.95	4151.49	1370.88	1.11
Reach-1	24957	25_year_Future	29000.00	4743.50	4749.97	4749.96	4751.99	0.004513	15.67	5977.75	1386.37	1.17
Reach-1	24957	50_year_Future	38000.00	4743.50	4750.82	4750.77	4753.22	0.004583	17.34	7154.46	1405.04	1.21
Reach-1	24957	100_year_Future	51000.00	4743.50	4752.40	4751.92	4754.83	0.003604	17.81	9404.15	1438.09	1.11
Reach-1	24957	500_year_Future	83000.00	4743.50	4760.95	4754.16	4761.33	0.000321	8.63	36070.74	2663.96	0.37
Reach-1	24457	2_year_Future	5800.00	4741.50	4744.26	4743.98	4745.64	0.006054	9.79	887.22	674.07	1.16
Reach-1	24457	5_year_Future	12000.00	4741.50	4745.88	4745.88	4747.26	0.003249	10.35	2214.15	1131.16	0.93
Reach-1	24457	10_year_Future	17000.00	4741.50	4746.74	4746.74	4748.26	0.002915	11.22	3322.03	1313.75	0.91
Reach-1	24457	25_year_Future	29000.00	4741.50	4748.11	4748.11	4750.16	0.003018	13.58	5151.33	1341.22	0.97
Reach-1	24457	50_year_Future	38000.00	4741.50	4748.98	4748.98	4751.36	0.003050	14.93	6317.52	1353.90	1.00
Reach-1	24457	100_year_Future	51000.00	4741.50	4751.87	4750.05	4753.51	0.001437	12.91	10319.27	1450.55	0.73
Reach-1	24457	500_year_Future	83000.00	4741.50	4760.92	4752.35	4761.19	0.000156	6.57	42043.84	2666.55	0.27
Reach-1	24004	2_year_Future	5800.00	4739.36	4742.52	4742.52	4743.37	0.003680	7.99	1346.07	1020.33	0.92
Reach-1	24004	5_year_Future	12000.00	4739.36	4743.64	4743.64	4744.89	0.003502	10.11	2580.18	1170.79	0.95
Reach-1	24004	10_year_Future	17000.00	4739.36	4744.37	4744.37	4745.85	0.003405	11.30	3453.59	1222.92	0.97
Reach-1	24004	25_year_Future	29000.00	4739.36	4745.65	4745.65	4747.76	0.003609	13.88	5028.27	1238.87	1.04
Reach-1	24004	50_year_Future	38000.00	4739.36	4747.91	4746.49	4749.44	0.001741	12.14	7951.84	1352.38	0.77
Reach-1	24004	100_year_Future	51000.00	4739.36	4751.91	4747.66	4752.88	0.000681	10.01	13407.44	1376.05	0.51
Reach-1	24004	500_year_Future	83000.00	4739.36	4760.91	4750.04	4761.11	0.000102	5.67	47529.52	2612.18	0.22
Reach-1	23562	2_year_Future	5800.00	4736.51	4739.46	4739.46	4740.36	0.004064	8.40	1290.61	750.43	0.96
Reach-1	23562	5_year_Future	12000.00	4736.51	4740.73	4740.73	4742.05	0.003654	10.58	2370.38	899.44	0.97
Reach-1	23562	10_year_Future	17000.00	4736.51	4741.86	4741.46	4743.17	0.002654	10.77	3395.36	966.43	0.87
Reach-1	23562	25_year_Future	29000.00	4736.51	4745.56	4743.00	4746.37	0.000877	9.06	7878.40	1246.03	0.55
Reach-1	23562	50_year_Future	38000.00	4736.51	4748.06	4743.92	4748.79	0.000575	8.73	11041.55	1283.01	0.46
Reach-1	23562	100_year_Future	51000.00	4736.51	4752.36	4745.05	4752.53	0.000132	5.21	32121.87	2630.00	0.23
Reach-1	23562	500_year_Future	83000.00	4736.51	4760.92	4747.37	4761.06	0.000066	4.95	54858.47	2679.45	0.18
Reach-1	23133	2_year_Future	5800.00	4735.24	4738.52	4737.66	4738.89	0.001533	5.83	2026.33	784.86	0.61
Reach-1	23133	5_year_Future	12000.00	4735.24	4740.32	4738.73	4740.86	0.001200	7.16	3588.19	998.16	0.59
Reach-1	23133	10_year_Future	17000.00	4735.24	4741.71	4739.48	4742.32	0.000955	7.61	5005.35	1031.20	0.55
Reach-1	23133	25_year_Future	29000.00	4735.24	4745.41	4741.00	4746.02	0.000533	7.82	9198.80	1209.78	0.44
Reach-1	23133	50_year_Future	38000.00	4735.24	4747.95	4741.94	4748.55	0.000389	7.79	12324.34	1237.64	0.39
Reach-1	23133	100_year_Future	51000.00	4735.24	4752.35	4743.15	4752.47	0.000084	4.43	38169.96	2740.90	0.19
Reach-1	23133	500_year_Future	83000.00	4735.24	4760.91	4746.22	4761.02	0.000048	4.44	62167.31	2827.96	0.16
Reach-1	22679	2_year_Future	5800.00	4732.26	4736.55	4736.55	4737.77	0.003729	11.36	1471.53	647.92	1.00
Reach-1	22679	5_year_Future	12000.00	4732.26	4738.43	4738.16	4739.93	0.003182	13.57	2810.59	732.49	0.99
Reach-1	22679	10_year_Future	17000.00	4732.26	4740.42	4739.14	4741.66	0.001939	12.88	4345.58	862.46	0.81
Reach-1	22679	25_year_Future	29000.00	4732.26	4744.77	4741.10	4745.88	0.000930	11.97	8872.18	1144.34	0.60
Reach-1	22679	50_year_Future	38000.00	4732.26	4748.09	4742.42	4748.29	0.000242	7.17	25374.76	2694.10	0.32
Reach-1	22679	100_year_Future	51000.00	4732.26	4752.26	4743.89	4752.41	0.000151	6.64	37488.18	3051.54	0.26
Reach-1	22679	500_year_Future	83000.00	4732.26	4760.88	4746.90	4761.00	0.000081	6.18	64346.26	3155.05	0.20
Reach-1	22155	2_year_Future	5800.00	4729.66	4735.33	4734.21	4735.82	0.001229	7.60	2304.46	659.21	0.59

HEC-RAS Plan: FntnCrkFUT River: Fountain Creek Reach: Reach-1 (Continued)

Reach	River Sta	Profile	Q Total	Min Ch El	W.S. Elev	Crit W.S.	E.G. Elev	E.G. Slope	Vel Chnl	Flow Area	Top Width	Froude # Chl
			(cfs)	(ft)	(ft)	(ft)	(ft)	(ft/ft)	(ft/s)	(sq ft)	(ft)	
Reach-1	22155	5_year_Future	12000.00	4729.66	4738.35	4735.66	4738.88	0.000817	8.46	4485.05	818.37	0.52
Reach-1	22155	10_year_Future	17000.00	4729.66	4740.32	4736.60	4740.88	0.000697	9.03	6225.13	954.61	0.50
Reach-1	22155	25_year_Future	29000.00	4729.66	4744.68	4738.57	4745.24	0.000472	9.44	10919.27	1139.88	0.44
Reach-1	22155	50_year_Future	38000.00	4729.66	4746.07	4739.82	4746.18	0.000122	5.53	33824.88	3204.83	0.23
Reach-1	22155	100_year_Future	51000.00	4729.66	4752.25	4741.49	4752.34	0.000081	5.18	47407.05	3273.55	0.19
Reach-1	22155	500_year_Future	83000.00	4729.66	4760.88	4744.59	4760.95	0.000051	5.10	75893.12	3370.87	0.16
Reach-1	22058	2_year_Future	5800.00	4726.77	4734.93	4733.45	4735.65	0.000967	7.13	1489.38	434.96	0.54
Reach-1	22058	5_year_Future	12000.00	4728.77	4737.32	4735.49	4738.57	0.001106	9.71	2504.28	447.27	0.61
Reach-1	22058	10_year_Future	17000.00	4728.77	4738.79	4736.61	4740.46	0.001195	11.33	3141.78	586.57	0.65
Reach-1	22058	25_year_Future	29000.00	4728.77	4742.35	4739.40	4744.65	0.001100	13.49	4735.12	997.37	0.66
Reach-1	22058	50_year_Future	38000.00	4728.77	4744.66	4741.13	4747.37	0.001056	14.78	5810.50	1052.35	0.67
Reach-1	22058	100_year_Future	51000.00	4728.77	4748.59	4743.32	4751.48	0.000844	15.38	7823.04	3167.20	0.62
Reach-1	22058	500_year_Future	83000.00	4728.77	4760.78	4748.34	4760.92	0.000057	5.58	75370.91	3710.12	0.18
Reach-1	21803		Bridge									
Reach-1	21597	2_year_Future	5800.00	4727.68	4731.88	4731.88	4733.82	0.004617	11.55	775.37	402.80	1.09
Reach-1	21597	5_year_Future	12000.00	4727.68	4734.40	4734.40	4736.65	0.002783	12.90	1937.26	533.15	0.93
Reach-1	21597	10_year_Future	17000.00	4727.68	4735.64	4735.64	4738.42	0.002772	14.59	2562.84	540.15	0.96
Reach-1	21597	25_year_Future	29000.00	4727.68	4738.09	4738.09	4741.98	0.002751	17.66	3871.67	553.53	1.00
Reach-1	21597	50_year_Future	38000.00	4727.68	4739.68	4739.68	4744.29	0.002721	19.44	4706.78	561.98	1.02
Reach-1	21597	100_year_Future	51000.00	4727.68	4741.71	4741.71	4747.31	0.002704	21.64	5773.63	573.11	1.05
Reach-1	21597	500_year_Future	83000.00	4727.68	4746.03	4746.03	4753.77	0.002644	25.81	8043.62	616.89	1.08
Reach-1	21291	2_year_Future	5800.00	4727.50	4731.01		4731.58	0.001465	6.08	1133.55	685.91	0.61
Reach-1	21291	5_year_Future	12000.00	4727.50	4732.55		4733.45	0.001459	7.92	2455.47	927.27	0.65
Reach-1	21291	10_year_Future	17000.00	4727.50	4733.85		4734.81	0.001174	8.37	3863.58	934.43	0.60
Reach-1	21291	25_year_Future	29000.00	4727.50	4736.47		4737.60	0.000895	9.32	6136.80	949.98	0.56
Reach-1	21291	50_year_Future	38000.00	4727.50	4738.18		4739.43	0.000799	9.93	7768.27	975.52	0.55
Reach-1	21291	100_year_Future	51000.00	4727.50	4740.41		4741.82	0.000713	10.69	10076.67	1143.99	0.53
Reach-1	21291	500_year_Future	83000.00	4727.50	4745.13		4746.94	0.000615	12.29	19736.69	2642.80	0.52
Reach-1	20682	2_year_Future	5800.00	4723.56	4727.83	4727.83	4729.92	0.005034	12.34	728.32	265.26	1.15
Reach-1	20682	5_year_Future	12000.00	4723.56	4730.33	4730.33	4732.19	0.002620	12.66	2359.04	886.79	0.90
Reach-1	20682	10_year_Future	17000.00	4723.56	4731.34	4731.34	4733.63	0.002785	14.46	3053.18	691.40	0.96
Reach-1	20682	25_year_Future	29000.00	4723.56	4733.33	4733.33	4736.48	0.002989	17.66	4451.05	714.61	1.03
Reach-1	20682	50_year_Future	38000.00	4723.56	4734.60	4734.60	4738.33	0.003070	19.53	5369.26	728.04	1.07
Reach-1	20682	100_year_Future	51000.00	4723.56	4736.22	4736.22	4740.72	0.003166	21.84	6559.27	747.43	1.11
Reach-1	20682	500_year_Future	83000.00	4723.56	4739.73	4739.73	4745.80	0.003192	26.04	9663.14	1219.40	1.17
Reach-1	19960	2_year_Future	5800.00	4719.73	4725.67		4726.54	0.001502	8.82	1786.50	610.19	0.67
Reach-1	19960	5_year_Future	12000.00	4719.73	4726.78	4726.78	4728.75	0.002892	13.85	2472.05	628.84	0.96
Reach-1	19960	10_year_Future	17000.00	4719.73	4727.85	4727.85	4730.26	0.003067	15.79	3153.04	643.91	1.01
Reach-1	19960	25_year_Future	29000.00	4719.73	4730.01	4730.01	4733.26	0.003217	19.11	4577.15	671.24	1.08
Reach-1	19960	50_year_Future	38000.00	4719.73	4731.30	4731.30	4735.16	0.003362	21.22	5445.56	677.64	1.13
Reach-1	19960	100_year_Future	51000.00	4719.73	4733.04	4733.04	4737.61	0.003405	23.56	6655.43	716.01	1.16
Reach-1	19960	500_year_Future	83000.00	4719.73	4735.99	4735.99	4742.81	0.004046	29.49	8897.63	822.03	1.31
Reach-1	19356	2_year_Future	5800.00	4718.87	4725.55		4725.86	0.000552	5.82	3322.63	821.14	0.41
Reach-1	19356	5_year_Future	12000.00	4718.87	4725.01	4725.01	4726.79	0.003450	13.67	2882.14	816.04	1.02
Reach-1	19356	10_year_Future	17000.00	4718.87	4726.02	4725.98	4728.14	0.003509	15.41	3709.41	823.98	1.06
Reach-1	19356	25_year_Future	29000.00	4718.87	4728.08	4727.85	4730.86	0.003468	18.36	5417.19	836.37	1.10
Reach-1	19356	50_year_Future	38000.00	4718.87	4729.35	4729.08	4732.61	0.003492	20.20	6490.37	843.78	1.13
Reach-1	19356	100_year_Future	51000.00	4718.87	4731.37	4730.61	4734.95	0.003115	21.59	8238.95	887.91	1.10
Reach-1	19356	500_year_Future	83000.00	4718.87	4734.30	4734.30	4739.57	0.003600	26.87	11870.88	1699.75	1.23
Reach-1	18694	2_year_Future	5800.00	4716.00	4719.83	4719.83	4724.43	0.013035	18.84	664.99	362.93	1.82
Reach-1	18694	5_year_Future	12000.00	4716.00	4722.86	4722.86	4724.59	0.003009	13.89	3069.35	834.11	0.97
Reach-1	18694	10_year_Future	17000.00	4716.00	4723.80	4723.80	4725.90	0.003260	15.85	3858.63	840.96	1.03
Reach-1	18694	25_year_Future	29000.00	4716.00	4725.63	4725.63	4728.50	0.003648	19.47	5409.31	852.72	1.14
Reach-1	18694	50_year_Future	38000.00	4716.00	4726.79	4726.79	4730.18	0.003839	21.62	6395.41	859.48	1.19
Reach-1	18694	100_year_Future	51000.00	4716.00	4727.91	4727.91	4732.39	0.004558	25.24	7386.14	868.77	1.32
Reach-1	18694	500_year_Future	83000.00	4716.00	4731.88	4731.88	4736.85	0.003701	27.75	11531.88	1396.02	1.25
Reach-1	17946	2_year_Future	5800.00	4711.50	4715.93	4715.93	4717.65	0.003863	10.89	752.34	287.69	1.00
Reach-1	17946	5_year_Future	12000.00	4711.50	4717.97	4717.97	4720.69	0.003494	13.93	1461.75	399.21	1.03
Reach-1	17946	10_year_Future	17000.00	4711.50	4719.72	4719.72	4722.51	0.002614	14.41	2716.30	779.35	0.93
Reach-1	17946	25_year_Future	29000.00	4711.50	4722.37	4722.37	4725.50	0.002193	16.17	5123.10	939.15	0.90
Reach-1	17946	50_year_Future	38000.00	4711.50	4723.68	4723.68	4727.32	0.002292	17.91	6344.42	960.07	0.94
Reach-1	17946	100_year_Future	51000.00	4711.50	4725.29	4725.29	4729.67	0.002402	20.04	7973.18	1038.35	0.98
Reach-1	17946	500_year_Future	83000.00	4711.50	4728.94	4728.94	4734.53	0.002377	23.52	13241.79	2135.92	1.02
Reach-1	17505	2_year_Future	5800.00	4709.50	4713.30	4713.30	4714.73	0.003811	10.07	879.82	377.18	0.98
Reach-1	17505	5_year_Future	12000.00	4709.50	4715.16	4715.16	4717.33	0.003245	12.76	1741.81	609.68	0.98
Reach-1	17505	10_year_Future	17000.00	4709.50	4716.75	4716.75	4718.87	0.002381	13.03	3191.07	1148.95	0.88
Reach-1	17505	25_year_Future	29000.00	4709.50	4718.66	4718.66	4721.45	0.002493	15.71	5575.46	1420.25	0.94
Reach-1	17505	50_year_Future	38000.00	4709.50	4719.83	4719.83	4723.06	0.002551	17.29	7428.38	1722.77	0.97
Reach-1	17505	100_year_Future	51000.00	4709.50	4721.27	4721.27	4725.12	0.002664	19.33	10170.25	2096.40	1.01
Reach-1	17505	500_year_Future	83000.00	4709.50	4725.40	4724.38	4729.61	0.002104	21.13	20125.69	2638.96	0.95

HEC-RAS Plan: FntnCrkFUT River: Fountain Creek Reach: Reach-1 (Continued)

Reach	River Sta	Profile	Q Total	Min Ch El	W.S. Elev	Crit W.S.	E.G. Elev	E.G. Slope	Vel Chnl	Flow Area	Top Width	Froude # Chl
			(cfs)	(ft)	(ft)	(ft)	(ft)	(ft/ft)	(ft/s)	(sq ft)	(ft)	
Reach-1	16869	2_year_Future	5800.00	4706.56	4711.24		4711.92	0.001327	6.64	976.90	320.35	0.60
Reach-1	16869	5_year_Future	12000.00	4706.56	4712.43		4714.05	0.002261	10.37	1460.11	490.33	0.81
Reach-1	16869	10_year_Future	17000.00	4706.56	4713.41		4715.54	0.002400	12.03	1975.16	578.19	0.86
Reach-1	16869	25_year_Future	29000.00	4706.56	4715.31		4718.46	0.002564	14.92	3279.52	756.73	0.93
Reach-1	16869	50_year_Future	38000.00	4706.56	4716.75	4716.75	4720.28	0.002379	16.06	4420.46	829.46	0.93
Reach-1	16869	100_year_Future	51000.00	4706.56	4718.37	4718.37	4722.52	0.002340	17.72	5798.91	876.33	0.94
Reach-1	16869	500_year_Future	83000.00	4706.56	4726.04		4728.27	0.000742	14.20	19862.95	2721.01	0.56
Reach-1	16051	2_year_Future	5800.00	4703.77	4707.87	4707.87	4709.91	0.004808	11.70	602.48	234.60	1.11
Reach-1	16051	5_year_Future	12000.00	4703.77	4710.27	4710.27	4712.09	0.002493	11.97	2142.62	676.66	0.87
Reach-1	16051	10_year_Future	17000.00	4703.77	4711.25	4711.25	4713.46	0.002638	13.66	2805.98	881.91	0.92
Reach-1	16051	25_year_Future	29000.00	4703.77	4713.18	4713.18	4716.23	0.002807	16.64	4133.02	891.91	0.99
Reach-1	16051	50_year_Future	38000.00	4703.77	4714.43	4714.43	4718.01	0.002850	18.34	5012.08	737.79	1.02
Reach-1	16051	100_year_Future	51000.00	4703.77	4715.98	4715.98	4720.30	0.002948	20.53	6267.35	886.47	1.07
Reach-1	16051	500_year_Future	83000.00	4703.77	4718.16	4717.96	4726.44	0.004461	28.35	8250.94	1047.38	1.35
Reach-1	15281	2_year_Future	5800.00	4699.50	4703.06	4703.06	4704.34	0.003781	9.24	815.45	414.14	0.96
Reach-1	15281	5_year_Future	12000.00	4699.50	4704.68	4704.68	4706.69	0.003382	11.77	1504.52	436.24	0.98
Reach-1	15281	10_year_Future	17000.00	4699.50	4705.73	4705.73	4708.24	0.003242	13.26	1970.55	446.38	0.99
Reach-1	15281	25_year_Future	29000.00	4699.50	4708.65		4711.51	0.002167	14.37	3330.46	525.52	0.87
Reach-1	15281	50_year_Future	38000.00	4699.50	4711.42		4714.05	0.001400	13.94	4911.52	617.62	0.73
Reach-1	15281	100_year_Future	51000.00	4699.50	4715.79		4718.05	0.000797	13.10	9886.08	1640.03	0.58
Reach-1	15281	500_year_Future	83000.00	4699.50	4720.53		4723.68	0.000808	15.73	19823.30	2580.74	0.61
Reach-1	14795	2_year_Future	5800.00	4697.50	4701.13	4701.13	4702.26	0.003653	9.13	1052.92	563.87	0.94
Reach-1	14795	5_year_Future	12000.00	4697.50	4703.41		4704.46	0.001822	9.24	2615.21	722.83	0.73
Reach-1	14795	10_year_Future	17000.00	4697.50	4705.41		4706.33	0.001066	8.85	4075.88	738.55	0.59
Reach-1	14795	25_year_Future	29000.00	4697.50	4709.51		4710.42	0.000606	9.08	7243.59	815.27	0.48
Reach-1	14795	50_year_Future	38000.00	4697.50	4712.04		4713.20	0.000565	10.05	9886.65	1434.70	0.48
Reach-1	14795	100_year_Future	51000.00	4697.50	4716.62		4717.38	0.000290	8.73	18045.31	2318.38	0.36
Reach-1	14795	500_year_Future	83000.00	4697.50	4721.95		4722.78	0.000255	9.72	32794.20	3083.92	0.35
Reach-1	14355	2_year_Future	5800.00	4695.50	4700.07		4700.89	0.001960	8.29	1732.79	773.64	0.73
Reach-1	14355	5_year_Future	12000.00	4695.50	4703.24		4703.82	0.000783	7.73	4408.50	863.00	0.51
Reach-1	14355	10_year_Future	17000.00	4695.50	4705.31		4705.88	0.000590	7.94	6223.30	893.60	0.46
Reach-1	14355	25_year_Future	29000.00	4695.50	4709.45		4710.12	0.000445	8.82	10340.18	1200.89	0.42
Reach-1	14355	50_year_Future	38000.00	4695.50	4712.20		4712.85	0.000358	8.98	14040.75	1556.42	0.39
Reach-1	14355	100_year_Future	51000.00	4695.50	4716.65		4717.20	0.000241	8.64	23854.21	2816.65	0.34
Reach-1	14355	500_year_Future	83000.00	4695.50	4721.92		4722.63	0.000249	10.24	40866.62	3660.80	0.35
Reach-1	14195	2_year_Future	5800.00	4694.03	4699.94	4698.45	4700.57	0.001029	7.15	1539.50	731.95	0.55
Reach-1	14195	5_year_Future	12000.00	4694.03	4702.49	4700.31	4703.53	0.001053	9.43	2497.07	937.12	0.60
Reach-1	14195	10_year_Future	17000.00	4694.03	4704.21	4701.53	4705.54	0.001042	10.72	3147.46	947.94	0.61
Reach-1	14195	25_year_Future	29000.00	4694.03	4707.75	4704.02	4709.65	0.001002	12.98	4496.49	1183.06	0.63
Reach-1	14195	50_year_Future	38000.00	4694.03	4709.92	4705.59	4712.25	0.001009	14.44	5331.80	1318.30	0.65
Reach-1	14195	100_year_Future	51000.00	4694.03	4714.00	4707.76	4716.54	0.000806	15.12	6950.39	2374.58	0.61
Reach-1	14195	500_year_Future	83000.00	4694.03	4714.47	4712.18	4720.84	0.001966	23.99	7144.09	2487.40	0.95
Reach-1	14052		Bridge									
Reach-1	13829	2_year_Future	5800.00	4693.51	4697.98	4697.98	4699.40	0.003398	10.47	1007.05	939.18	0.95
Reach-1	13829	5_year_Future	12000.00	4693.51	4699.80	4699.80	4702.05	0.003395	13.60	1736.38	972.88	1.01
Reach-1	13829	10_year_Future	17000.00	4693.51	4701.01	4701.01	4703.79	0.003330	15.34	2240.08	995.25	1.04
Reach-1	13829	25_year_Future	29000.00	4693.51	4703.44	4703.44	4707.34	0.003215	18.49	3256.20	1188.23	1.07
Reach-1	13829	50_year_Future	38000.00	4693.51	4705.02	4705.02	4709.66	0.003153	20.35	3914.21	1230.65	1.09
Reach-1	13829	100_year_Future	51000.00	4693.51	4707.05	4707.05	4712.71	0.003101	22.63	4759.82	1296.40	1.11
Reach-1	13829	500_year_Future	83000.00	4693.51	4711.46	4711.46	4719.25	0.002940	26.82	6596.10	2250.23	1.14
Reach-1	13513	2_year_Future	5800.00	4691.50	4694.90	4694.90	4695.94	0.002998	8.53	1192.28	860.10	0.86
Reach-1	13513	5_year_Future	12000.00	4691.50	4696.25	4696.25	4697.74	0.002967	10.84	2398.76	925.64	0.91
Reach-1	13513	10_year_Future	17000.00	4691.50	4697.07	4697.07	4698.89	0.003028	12.27	3170.21	955.19	0.95
Reach-1	13513	25_year_Future	29000.00	4691.50	4698.65	4698.65	4701.17	0.003144	14.93	4802.05	1148.71	1.01
Reach-1	13513	50_year_Future	38000.00	4691.50	4699.78	4699.78	4702.57	0.002962	16.05	6124.98	1180.47	1.01
Reach-1	13513	100_year_Future	51000.00	4691.50	4701.22	4701.03	4704.35	0.002763	17.39	7834.61	1197.50	1.00
Reach-1	13513	500_year_Future	83000.00	4691.50	4705.40		4708.55	0.001839	18.08	13079.64	1316.04	0.87
Reach-1	13041	2_year_Future	5800.00	4689.50	4693.06	4693.06	4694.09	0.003415	8.50	1117.74	702.28	0.90
Reach-1	13041	5_year_Future	12000.00	4689.50	4694.41	4694.41	4695.95	0.003269	10.84	2134.47	872.88	0.94
Reach-1	13041	10_year_Future	17000.00	4689.50	4695.26	4695.26	4697.11	0.003186	12.15	2868.30	887.66	0.96
Reach-1	13041	25_year_Future	29000.00	4689.50	4696.86	4696.86	4699.44	0.003222	14.73	4325.24	903.05	1.01
Reach-1	13041	50_year_Future	38000.00	4689.50	4697.90	4697.90	4700.93	0.003213	16.22	5260.40	909.73	1.04
Reach-1	13041	100_year_Future	51000.00	4689.50	4699.22	4699.22	4702.89	0.003212	18.05	6466.81	920.17	1.07
Reach-1	13041	500_year_Future	83000.00	4689.50	4701.74	4701.74	4707.15	0.003492	22.23	8841.25	970.06	1.16
Reach-1	12479	2_year_Future	5800.00	4687.50	4690.59	4690.59	4691.52	0.003523	7.89	989.76	816.29	0.90
Reach-1	12479	5_year_Future	12000.00	4687.50	4691.77	4691.77	4693.16	0.003350	10.04	1961.36	833.01	0.94
Reach-1	12479	10_year_Future	17000.00	4687.50	4692.50	4692.50	4694.22	0.003336	11.36	2578.89	840.44	0.96
Reach-1	12479	25_year_Future	29000.00	4687.50	4693.98	4693.98	4696.37	0.003294	13.73	3824.53	851.62	1.01
Reach-1	12479	50_year_Future	38000.00	4687.50	4694.92	4694.92	4697.77	0.003266	15.12	4632.53	857.88	1.03
Reach-1	12479	100_year_Future	51000.00	4687.50	4696.15	4696.15	4699.60	0.003221	16.80	5693.28	867.51	1.05
Reach-1	12479	500_year_Future	83000.00	4687.50	4699.08	4699.08	4703.63	0.002867	19.53	8339.99	958.97	1.04

HEC-RAS Plan: FntnCrkFUT River: Fountain Creek Reach: Reach-1 (Continued)

Reach	River Sta	Profile	Q Total	Min Ch El	W.S. Elev	Crit W.S.	E.G. Elev	E.G. Slope	Vel Chnl	Flow Area	Top Width	Froude # Chl
			(cfs)	(ft)	(ft)	(ft)	(ft)	(ft/ft)	(ft/s)	(sq ft)	(ft)	
Reach-1	11618	2_year_Future	5800.00	4683.16	4687.15	4687.15	4688.13	0.002811	8.59	1372.54	880.33	0.84
Reach-1	11618	5_year_Future	12000.00	4683.16	4688.40	4688.40	4689.86	0.003082	11.19	2497.31	912.62	0.93
Reach-1	11618	10_year_Future	17000.00	4683.16	4689.19	4689.19	4690.97	0.003206	12.71	3217.97	919.83	0.98
Reach-1	11618	25_year_Future	29000.00	4683.16	4690.72	4690.72	4693.20	0.003398	15.52	4632.22	926.19	1.05
Reach-1	11618	50_year_Future	38000.00	4683.16	4691.72	4691.72	4694.64	0.003447	17.13	5556.40	930.32	1.08
Reach-1	11618	100_year_Future	51000.00	4683.16	4693.10	4693.10	4696.47	0.003320	18.75	7027.76	1125.46	1.09
Reach-1	11618	500_year_Future	83000.00	4683.16	4695.73	4695.73	4700.21	0.003350	22.27	10413.08	1503.03	1.14
Reach-1	10804	2_year_Future	5800.00	4679.50	4684.60	4683.46	4684.96	0.000959	5.15	1773.83	790.44	0.50
Reach-1	10804	5_year_Future	12000.00	4679.50	4686.16	4684.81	4686.74	0.000983	6.73	3016.25	797.39	0.53
Reach-1	10804	10_year_Future	17000.00	4679.50	4687.19	4685.54	4687.92	0.000984	7.64	3840.54	802.08	0.55
Reach-1	10804	25_year_Future	29000.00	4679.50	4689.26	4686.99	4690.30	0.000980	9.30	5512.73	828.66	0.58
Reach-1	10804	50_year_Future	38000.00	4679.50	4690.56	4687.93	4691.82	0.000984	10.31	6643.79	900.43	0.59
Reach-1	10804	100_year_Future	51000.00	4679.50	4692.27	4689.15	4693.80	0.000972	11.46	8224.28	999.71	0.61
Reach-1	10804	500_year_Future	83000.00	4679.50	4695.27	4691.80	4697.74	0.001154	14.66	12853.17	2039.91	0.69
Reach-1	10280	2_year_Future	5800.00	4679.50	4683.08	4683.08	4684.03	0.003609	8.18	1043.86	634.42	0.91
Reach-1	10280	5_year_Future	12000.00	4679.50	4684.31	4684.31	4685.77	0.003498	10.53	1832.08	648.24	0.96
Reach-1	10280	10_year_Future	17000.00	4679.50	4685.11	4685.11	4686.93	0.003458	11.92	2352.40	656.06	0.99
Reach-1	10280	25_year_Future	29000.00	4679.50	4686.77	4686.77	4689.30	0.003260	14.27	3502.86	726.51	1.01
Reach-1	10280	50_year_Future	38000.00	4679.50	4687.81	4687.81	4690.80	0.003194	15.86	4262.76	733.48	1.03
Reach-1	10280	100_year_Future	51000.00	4679.50	4689.13	4689.13	4692.75	0.003156	17.41	5232.82	739.77	1.05
Reach-1	10280	500_year_Future	83000.00	4679.50	4692.63	4692.63	4696.74	0.002387	19.04	8985.37	1549.04	0.97
Reach-1	9660	2_year_Future	5800.00	4675.83	4679.80	4678.88	4680.15	0.001109	4.73	1254.09	499.68	0.51
Reach-1	9660	5_year_Future	12000.00	4675.83	4681.16	4679.92	4681.79	0.001184	6.43	1986.21	595.10	0.57
Reach-1	9660	10_year_Future	17000.00	4675.83	4681.95	4680.67	4682.82	0.001281	7.55	2485.21	659.59	0.61
Reach-1	9660	25_year_Future	29000.00	4675.83	4684.07	4682.21	4685.20	0.001043	8.70	4025.23	768.69	0.58
Reach-1	9660	50_year_Future	38000.00	4675.83	4685.86	4683.17	4687.01	0.000795	8.86	5667.62	1065.96	0.53
Reach-1	9660	100_year_Future	51000.00	4675.83	4688.44	4684.34	4689.53	0.000554	8.80	8941.24	1474.56	0.46
Reach-1	9660	500_year_Future	83000.00	4675.83	4694.12	4687.11	4694.96	0.000285	8.28	22391.07	2743.57	0.35
Reach-1	9212	2_year_Future	5800.00	4674.98	4678.35	4678.35	4679.20	0.004669	7.41	785.93	458.22	0.98
Reach-1	9212	5_year_Future	12000.00	4674.98	4679.42	4679.42	4680.82	0.004088	9.52	1284.03	471.26	1.00
Reach-1	9212	10_year_Future	17000.00	4674.98	4680.70	4680.17	4682.02	0.002343	9.24	1898.06	484.31	0.80
Reach-1	9212	25_year_Future	29000.00	4674.98	4683.36	4681.70	4684.68	0.001235	9.35	3735.11	893.06	0.63
Reach-1	9212	50_year_Future	38000.00	4674.98	4685.52	4682.95	4686.66	0.000771	8.88	5692.30	917.01	0.52
Reach-1	9212	100_year_Future	51000.00	4674.98	4688.19	4684.21	4689.28	0.000541	8.86	9195.72	1602.53	0.46
Reach-1	9212	500_year_Future	83000.00	4674.98	4694.17	4685.95	4694.78	0.000221	7.46	26679.07	3227.42	0.31
Reach-1	8906	2_year_Future	5800.00	4671.43	4677.52	4675.21	4677.83	0.000444	4.72	1737.29	413.96	0.36
Reach-1	8906	5_year_Future	12000.00	4671.43	4679.38	4676.81	4680.02	0.000645	6.96	2515.46	439.49	0.46
Reach-1	8906	10_year_Future	17000.00	4671.43	4680.53	4677.79	4681.44	0.000763	8.37	3002.61	537.10	0.51
Reach-1	8906	25_year_Future	29000.00	4671.43	4682.72	4679.83	4684.27	0.000968	11.02	3946.73	731.95	0.60
Reach-1	8906	50_year_Future	38000.00	4671.43	4684.10	4681.17	4686.12	0.001076	12.62	4543.77	901.62	0.65
Reach-1	8906	100_year_Future	51000.00	4671.43	4685.97	4682.87	4688.59	0.001162	14.46	5356.12	1036.75	0.69
Reach-1	8906	500_year_Future	83000.00	4671.43	4686.49	4686.49	4692.88	0.002707	22.62	5581.01	1057.01	1.06
Reach-1	8824		Culvert									
Reach-1	8728	2_year_Future	5800.00	4670.86	4675.67	4674.68	4676.26	0.001219	6.50	1210.40	408.00	0.57
Reach-1	8728	5_year_Future	12000.00	4670.86	4677.27	4676.23	4678.40	0.001542	9.15	1867.97	415.43	0.68
Reach-1	8728	10_year_Future	17000.00	4670.86	4678.13	4677.24	4679.75	0.001854	11.04	2226.70	419.42	0.77
Reach-1	8728	25_year_Future	29000.00	4670.86	4679.50	4679.23	4682.52	0.002708	15.18	2809.66	496.34	0.96
Reach-1	8728	50_year_Future	38000.00	4670.86	4680.57	4680.57	4684.43	0.002967	17.29	3263.67	559.97	1.02
Reach-1	8728	100_year_Future	51000.00	4670.86	4682.31	4682.31	4686.94	0.002838	19.06	4015.10	750.81	1.03
Reach-1	8728	500_year_Future	83000.00	4670.86	4685.93	4685.93	4692.31	0.002701	22.61	5584.91	1057.32	1.06
Reach-1	8188	2_year_Future	5800.00	4669.50	4673.87	4673.87	4675.02	0.003859	8.82	810.79	428.58	0.96
Reach-1	8188	5_year_Future	12000.00	4669.50	4675.40	4675.40	4677.07	0.003213	10.92	1573.34	584.80	0.94
Reach-1	8188	10_year_Future	17000.00	4669.50	4676.36	4676.36	4678.37	0.003027	12.16	2155.68	649.07	0.95
Reach-1	8188	25_year_Future	29000.00	4669.50	4678.37	4678.37	4680.82	0.002534	13.88	3637.83	801.77	0.91
Reach-1	8188	50_year_Future	38000.00	4669.50	4679.40	4679.40	4682.26	0.002581	15.31	4475.56	833.68	0.94
Reach-1	8188	100_year_Future	51000.00	4669.50	4680.92	4680.92	4684.21	0.002443	16.68	5819.01	929.13	0.94
Reach-1	8188	500_year_Future	83000.00	4669.50	4686.60	4683.64	4688.32	0.000656	13.43	15610.77	2034.60	0.60
Reach-1	7755	2_year_Future	5800.00	4667.50	4671.23	4671.23	4672.24	0.004296	8.21	795.01	406.77	0.98
Reach-1	7755	5_year_Future	12000.00	4667.50	4672.51	4672.51	4674.14	0.003796	10.50	1323.36	414.65	0.99
Reach-1	7755	10_year_Future	17000.00	4667.50	4673.38	4673.38	4675.42	0.003569	11.81	1685.59	419.83	1.00
Reach-1	7755	25_year_Future	29000.00	4667.50	4675.27	4675.27	4678.18	0.003147	14.10	2565.29	542.33	1.00
Reach-1	7755	50_year_Future	38000.00	4667.50	4676.99	4676.70	4679.85	0.002284	14.14	3803.25	635.28	0.88
Reach-1	7755	100_year_Future	51000.00	4667.50	4679.41	4678.21	4682.10	0.001562	13.96	5195.22	669.19	0.76
Reach-1	7755	500_year_Future	83000.00	4667.50	4687.12	4680.83	4687.81	0.000283	8.81	25140.80	2540.37	0.36
Reach-1	7575	2_year_Future	5800.00	4665.57	4670.58	4669.39	4671.02	0.001012	5.44	1239.22	410.88	0.51
Reach-1	7575	5_year_Future	12000.00	4665.57	4672.38	4670.77	4673.15	0.001044	7.27	1993.85	429.37	0.56
Reach-1	7575	10_year_Future	17000.00	4665.57	4673.58	4671.68	4674.58	0.001035	8.31	2519.66	441.52	0.57
Reach-1	7575	25_year_Future	29000.00	4665.57	4675.46	4673.49	4677.17	0.001282	10.94	3403.03	514.77	0.67
Reach-1	7575	50_year_Future	38000.00	4665.57	4677.18	4674.56	4679.10	0.001133	11.65	4270.59	562.97	0.65
Reach-1	7575	100_year_Future	51000.00	4665.57	4679.45	4676.50	4681.63	0.001003	12.55	5408.22	626.90	0.63

HEC-RAS Plan: FntnCrkFUT River: Fountain Creek Reach: Reach-1 (Continued)

Reach	River Sta	Profile	Q Total	Min Ch El	W.S. Elev	Crit W.S.	E.G. Elev	E.G. Slope	Vel Chnl	Flow Area	Top Width	Froude # Chl
			(cfs)	(ft)	(ft)	(ft)	(ft)	(ft/ft)	(ft/s)	(sq ft)	(ft)	
Reach-1	7575	500_year_Future	83000.00	4665.57	4687.02	4679.67	4687.75	0.000253	8.67	24077.18	2504.30	0.34
Reach-1	7468		Bridge									
Reach-1	7350	2_year_Future	5800.00	4664.94	4669.45	4668.78	4670.06	0.001718	6.39	1041.07	416.01	0.65
Reach-1	7350	5_year_Future	12000.00	4664.94	4671.21	4670.10	4672.16	0.001488	8.09	1798.10	438.58	0.65
Reach-1	7350	10_year_Future	17000.00	4664.94	4672.41	4671.03	4673.58	0.001372	9.03	2329.40	445.34	0.65
Reach-1	7350	25_year_Future	29000.00	4664.94	4674.75	4672.82	4676.42	0.001281	10.87	3395.22	516.32	0.66
Reach-1	7350	50_year_Future	38000.00	4664.94	4676.47	4674.01	4678.42	0.001170	11.78	4307.59	540.06	0.66
Reach-1	7350	100_year_Future	51000.00	4664.94	4678.73	4675.86	4680.93	0.001027	12.63	5555.98	559.61	0.64
Reach-1	7350	500_year_Future	83000.00	4664.94	4684.96	4679.13	4685.50	0.000238	8.00	26952.27	2307.51	0.33
Reach-1	7115	2_year_Future	5800.00	4665.50	4669.04	4668.28	4669.65	0.001737	6.69	1160.36	409.14	0.66
Reach-1	7115	5_year_Future	12000.00	4665.50	4670.67	4669.69	4671.74	0.001794	8.95	1842.14	429.02	0.72
Reach-1	7115	10_year_Future	17000.00	4665.50	4671.77	4670.62	4673.15	0.001773	10.21	2320.89	441.00	0.74
Reach-1	7115	25_year_Future	29000.00	4665.50	4674.06	4672.56	4676.06	0.001672	12.35	3361.57	468.43	0.76
Reach-1	7115	50_year_Future	38000.00	4665.50	4675.60	4673.76	4677.98	0.001589	13.50	4112.40	505.69	0.76
Reach-1	7115	100_year_Future	51000.00	4665.50	4677.73	4675.47	4680.48	0.001442	14.67	5210.91	526.15	0.75
Reach-1	7115	500_year_Future	83000.00	4665.50	4685.05	4679.00	4685.32	0.000151	6.54	34678.58	2389.05	0.26
Reach-1	6596	2_year_Future	5800.00	4663.50	4666.98	4666.98	4668.15	0.005235	9.23	789.57	348.37	1.08
Reach-1	6596	5_year_Future	12000.00	4663.50	4668.47	4668.47	4670.31	0.004172	11.56	1321.06	363.28	1.05
Reach-1	6596	10_year_Future	17000.00	4663.50	4669.45	4669.45	4671.75	0.003847	12.96	1879.76	369.15	1.05
Reach-1	6596	25_year_Future	29000.00	4663.50	4671.45	4671.45	4674.73	0.003421	15.47	2431.32	380.95	1.05
Reach-1	6596	50_year_Future	38000.00	4663.50	4672.73	4672.73	4676.67	0.003270	16.99	2924.15	386.73	1.06
Reach-1	6596	100_year_Future	51000.00	4663.50	4674.48	4674.48	4679.24	0.003043	18.69	3620.06	419.55	1.05
Reach-1	6596	500_year_Future	83000.00	4663.50	4678.22	4678.22	4684.51	0.002649	21.65	5398.10	508.39	1.04
Reach-1	6125	2_year_Future	5800.00	4659.50	4664.25	4663.44	4665.06	0.001764	7.26	857.98	294.39	0.68
Reach-1	6125	5_year_Future	12000.00	4659.50	4665.69	4665.23	4667.34	0.002343	10.49	1289.74	306.52	0.83
Reach-1	6125	10_year_Future	17000.00	4659.50	4666.52	4666.34	4668.90	0.002760	12.62	1547.50	312.31	0.92
Reach-1	6125	25_year_Future	29000.00	4659.50	4668.54	4668.54	4672.17	0.002869	15.70	2191.82	324.01	0.99
Reach-1	6125	50_year_Future	38000.00	4659.50	4670.02	4670.02	4674.31	0.002724	17.16	2676.16	333.12	0.99
Reach-1	6125	100_year_Future	51000.00	4659.50	4671.89	4671.89	4677.11	0.002620	19.01	3310.47	346.36	1.00
Reach-1	6125	500_year_Future	83000.00	4659.50	4677.29	4676.00	4677.88	0.000364	9.21	25808.47	2413.28	0.40
Reach-1	5611	2_year_Future	5800.00	4659.50	4662.60	4662.60	4663.73	0.003906	8.93	814.46	365.13	0.96
Reach-1	5611	5_year_Future	12000.00	4659.50	4664.05	4664.05	4665.85	0.003630	11.49	1351.25	375.56	1.00
Reach-1	5611	10_year_Future	17000.00	4659.50	4665.03	4665.03	4667.27	0.003464	12.94	1720.77	381.24	1.01
Reach-1	5611	25_year_Future	29000.00	4659.50	4666.93	4666.93	4670.19	0.003352	15.72	2456.48	392.09	1.05
Reach-1	5611	50_year_Future	38000.00	4659.50	4668.28	4668.28	4672.10	0.003124	17.08	2992.46	399.63	1.04
Reach-1	5611	100_year_Future	51000.00	4659.50	4669.98	4669.98	4674.59	0.002979	18.86	3677.55	409.11	1.05
Reach-1	5611	500_year_Future	83000.00	4659.50	4677.41	4673.49	4677.65	0.000170	6.51	32065.81	2525.80	0.27
Reach-1	5154	2_year_Future	5800.00	4657.50	4660.57	4660.57	4661.63	0.003620	8.56	846.97	424.52	0.93
Reach-1	5154	5_year_Future	12000.00	4657.50	4661.94	4661.94	4663.80	0.003459	11.03	1439.91	443.34	0.97
Reach-1	5154	10_year_Future	17000.00	4657.50	4662.84	4662.84	4664.92	0.003364	12.45	1842.07	450.94	0.99
Reach-1	5154	25_year_Future	29000.00	4657.50	4664.65	4664.65	4667.59	0.003212	15.00	2672.61	464.94	1.02
Reach-1	5154	50_year_Future	38000.00	4657.50	4665.82	4665.82	4669.33	0.003129	16.49	3224.69	474.32	1.03
Reach-1	5154	100_year_Future	51000.00	4657.50	4667.40	4667.40	4671.61	0.002984	18.18	3987.08	490.98	1.04
Reach-1	5154	500_year_Future	83000.00	4657.50	4670.12	4670.12	4676.80	0.003398	22.95	5457.75	624.93	1.16
Reach-1	4637	2_year_Future	5800.00	4655.50	4658.21	4658.10	4659.05	0.003809	7.35	802.58	452.98	0.91
Reach-1	4637	5_year_Future	12000.00	4655.50	4659.31	4659.31	4660.78	0.003751	9.73	1310.99	473.52	0.97
Reach-1	4637	10_year_Future	17000.00	4655.50	4660.09	4660.09	4661.90	0.003505	10.91	1686.51	486.82	0.97
Reach-1	4637	25_year_Future	29000.00	4655.50	4661.83	4661.83	4664.03	0.002728	12.30	2987.31	820.27	0.91
Reach-1	4637	50_year_Future	38000.00	4655.50	4663.35	4662.80	4665.39	0.001927	12.12	4243.63	835.84	0.80
Reach-1	4637	100_year_Future	51000.00	4655.50	4666.62	4663.93	4668.05	0.000869	10.46	7026.79	879.28	0.57
Reach-1	4637	500_year_Future	83000.00	4655.50	4673.15	4668.25	4673.48	0.000160	6.19	30543.80	2816.82	0.27
Reach-1	4140	2_year_Future	5800.00	4653.32	4655.97	4655.97	4656.96	0.004577	7.98	726.72	364.97	0.99
Reach-1	4140	5_year_Future	12000.00	4653.32	4657.22	4657.22	4658.43	0.003223	9.24	1761.12	858.84	0.90
Reach-1	4140	10_year_Future	17000.00	4653.32	4657.91	4657.91	4659.34	0.003099	10.29	2352.57	869.45	0.92
Reach-1	4140	25_year_Future	29000.00	4653.32	4659.78	4659.21	4661.27	0.002063	10.89	4002.32	890.90	0.80
Reach-1	4140	50_year_Future	38000.00	4653.32	4663.85	4660.01	4664.54	0.000505	7.68	7700.27	925.91	0.43
Reach-1	4140	100_year_Future	51000.00	4653.32	4666.90	4661.04	4667.56	0.000345	7.60	10749.85	1107.46	0.37
Reach-1	4140	500_year_Future	83000.00	4653.32	4673.06	4663.10	4673.39	0.000135	6.17	31248.80	2730.35	0.25
Reach-1	4006	2_year_Future	5800.00	4649.99	4655.09	4654.03	4655.42	0.001043	4.79	1373.14	508.49	0.50
Reach-1	4006	5_year_Future	12000.00	4649.99	4656.56	4655.14	4657.15	0.001065	6.40	2255.12	714.91	0.54
Reach-1	4006	10_year_Future	17000.00	4649.99	4657.63	4655.88	4658.33	0.000980	7.11	3029.49	744.74	0.54
Reach-1	4006	25_year_Future	29000.00	4649.99	4659.91	4657.47	4660.81	0.000805	8.16	4799.73	801.62	0.52
Reach-1	4006	50_year_Future	38000.00	4649.99	4663.85	4658.40	4664.44	0.000313	6.71	8022.63	924.40	0.35
Reach-1	4006	100_year_Future	51000.00	4649.99	4666.89	4659.57	4667.50	0.000246	6.95	10540.69	1063.99	0.32
Reach-1	4006	500_year_Future	83000.00	4649.99	4673.00	4662.13	4673.35	0.000117	6.06	28180.36	2435.68	0.23
Reach-1	3899		Bridge									
Reach-1	3778	2_year_Future	5800.00	4649.85	4654.21	4653.92	4654.83	0.002890	6.54	1006.97	568.04	0.79
Reach-1	3778	5_year_Future	12000.00	4649.85	4655.59	4655.14	4656.45	0.002116	7.82	1965.46	720.20	0.74
Reach-1	3778	10_year_Future	17000.00	4649.85	4656.47	4655.80	4657.48	0.001878	8.57	2603.30	724.85	0.72

HEC-RAS Plan: FntnCrkFUT River: Fountain Creek Reach: Reach-1 (Continued)

Reach	River Sta	Profile	Q Total	Min Ch El	W.S. Elev	Crit W.S.	E.G. Elev	E.G. Slope	Vel Chnl	Flow Area	Top Width	Froude # Chl
			(cfs)	(ft)	(ft)	(ft)	(ft)	(ft/ft)	(ft/s)	(sq ft)	(ft)	
Reach-1	3778	25_year_Future	29000.00	4649.85	4658.45	4657.13	4659.68	0.001440	9.63	4054.10	746.95	0.67
Reach-1	3778	50_year_Future	38000.00	4649.85	4659.74	4657.96	4661.13	0.001291	10.31	5008.14	768.71	0.66
Reach-1	3778	100_year_Future	51000.00	4649.85	4661.49	4659.10	4663.08	0.001128	11.07	6322.67	911.02	0.64
Reach-1	3778	500_year_Future	83000.00	4649.85	4665.22	4661.46	4666.02	0.000494	9.15	17750.57	2163.85	0.45
Reach-1	3537	2_year_Future	5800.00	4649.50	4653.85	4653.05	4654.29	0.001284	5.55	1327.27	595.44	0.56
Reach-1	3537	5_year_Future	12000.00	4649.50	4655.24	4654.26	4655.99	0.001388	7.43	2182.84	630.45	0.62
Reach-1	3537	10_year_Future	17000.00	4649.50	4656.08	4654.98	4657.07	0.001480	8.62	2720.83	646.25	0.66
Reach-1	3537	25_year_Future	29000.00	4649.50	4657.71	4656.54	4659.23	0.001625	10.82	3790.16	664.04	0.73
Reach-1	3537	50_year_Future	38000.00	4649.50	4658.73	4657.49	4660.62	0.001716	12.19	4469.23	680.42	0.76
Reach-1	3537	100_year_Future	51000.00	4649.50	4660.09	4658.71	4662.49	0.001778	13.79	5416.92	726.41	0.80
Reach-1	3537	500_year_Future	83000.00	4649.50	4665.10	4661.69	4665.90	0.000482	9.59	19427.35	2182.52	0.45
Reach-1	3121	2_year_Future	5800.00	4649.50	4652.55	4652.55	4653.43	0.003392	8.11	1063.23	638.44	0.89
Reach-1	3121	5_year_Future	12000.00	4649.50	4653.70	4653.70	4655.06	0.003478	10.51	1827.45	689.24	0.96
Reach-1	3121	10_year_Future	17000.00	4649.50	4654.49	4654.49	4656.12	0.003362	11.74	2378.67	713.89	0.98
Reach-1	3121	25_year_Future	29000.00	4649.50	4655.93	4655.93	4658.21	0.003418	14.24	3419.86	732.75	1.03
Reach-1	3121	50_year_Future	38000.00	4649.50	4656.84	4656.84	4659.56	0.003441	15.72	4103.99	768.57	1.06
Reach-1	3121	100_year_Future	51000.00	4649.50	4658.46	4658.46	4661.49	0.002948	16.77	5465.69	974.30	1.02
Reach-1	3121	500_year_Future	83000.00	4649.50	4665.05	4661.31	4665.86	0.000421	9.30	21746.64	2184.35	0.42
Reach-1	2627	2_year_Future	5800.00	4643.50	4648.85	4648.85	4650.04	0.003008	8.91	802.70	476.77	0.87
Reach-1	2627	5_year_Future	12000.00	4643.50	4650.63	4650.63	4651.96	0.002189	10.18	2059.23	919.76	0.80
Reach-1	2627	10_year_Future	17000.00	4643.50	4651.43	4651.43	4652.96	0.002240	11.36	2803.30	929.47	0.83
Reach-1	2627	25_year_Future	29000.00	4643.50	4653.82	4652.82	4655.15	0.001441	11.46	5047.40	950.83	0.70
Reach-1	2627	50_year_Future	38000.00	4643.50	4655.36	4653.88	4656.77	0.001270	12.06	6602.46	1079.08	0.68
Reach-1	2627	100_year_Future	51000.00	4643.50	4657.53	4654.59	4658.87	0.000988	12.16	9135.79	1189.42	0.62
Reach-1	2627	500_year_Future	83000.00	4643.50	4665.13	4657.63	4665.44	0.000177	7.16	29462.18	2171.25	0.29
Reach-1	2101	2_year_Future	5800.00	4643.50	4647.27	4647.12	4648.20	0.002494	8.17	1003.01	496.76	0.80
Reach-1	2101	5_year_Future	12000.00	4643.50	4648.52	4648.52	4650.13	0.003047	11.19	1631.67	513.15	0.93
Reach-1	2101	10_year_Future	17000.00	4643.50	4649.40	4649.40	4651.39	0.003074	12.67	2089.78	520.11	0.96
Reach-1	2101	25_year_Future	29000.00	4643.50	4651.16	4651.16	4653.94	0.003103	15.35	3014.88	532.51	1.01
Reach-1	2101	50_year_Future	38000.00	4643.50	4652.27	4652.27	4655.59	0.003119	16.95	3611.89	539.10	1.04
Reach-1	2101	100_year_Future	51000.00	4643.50	4653.80	4653.80	4657.76	0.003038	18.73	4454.38	651.02	1.05
Reach-1	2101	500_year_Future	83000.00	4643.50	4653.88	4653.88	4664.16	0.007798	30.17	4511.59	695.62	1.69
Reach-1	1667	2_year_Future	5800.00	4642.54	4645.97	4645.97	4646.93	0.003460	8.16	1192.22	1103.62	0.90
Reach-1	1667	5_year_Future	12000.00	4642.54	4647.59		4648.44	0.001935	8.46	3378.58	1394.52	0.73
Reach-1	1667	10_year_Future	17000.00	4642.54	4648.48		4649.41	0.001758	9.17	4665.94	1526.71	0.72
Reach-1	1667	25_year_Future	29000.00	4642.54	4650.13		4651.32	0.001672	10.79	7282.88	1702.97	0.73
Reach-1	1667	50_year_Future	38000.00	4642.54	4651.08		4652.48	0.001711	11.93	8936.64	1769.36	0.76
Reach-1	1667	100_year_Future	51000.00	4642.54	4651.75		4653.75	0.002237	14.42	10130.19	1821.24	0.88
Reach-1	1667	500_year_Future	83000.00	4642.54	4653.17	4653.10	4656.65	0.003254	19.32	13070.68	2130.02	1.09
Reach-1	1203	2_year_Future	5800.00	4639.50	4645.73		4646.02	0.000389	4.71	3208.33	1614.92	0.35
Reach-1	1203	5_year_Future	12000.00	4639.50	4647.50		4647.92	0.000471	6.19	6464.07	1964.97	0.40
Reach-1	1203	10_year_Future	17000.00	4639.50	4648.31		4648.86	0.000584	7.38	8099.61	2076.91	0.45
Reach-1	1203	25_year_Future	29000.00	4639.50	4649.90		4650.70	0.000749	9.39	11498.28	2225.83	0.53
Reach-1	1203	50_year_Future	38000.00	4639.50	4650.83		4651.81	0.000853	10.64	13642.73	2331.08	0.57
Reach-1	1203	100_year_Future	51000.00	4639.50	4651.37		4652.84	0.001226	13.18	14925.71	2365.17	0.69
Reach-1	1203	500_year_Future	83000.00	4639.50	4652.55		4655.22	0.002075	18.30	17759.63	2434.21	0.91
Reach-1	1051	2_year_Future	5800.00	4637.50	4645.68	4643.53	4645.96	0.000375	5.35	3933.23	1928.68	0.35
Reach-1	1051	5_year_Future	12000.00	4637.50	4647.44	4645.35	4647.84	0.000493	7.09	7805.09	2256.38	0.42
Reach-1	1051	10_year_Future	17000.00	4637.50	4648.26	4646.67	4648.74	0.000592	8.23	9568.14	2343.82	0.46
Reach-1	1051	25_year_Future	29000.00	4637.50	4649.88	4647.93	4650.50	0.000732	10.12	13595.44	2504.85	0.53
Reach-1	1051	50_year_Future	38000.00	4637.50	4650.84	4648.65	4651.55	0.000810	11.24	16072.72	2601.26	0.56
Reach-1	1051	100_year_Future	51000.00	4637.50	4651.41	4649.55	4652.44	0.001148	13.80	17577.01	2624.84	0.67
Reach-1	1051	500_year_Future	83000.00	4637.50	4652.72	4651.39	4654.46	0.001865	18.73	21033.38	2694.24	0.87
Reach-1	942		Bridge									
Reach-1	826	2_year_Future	5800.00	4638.15	4643.78	4643.78	4644.96	0.002321	9.97	1676.26	1089.89	0.81
Reach-1	826	5_year_Future	12000.00	4638.15	4645.38	4645.38	4646.41	0.001901	10.96	4874.07	2403.30	0.77
Reach-1	826	10_year_Future	17000.00	4638.15	4645.98	4645.98	4647.15	0.002188	12.49	6320.82	2465.61	0.84
Reach-1	826	25_year_Future	29000.00	4638.15	4647.04	4647.04	4648.52	0.002711	15.30	9118.63	2758.66	0.96
Reach-1	826	50_year_Future	38000.00	4638.15	4647.66	4647.66	4649.36	0.003042	17.04	10885.88	2905.39	1.02
Reach-1	826	100_year_Future	51000.00	4638.15	4648.47	4648.47	4650.41	0.003361	19.07	13292.43	3062.75	1.10
Reach-1	826	500_year_Future	83000.00	4638.15	4650.00	4650.00	4652.57	0.004142	23.34	18075.27	3190.21	1.24
Reach-1	452	2_year_Future	5800.00	4636.45	4639.75	4639.75	4641.05	0.004114	9.17	679.26	297.70	0.99
Reach-1	452	5_year_Future	12000.00	4636.45	4641.43	4641.43	4643.41	0.003339	11.44	1253.56	387.19	0.97
Reach-1	452	10_year_Future	17000.00	4636.45	4642.87	4642.87	4644.95	0.002483	11.88	2207.70	1035.12	0.87
Reach-1	452	25_year_Future	29000.00	4636.45	4645.20	4645.20	4646.97	0.001601	12.01	6706.49	2643.34	0.74
Reach-1	452	50_year_Future	38000.00	4636.45	4646.01	4646.01	4647.96	0.001689	13.14	8883.88	2716.39	0.77
Reach-1	452	100_year_Future	51000.00	4636.45	4647.07	4647.07	4649.15	0.001707	14.24	12117.54	3199.53	0.79
Reach-1	452	500_year_Future	83000.00	4636.45	4649.02	4649.02	4651.53	0.001876	16.80	18645.65	3477.78	0.88

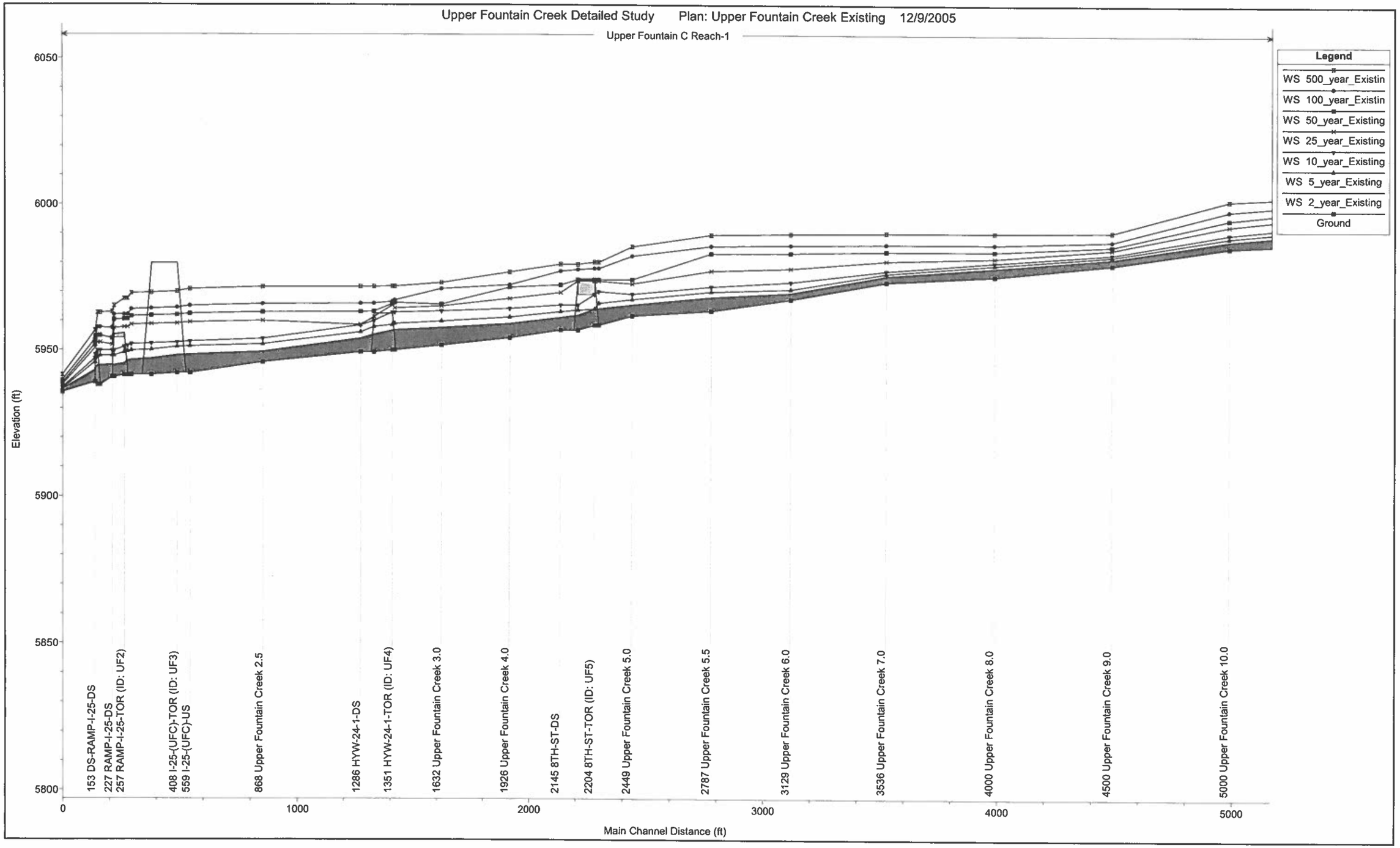
Upper Fountain Creek Detailed Study Plan: Upper Fountain Creek Existing 12/9/2005
Upper Fountain C Reach-1
Legend
WS 500_year_Existin
WS 100_year_Existin
WS 50_year_Existing
WS 25_year_Existing
WS 10_year_Existing
WS 5_year_Existing
WS 2_year_Existing
Ground
Elevation (ft)
6050
6000
5950
5900
5850
5800
153 DS-RAMP-I-25-DS
227 RAMP-I-25-DS
257 RAMP-I-25-TOR (ID: UF2)
408 I-25-(UFC)-TOR (ID: UF3)
559 I-25-(UFC)-US
868 Upper Fountain Creek 2.5
1286 HYW-24-1-DS
1351 HYW-24-1-TOR (ID: UF4)
1632 Upper Fountain Creek 3.0
1926 Upper Fountain Creek 4.0
2145 8TH-ST-DS
2204 8TH-ST-TOR (ID: UF5)
2449 Upper Fountain Creek 5.0
2787 Upper Fountain Creek 5.5
3129 Upper Fountain Creek 6.0
3536 Upper Fountain Creek 7.0
4000 Upper Fountain Creek 8.0
4500 Upper Fountain Creek 9.0
5000 Upper Fountain Creek 10.0
0
1000
2000
3000
4000
5000
Main Channel Distance (ft)

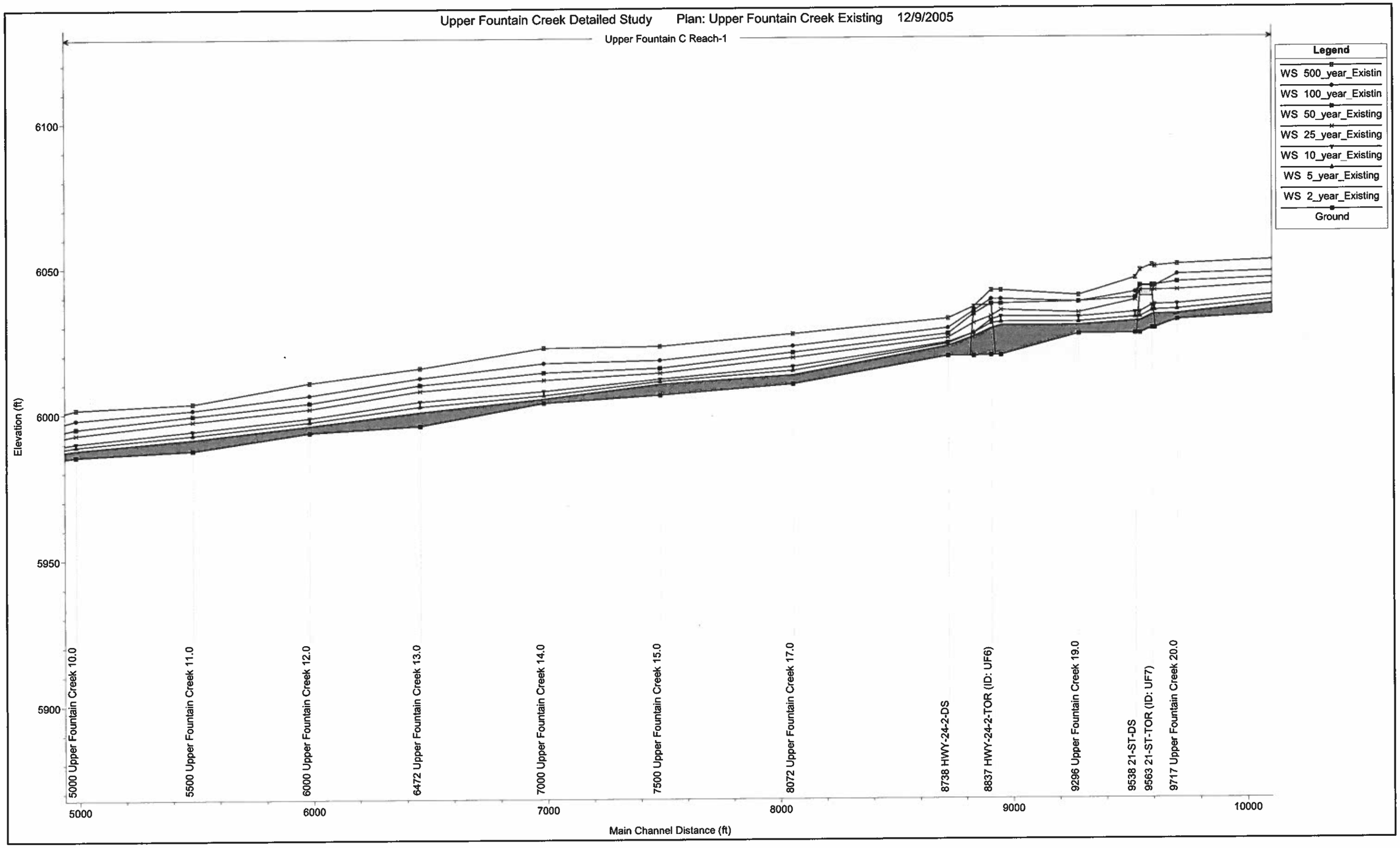
Upper Fountain Creek Detailed Study Plan: Upper Fountain Creek Existing 12/9/2005
Upper Fountain C Reach-1
Legend
WS 500_year_Existin
WS 100_year_Existin
WS 50_year_Existing
WS 25_year_Existing
WS 10_year_Existing
WS 5_year_Existing
WS 2_year_Existing
Ground
Elevation (ft)
6100
6050
6000
5950
5900
5000 Upper Fountain Creek 10.0
5500 Upper Fountain Creek 11.0
6000 Upper Fountain Creek 12.0
6472 Upper Fountain Creek 13.0
7000 Upper Fountain Creek 14.0
7500 Upper Fountain Creek 15.0
8072 Upper Fountain Creek 17.0
8738 HWY-24-2-DS
8837 HWY-24-2-TOR (ID: UF6)
9296 Upper Fountain Creek 19.0
9538 21-ST-DS
9563 21-ST-TOR (ID: UF7)
9717 Upper Fountain Creek 20.0
5000
6000
7000
8000
9000
10000
Main Channel Distance (ft)

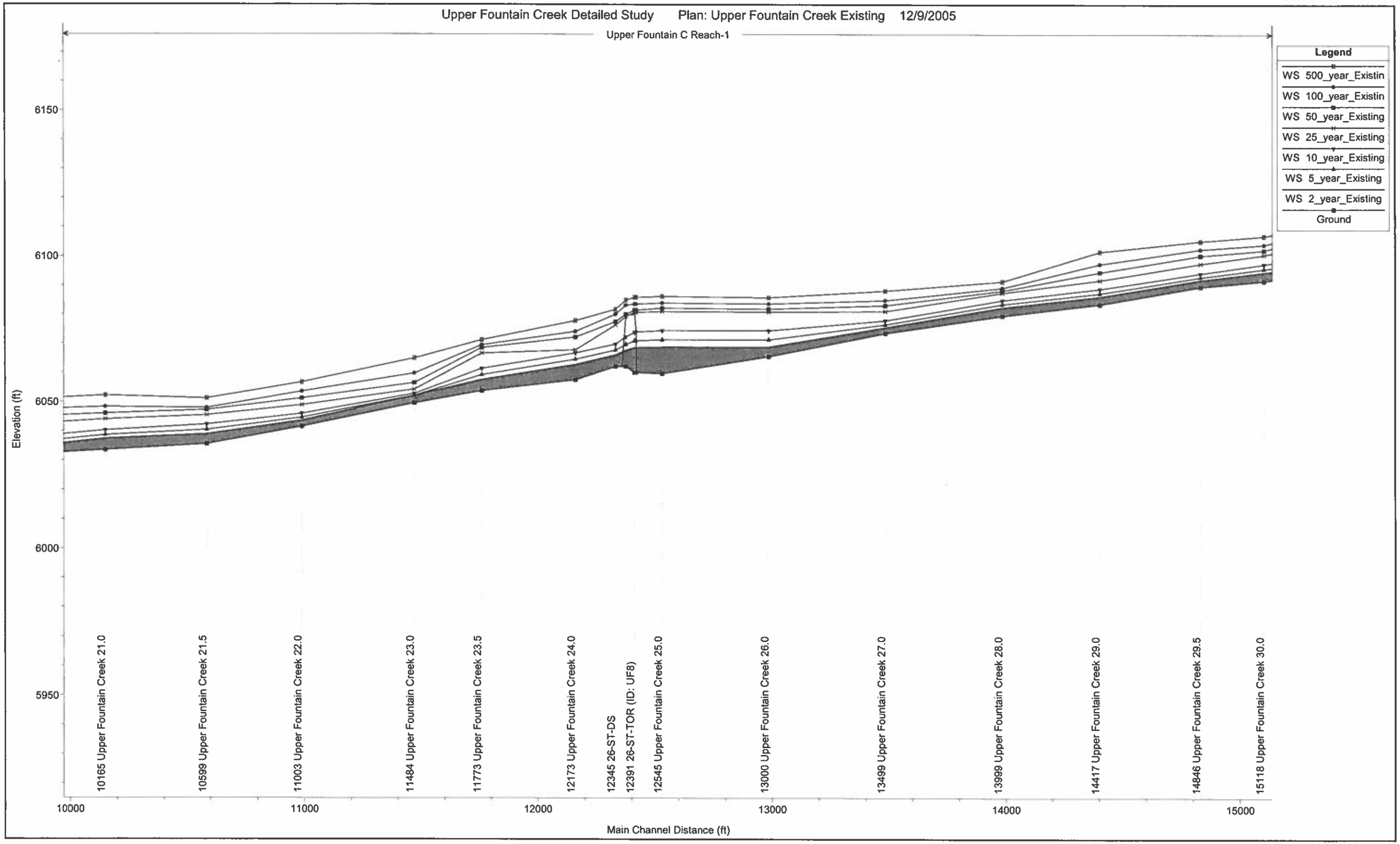
Upper Fountain Creek Detailed Study Plan: Upper Fountain Creek Existing 12/9/2005
Upper Fountain C Reach-1
Legend
WS 500_year_Existin
WS 100_year_Existin
WS 50_year_Existing
WS 25_year_Existing
WS 10_year_Existing
WS 5_year_Existing
WS 2_year_Existing
Ground
Elevation (ft)
6150
6100
6050
6000
5950
10165 Upper Fountain Creek 21.0
10599 Upper Fountain Creek 21.5
11003 Upper Fountain Creek 22.0
11484 Upper Fountain Creek 23.0
11773 Upper Fountain Creek 23.5
12173 Upper Fountain Creek 24.0
12345 26-ST-DS
12391 26-ST-TOR (ID: UF8)
12545 Upper Fountain Creek 25.0
13000 Upper Fountain Creek 26.0
13499 Upper Fountain Creek 27.0
13999 Upper Fountain Creek 28.0
14417 Upper Fountain Creek 29.0
14846 Upper Fountain Creek 29.5
15118 Upper Fountain Creek 30.0
10000
11000
12000
13000
14000
15000
Main Channel Distance (ft)

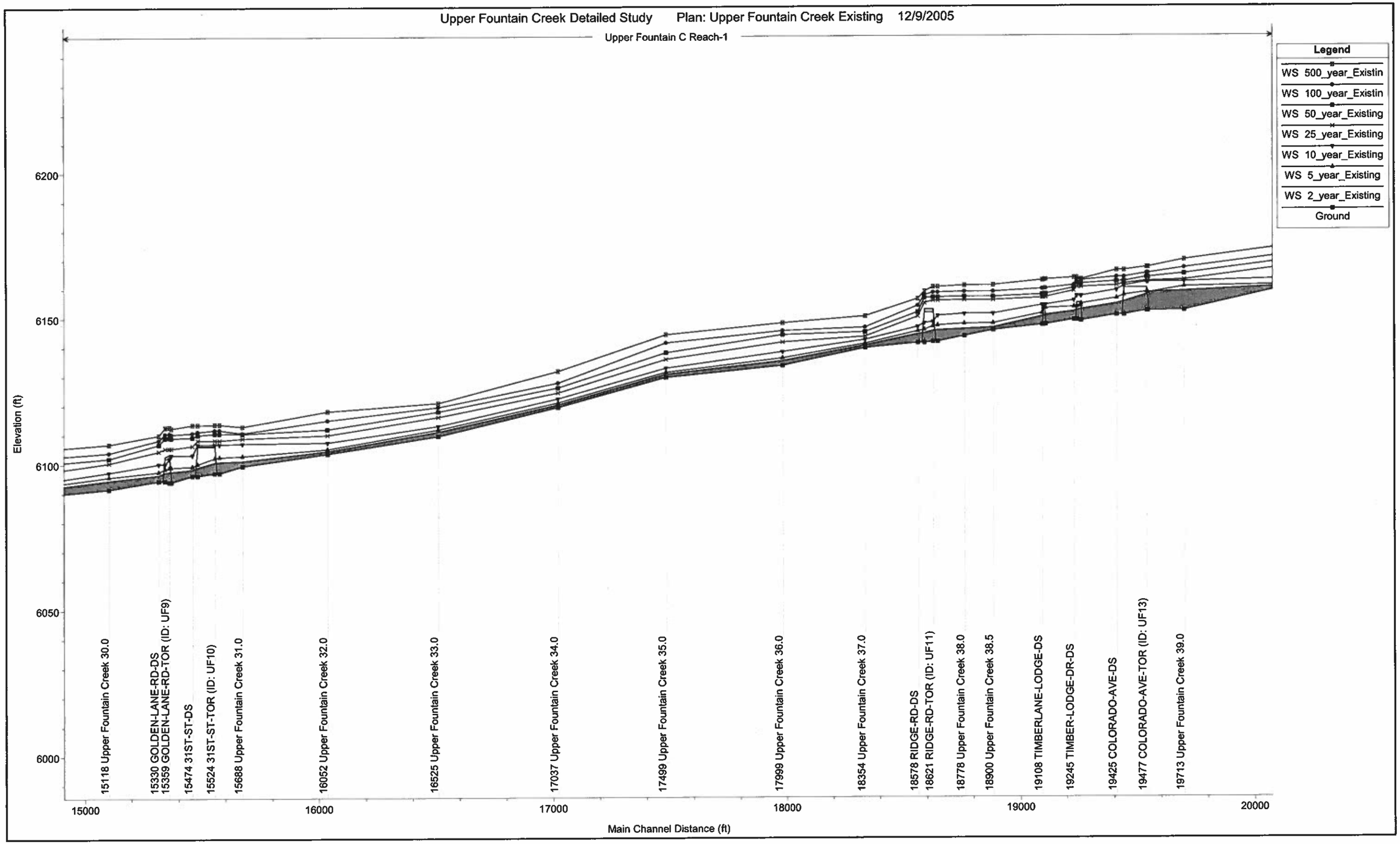
Upper Fountain Creek Detailed Study Plan: Upper Fountain Creek Existing 12/9/2005
Upper Fountain C Reach-1
Legend
WS 500_year_Existin
WS 100_year_Existin
WS 50_year_Existing
WS 25_year_Existing
WS 10_year_Existing
WS 5_year_Existing
WS 2_year_Existing
Ground
Elevation (ft)
6200
6150
6100
6050
6000
15118 Upper Fountain Creek 30.0
15330 GOLDEN-LANE-RD-DS
15359 GOLDEN-LANE-RD-TOR (ID: UF9)
15474 31ST-ST-DS
15524 31ST-ST-TOR (ID: UF10)
15688 Upper Fountain Creek 31.0
16052 Upper Fountain Creek 32.0
16525 Upper Fountain Creek 33.0
17037 Upper Fountain Creek 34.0
17499 Upper Fountain Creek 35.0
17999 Upper Fountain Creek 36.0
18354 Upper Fountain Creek 37.0
18578 RIDGE-RD-DS
18621 RIDGE-RD-TOR (ID: UF11)
18778 Upper Fountain Creek 38.0
18900 Upper Fountain Creek 38.5
19108 TIMBERLANE-LODGE-DS
19245 TIMBER-LODGE-DR-DS
19425 COLORADO-AVE-DS
19477 COLORADO-AVE-TOR (ID: UF13)
19713 Upper Fountain Creek 39.0
15000
16000
17000
18000
19000
20000
Main Channel Distance (ft)

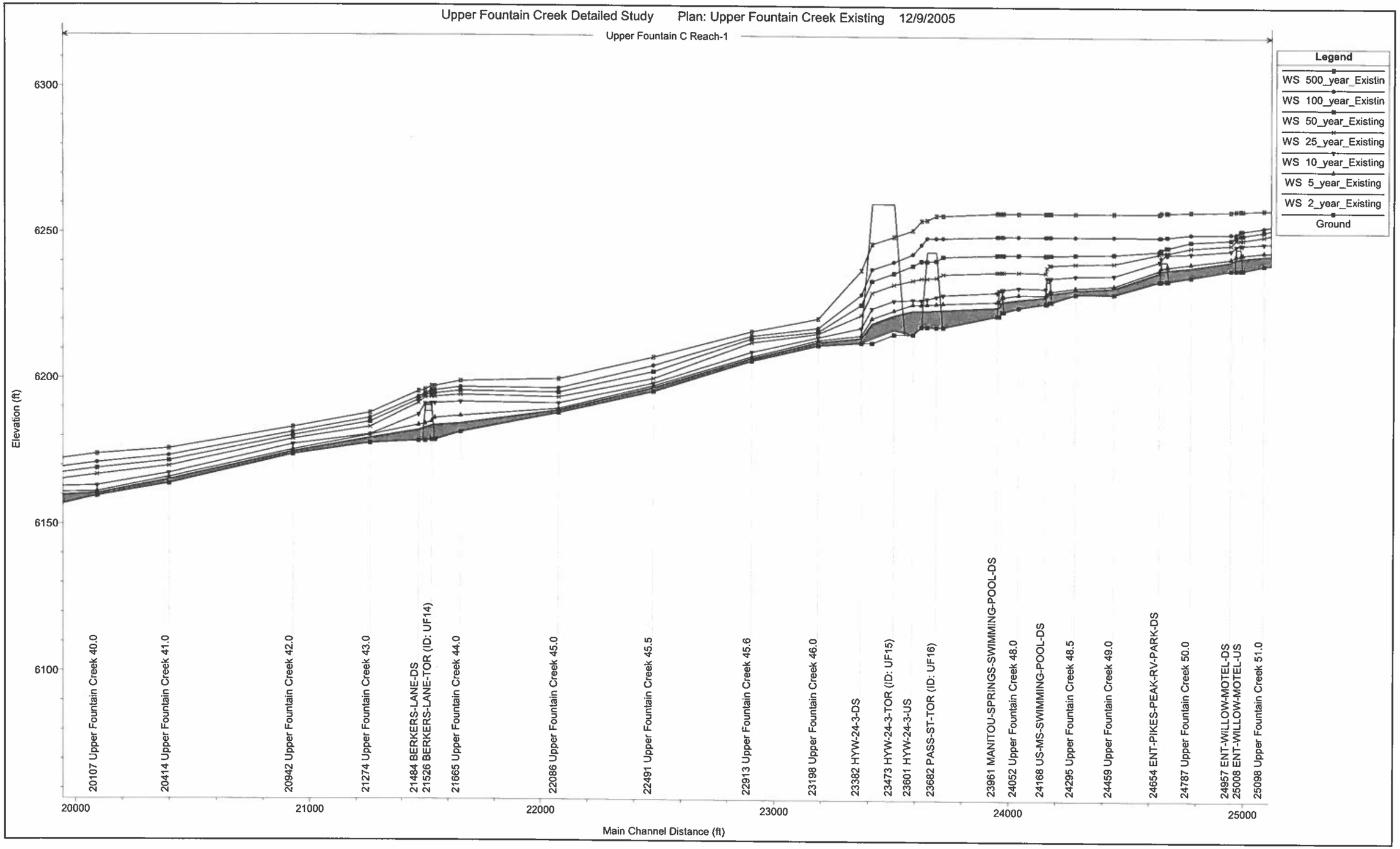
Upper Fountain Creek Detailed Study Plan: Upper Fountain Creek Existing 12/9/2005
Upper Fountain C Reach-1
Legend
WS 500_year_Existin
WS 100_year_Existin
WS 50_year_Existing
WS 25_year_Existing
WS 10_year_Existing
WS 5_year_Existing
WS 2_year_Existing
Ground
Elevation (ft)
6300
6250
6200
6150
6100
20107 Upper Fountain Creek 40.0
20414 Upper Fountain Creek 41.0
20942 Upper Fountain Creek 42.0
21274 Upper Fountain Creek 43.0
21484 BERKERS-LANE-DS
21526 BERKERS-LANE-TOR (ID: UF14)
21665 Upper Fountain Creek 44.0
22086 Upper Fountain Creek 45.0
22491 Upper Fountain Creek 45.5
22913 Upper Fountain Creek 45.6
23198 Upper Fountain Creek 46.0
23382 HYW-24-3-DS
23473 HYW-24-3-TOR (ID: UF15)
23601 HYW-24-3-US
23682 PASS-ST-TOR (ID: UF16)
23961 MANITOU-SPRINGS-SWIMMING-POOL-DS
24052 Upper Fountain Creek 48.0
24168 US-MS-SWIMMING-POOL-DS
24295 Upper Fountain Creek 48.5
24459 Upper Fountain Creek 49.0
24654 ENT-PIKES-PEAK-RV-PARK-DS
24787 Upper Fountain Creek 50.0
24957 ENT-WILLOW-MOTEL-DS
25008 ENT-WILLOW-MOTEL-US
25098 Upper Fountain Creek 51.0
20000
21000
22000
23000
24000
25000
Main Channel Distance (ft)

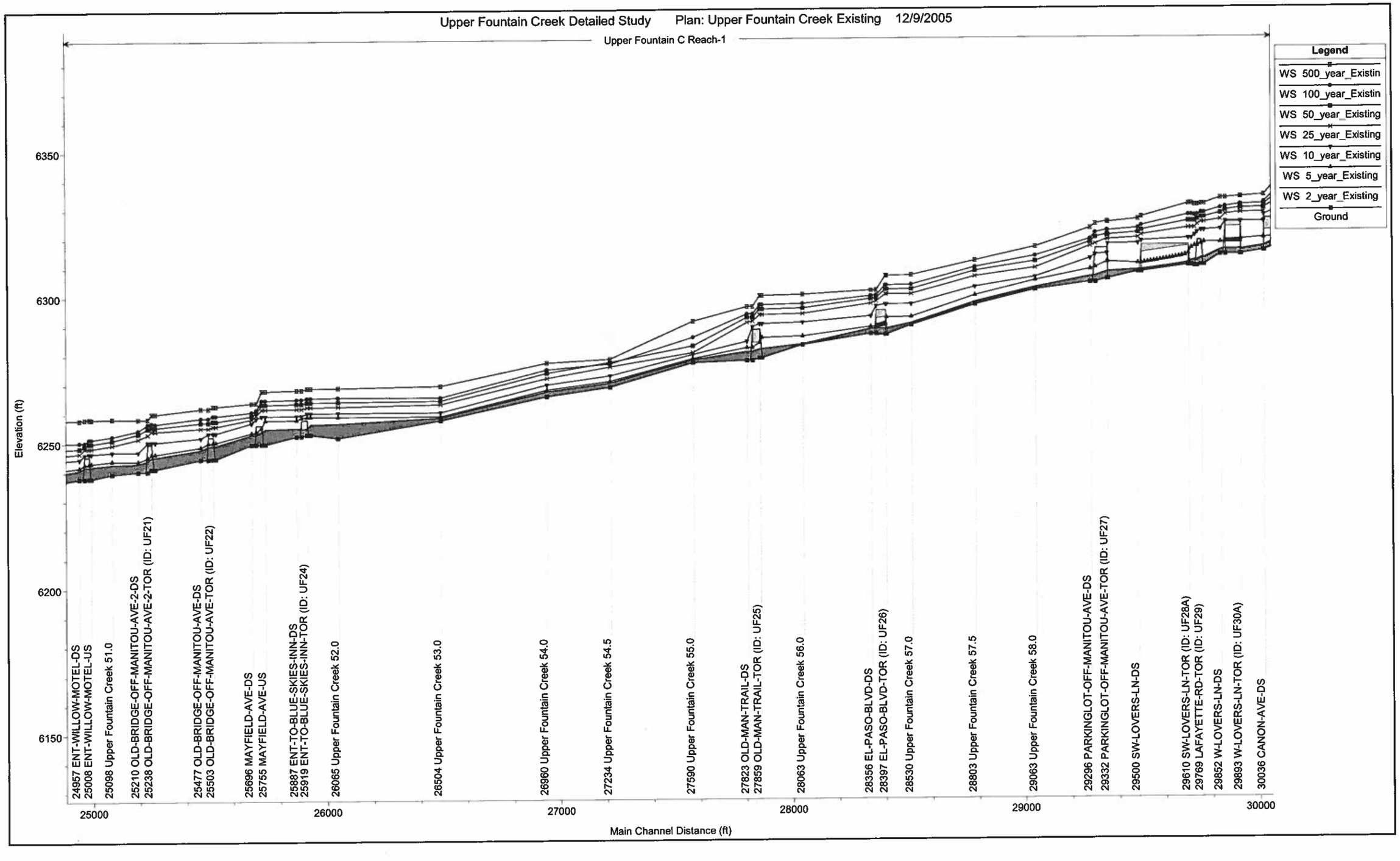
Upper Fountain Creek Detailed Study Plan: Upper Fountain Creek Existing 12/9/2005
Upper Fountain C Reach-1
Legend
WS 500_year_Existin
WS 100_year_Existin
WS 50_year_Existing
WS 25_year_Existing
WS 10_year_Existing
WS 5_year_Existing
WS 2_year_Existing
Ground
Elevation (ft)
6350
6300
6250
6200
6150
24957 ENT-WILLOW-MOTEL-DS
25008 ENT-WILLOW-MOTEL-US
25098 Upper Fountain Creek 51.0
25210 OLD-BRIDGE-OFF-MANITOU-AVE-2-DS
25238 OLD-BRIDGE-OFF-MANITOU-AVE-2-TOR (ID: UF21)
25477 OLD-BRIDGE-OFF-MANITOU-AVE-DS
25503 OLD-BRIDGE-OFF-MANITOU-AVE-TOR (ID: UF22)
25696 MAYFIELD-AVE-DS
25755 MAYFIELD-AVE-US
25887 ENT-TO-BLUE-SKIES-INN-DS
25919 ENT-TO-BLUE-SKIES-INN-TOR (ID: UF24)
26065 Upper Fountain Creek 52.0
26504 Upper Fountain Creek 53.0
26960 Upper Fountain Creek 54.0
27234 Upper Fountain Creek 54.5
27590 Upper Fountain Creek 55.0
27823 OLD-MAN-TRAIL-DS
27859 OLD-MAN-TRAIL-TOR (ID: UF25)
28063 Upper Fountain Creek 56.0
28356 EL-PASO-BLVD-DS
28397 EL-PASO-BLVD-TOR (ID: UF26)
28530 Upper Fountain Creek 57.0
28803 Upper Fountain Creek 57.5
29063 Upper Fountain Creek 58.0
29296 PARKINGLOT-OFF-MANITOU-AVE-DS
29332 PARKINGLOT-OFF-MANITOU-AVE-TOR (ID: UF27)
29500 SW-LOVERS-LN-DS
29610 SW-LOVERS-LN-TOR (ID: UF28A)
29769 LAFAYETTE-RD-TOR (ID: UF29)
29852 W-LOVERS-LN-DS
29893 W-LOVERS-LN-TOR (ID: UF30A)
30036 CANON-AVE-DS
25000
26000
27000
28000
29000
30000
Main Channel Distance (ft)

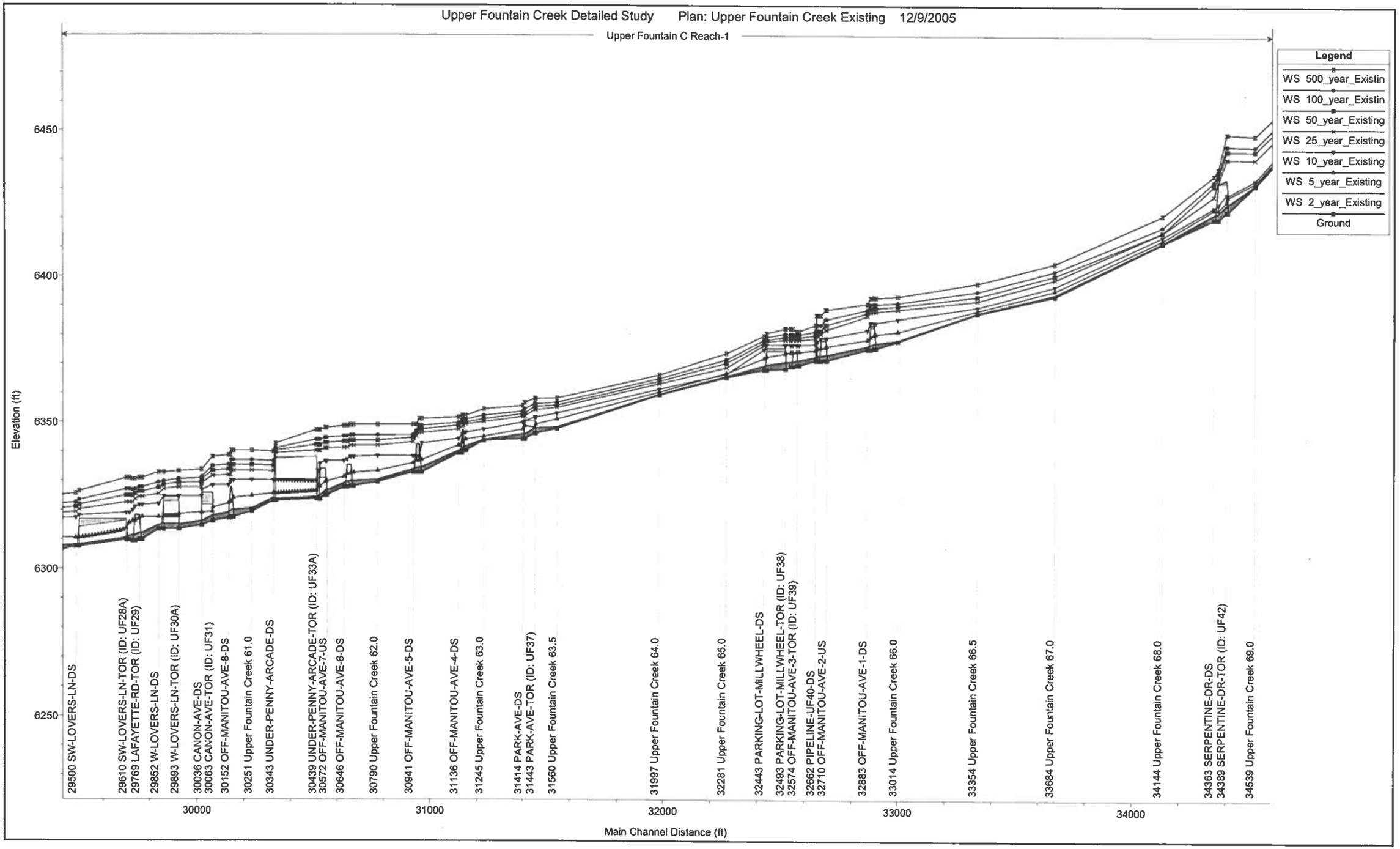
Upper Fountain Creek Detailed Study Plan: Upper Fountain Creek Existing 12/9/2005
Upper Fountain C Reach-1
Legend
WS 500_year_Existin
WS 100_year_Existin
WS 50_year_Existing
WS 25_year_Existing
WS 10_year_Existing
WS 5_year_Existing
WS 2_year_Existing
Ground
Elevation (ft)
6450
6400
6350
6300
6250
29500 SW-LOVERS-LN-DS
29610 SW-LOVERS-LN-TOR (ID: UF28A)
29769 LAFAYETTE-RD-TOR (ID: UF29)
29852 W-LOVERS-LN-DS
29893 W-LOVERS-LN-TOR (ID: UF30A)
30036 CANON-AVE-DS
30063 CANON-AVE-TOR (ID: UF31)
30152 OFF-MANITOU-AVE-8-DS
30251 Upper Fountain Creek 61.0
30343 UNDER-PENNY-ARCADE-DS
30439 UNDER-PENNY-ARCADE-TOR (ID: UF33A)
30572 OFF-MANITOU-AVE-7-US
30646 OFF-MANITOU-AVE-6-DS
30790 Upper Fountain Creek 62.0
30941 OFF-MANITOU-AVE-5-DS
31136 OFF-MANITOU-AVE-4-DS
31245 Upper Fountain Creek 63.0
31414 PARK-AVE-DS
31443 PARK-AVE-TOR (ID: UF37)
31560 Upper Fountain Creek 63.5
31997 Upper Fountain Creek 64.0
32281 Upper Fountain Creek 65.0
32443 PARKING-LOT-MILLWHEEL-DS
32493 PARKING-LOT-MILLWHEEL-TOR (ID: UF38)
32574 OFF-MANITOU-AVE-3-TOR (ID: UF39)
32662 PIPELINE-UF40-DS
32710 OFF-MANITOU-AVE-2-US
32883 OFF-MANITOU-AVE-1-DS
33014 Upper Fountain Creek 66.0
33354 Upper Fountain Creek 66.5
33684 Upper Fountain Creek 67.0
34144 Upper Fountain Creek 68.0
34363 SERPENTINE-DR-DS
34389 SERPENTINE-DR-TOR (ID: UF42)
34539 Upper Fountain Creek 69.0
30000
31000
32000
33000
34000
Main Channel Distance (ft)

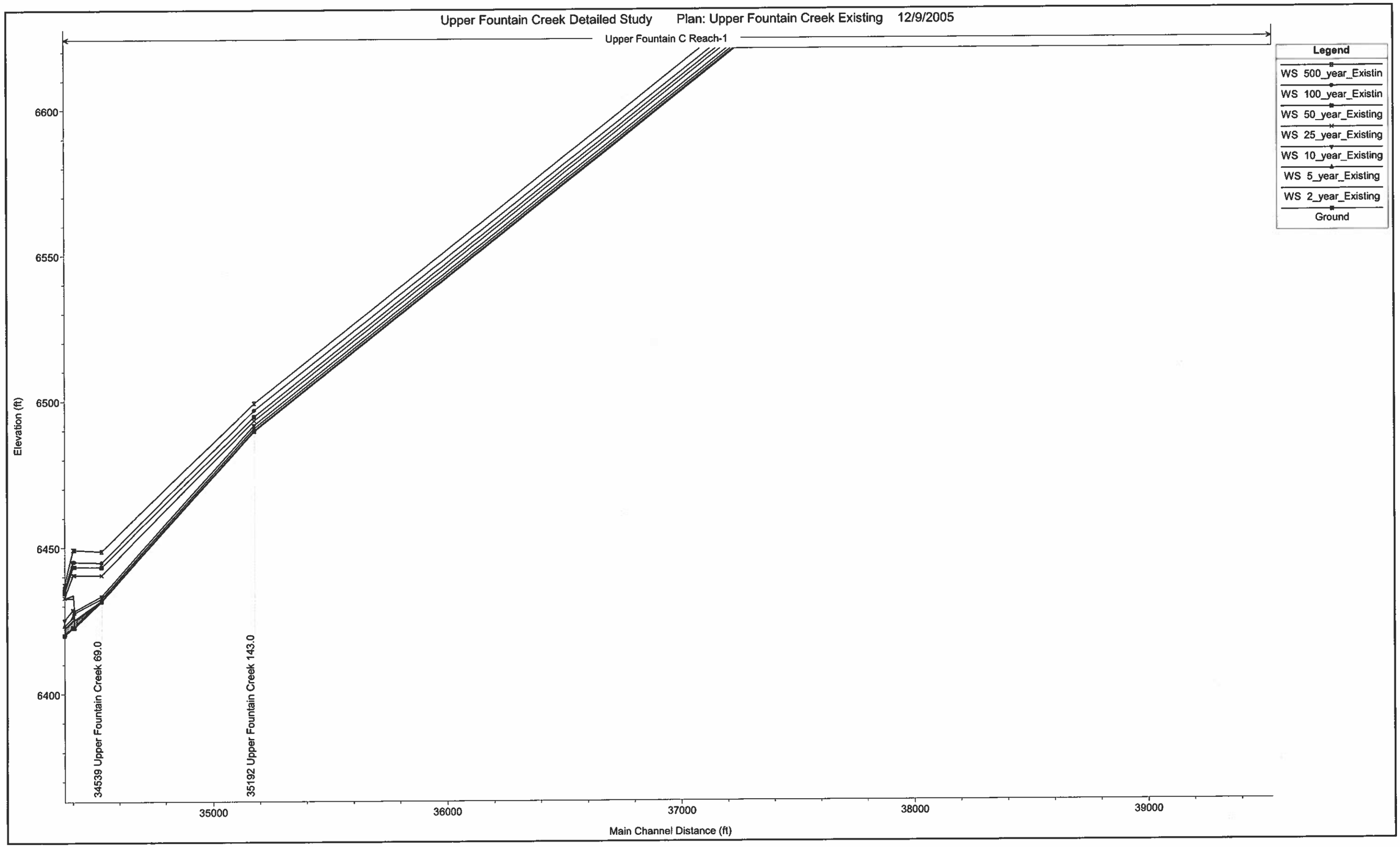
Upper Fountain Creek Detailed Study Plan: Upper Fountain Creek Existing 12/9/2005
Upper Fountain C Reach-1
Legend
WS 500_year_Existin
WS 100_year_Existin
WS 50_year_Existing
WS 25_year_Existing
WS 10_year_Existing
WS 5_year_Existing
WS 2_year_Existing
Ground
Elevation (ft)
6600
6550
6500
6450
6400
34539 Upper Fountain Creek 69.0
35192 Upper Fountain Creek 143.0
35000
36000
37000
38000
39000
Main Channel Distance (ft)


Upper Fountain Creek Detailed Study Plan: Upper Fountain Creek Existing 12/9/2005
Upper Fountain C Reach-1
Legend
WS 500_year_Existin
WS 100_year_Existin
WS 50_year_Existing
WS 25_year_Existing
WS 10_year_Existing
WS 5_year_Existing
WS 2_year_Existing
Ground
Elevation (ft)
6800
6750
6700
6650
6600
39545 Upper Fountain Creek 144.0
37000
38000
39000
40000
41000
42000
Main Channel Distance (ft)

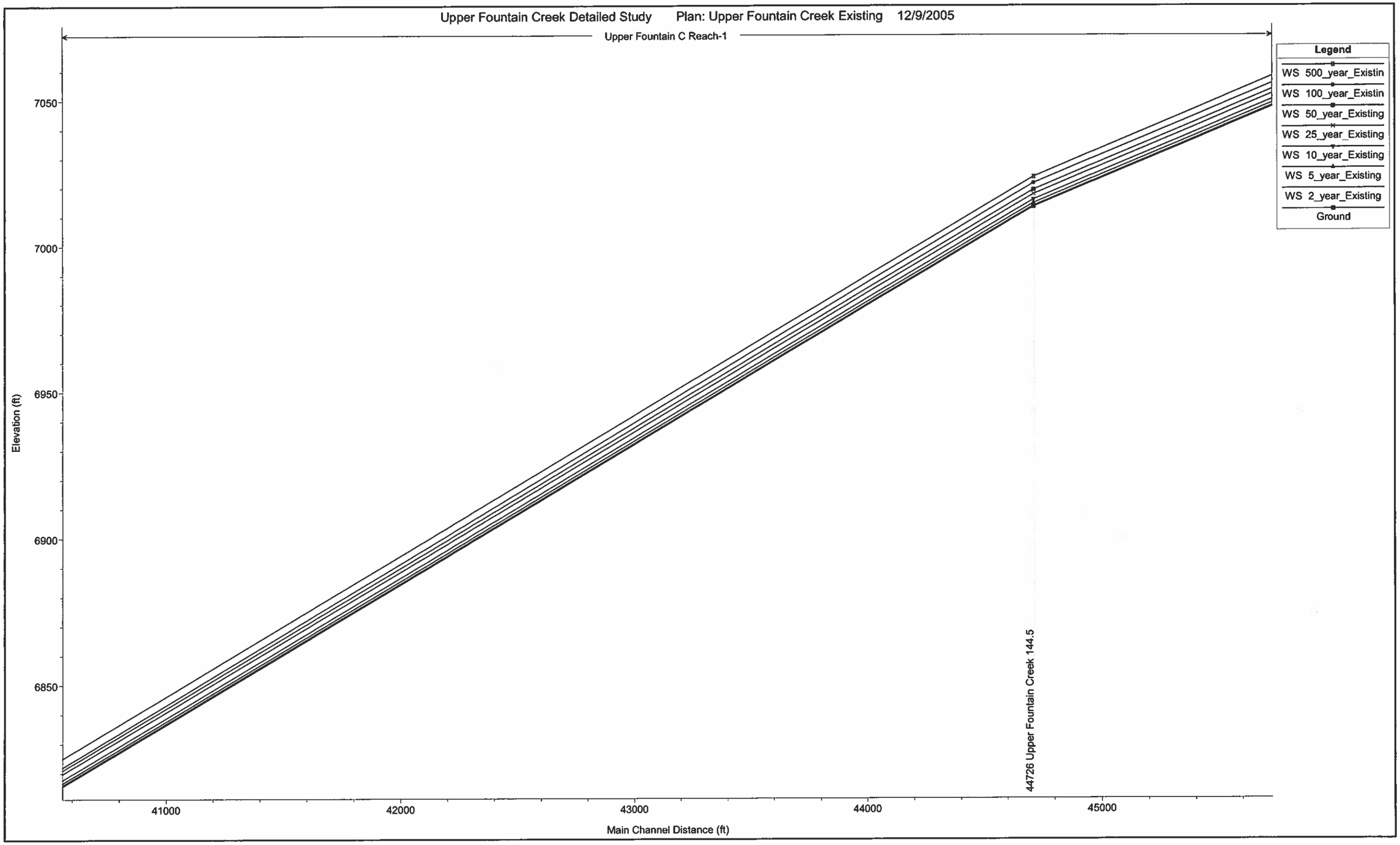
Upper Fountain Creek Detailed Study Plan: Upper Fountain Creek Existing 12/9/2005
Upper Fountain C Reach-1
Legend
WS 500_year_Existin
WS 100_year_Existin
WS 50_year_Existing
WS 25_year_Existing
WS 10_year_Existing
WS 5_year_Existing
WS 2_year_Existing
Ground
Elevation (ft)
7050
7000
6950
6900
6850
44726 Upper Fountain Creek 144.5
41000
42000
43000
44000
45000
Main Channel Distance (ft)


Upper Fountain Creek Detailed Study Plan: Upper Fountain Creek Existing 12/9/2005
Upper Fountain C Reach-1
Legend
WS 500_year_Existin
WS 100_year_Existin
WS 50_year_Existing
WS 25_year_Existing
WS 10_year_Existing
WS 5_year_Existing
WS 2_year_Existing
Ground
Elevation (ft)
7250
7200
7150
7100
7050
7000
46000
47000
48000
49000
50000
Main Channel Distance (ft)
50174 Upper Fountain Creek 145.0

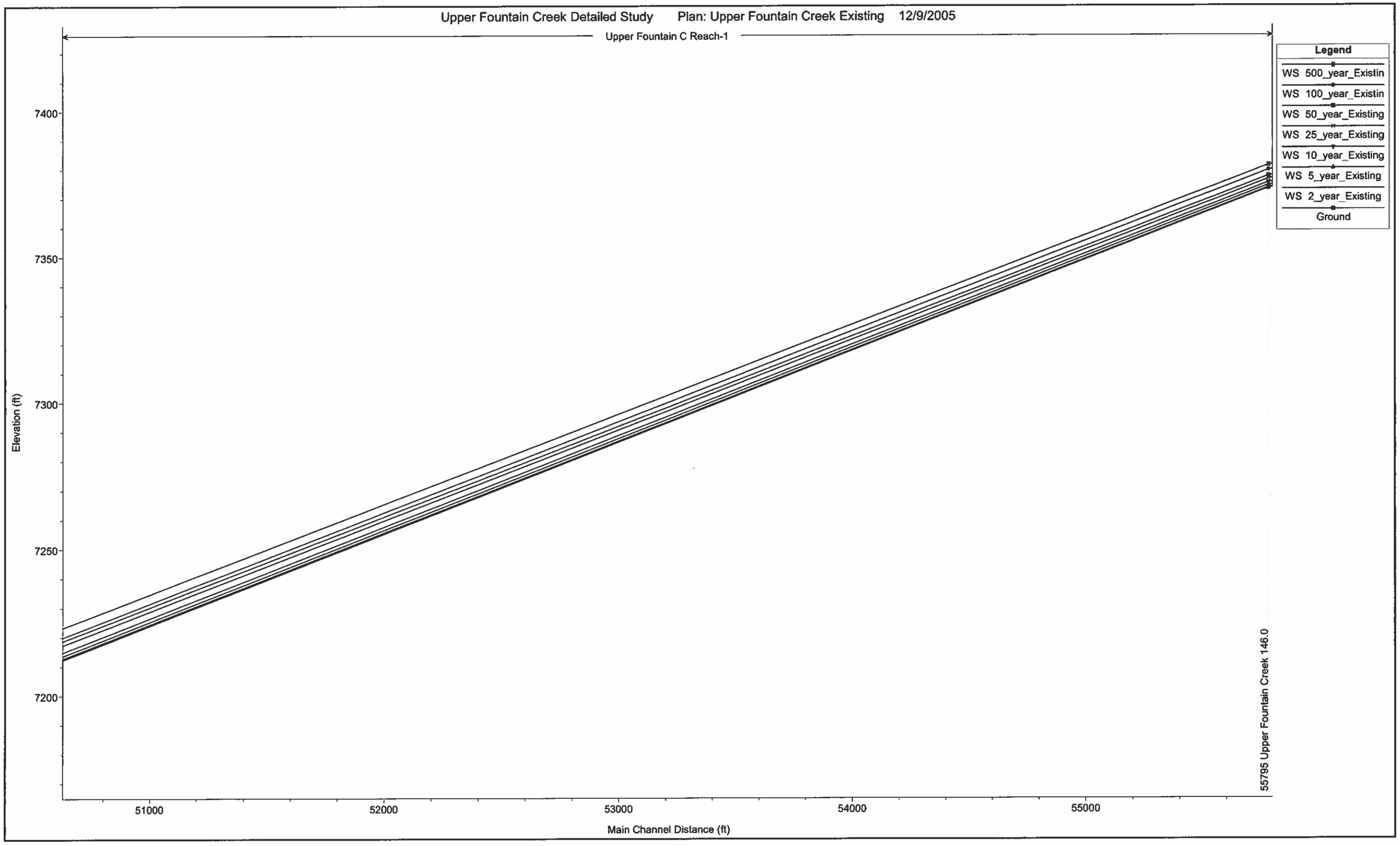
Upper Fountain Creek Detailed Study Plan: Upper Fountain Creek Existing 12/9/2005
Upper Fountain C Reach-1
Legend
WS 500_year_Existin
WS 100_year_Existin
WS 50_year_Existing
WS 25_year_Existing
WS 10_year_Existing
WS 5_year_Existing
WS 2_year_Existing
Ground
Elevation (ft)
7400
7350
7300
7250
7200
51000
52000
53000
54000
55000
Main Channel Distance (ft)
55795 Upper Fountain Creek 146.0

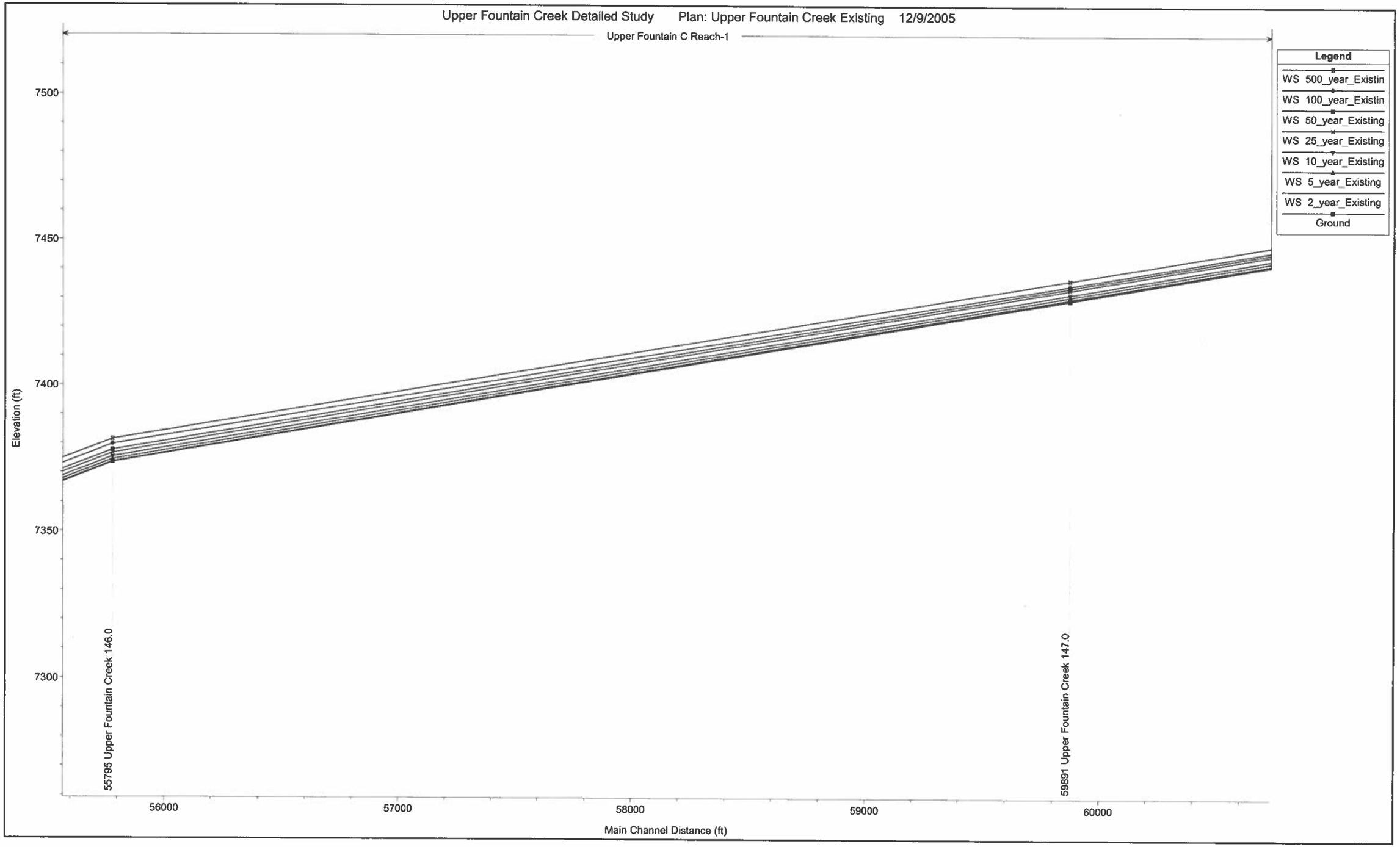
Upper Fountain Creek Detailed Study Plan: Upper Fountain Creek Existing 12/9/2005
Upper Fountain C Reach-1
Legend
WS 500_year_Existin
WS 100_year_Existin
WS 50_year_Existing
WS 25_year_Existing
WS 10_year_Existing
WS 5_year_Existing
WS 2_year_Existing
Ground
Elevation (ft)
7500
7450
7400
7350
7300
55795 Upper Fountain Creek 146.0
59891 Upper Fountain Creek 147.0
56000
57000
58000
59000
60000
Main Channel Distance (ft)

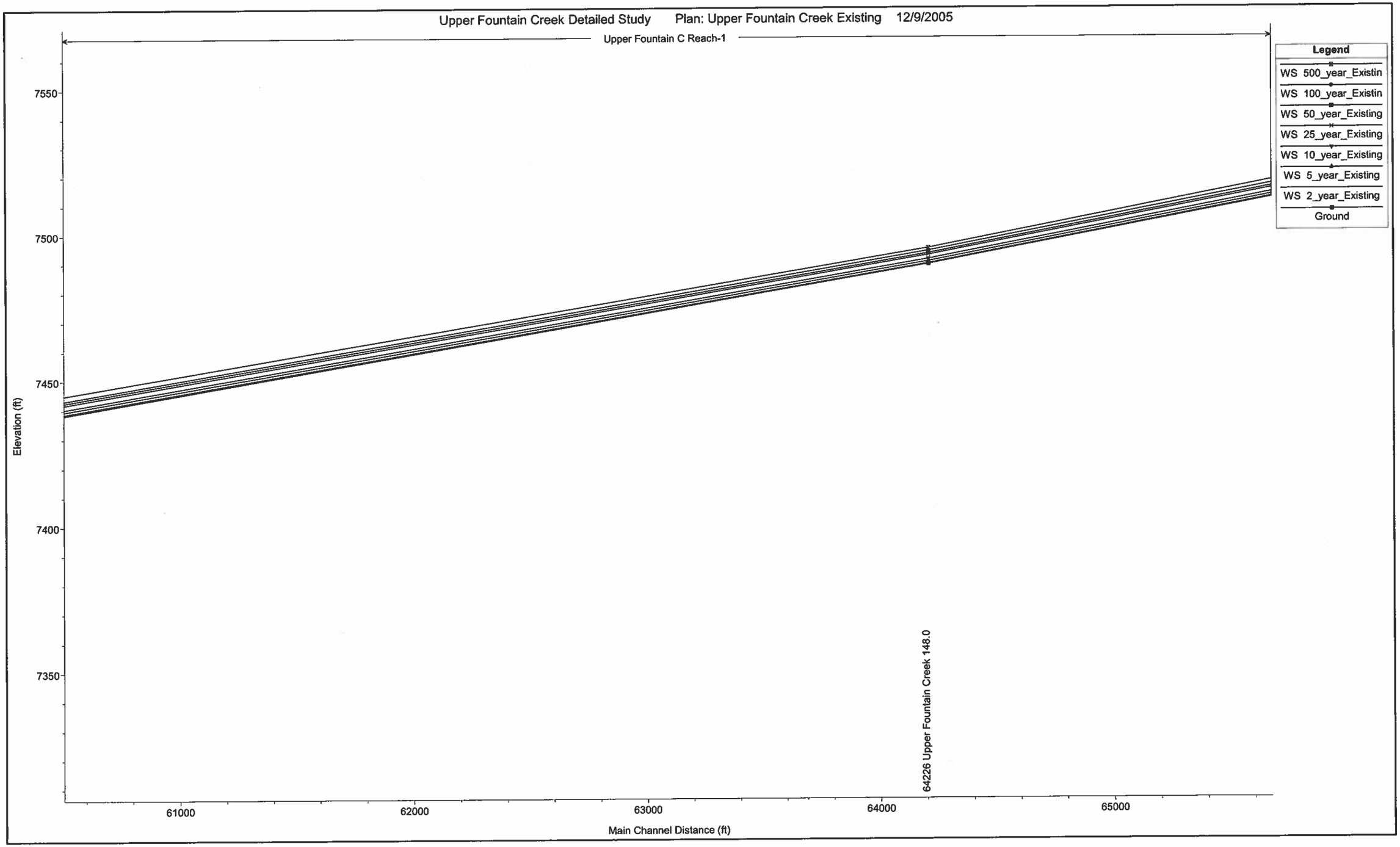
Upper Fountain Creek Detailed Study Plan: Upper Fountain Creek Existing 12/9/2005
Upper Fountain C Reach-1
Legend
WS 500_year_Existin
WS 100_year_Existin
WS 50_year_Existing
WS 25_year_Existing
WS 10_year_Existing
WS 5_year_Existing
WS 2_year_Existing
Ground
Elevation (ft)
7550
7500
7450
7400
7350
64226 Upper Fountain Creek 148.0
61000
62000
63000
64000
65000
Main Channel Distance (ft)

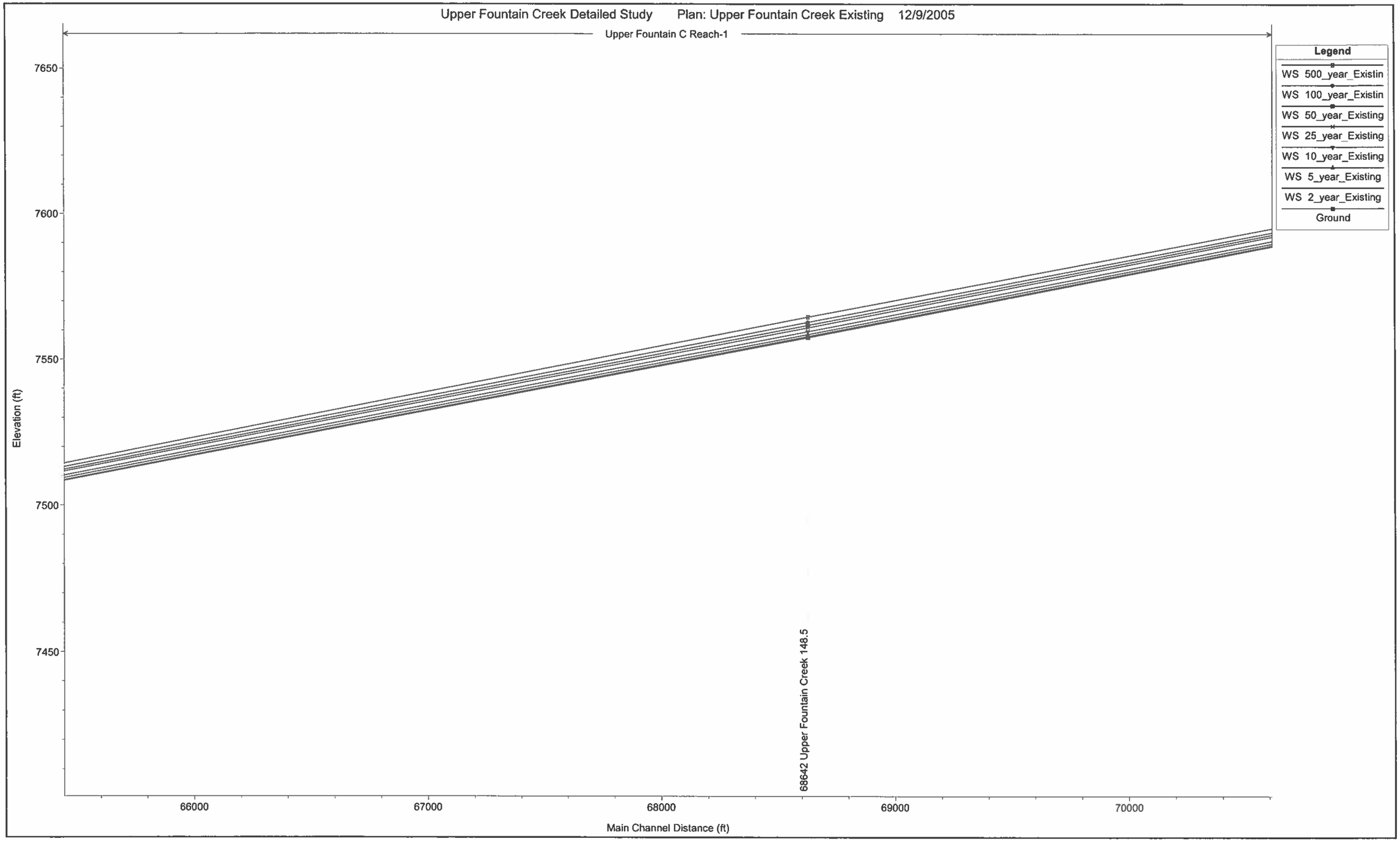
Upper Fountain Creek Detailed Study Plan: Upper Fountain Creek Existing 12/9/2005
Upper Fountain C Reach-1
Legend
WS 500_year_Existin
WS 100_year_Existin
WS 50_year_Existing
WS 25_year_Existing
WS 10_year_Existing
WS 5_year_Existing
WS 2_year_Existing
Ground
Elevation (ft)
7650
7600
7550
7500
7450
68642 Upper Fountain Creek 148.5
66000
67000
68000
69000
70000
Main Channel Distance (ft)

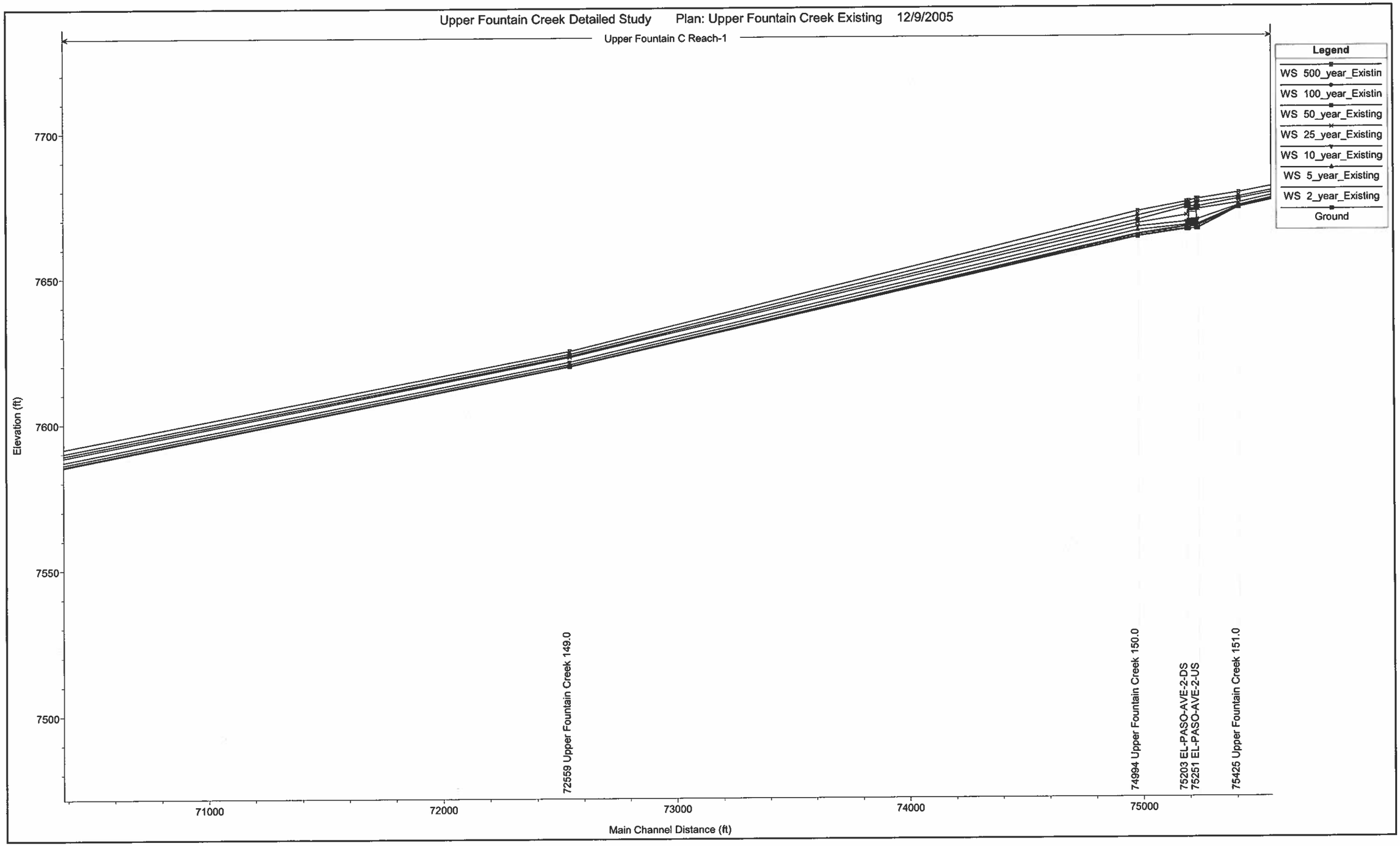
Upper Fountain Creek Detailed Study Plan: Upper Fountain Creek Existing 12/9/2005
Upper Fountain C Reach-1
Legend
WS 500_year_Existin
WS 100_year_Existin
WS 50_year_Existing
WS 25_year_Existing
WS 10_year_Existing
WS 5_year_Existing
WS 2_year_Existing
Ground
Elevation (ft)
7700
7650
7600
7550
7500
72559 Upper Fountain Creek 149.0
74994 Upper Fountain Creek 150.0
75203 EL-PASO-AVE-2-DS
75251 EL-PASO-AVE-2-US
75425 Upper Fountain Creek 151.0
71000
72000
73000
74000
75000
Main Channel Distance (ft)

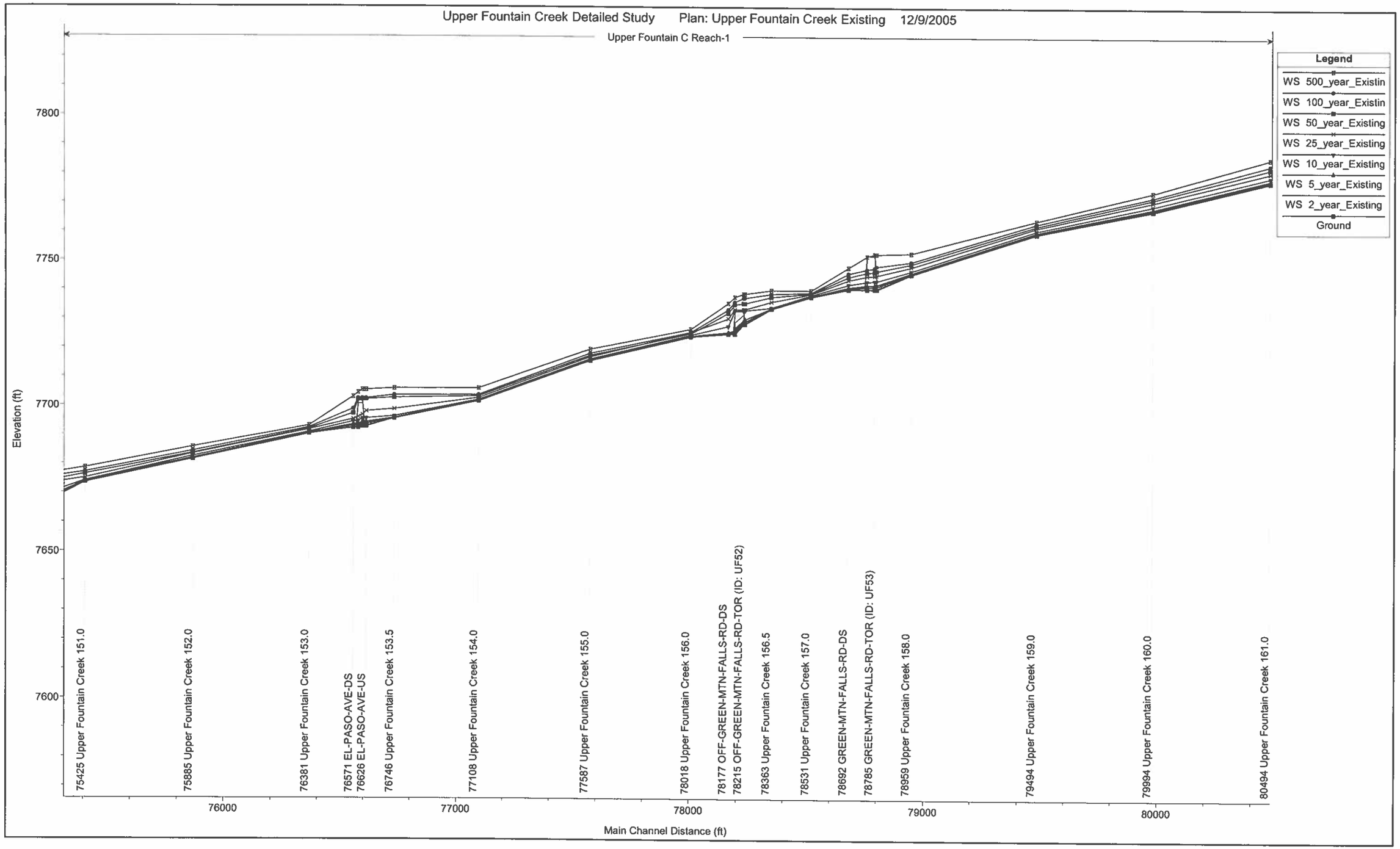
Upper Fountain Creek Detailed Study Plan: Upper Fountain Creek Existing 12/9/2005
Upper Fountain C Reach-1
Legend
WS 500_year_Existin
WS 100_year_Existin
WS 50_year_Existing
WS 25_year_Existing
WS 10_year_Existing
WS 5_year_Existing
WS 2_year_Existing
Ground
Elevation (ft)
7800
7750
7700
7650
7600
75425 Upper Fountain Creek 151.0
75885 Upper Fountain Creek 152.0
76381 Upper Fountain Creek 153.0
76571 EL-PASO-AVE-DS
76626 EL-PASO-AVE-US
76746 Upper Fountain Creek 153.5
77108 Upper Fountain Creek 154.0
77587 Upper Fountain Creek 155.0
78018 Upper Fountain Creek 156.0
78177 OFF-GREEN-MTN-FALLS-RD-DS
78215 OFF-GREEN-MTN-FALLS-RD-TOR (ID: UF52)
78363 Upper Fountain Creek 156.5
78531 Upper Fountain Creek 157.0
78692 GREEN-MTN-FALLS-RD-DS
78785 GREEN-MTN-FALLS-RD-TOR (ID: UF53)
78959 Upper Fountain Creek 158.0
79494 Upper Fountain Creek 159.0
79994 Upper Fountain Creek 160.0
80494 Upper Fountain Creek 161.0
76000
77000
78000
79000
80000
Main Channel Distance (ft)

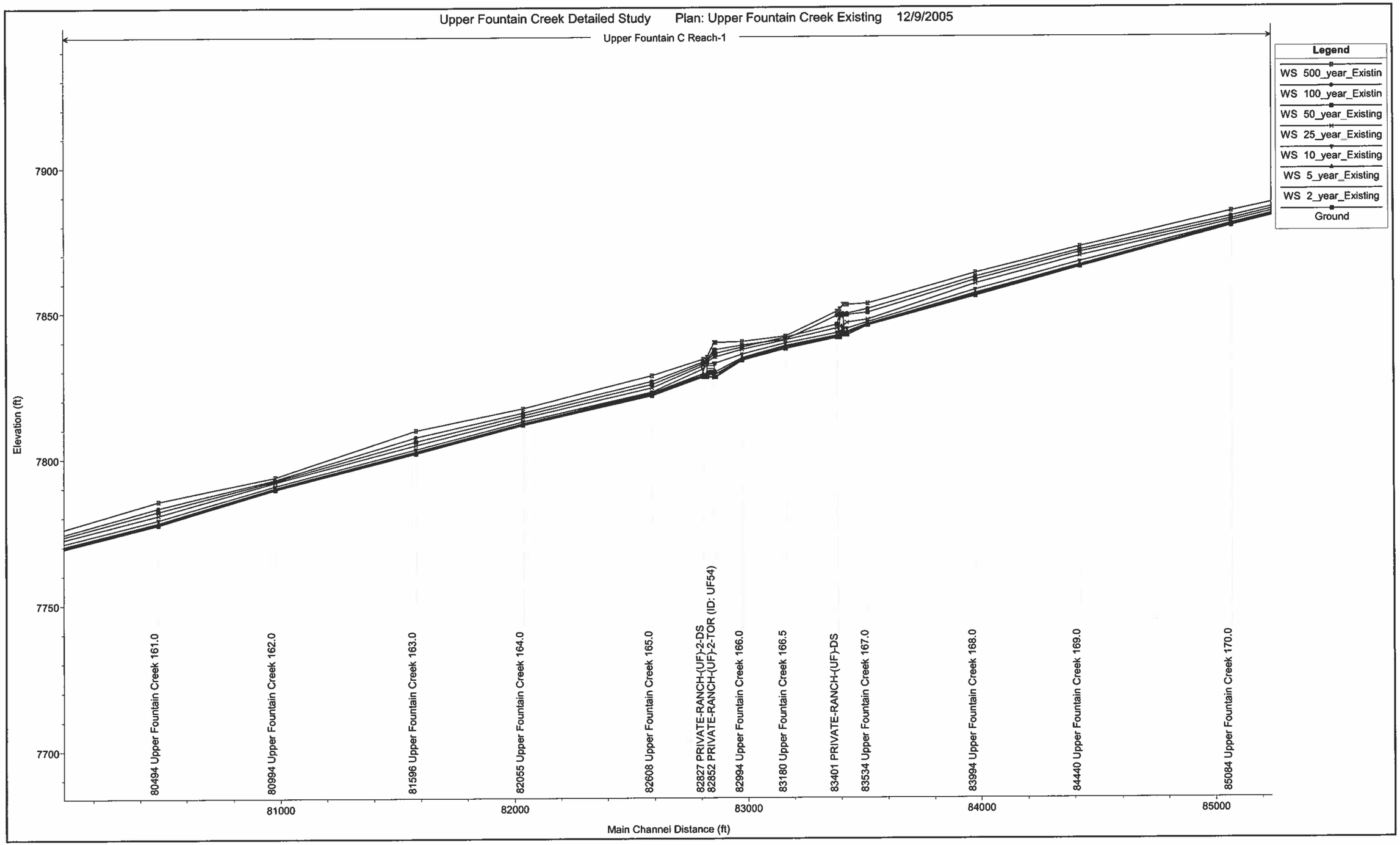
Upper Fountain Creek Detailed Study Plan: Upper Fountain Creek Existing 12/9/2005
Upper Fountain C Reach-1
Legend
WS 500_year_Existin
WS 100_year_Existin
WS 50_year_Existing
WS 25_year_Existing
WS 10_year_Existing
WS 5_year_Existing
WS 2_year_Existing
Ground
Elevation (ft)
7900
7850
7800
7750
7700
80494 Upper Fountain Creek 161.0
80994 Upper Fountain Creek 162.0
81596 Upper Fountain Creek 163.0
82055 Upper Fountain Creek 164.0
82608 Upper Fountain Creek 165.0
82827 PRIVATE-RANCH-(UF)-2-DS
82852 PRIVATE-RANCH-(UF)-2-TOR (ID: UF54)
82994 Upper Fountain Creek 166.0
83180 Upper Fountain Creek 166.5
83401 PRIVATE-RANCH-(UF)-DS
83534 Upper Fountain Creek 167.0
83994 Upper Fountain Creek 168.0
84440 Upper Fountain Creek 169.0
85084 Upper Fountain Creek 170.0
81000
82000
83000
84000
85000
Main Channel Distance (ft)


Upper Fountain Creek Detailed Study Plan: Upper Fountain Creek Existing 12/9/2005
Upper Fountain C Reach-1
Legend
WS 500_year_Existin
WS 100_year_Existin
WS 50_year_Existing
WS 25_year_Existing
WS 10_year_Existing
WS 5_year_Existing
WS 2_year_Existing
Ground
Elevation (ft)
8050
8000
7950
7900
7850
85084 Upper Fountain Creek 170.0
85596 Upper Fountain Creek 171.0
86028 Upper Fountain Creek 172.0
86500 Upper Fountain Creek 173.0
86965 Upper Fountain Creek 174.0
87162 CREEKSIDE-DR-DS
87220 CREEKSIDE-DR-TOR (ID: UF56)
87424 CRYSTOLA-CANYON-RD-DS
87453 CRYSTOLA-CANYON-RD-TOR (ID: UF57)
87627 Upper Fountain Creek 175.0
88047 Upper Fountain Creek 176.0
88548 Upper Fountain Creek 177.0
88887 Upper Fountain Creek 178.0
89345 Upper Fountain Creek 179.0
89780 Upper Fountain Creek 180.0
86000
87000
88000
89000
90000
Main Channel Distance (ft)

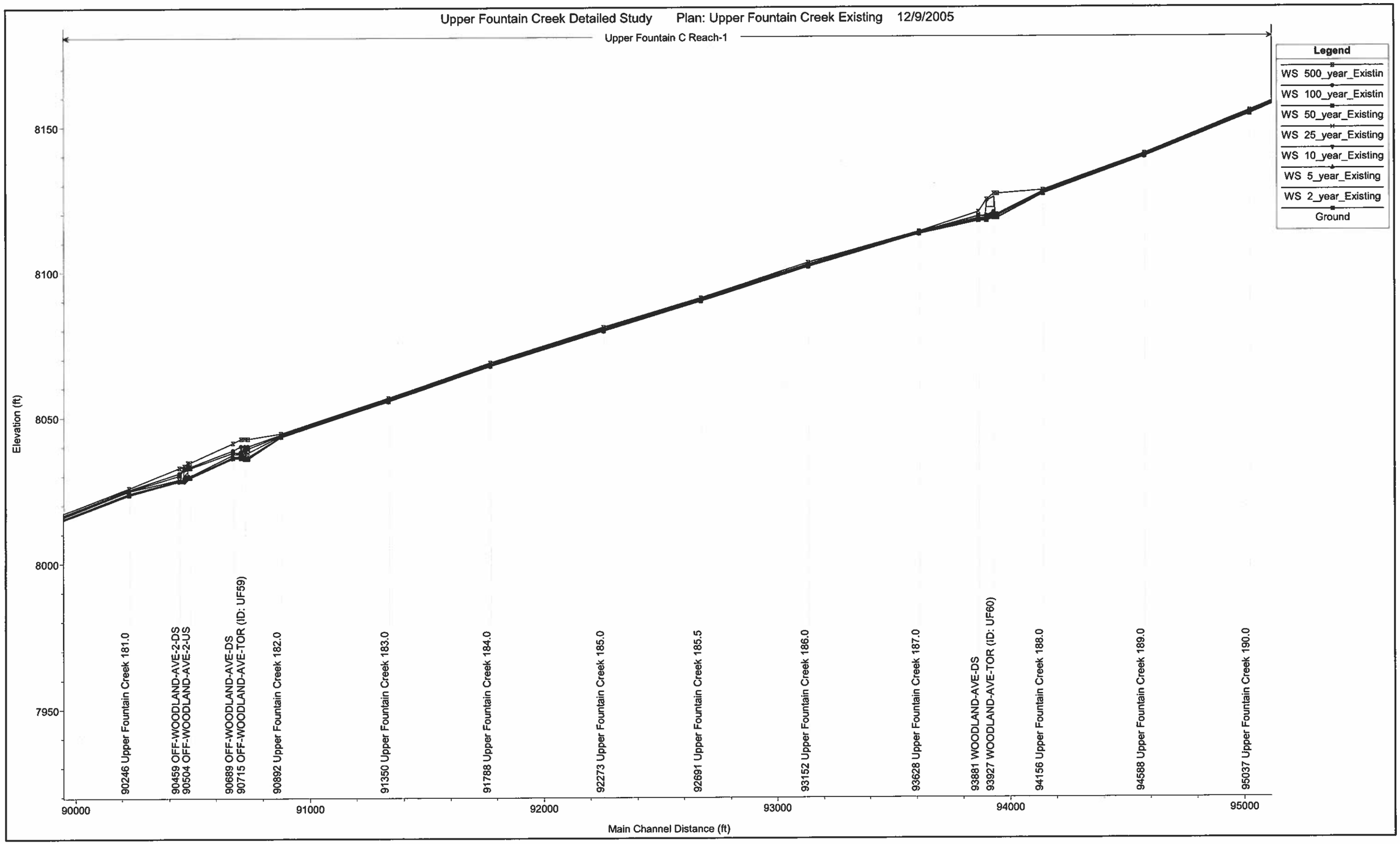
Upper Fountain Creek Detailed Study Plan: Upper Fountain Creek Existing 12/9/2005
Upper Fountain C Reach-1
Legend
WS 500_year_Existin
WS 100_year_Existin
WS 50_year_Existing
WS 25_year_Existing
WS 10_year_Existing
WS 5_year_Existing
WS 2_year_Existing
Ground
Elevation (ft)
8150
8100
8050
8000
7950
90246 Upper Fountain Creek 181.0
90459 OFF-WOODLAND-AVE-2-DS
90504 OFF-WOODLAND-AVE-2-US
90689 OFF-WOODLAND-AVE-DS
90715 OFF-WOODLAND-AVE-TOR (ID: UF59)
90892 Upper Fountain Creek 182.0
91350 Upper Fountain Creek 183.0
91788 Upper Fountain Creek 184.0
92273 Upper Fountain Creek 185.0
92691 Upper Fountain Creek 185.5
93152 Upper Fountain Creek 186.0
93628 Upper Fountain Creek 187.0
93881 WOODLAND-AVE-DS
93927 WOODLAND-AVE-TOR (ID: UF60)
94156 Upper Fountain Creek 188.0
94588 Upper Fountain Creek 189.0
95037 Upper Fountain Creek 190.0
90000
91000
92000
93000
94000
95000
Main Channel Distance (ft)

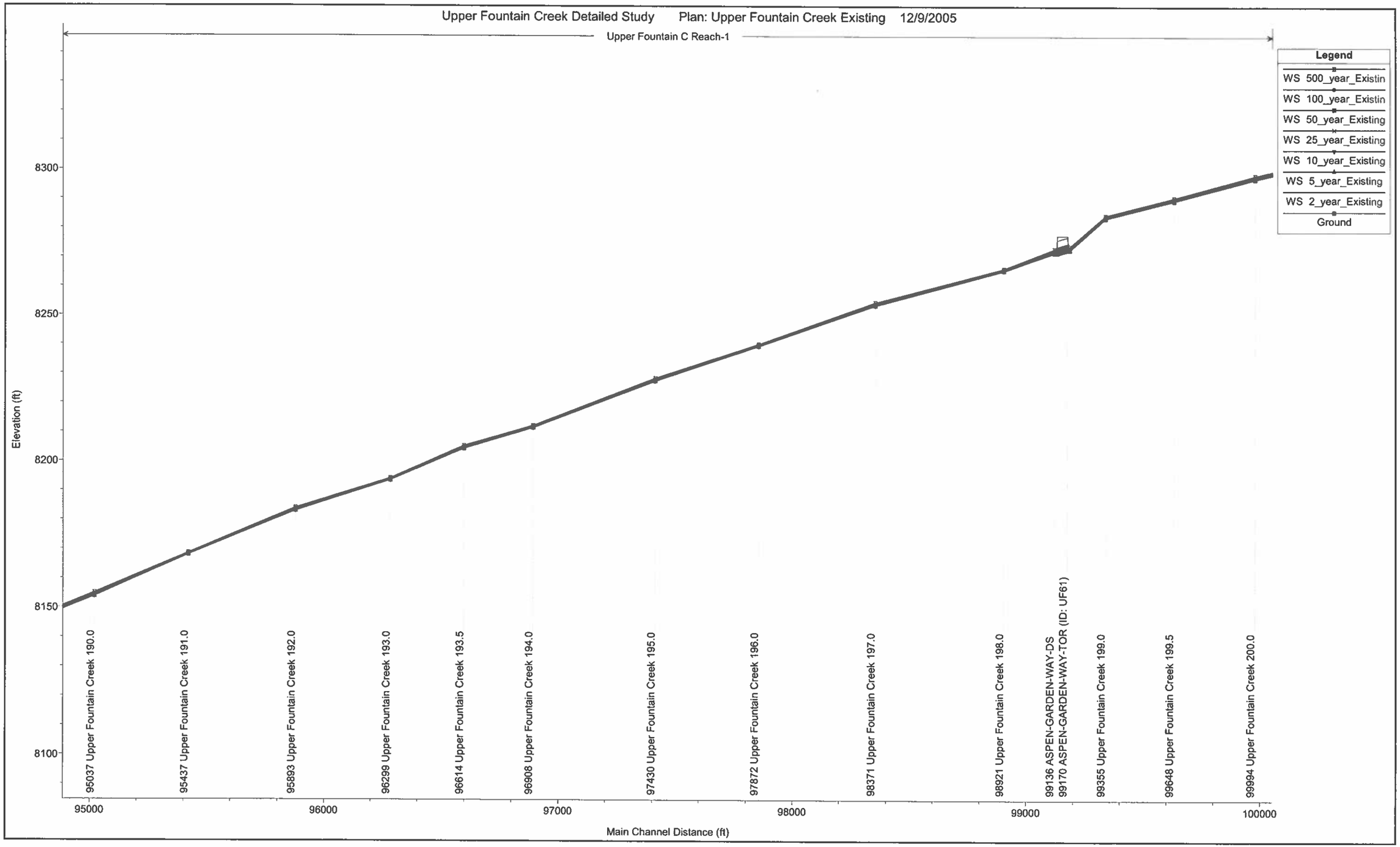
Upper Fountain Creek Detailed Study Plan: Upper Fountain Creek Existing 12/9/2005
Upper Fountain C Reach-1
Legend
WS 500_year_Existin
WS 100_year_Existin
WS 50_year_Existing
WS 25_year_Existing
WS 10_year_Existing
WS 5_year_Existing
WS 2_year_Existing
Ground
Elevation (ft)
8300
8250
8200
8150
8100
95037 Upper Fountain Creek 190.0
95437 Upper Fountain Creek 191.0
95893 Upper Fountain Creek 192.0
96299 Upper Fountain Creek 193.0
96614 Upper Fountain Creek 193.5
96908 Upper Fountain Creek 194.0
97430 Upper Fountain Creek 195.0
97872 Upper Fountain Creek 196.0
98371 Upper Fountain Creek 197.0
98921 Upper Fountain Creek 198.0
99136 ASPEN-GARDEN-WAY-DS
99170 ASPEN-GARDEN-WAY-TOR (ID: UF61)
99355 Upper Fountain Creek 199.0
99648 Upper Fountain Creek 199.5
99994 Upper Fountain Creek 200.0
95000
96000
97000
98000
99000
100000
Main Channel Distance (ft)

Upper Fountain Creek Detailed Study Plan: Upper Fountain Creek Existing 12/9/2005

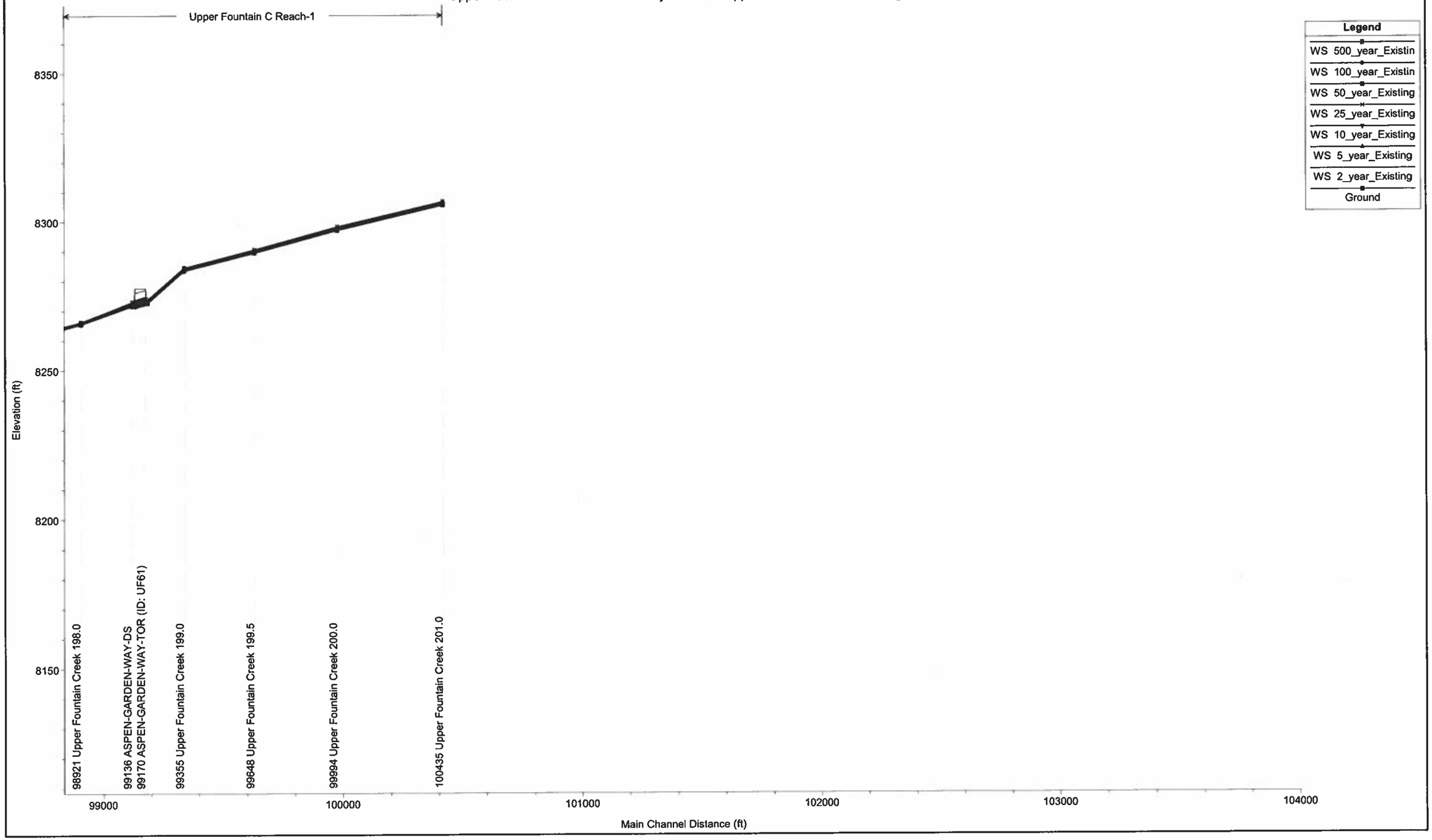

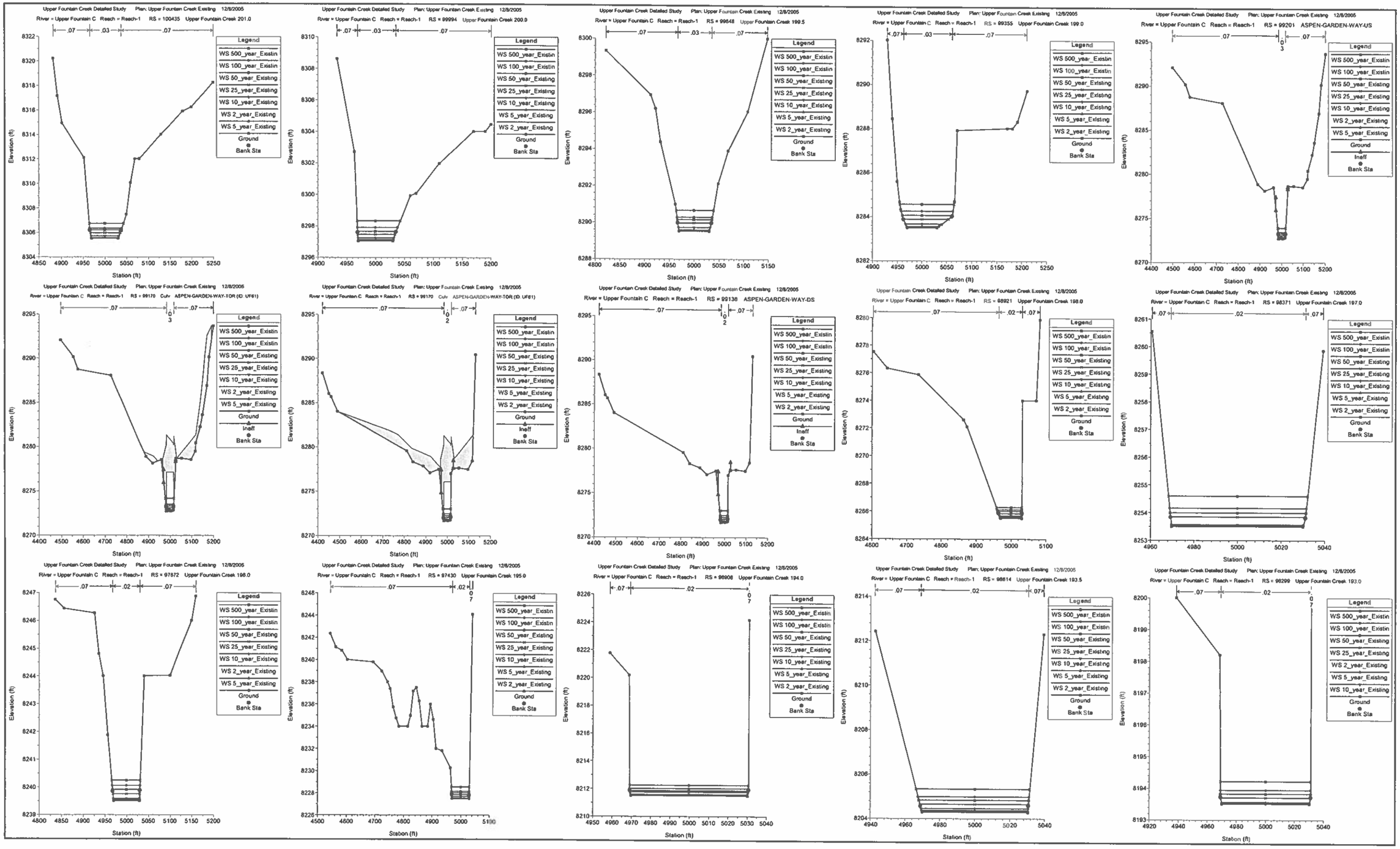
Upper Fountain Creek Detailed Study Plan: Upper Fountain Creek Existing 12/8/2005
River = Upper Fountain C Reach = Reach-1 RS = 100435 Upper Fountain Creek 201.0
River = Upper Fountain C Reach = Reach-1 RS = 99994 Upper Fountain Creek 200.0
River = Upper Fountain C Reach = Reach-1 RS = 99648 Upper Fountain Creek 199.5
River = Upper Fountain C Reach = Reach-1 RS = 99355 Upper Fountain Creek 199.0
River = Upper Fountain C Reach = Reach-1 RS = 99201 ASPEN-GARDEN-WAY-US
River = Upper Fountain C Reach = Reach-1 RS = 99170 Culv ASPEN-GARDEN-WAY-TOR (ID: UF61)
River = Upper Fountain C Reach = Reach-1 RS = 99138 ASPEN-GARDEN-WAY-DS
River = Upper Fountain C Reach = Reach-1 RS = 98921 Upper Fountain Creek 198.0
River = Upper Fountain C Reach = Reach-1 RS = 98371 Upper Fountain Creek 197.0
River = Upper Fountain C Reach = Reach-1 RS = 97872 Upper Fountain Creek 196.0
River = Upper Fountain C Reach = Reach-1 RS = 97430 Upper Fountain Creek 195.0
River = Upper Fountain C Reach = Reach-1 RS = 96908 Upper Fountain Creek 194.0
River = Upper Fountain C Reach = Reach-1 RS = 96614 Upper Fountain Creek 193.5
River = Upper Fountain C Reach = Reach-1 RS = 96299 Upper Fountain Creek 193.0
Legend
WS 500_year_Existin
WS 100_year_Existin
WS 50_year_Existing
WS 25_year_Existing
WS 10_year_Existing
WS 5_year_Existing
WS 2_year_Existing
Ground
Ineff
Bank Sta
Elevation (ft)
Station (ft)

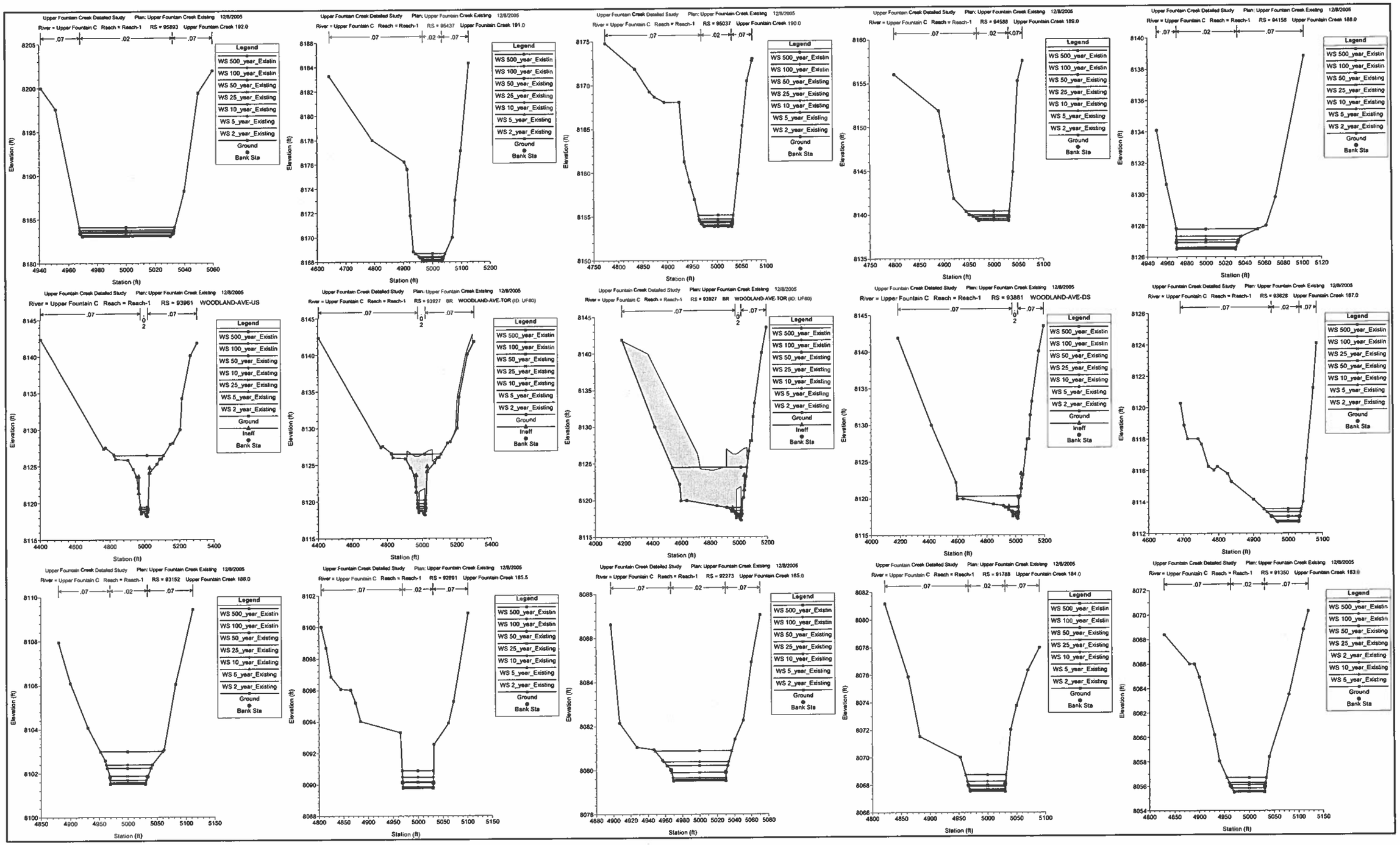
Upper Fountain Creek Detailed Study Plan: Upper Fountain Creek Existing 12/8/2005
River = Upper Fountain C Reach = Reach-1 RS = 95893 Upper Fountain Creek 192.0
River = Upper Fountain C Reach = Reach-1 RS = 95437 Upper Fountain Creek 191.0
River = Upper Fountain C Reach = Reach-1 RS = 95037 Upper Fountain Creek 190.0
River = Upper Fountain C Reach = Reach-1 RS = 94588 Upper Fountain Creek 189.0
River = Upper Fountain C Reach = Reach-1 RS = 94158 Upper Fountain Creek 188.0
River = Upper Fountain C Reach = Reach-1 RS = 93961 WOODLAND-AVE-US
River = Upper Fountain C Reach = Reach-1 RS = 93927 BR WOODLAND-AVE-TOR (ID: UF60)
River = Upper Fountain C Reach = Reach-1 RS = 93881 WOODLAND-AVE-DS
River = Upper Fountain C Reach = Reach-1 RS = 93828 Upper Fountain Creek 187.0
River = Upper Fountain C Reach = Reach-1 RS = 93152 Upper Fountain Creek 186.0
River = Upper Fountain C Reach = Reach-1 RS = 92891 Upper Fountain Creek 185.5
River = Upper Fountain C Reach = Reach-1 RS = 92273 Upper Fountain Creek 185.0
River = Upper Fountain C Reach = Reach-1 RS = 91788 Upper Fountain Creek 184.0
River = Upper Fountain C Reach = Reach-1 RS = 91350 Upper Fountain Creek 183.0
Elevation (ft)
Station (ft)
Legend
WS 500_year_Existin
WS 100_year_Existin
WS 50_year_Existing
WS 25_year_Existing
WS 10_year_Existing
WS 5_year_Existing
WS 2_year_Existing
Ground
Ineff
Bank Sta

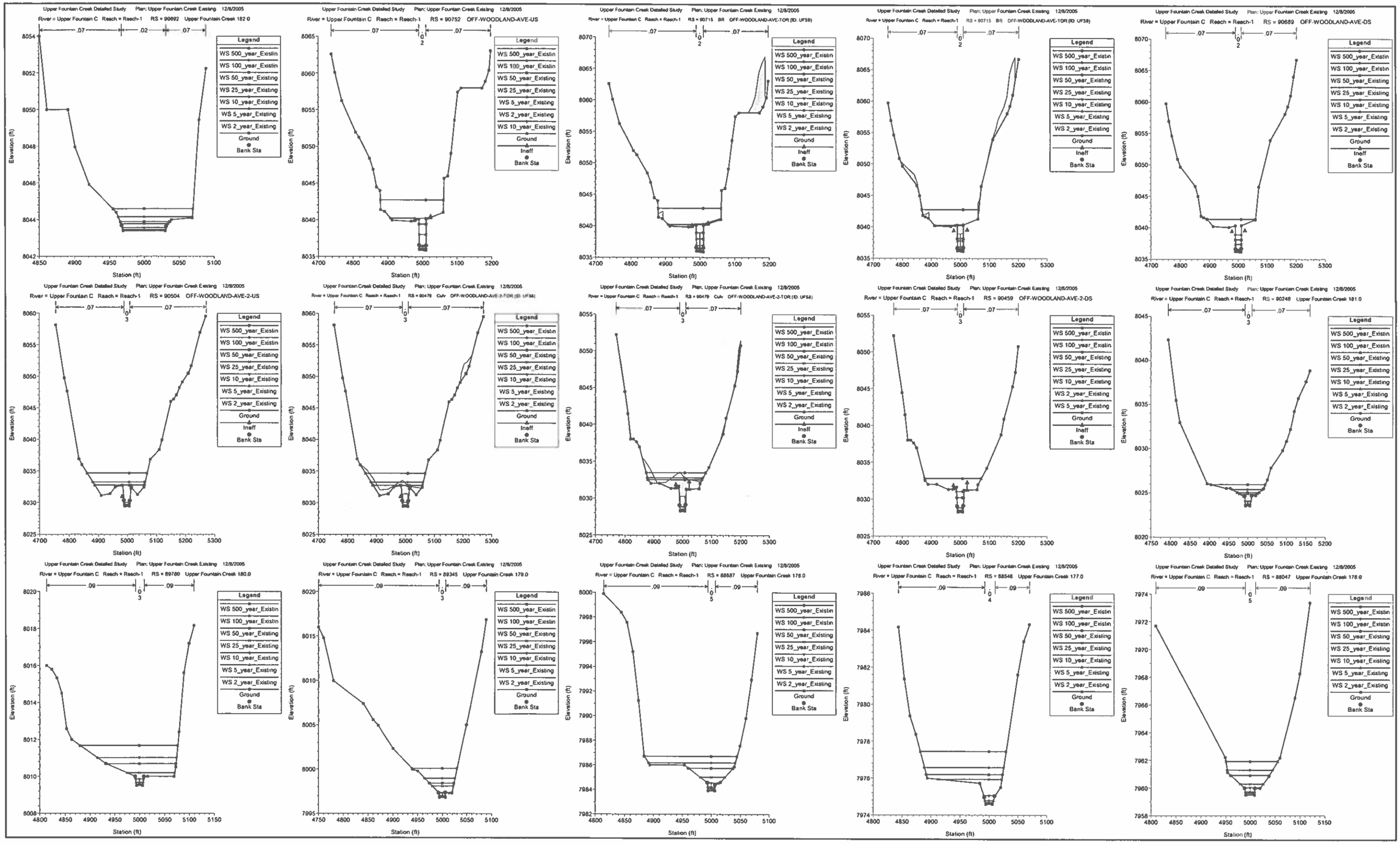
Upper Fountain Creek Detailed Study Plan: Upper Fountain Creek Existing 12/8/2005
River = Upper Fountain C Reach = Reach-1 RS = 90892 Upper Fountain Creek 182.0
River = Upper Fountain C Reach = Reach-1 RS = 90752 OFF-WOODLAND-AVE-US
River = Upper Fountain C Reach = Reach-1 RS = 90715 BR OFF-WOODLAND-AVE-TOR (ID: UF59)
River = Upper Fountain C Reach = Reach-1 RS = 90689 OFF-WOODLAND-AVE-DS
River = Upper Fountain C Reach = Reach-1 RS = 90504 OFF-WOODLAND-AVE-2-US
River = Upper Fountain C Reach = Reach-1 RS = 90478 Culv OFF-WOODLAND-AVE-2-TOR (ID: UF58)
River = Upper Fountain C Reach = Reach-1 RS = 90459 OFF-WOODLAND-AVE-2-DS
River = Upper Fountain C Reach = Reach-1 RS = 90248 Upper Fountain Creek 181.0
River = Upper Fountain C Reach = Reach-1 RS = 89780 Upper Fountain Creek 180.0
River = Upper Fountain C Reach = Reach-1 RS = 89345 Upper Fountain Creek 179.0
River = Upper Fountain C Reach = Reach-1 RS = 88887 Upper Fountain Creek 178.0
River = Upper Fountain C Reach = Reach-1 RS = 88546 Upper Fountain Creek 177.0
River = Upper Fountain C Reach = Reach-1 RS = 88047 Upper Fountain Creek 176.0
Legend
WS 500_year_Existing
WS 100_year_Existing
WS 50_year_Existing
WS 25_year_Existing
WS 10_year_Existing
WS 5_year_Existing
WS 2_year_Existing
Ground
Ineff
Bank Sta
Elevation (ft)
Station (ft)

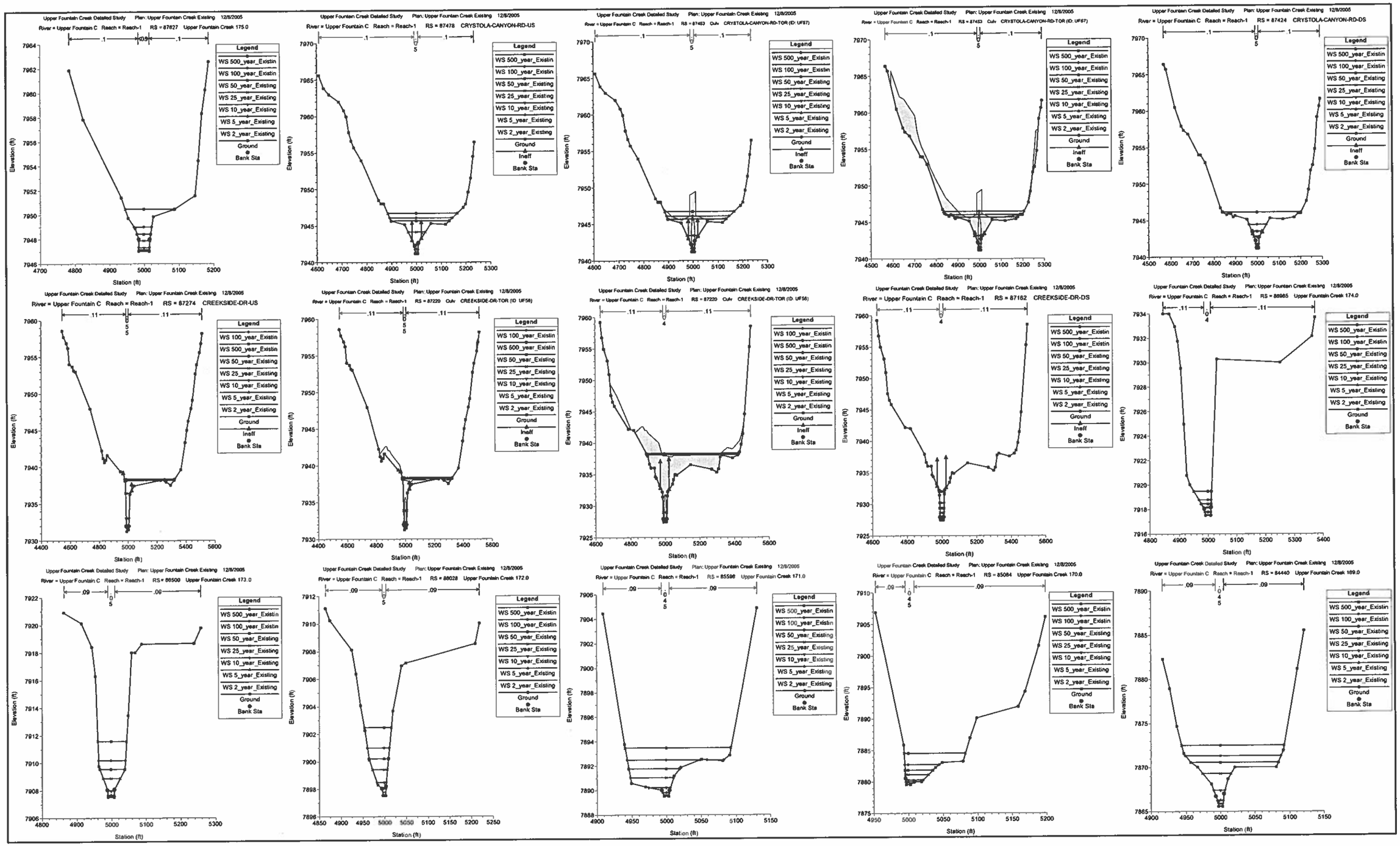
Upper Fountain Creek Detailed Study Plan: Upper Fountain Creek Existing 12/8/2005
River = Upper Fountain C Reach = Reach-1 RS = 87827 Upper Fountain Creek 175.0
River = Upper Fountain C Reach = Reach-1 RS = 87478 CRYSTOLA-CANYON-RD-US
River = Upper Fountain C Reach = Reach-1 RS = 87453 Culv CRYSTOLA-CANYON-RD-TOR (ID: UF67)
River = Upper Fountain C Reach = Reach-1 RS = 87424 CRYSTOLA-CANYON-RD-DS
River = Upper Fountain C Reach = Reach-1 RS = 87274 CREEKSIDE-DR-US
River = Upper Fountain C Reach = Reach-1 RS = 87220 Culv CREEKSIDE-DR-TOR (ID: UF56)
River = Upper Fountain C Reach = Reach-1 RS = 87162 CREEKSIDE-DR-DS
River = Upper Fountain C Reach = Reach-1 RS = 86985 Upper Fountain Creek 174.0
River = Upper Fountain C Reach = Reach-1 RS = 86500 Upper Fountain Creek 173.0
River = Upper Fountain C Reach = Reach-1 RS = 86028 Upper Fountain Creek 172.0
River = Upper Fountain C Reach = Reach-1 RS = 85598 Upper Fountain Creek 171.0
River = Upper Fountain C Reach = Reach-1 RS = 85084 Upper Fountain Creek 170.0
River = Upper Fountain C Reach = Reach-1 RS = 84440 Upper Fountain Creek 169.0
Legend
WS 500_year_Existin
WS 100_year_Existin
WS 50_year_Existing
WS 25_year_Existing
WS 10_year_Existing
WS 5_year_Existing
WS 2_year_Existing
Ground
Ineff
Bank Sta
Elevation (ft)
Station (ft)

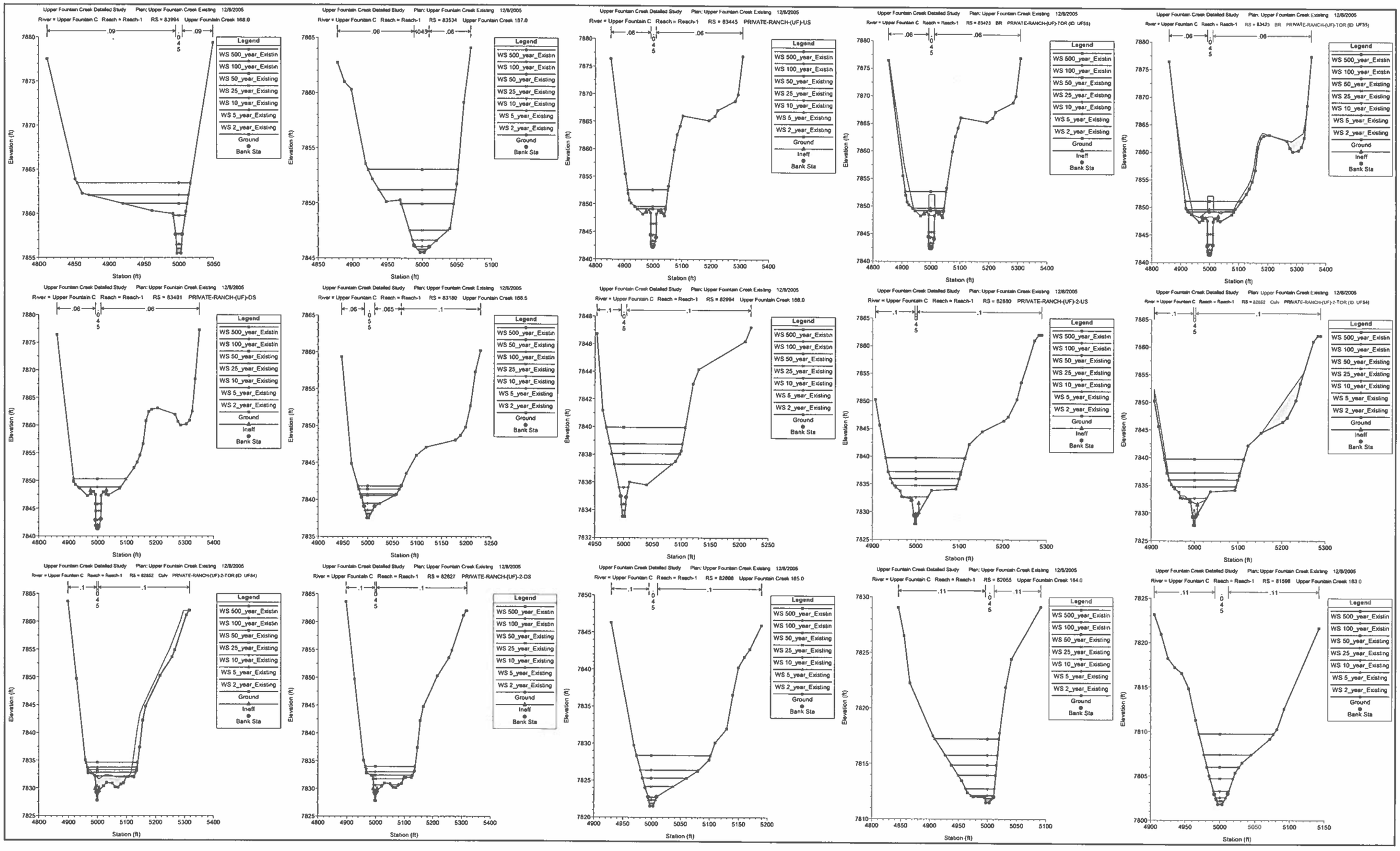
Upper Fountain Creek Detailed Study Plan: Upper Fountain Creek Existing 12/8/2005
River = Upper Fountain C Reach = Reach-1 RS = 83994 Upper Fountain Creek 188.0
River = Upper Fountain C Reach = Reach-1 RS = 83534 Upper Fountain Creek 187.0
River = Upper Fountain C Reach = Reach-1 RS = 83445 PRIVATE-RANCH-(UF)-US
River = Upper Fountain C Reach = Reach-1 RS = 83423 BR PRIVATE-RANCH-(UF)-TOR (ID UF55)
River = Upper Fountain C Reach = Reach-1 RS = 83401 PRIVATE-RANCH-(UF)-DS
River = Upper Fountain C Reach = Reach-1 RS = 83180 Upper Fountain Creek 186.5
River = Upper Fountain C Reach = Reach-1 RS = 82994 Upper Fountain Creek 186.0
River = Upper Fountain C Reach = Reach-1 RS = 82880 PRIVATE-RANCH-(UF)-2-US
River = Upper Fountain C Reach = Reach-1 RS = 82852 Culv PRIVATE-RANCH-(UF)-2-TOR (ID UF54)
River = Upper Fountain C Reach = Reach-1 RS = 82627 PRIVATE-RANCH-(UF)-2-DS
River = Upper Fountain C Reach = Reach-1 RS = 82608 Upper Fountain Creek 185.0
River = Upper Fountain C Reach = Reach-1 RS = 82055 Upper Fountain Creek 184.0
River = Upper Fountain C Reach = Reach-1 RS = 81598 Upper Fountain Creek 183.0
Legend
WS 500_year_Existin
WS 100_year_Existin
WS 50_year_Existing
WS 25_year_Existing
WS 10_year_Existing
WS 5_year_Existing
WS 2_year_Existing
Ground
Ineff
Bank Sta
Elevation (ft)
Station (ft)

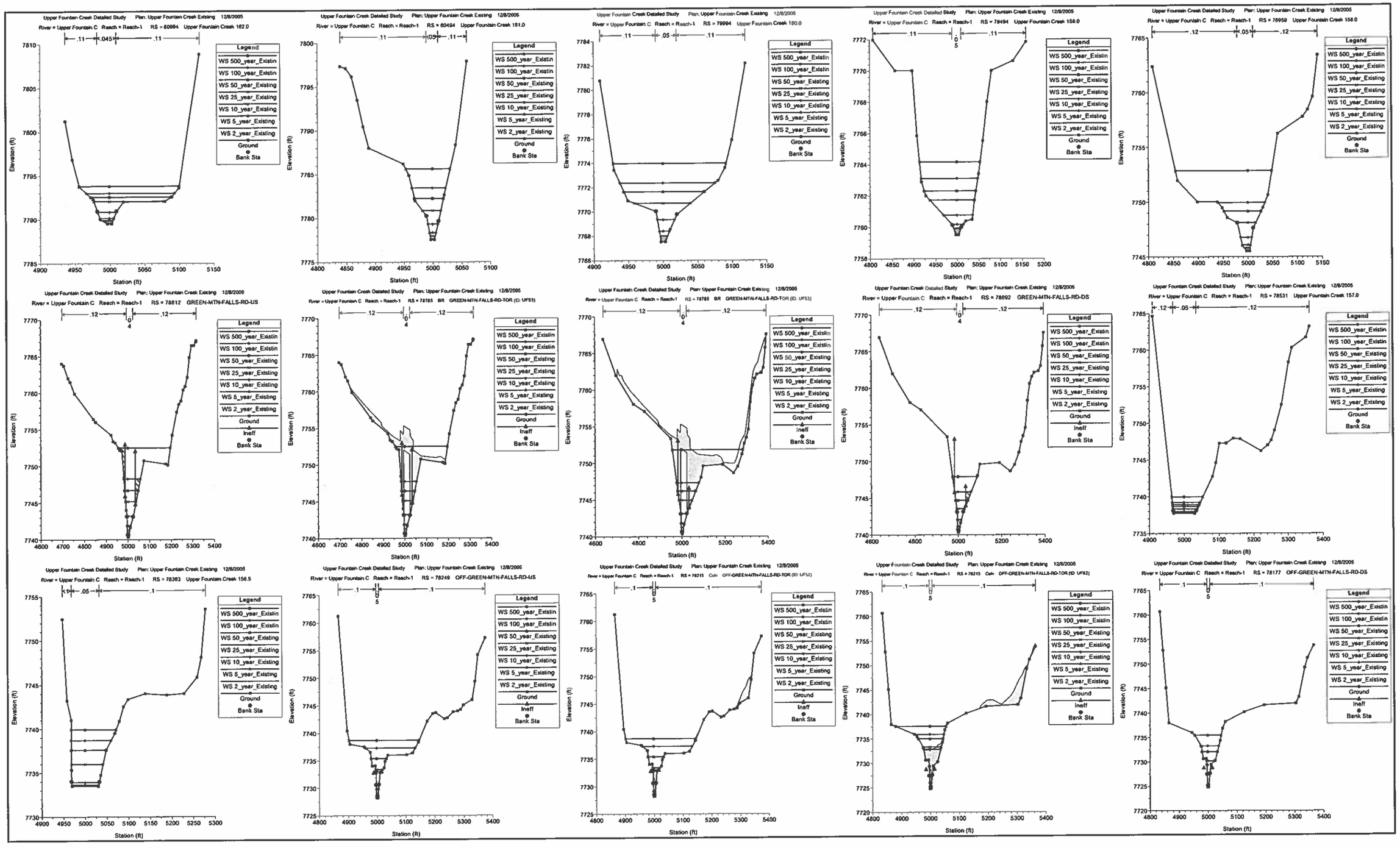
Upper Fountain Creek Detailed Study Plan: Upper Fountain Creek Existing 12/8/2005
River = Upper Fountain C Reach = Reach-1 RS = 80994 Upper Fountain Creek 182.0
River = Upper Fountain C Reach = Reach-1 RS = 80494 Upper Fountain Creek 181.0
River = Upper Fountain C Reach = Reach-1 RS = 79994 Upper Fountain Creek 180.0
River = Upper Fountain C Reach = Reach-1 RS = 79494 Upper Fountain Creek 159.0
River = Upper Fountain C Reach = Reach-1 RS = 78959 Upper Fountain Creek 158.0
River = Upper Fountain C Reach = Reach-1 RS = 78812 GREEN-MTN-FALLS-RD-US
River = Upper Fountain C Reach = Reach-1 RS = 78785 BR GREEN-MTN-FALLS-RD-TOR (ID: UF53)
River = Upper Fountain C Reach = Reach-1 RS = 78892 GREEN-MTN-FALLS-RD-DS
River = Upper Fountain C Reach = Reach-1 RS = 78531 Upper Fountain Creek 157.0
River = Upper Fountain C Reach = Reach-1 RS = 78383 Upper Fountain Creek 156.5
River = Upper Fountain C Reach = Reach-1 RS = 78249 OFF-GREEN-MTN-FALLS-RD-US
River = Upper Fountain C Reach = Reach-1 RS = 78215 Culv OFF-GREEN-MTN-FALLS-RD-TOR (ID: UF52)
River = Upper Fountain C Reach = Reach-1 RS = 78177 OFF-GREEN-MTN-FALLS-RD-DS
Legend
WS 500_year_Existin
WS 100_year_Existin
WS 50_year_Existing
WS 25_year_Existing
WS 10_year_Existing
WS 5_year_Existing
WS 2_year_Existing
Ground
Ineff
Bank Sta
Elevation (ft)
Station (ft)

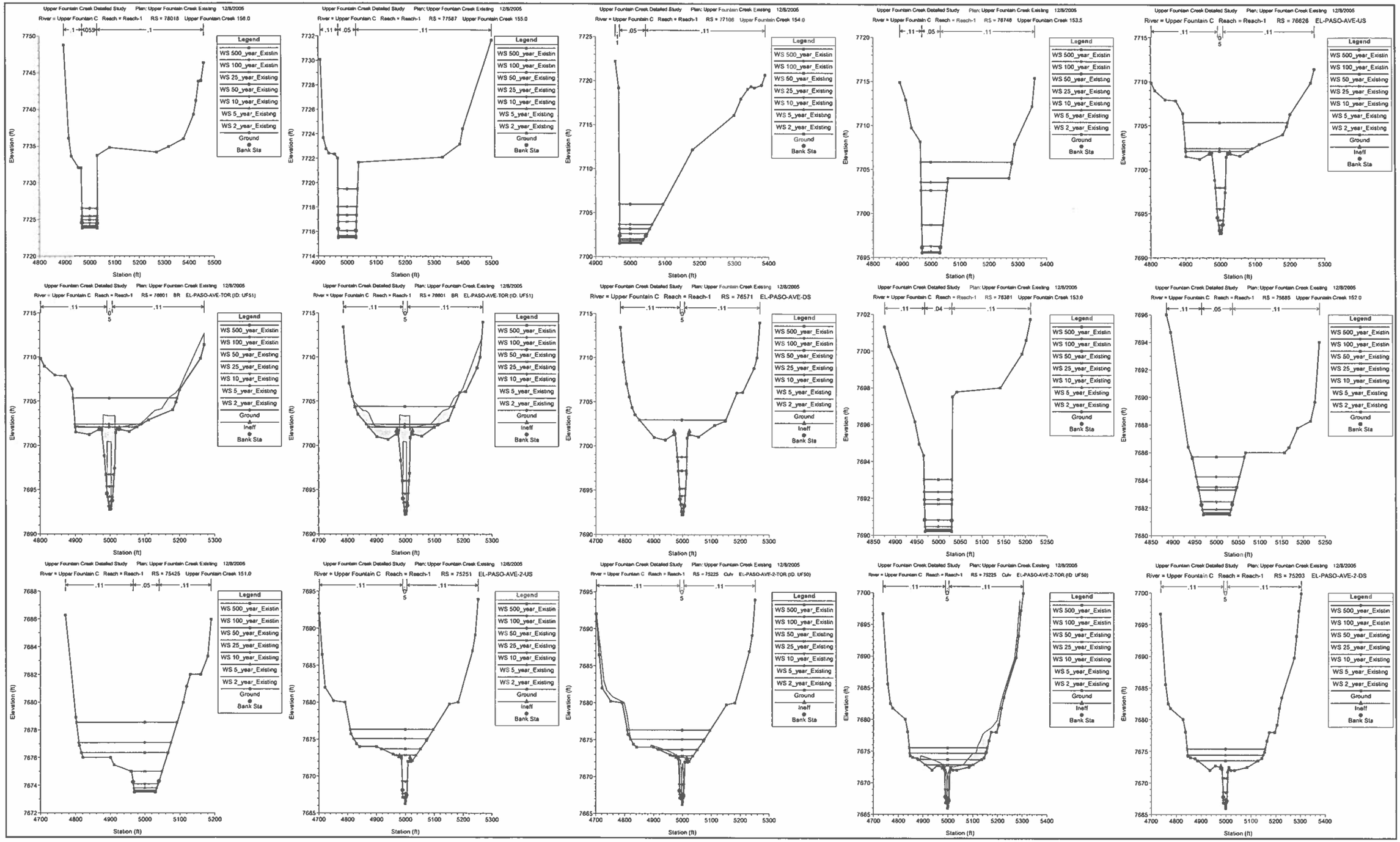
Upper Fountain Creek Detailed Study Plan: Upper Fountain Creek Existing 12/8/2005
River = Upper Fountain C Reach = Reach-1 RS = 78018 Upper Fountain Creek 156.0
River = Upper Fountain C Reach = Reach-1 RS = 77587 Upper Fountain Creek 155.0
River = Upper Fountain C Reach = Reach-1 RS = 77108 Upper Fountain Creek 154.0
River = Upper Fountain C Reach = Reach-1 RS = 76748 Upper Fountain Creek 153.5
River = Upper Fountain C Reach = Reach-1 RS = 76626 EL-PASO-AVE-US
River = Upper Fountain C Reach = Reach-1 RS = 76601 BR EL-PASO-AVE-TOR (ID: UF51)
River = Upper Fountain C Reach = Reach-1 RS = 76601 BR EL-PASO-AVE-TOR (ID: UF51)
River = Upper Fountain C Reach = Reach-1 RS = 76571 EL-PASO-AVE-DS
River = Upper Fountain C Reach = Reach-1 RS = 76381 Upper Fountain Creek 153.0
River = Upper Fountain C Reach = Reach-1 RS = 75885 Upper Fountain Creek 152.0
River = Upper Fountain C Reach = Reach-1 RS = 75425 Upper Fountain Creek 151.0
River = Upper Fountain C Reach = Reach-1 RS = 75251 EL-PASO-AVE-2-US
River = Upper Fountain C Reach = Reach-1 RS = 75225 Culv EL-PASO-AVE-2-TOR (ID: UF50)
River = Upper Fountain C Reach = Reach-1 RS = 75225 Culv EL-PASO-AVE-2-TOR (ID: UF50)
River = Upper Fountain C Reach = Reach-1 RS = 75203 EL-PASO-AVE-2-DS
Legend
WS 500_year_Existin
WS 100_year_Existin
WS 50_year_Existing
WS 25_year_Existing
WS 10_year_Existing
WS 5_year_Existing
WS 2_year_Existing
Ground
Ineff
Bank Sta
Elevation (ft)
Station (ft)

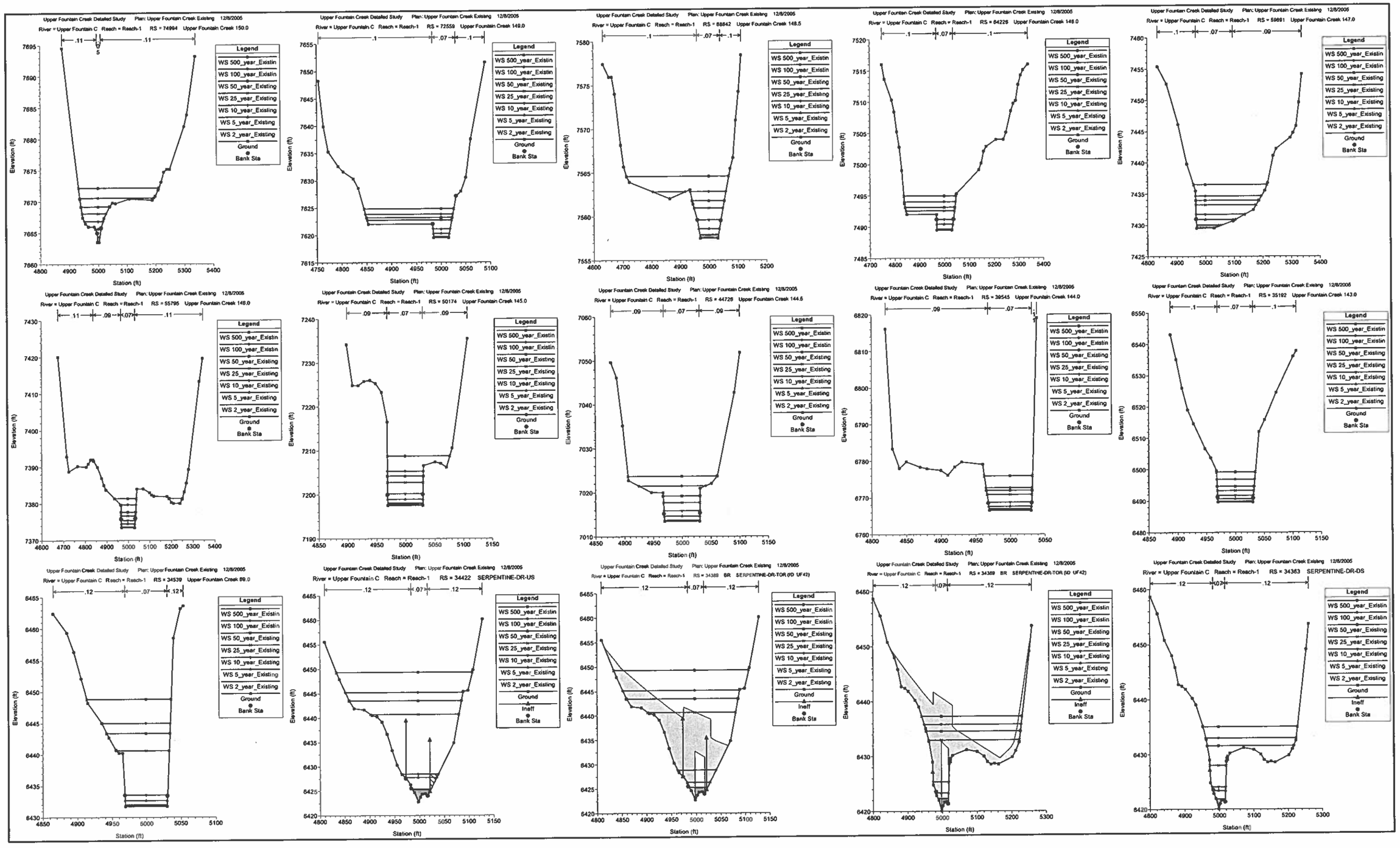
Upper Fountain Creek Detailed Study Plan: Upper Fountain Creek Existing 12/8/2005
River = Upper Fountain C Reach = Reach-1 RS = 74994 Upper Fountain Creek 150.0
River = Upper Fountain C Reach = Reach-1 RS = 72559 Upper Fountain Creek 149.0
River = Upper Fountain C Reach = Reach-1 RS = 68842 Upper Fountain Creek 148.5
River = Upper Fountain C Reach = Reach-1 RS = 64226 Upper Fountain Creek 148.0
River = Upper Fountain C Reach = Reach-1 RS = 59691 Upper Fountain Creek 147.0
River = Upper Fountain C Reach = Reach-1 RS = 55795 Upper Fountain Creek 146.0
River = Upper Fountain C Reach = Reach-1 RS = 50174 Upper Fountain Creek 145.0
River = Upper Fountain C Reach = Reach-1 RS = 44728 Upper Fountain Creek 144.5
River = Upper Fountain C Reach = Reach-1 RS = 39545 Upper Fountain Creek 144.0
River = Upper Fountain C Reach = Reach-1 RS = 35192 Upper Fountain Creek 143.0
River = Upper Fountain C Reach = Reach-1 RS = 34539 Upper Fountain Creek 89.0
River = Upper Fountain C Reach = Reach-1 RS = 34422 SERPENTINE-DR-US
River = Upper Fountain C Reach = Reach-1 RS = 34389 BR SERPENTINE-DR-TOR (5D UF42)
River = Upper Fountain C Reach = Reach-1 RS = 34389 BR SERPENTINE-DR-TOR (5D UF42)
River = Upper Fountain C Reach = Reach-1 RS = 34363 SERPENTINE-DR-DS
Elevation (ft)
Station (ft)
Legend
WS 500_year_Existin
WS 100_year_Existin
WS 50_year_Existing
WS 25_year_Existing
WS 10_year_Existing
WS 5_year_Existing
WS 2_year_Existing
Ground
Ineff
Bank Sta

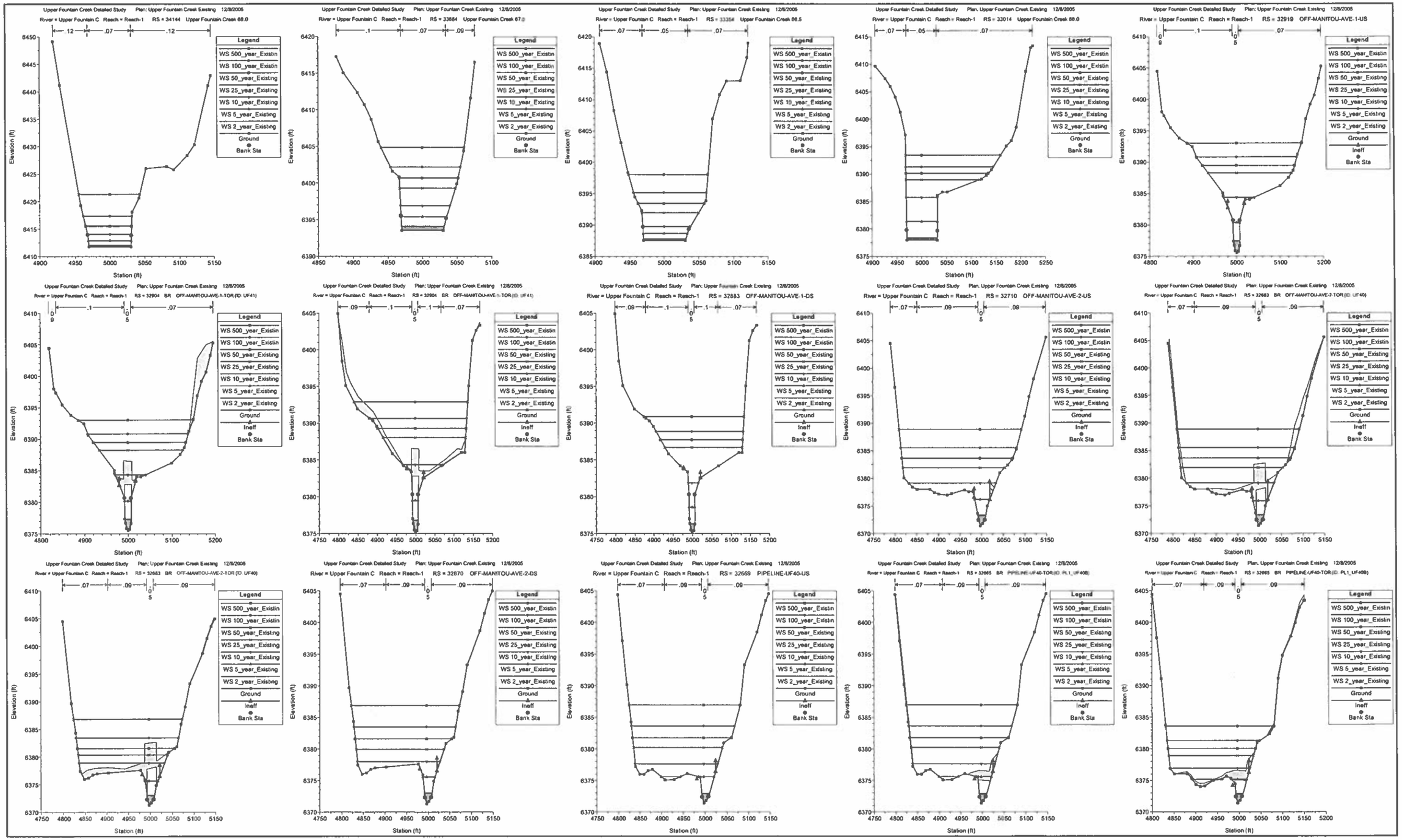
Upper Fountain Creek Detailed Study Plan: Upper Fountain Creek Existing 12/8/2005
River = Upper Fountain C Reach = Reach-1 RS = 34144 Upper Fountain Creek 68.0
River = Upper Fountain C Reach = Reach-1 RS = 33884 Upper Fountain Creek 67.0
River = Upper Fountain C Reach = Reach-1 RS = 33354 Upper Fountain Creek 66.5
River = Upper Fountain C Reach = Reach-1 RS = 33014 Upper Fountain Creek 66.0
River = Upper Fountain C Reach = Reach-1 RS = 32919 OFF-MANITOU-AVE-1-US
River = Upper Fountain C Reach = Reach-1 RS = 32904 BR OFF-MANITOU-AVE-1-TOR (ID: UF41)
River = Upper Fountain C Reach = Reach-1 RS = 32883 OFF-MANITOU-AVE-1-DS
River = Upper Fountain C Reach = Reach-1 RS = 32710 OFF-MANITOU-AVE-2-US
River = Upper Fountain C Reach = Reach-1 RS = 32683 BR OFF-MANITOU-AVE-2-TOR (ID: UF40)
River = Upper Fountain C Reach = Reach-1 RS = 32683 BR OFF-MANITOU-AVE-2-TOR (ID: UF40)
River = Upper Fountain C Reach = Reach-1 RS = 32670 OFF-MANITOU-AVE-2-DS
River = Upper Fountain C Reach = Reach-1 RS = 32669 PIPELINE-UF40-US
River = Upper Fountain C Reach = Reach-1 RS = 32665 BR PIPELINE-UF40-TOR (ID: PL1_UF40B)
River = Upper Fountain C Reach = Reach-1 RS = 32665 BR PIPELINE-UF40-TOR (ID: PL1_UF40B)
Legend
WS 500_year_Existin
WS 100_year_Existin
WS 50_year_Existing
WS 25_year_Existing
WS 10_year_Existing
WS 5_year_Existing
WS 2_year_Existing
Ground
Ineff
Bank Sta
Elevation (ft)
Station (ft)

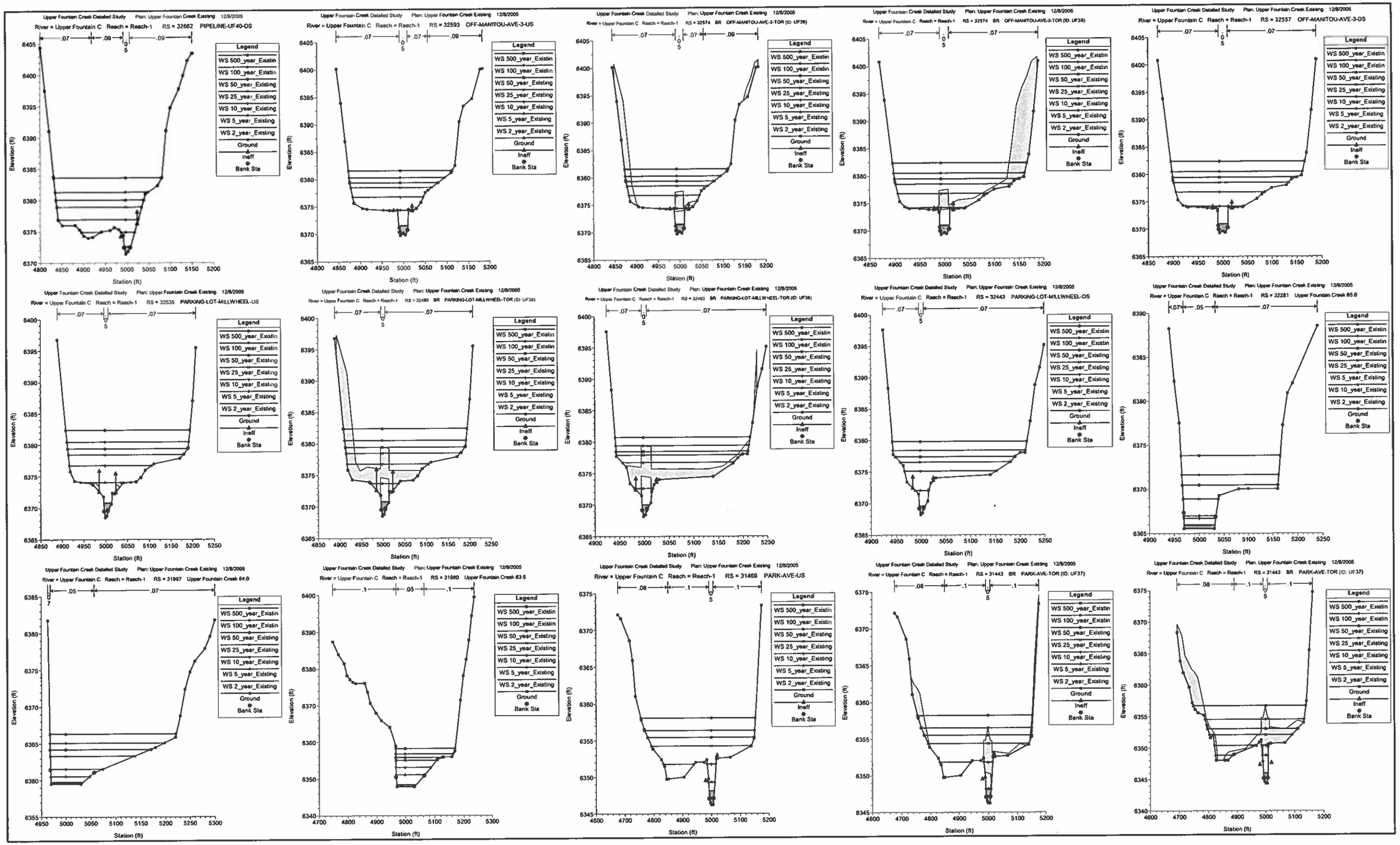
Upper Fountain Creek Detailed Study Plan: Upper Fountain Creek Existing 12/8/2005
River = Upper Fountain C Reach = Reach-1 RS = 32662 PIPELINE-UF40-DS
River = Upper Fountain C Reach = Reach-1 RS = 32593 OFF-MANITOU-AVE-3-US
River = Upper Fountain C Reach = Reach-1 RS = 32574 BR OFF-MANITOU-AVE-3-TOR (ID: UF39)
River = Upper Fountain C Reach = Reach-1 RS = 32557 OFF-MANITOU-AVE-3-DS
River = Upper Fountain C Reach = Reach-1 RS = 32535 PARKING-LOT-MILLWHEEL-US
River = Upper Fountain C Reach = Reach-1 RS = 32493 BR PARKING-LOT-MILLWHEEL-TOR (ID: UF38)
River = Upper Fountain C Reach = Reach-1 RS = 32443 PARKING-LOT-MILLWHEEL-DS
River = Upper Fountain C Reach = Reach-1 RS = 32281 Upper Fountain Creek 65.0
River = Upper Fountain C Reach = Reach-1 RS = 31997 Upper Fountain Creek 64.0
River = Upper Fountain C Reach = Reach-1 RS = 31580 Upper Fountain Creek 63.5
River = Upper Fountain C Reach = Reach-1 RS = 31469 PARK-AVE-US
River = Upper Fountain C Reach = Reach-1 RS = 31443 BR PARK-AVE-TOR (ID: UF37)
Legend
WS 500_year_Existin
WS 100_year_Existin
WS 50_year_Existing
WS 25_year_Existing
WS 10_year_Existing
WS 5_year_Existing
WS 2_year_Existing
Ground
Ineff
Bank Sta
Elevation (ft)
Station (ft)

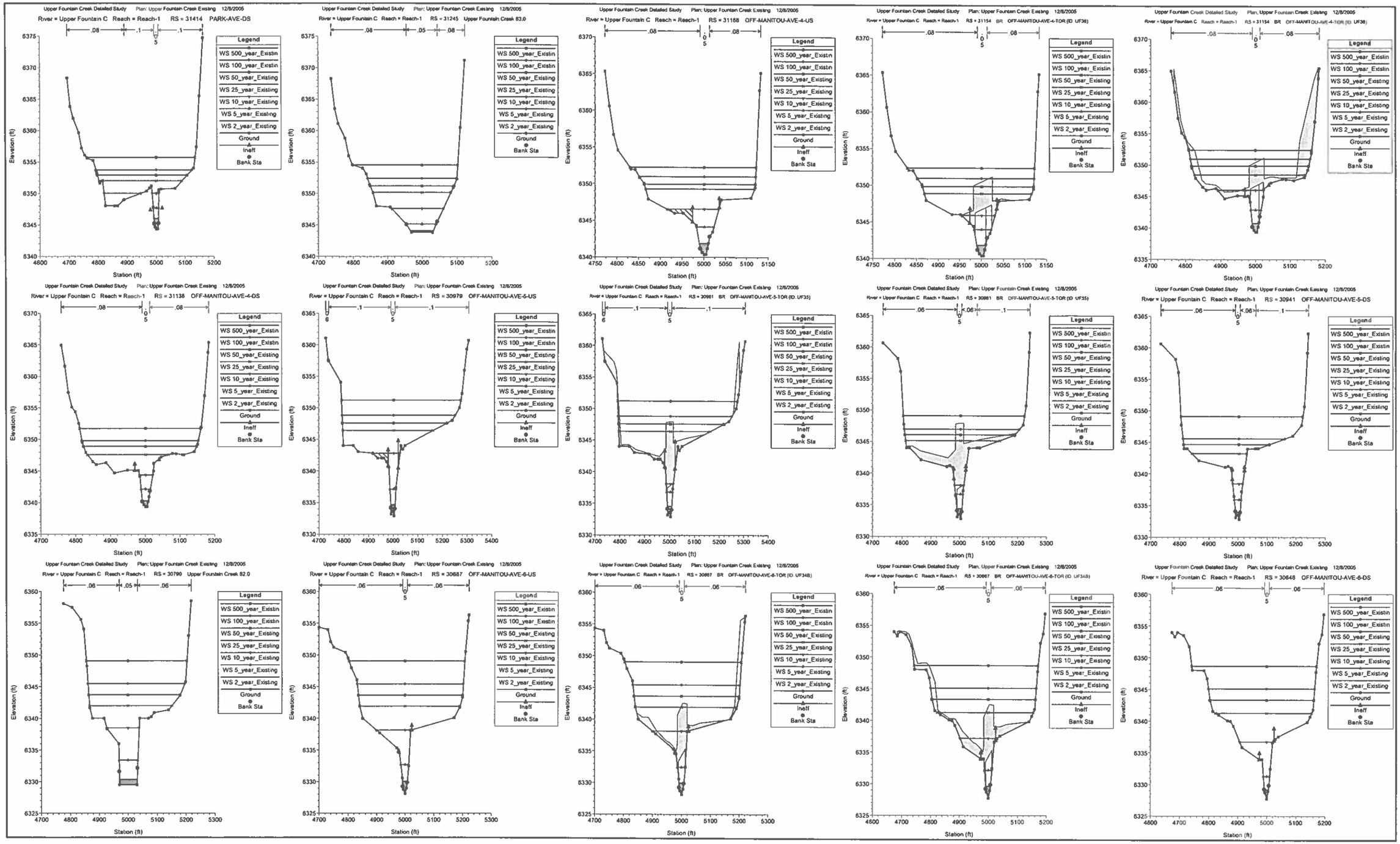
Upper Fountain Creek Detailed Study Plan: Upper Fountain Creek Existing 12/8/2005
River = Upper Fountain C Reach = Reach-1 RS = 31414 PARK-AVE-DS
River = Upper Fountain C Reach = Reach-1 RS = 31245 Upper Fountain Creek 83.0
River = Upper Fountain C Reach = Reach-1 RS = 31188 OFF-MANITOU-AVE-4-US
River = Upper Fountain C Reach = Reach-1 RS = 31154 BR OFF-MANITOU-AVE-4-TOR (ID: UF36)
River = Upper Fountain C Reach = Reach-1 RS = 31138 OFF-MANITOU-AVE-4-DS
River = Upper Fountain C Reach = Reach-1 RS = 30979 OFF-MANITOU-AVE-5-US
River = Upper Fountain C Reach = Reach-1 RS = 30981 BR OFF-MANITOU-AVE-5-TOR (ID: UF35)
River = Upper Fountain C Reach = Reach-1 RS = 30941 OFF-MANITOU-AVE-5-DS
River = Upper Fountain C Reach = Reach-1 RS = 30790 Upper Fountain Creek 82.0
River = Upper Fountain C Reach = Reach-1 RS = 30687 OFF-MANITOU-AVE-6-US
River = Upper Fountain C Reach = Reach-1 RS = 30687 BR OFF-MANITOU-AVE-6-TOR (ID: UF34B)
River = Upper Fountain C Reach = Reach-1 RS = 30648 OFF-MANITOU-AVE-6-DS
Legend
WS 500_year_Existing
WS 100_year_Existing
WS 50_year_Existing
WS 25_year_Existing
WS 10_year_Existing
WS 5_year_Existing
WS 2_year_Existing
Ground
Ineff
Bank Sta
Elevation (ft)
Station (ft)

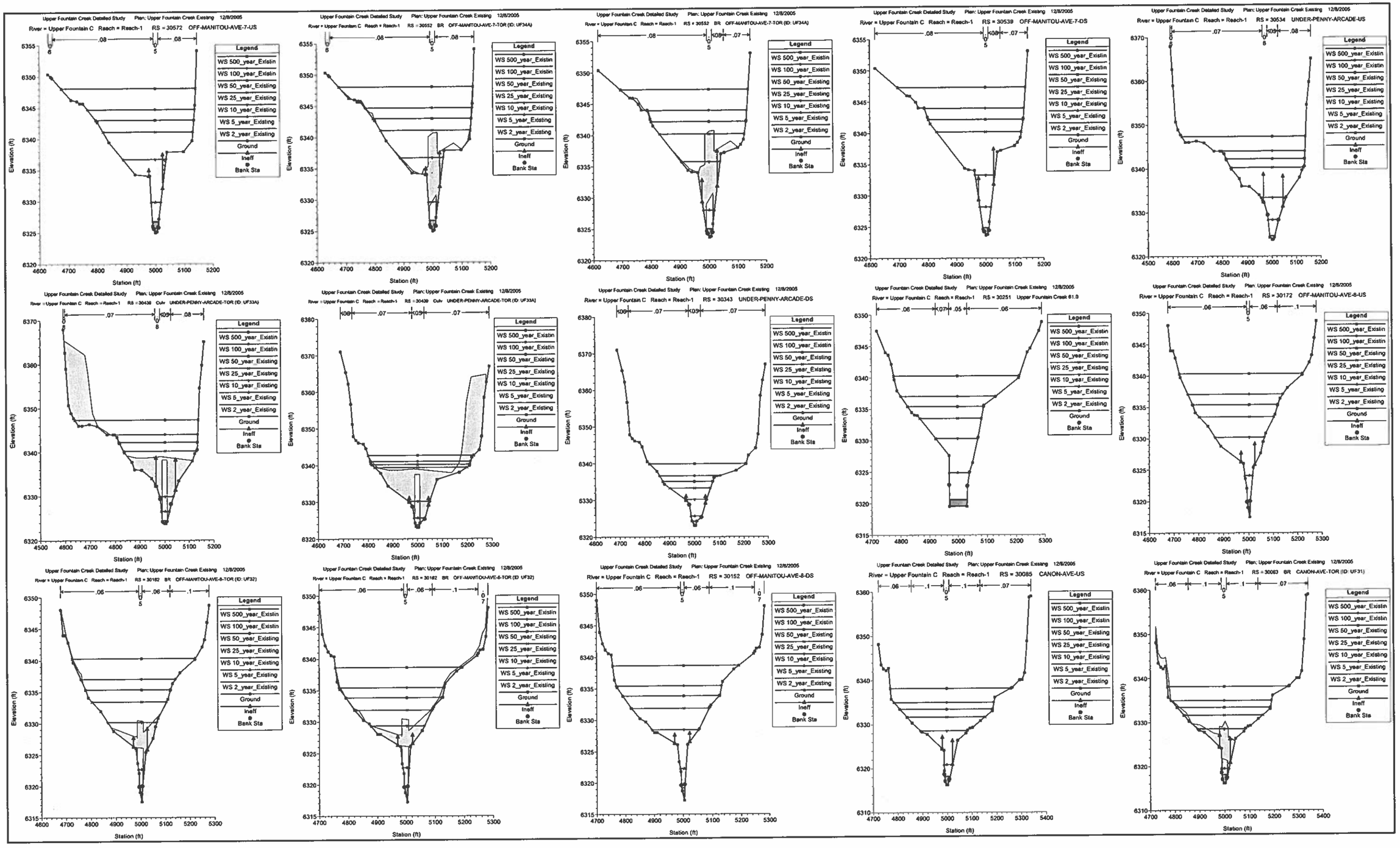
Upper Fountain Creek Detailed Study Plan: Upper Fountain Creek Existing 12/8/2005
River = Upper Fountain C Reach = Reach-1 RS = 30572 OFF-MANITOU-AVE-7-US
River = Upper Fountain C Reach = Reach-1 RS = 30552 BR OFF-MANITOU-AVE-7-TOR (ID: UF34A)
River = Upper Fountain C Reach = Reach-1 RS = 30539 OFF-MANITOU-AVE-7-DS
River = Upper Fountain C Reach = Reach-1 RS = 30534 UNDER-PENNY-ARCADE-US
River = Upper Fountain C Reach = Reach-1 RS = 30439 Culv UNDER-PENNY-ARCADE-TOR (ID: UF33A)
River = Upper Fountain C Reach = Reach-1 RS = 30343 UNDER-PENNY-ARCADE-DS
River = Upper Fountain C Reach = Reach-1 RS = 30251 Upper Fountain Creek 61.0
River = Upper Fountain C Reach = Reach-1 RS = 30172 OFF-MANITOU-AVE-8-US
River = Upper Fountain C Reach = Reach-1 RS = 30162 BR OFF-MANITOU-AVE-8-TOR (ID: UF32)
River = Upper Fountain C Reach = Reach-1 RS = 30152 OFF-MANITOU-AVE-8-DS
River = Upper Fountain C Reach = Reach-1 RS = 30085 CANON-AVE-US
River = Upper Fountain C Reach = Reach-1 RS = 30083 BR CANON-AVE-TOR (ID: UF31)
Legend
WS 500_year_Existin
WS 100_year_Existin
WS 50_year_Existing
WS 25_year_Existing
WS 10_year_Existing
WS 5_year_Existing
WS 2_year_Existing
Ground
Ineff
Bank Sta
Elevation (ft)
Station (ft)

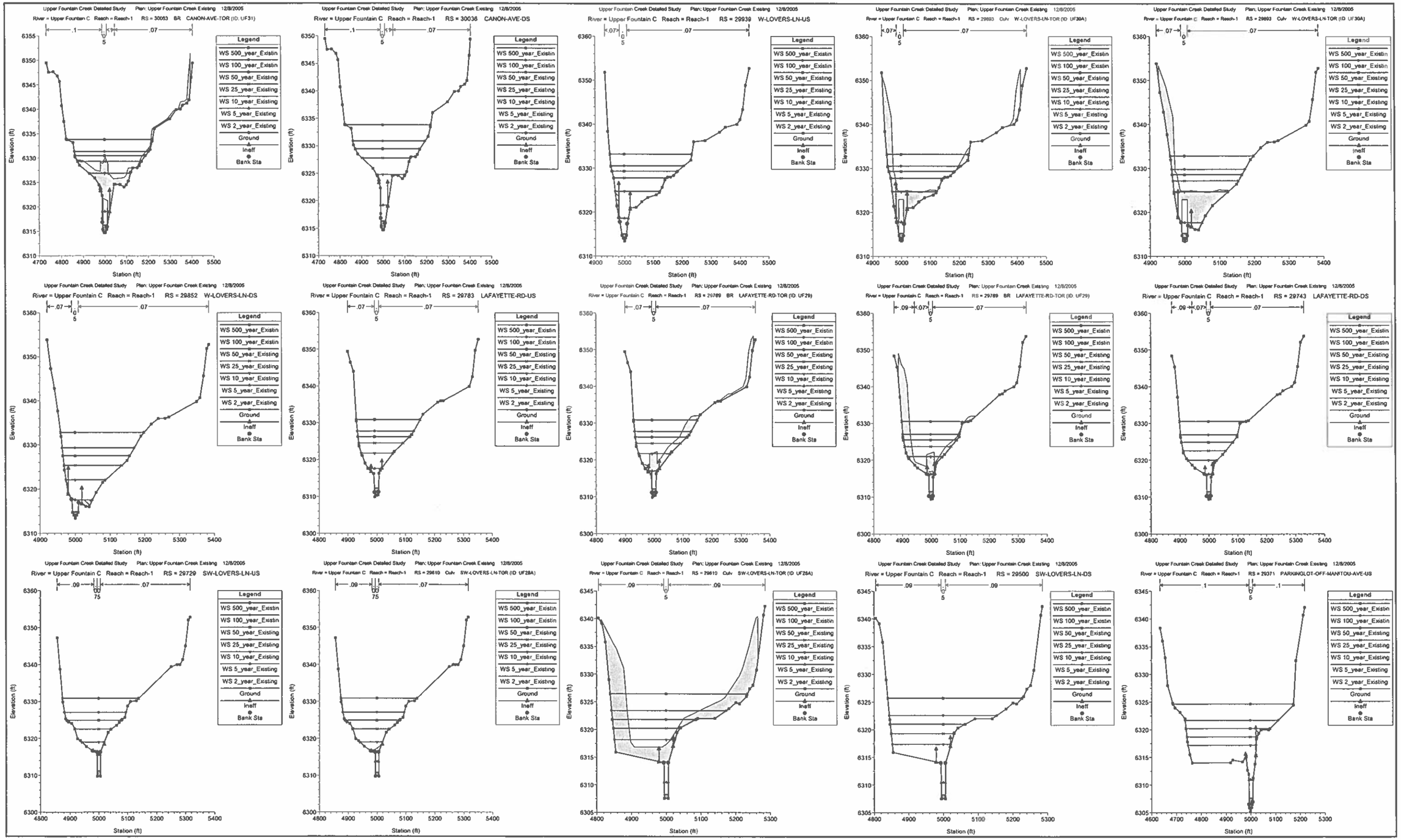
Upper Fountain Creek Detailed Study Plan: Upper Fountain Creek Existing 12/8/2005
River = Upper Fountain C Reach = Reach-1 RS = 30063 BR CANON-AVE-TOR (ID: UF31)
River = Upper Fountain C Reach = Reach-1 RS = 30036 CANON-AVE-DS
River = Upper Fountain C Reach = Reach-1 RS = 29939 W-LOVERS-LN-US
River = Upper Fountain C Reach = Reach-1 RS = 29893 Culv W-LOVERS-LN-TOR (ID: UF30A)
River = Upper Fountain C Reach = Reach-1 RS = 29852 W-LOVERS-LN-DS
River = Upper Fountain C Reach = Reach-1 RS = 29783 LAFAYETTE-RD-US
River = Upper Fountain C Reach = Reach-1 RS = 29789 BR LAFAYETTE-RD-TOR (ID: UF29)
River = Upper Fountain C Reach = Reach-1 RS = 29743 LAFAYETTE-RD-DS
River = Upper Fountain C Reach = Reach-1 RS = 29729 SW-LOVERS-LN-US
River = Upper Fountain C Reach = Reach-1 RS = 29610 Culv SW-LOVERS-LN-TOR (ID: UF28A)
River = Upper Fountain C Reach = Reach-1 RS = 29500 SW-LOVERS-LN-DS
River = Upper Fountain C Reach = Reach-1 RS = 29371 PARKINGLOT-OFF-MANITOU-AVE-US
Legend
WS 500_year_Existin
WS 100_year_Existin
WS 50_year_Existing
WS 25_year_Existing
WS 10_year_Existing
WS 5_year_Existing
WS 2_year_Existing
Ground
Ineff
Bank Sta
Elevation (ft)
Station (ft)


Upper Fountain Creek Detailed Study Plan: Upper Fountain Creek Existing 12/8/2005
River = Upper Fountain C Reach = Reach-1 RS = 29332 BR PARKINGLOT-OFF-MANITOU-AVE-TOR (ID: UF27)
River = Upper Fountain C Reach = Reach-1 RS = 29332 BR PARKINGLOT-OFF-MANITOU-AVE-TOR (ID: UF27)
River = Upper Fountain C Reach = Reach-1 RS = 29296 PARKINGLOT-OFF-MANITOU-AVE-DS
River = Upper Fountain C Reach = Reach-1 RS = 29083 Upper Fountain Creek 58.0
River = Upper Fountain C Reach = Reach-1 RS = 28803 Upper Fountain Creek 57.5
River = Upper Fountain C Reach = Reach-1 RS = 28530 Upper Fountain Creek 57.0
River = Upper Fountain C Reach = Reach-1 RS = 28424 EL-PASO-BLVD-US
River = Upper Fountain C Reach = Reach-1 RS = 28397 Culv EL-PASO-BLVD-TOR (ID: UF26)
River = Upper Fountain C Reach = Reach-1 RS = 28397 Culv EL-PASO-BLVD-TOR (ID: UF26)
River = Upper Fountain C Reach = Reach-1 RS = 28358 EL-PASO-BLVD-DS
River = Upper Fountain C Reach = Reach-1 RS = 28083 Upper Fountain Creek 56.0
River = Upper Fountain C Reach = Reach-1 RS = 27888 OLD-MAN-TRAIL-US
River = Upper Fountain C Reach = Reach-1 RS = 27859 BR OLD-MAN-TRAIL-TOR (ID: UF25)
River = Upper Fountain C Reach = Reach-1 RS = 27859 BR OLD-MAN-TRAIL-TOR (ID: UF25)
River = Upper Fountain C Reach = Reach-1 RS = 27823 OLD-MAN-TRAIL-DS
Legend
WS 500_year_Existin
WS 100_year_Existin
WS 50_year_Existing
WS 25_year_Existing
WS 10_year_Existing
WS 5_year_Existing
WS 2_year_Existing
Ground
Ineff
Bank Sta
Elevation (ft)
Station (ft)

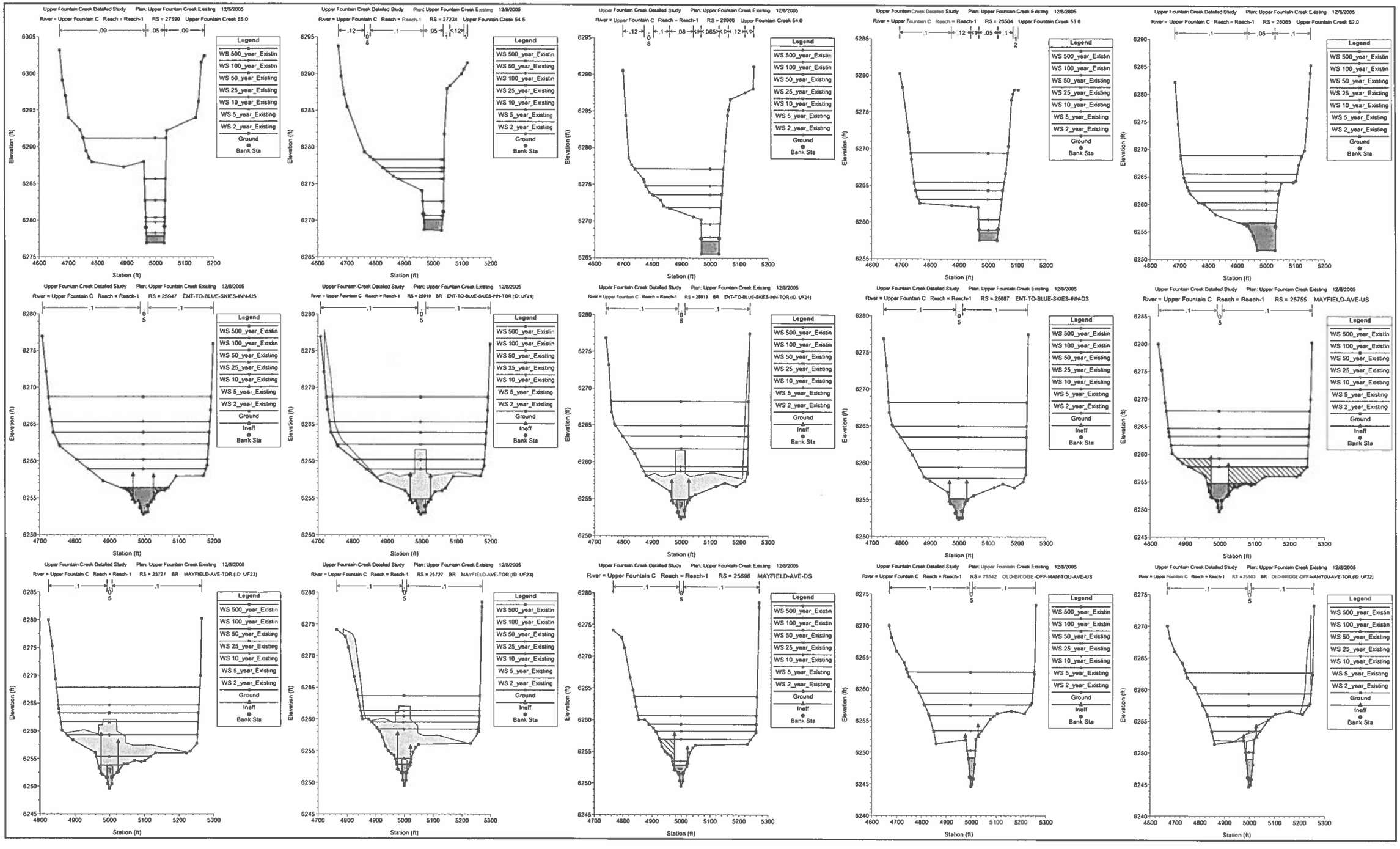
Upper Fountain Creek Detailed Study Plan: Upper Fountain Creek Existing 12/8/2005
River = Upper Fountain C Reach = Reach-1 RS = 27590 Upper Fountain Creek 55.0
River = Upper Fountain C Reach = Reach-1 RS = 27234 Upper Fountain Creek 54.5
River = Upper Fountain C Reach = Reach-1 RS = 26960 Upper Fountain Creek 54.0
River = Upper Fountain C Reach = Reach-1 RS = 26504 Upper Fountain Creek 53.0
River = Upper Fountain C Reach = Reach-1 RS = 26085 Upper Fountain Creek 52.0
River = Upper Fountain C Reach = Reach-1 RS = 25847 ENT-TO-BLUE-SKIES-INN-US
River = Upper Fountain C Reach = Reach-1 RS = 25919 BR ENT-TO-BLUE-SKIES-INN-TOR (ID: UF24)
River = Upper Fountain C Reach = Reach-1 RS = 25887 ENT-TO-BLUE-SKIES-INN-DS
River = Upper Fountain C Reach = Reach-1 RS = 25755 MAYFIELD-AVE-US
River = Upper Fountain C Reach = Reach-1 RS = 25727 BR MAYFIELD-AVE-TOR (ID: UF23)
River = Upper Fountain C Reach = Reach-1 RS = 25696 MAYFIELD-AVE-DS
River = Upper Fountain C Reach = Reach-1 RS = 25542 OLD-BRIDGE-OFF-MANITOU-AVE-US
River = Upper Fountain C Reach = Reach-1 RS = 25503 BR OLD-BRIDGE-OFF-MANITOU-AVE-TOR (ID: UF22)
Legend
WS 500_year_Existin
WS 100_year_Existin
WS 50_year_Existing
WS 25_year_Existing
WS 10_year_Existing
WS 5_year_Existing
WS 2_year_Existing
Ground
Ineff
Bank Sta
Elevation (ft)
Station (ft)

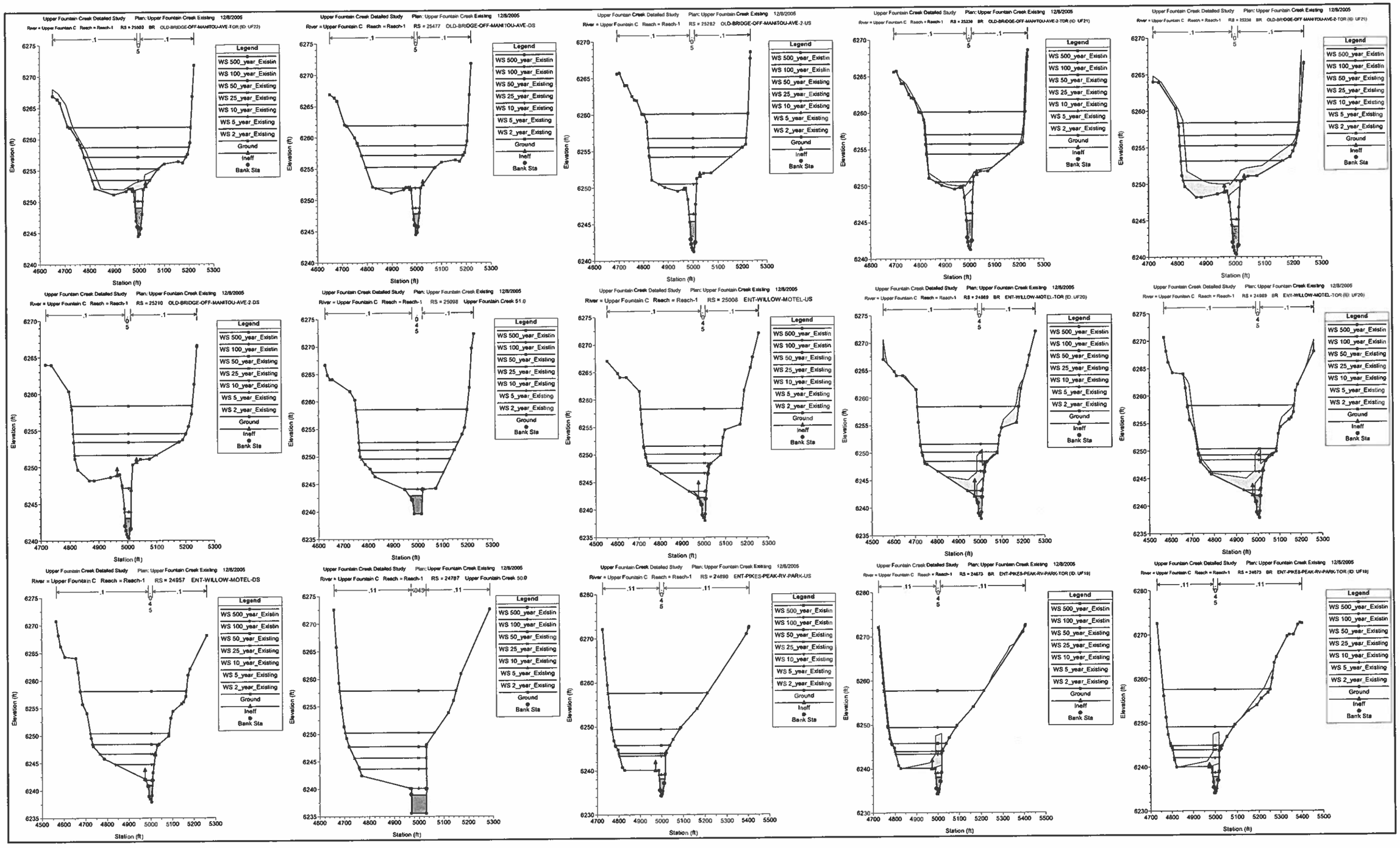
Upper Fountain Creek Detailed Study Plan: Upper Fountain Creek Existing 12/8/2005
River = Upper Fountain C Reach = Reach-1 RS = 25503 BR OLD-BRIDGE-OFF-MANITOU-AVE-TOR (ID: UF22)
River = Upper Fountain C Reach = Reach-1 RS = 25477 OLD-BRIDGE-OFF-MANITOU-AVE-DS
River = Upper Fountain C Reach = Reach-1 RS = 25282 OLD-BRIDGE-OFF-MANITOU-AVE-2-US
River = Upper Fountain C Reach = Reach-1 RS = 25239 BR OLD-BRIDGE-OFF-MANITOU-AVE-2-TOR (ID: UF21)
River = Upper Fountain C Reach = Reach-1 RS = 25234 BR OLD-BRIDGE-OFF-MANITOU-AVE-2-TOR (ID: UF21)
River = Upper Fountain C Reach = Reach-1 RS = 25210 OLD-BRIDGE-OFF-MANITOU-AVE-2-DS
River = Upper Fountain C Reach = Reach-1 RS = 25098 Upper Fountain Creek 51.0
River = Upper Fountain C Reach = Reach-1 RS = 25008 ENT-WILLOW-MOTEL-US
River = Upper Fountain C Reach = Reach-1 RS = 24989 BR ENT-WILLOW-MOTEL-TOR (ID: UF20)
River = Upper Fountain C Reach = Reach-1 RS = 24989 BR ENT-WILLOW-MOTEL-TOR (ID: UF20)
River = Upper Fountain C Reach = Reach-1 RS = 24957 ENT-WILLOW-MOTEL-DS
River = Upper Fountain C Reach = Reach-1 RS = 24787 Upper Fountain Creek 50.0
River = Upper Fountain C Reach = Reach-1 RS = 24690 ENT-PIKES-PEAK-RV-PARK-US
River = Upper Fountain C Reach = Reach-1 RS = 24673 BR ENT-PIKES-PEAK-RV-PARK-TOR (ID: UF19)
River = Upper Fountain C Reach = Reach-1 RS = 24673 BR ENT-PIKES-PEAK-RV-PARK-TOR (ID: UF19)
Legend
WS 500_year_Existin
WS 100_year_Existin
WS 50_year_Existing
WS 25_year_Existing
WS 10_year_Existing
WS 5_year_Existing
WS 2_year_Existing
Ground
Ineff
Bank Sta
Elevation (ft)
Station (ft)

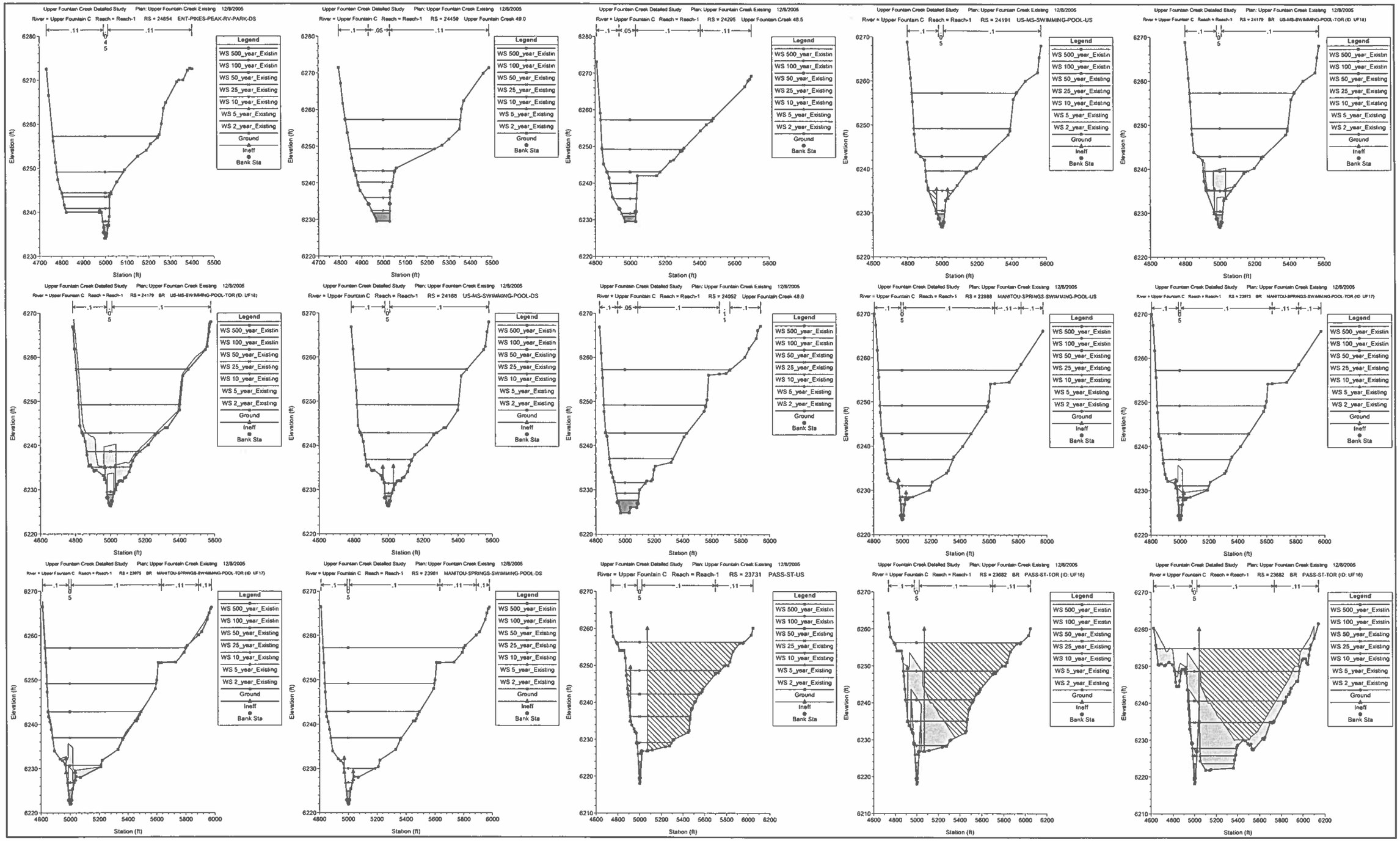
Upper Fountain Creek Detailed Study Plan: Upper Fountain Creek Existing 12/8/2005
River = Upper Fountain C Reach = Reach-1 RS = 24654 ENT-PIKES-PEAK-RV-PARK-DS
Upper Fountain Creek Detailed Study Plan: Upper Fountain Creek Existing 12/8/2005
River = Upper Fountain C Reach = Reach-1 RS = 24459 Upper Fountain Creek 49.0
Upper Fountain Creek Detailed Study Plan: Upper Fountain Creek Existing 12/8/2005
River = Upper Fountain C Reach = Reach-1 RS = 24295 Upper Fountain Creek 48.5
Upper Fountain Creek Detailed Study Plan: Upper Fountain Creek Existing 12/8/2005
River = Upper Fountain C Reach = Reach-1 RS = 24191 US-MS-SWIMMING-POOL-US
Upper Fountain Creek Detailed Study Plan: Upper Fountain Creek Existing 12/8/2005
River = Upper Fountain C Reach = Reach-1 RS = 24179 BR US-MS-SWIMMING-POOL-TOR (ID: UF18)
Upper Fountain Creek Detailed Study Plan: Upper Fountain Creek Existing 12/8/2005
River = Upper Fountain C Reach = Reach-1 RS = 24179 BR US-MS-SWIMMING-POOL-TOR (ID: UF18)
Upper Fountain Creek Detailed Study Plan: Upper Fountain Creek Existing 12/8/2005
River = Upper Fountain C Reach = Reach-1 RS = 24168 US-MS-SWIMMING-POOL-DS
Upper Fountain Creek Detailed Study Plan: Upper Fountain Creek Existing 12/8/2005
River = Upper Fountain C Reach = Reach-1 RS = 24052 Upper Fountain Creek 48.0
Upper Fountain Creek Detailed Study Plan: Upper Fountain Creek Existing 12/8/2005
River = Upper Fountain C Reach = Reach-1 RS = 23988 MANITOU-SPRINGS-SWIMMING-POOL-US
Upper Fountain Creek Detailed Study Plan: Upper Fountain Creek Existing 12/8/2005
River = Upper Fountain C Reach = Reach-1 RS = 23975 BR MANITOU-SPRINGS-SWIMMING-POOL-TOR (ID: UF17)
Upper Fountain Creek Detailed Study Plan: Upper Fountain Creek Existing 12/8/2005
River = Upper Fountain C Reach = Reach-1 RS = 23975 BR MANITOU-SPRINGS-SWIMMING-POOL-TOR (ID: UF17)
Upper Fountain Creek Detailed Study Plan: Upper Fountain Creek Existing 12/8/2005
River = Upper Fountain C Reach = Reach-1 RS = 23961 MANITOU-SPRINGS-SWIMMING-POOL-DS
Upper Fountain Creek Detailed Study Plan: Upper Fountain Creek Existing 12/8/2005
River = Upper Fountain C Reach = Reach-1 RS = 23731 PASS-ST-US
Upper Fountain Creek Detailed Study Plan: Upper Fountain Creek Existing 12/8/2005
River = Upper Fountain C Reach = Reach-1 RS = 23682 BR PASS-ST-TOR (ID: UF16)
Upper Fountain Creek Detailed Study Plan: Upper Fountain Creek Existing 12/8/2005
River = Upper Fountain C Reach = Reach-1 RS = 23682 BR PASS-ST-TOR (ID: UF16)
Legend
WS 500_year_Existin
WS 100_year_Existin
WS 50_year_Existing
WS 25_year_Existing
WS 10_year_Existing
WS 5_year_Existing
WS 2_year_Existing
Ground
Ineff
Bank Sta
Elevation (ft)
Station (ft)

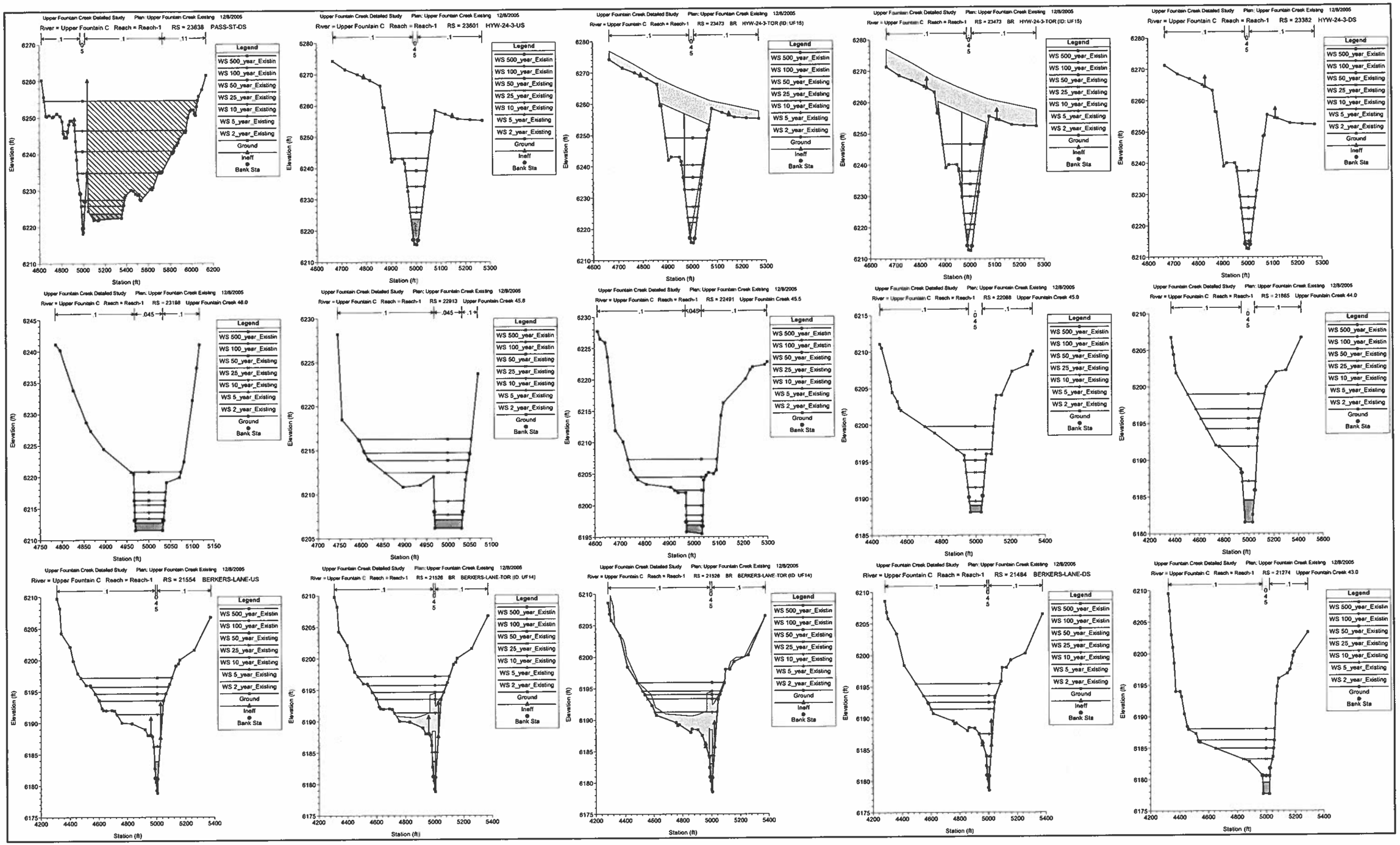
Upper Fountain Creek Detailed Study Plan: Upper Fountain Creek Existing 12/8/2005
River = Upper Fountain C Reach = Reach-1 RS = 23638 PASS-ST-DS
River = Upper Fountain C Reach = Reach-1 RS = 23601 HYW-24-3-US
River = Upper Fountain C Reach = Reach-1 RS = 23473 BR HYW-24-3-TOR (ID: UF15)
River = Upper Fountain C Reach = Reach-1 RS = 23473 BR HYW-24-3-TOR (ID: UF15)
River = Upper Fountain C Reach = Reach-1 RS = 23382 HYW-24-3-DS
River = Upper Fountain C Reach = Reach-1 RS = 23198 Upper Fountain Creek 46.0
River = Upper Fountain C Reach = Reach-1 RS = 22913 Upper Fountain Creek 45.8
River = Upper Fountain C Reach = Reach-1 RS = 22491 Upper Fountain Creek 45.5
River = Upper Fountain C Reach = Reach-1 RS = 22088 Upper Fountain Creek 45.0
River = Upper Fountain C Reach = Reach-1 RS = 21865 Upper Fountain Creek 44.0
River = Upper Fountain C Reach = Reach-1 RS = 21554 BERKERS-LANE-US
River = Upper Fountain C Reach = Reach-1 RS = 21526 BR BERKERS-LANE-TOR (ID: UF14)
River = Upper Fountain C Reach = Reach-1 RS = 21526 BR BERKERS-LANE-TOR (ID: UF14)
River = Upper Fountain C Reach = Reach-1 RS = 21484 BERKERS-LANE-DS
River = Upper Fountain C Reach = Reach-1 RS = 21274 Upper Fountain Creek 43.0
Legend
WS 500_year_Existin
WS 100_year_Existin
WS 50_year_Existing
WS 25_year_Existing
WS 10_year_Existing
WS 5_year_Existing
WS 2_year_Existing
Ground
Ineff
Bank Sta
Elevation (ft)
Station (ft)

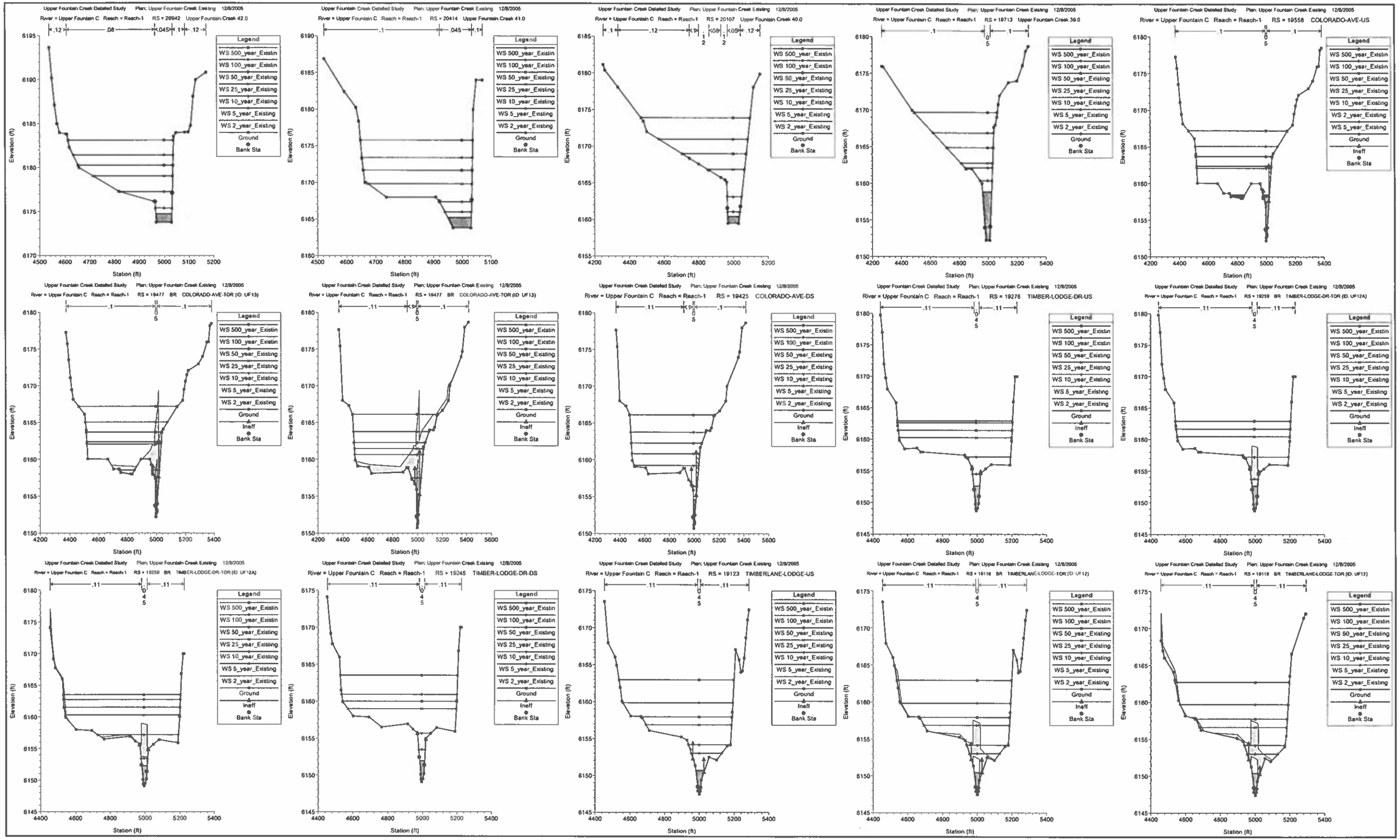
Upper Fountain Creek Detailed Study Plan: Upper Fountain Creek Existing 12/8/2005
River = Upper Fountain C Reach = Reach-1 RS = 20942 Upper Fountain Creek 42.0
River = Upper Fountain C Reach = Reach-1 RS = 20414 Upper Fountain Creek 41.0
River = Upper Fountain C Reach = Reach-1 RS = 20107 Upper Fountain Creek 40.0
River = Upper Fountain C Reach = Reach-1 RS = 19713 Upper Fountain Creek 39.0
River = Upper Fountain C Reach = Reach-1 RS = 19558 COLORADO-AVE-US
River = Upper Fountain C Reach = Reach-1 RS = 19477 BR COLORADO-AVE-TOR (ID: UF13)
River = Upper Fountain C Reach = Reach-1 RS = 19425 COLORADO-AVE-DS
River = Upper Fountain C Reach = Reach-1 RS = 19276 TIMBER-LODGE-DR-US
River = Upper Fountain C Reach = Reach-1 RS = 19259 BR TIMBER-LODGE-DR-TOR (ID: UF12A)
River = Upper Fountain C Reach = Reach-1 RS = 19245 TIMBER-LODGE-DR-DS
River = Upper Fountain C Reach = Reach-1 RS = 19123 TIMBERLANE-LODGE-US
River = Upper Fountain C Reach = Reach-1 RS = 19116 BR TIMBERLANE-LODGE-TOR (ID: UF12)
Legend
WS 500_year_Existing
WS 100_year_Existing
WS 50_year_Existing
WS 25_year_Existing
WS 10_year_Existing
WS 5_year_Existing
WS 2_year_Existing
Ground
Ineff
Bank Sta
Elevation (ft)
Station (ft)

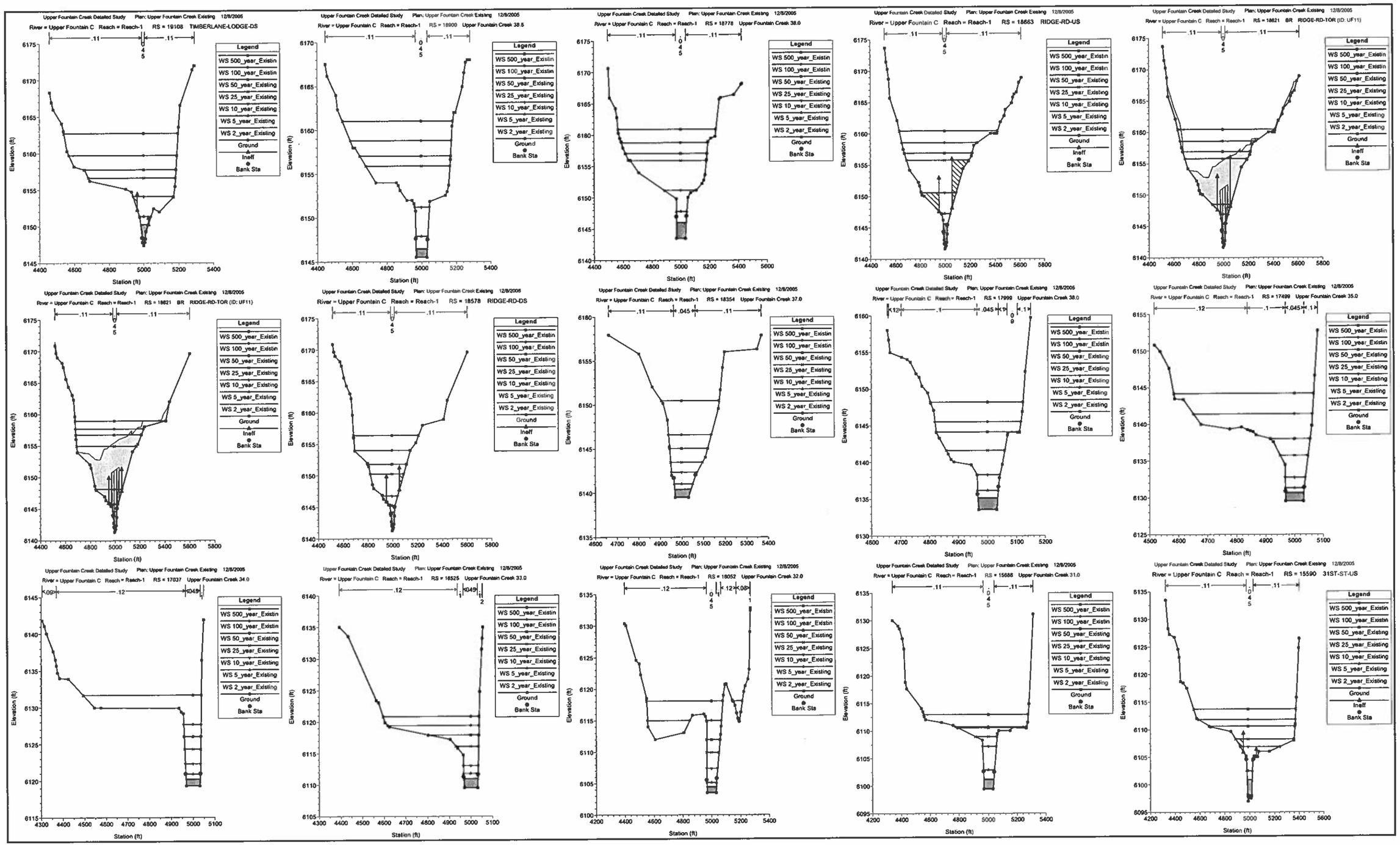
Upper Fountain Creek Detailed Study Plan: Upper Fountain Creek Existing 12/8/2005
River = Upper Fountain C Reach = Reach-1 RS = 19108 TIMBERLANE-LODGE-DS
River = Upper Fountain C Reach = Reach-1 RS = 18900 Upper Fountain Creek 38.5
River = Upper Fountain C Reach = Reach-1 RS = 18778 Upper Fountain Creek 38.0
River = Upper Fountain C Reach = Reach-1 RS = 18663 RIDGE-RD-US
River = Upper Fountain C Reach = Reach-1 RS = 18621 BR RIDGE-RD-TOR (ID: UF11)
River = Upper Fountain C Reach = Reach-1 RS = 18578 RIDGE-RD-DS
River = Upper Fountain C Reach = Reach-1 RS = 18354 Upper Fountain Creek 37.0
River = Upper Fountain C Reach = Reach-1 RS = 17999 Upper Fountain Creek 36.0
River = Upper Fountain C Reach = Reach-1 RS = 17499 Upper Fountain Creek 35.0
River = Upper Fountain C Reach = Reach-1 RS = 17037 Upper Fountain Creek 34.0
River = Upper Fountain C Reach = Reach-1 RS = 16525 Upper Fountain Creek 33.0
River = Upper Fountain C Reach = Reach-1 RS = 16052 Upper Fountain Creek 32.0
River = Upper Fountain C Reach = Reach-1 RS = 15688 Upper Fountain Creek 31.0
River = Upper Fountain C Reach = Reach-1 RS = 15590 31ST-ST-US
Legend
WS 500_year_Existin
WS 100_year_Existin
WS 50_year_Existing
WS 25_year_Existing
WS 10_year_Existing
WS 5_year_Existing
WS 2_year_Existing
Ground
Ineff
Bank Sta
Elevation (ft)
Station (ft)

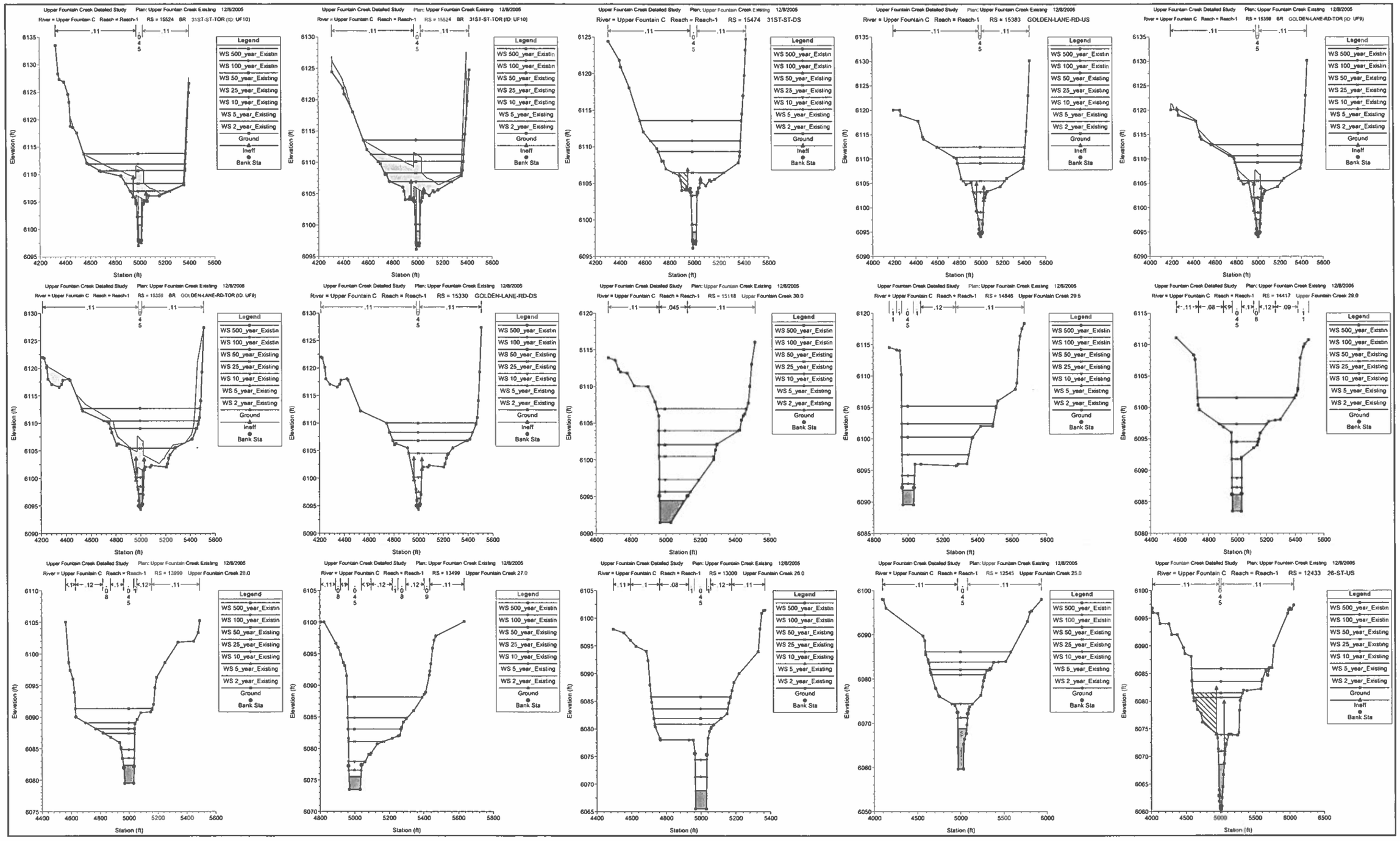
Upper Fountain Creek Detailed Study Plan: Upper Fountain Creek Existing 12/8/2005
River = Upper Fountain C Reach = Reach-1 RS = 15524 BR 31ST-ST-TOR (ID: UF10)
River = Upper Fountain C Reach = Reach-1 RS = 15474 31ST-ST-DS
River = Upper Fountain C Reach = Reach-1 RS = 15383 GOLDEN-LANE-RD-US
River = Upper Fountain C Reach = Reach-1 RS = 15359 BR GOLDEN-LANE-RD-TOR (ID: UF9)
River = Upper Fountain C Reach = Reach-1 RS = 15330 GOLDEN-LANE-RD-DS
River = Upper Fountain C Reach = Reach-1 RS = 15118 Upper Fountain Creek 30.0
River = Upper Fountain C Reach = Reach-1 RS = 14846 Upper Fountain Creek 29.5
River = Upper Fountain C Reach = Reach-1 RS = 14417 Upper Fountain Creek 29.0
River = Upper Fountain C Reach = Reach-1 RS = 13999 Upper Fountain Creek 28.0
River = Upper Fountain C Reach = Reach-1 RS = 13499 Upper Fountain Creek 27.0
River = Upper Fountain C Reach = Reach-1 RS = 13000 Upper Fountain Creek 26.0
River = Upper Fountain C Reach = Reach-1 RS = 12545 Upper Fountain Creek 25.0
River = Upper Fountain C Reach = Reach-1 RS = 12433 26-ST-US
Legend
WS 500_year_Existing
WS 100_year_Existing
WS 50_year_Existing
WS 25_year_Existing
WS 10_year_Existing
WS 5_year_Existing
WS 2_year_Existing
Ground
Ineff
Bank Sta
Elevation (ft)
Station (ft)

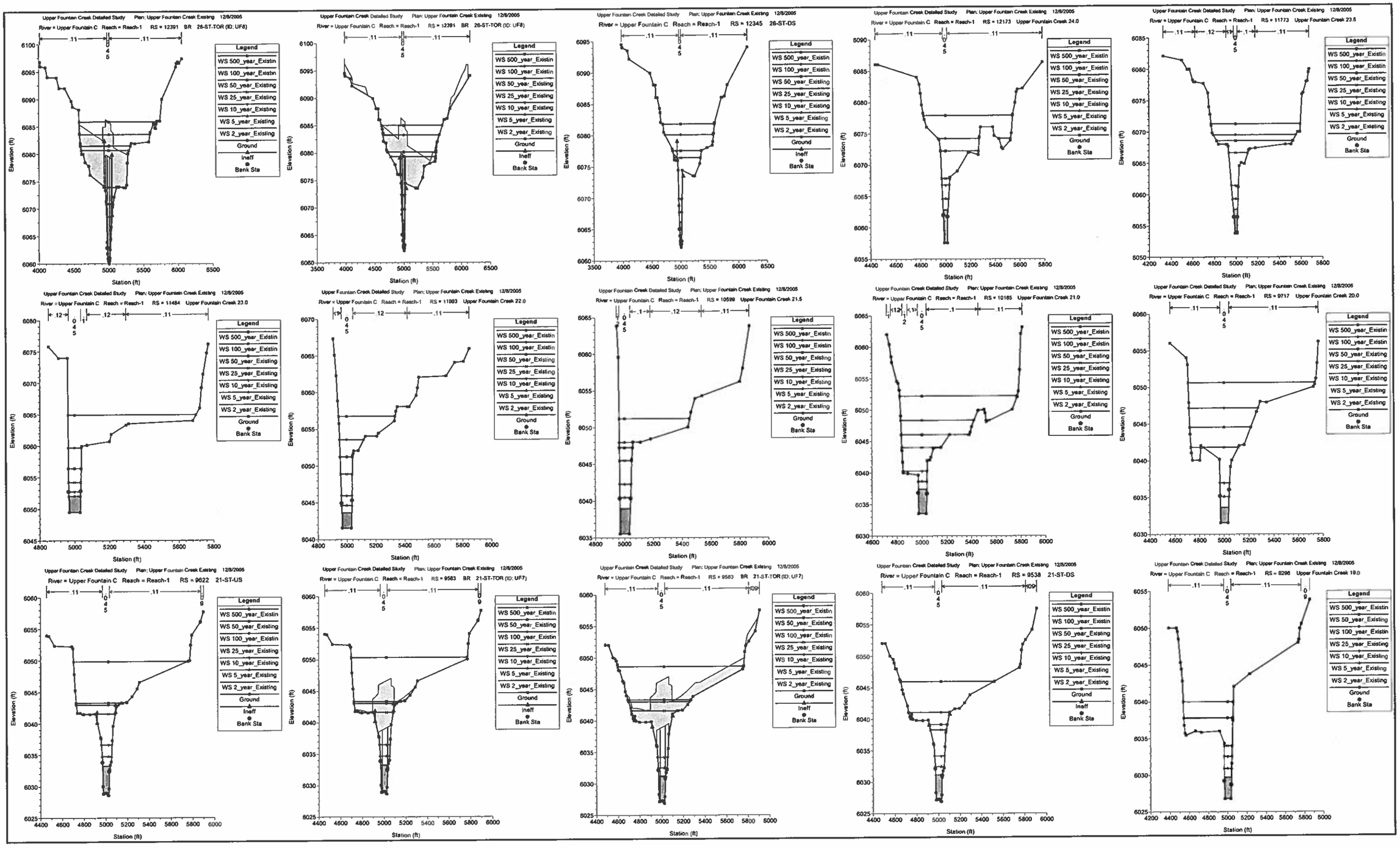
Upper Fountain Creek Detailed Study Plan: Upper Fountain Creek Existing 12/8/2005
River = Upper Fountain C Reach = Reach-1 RS = 12391 BR 26-ST-TOR (ID: UF8)
River = Upper Fountain C Reach = Reach-1 RS = 12345 26-ST-DS
River = Upper Fountain C Reach = Reach-1 RS = 12173 Upper Fountain Creek 24.0
River = Upper Fountain C Reach = Reach-1 RS = 11773 Upper Fountain Creek 23.5
River = Upper Fountain C Reach = Reach-1 RS = 11484 Upper Fountain Creek 23.0
River = Upper Fountain C Reach = Reach-1 RS = 11003 Upper Fountain Creek 22.0
River = Upper Fountain C Reach = Reach-1 RS = 10599 Upper Fountain Creek 21.5
River = Upper Fountain C Reach = Reach-1 RS = 10165 Upper Fountain Creek 21.0
River = Upper Fountain C Reach = Reach-1 RS = 9717 Upper Fountain Creek 20.0
River = Upper Fountain C Reach = Reach-1 RS = 9622 21-ST-US
River = Upper Fountain C Reach = Reach-1 RS = 9583 BR 21-ST-TOR (ID: UF7)
River = Upper Fountain C Reach = Reach-1 RS = 9583 BR 21-ST-TOR (ID: UF7)
River = Upper Fountain C Reach = Reach-1 RS = 9538 21-ST-DS
River = Upper Fountain C Reach = Reach-1 RS = 8298 Upper Fountain Creek 19.0
Legend
WS 500_year_Existin
WS 100_year_Existin
WS 50_year_Existing
WS 25_year_Existing
WS 10_year_Existing
WS 5_year_Existing
WS 2_year_Existing
Ground
Ineff
Bank Sta
Elevation (ft)
Station (ft)

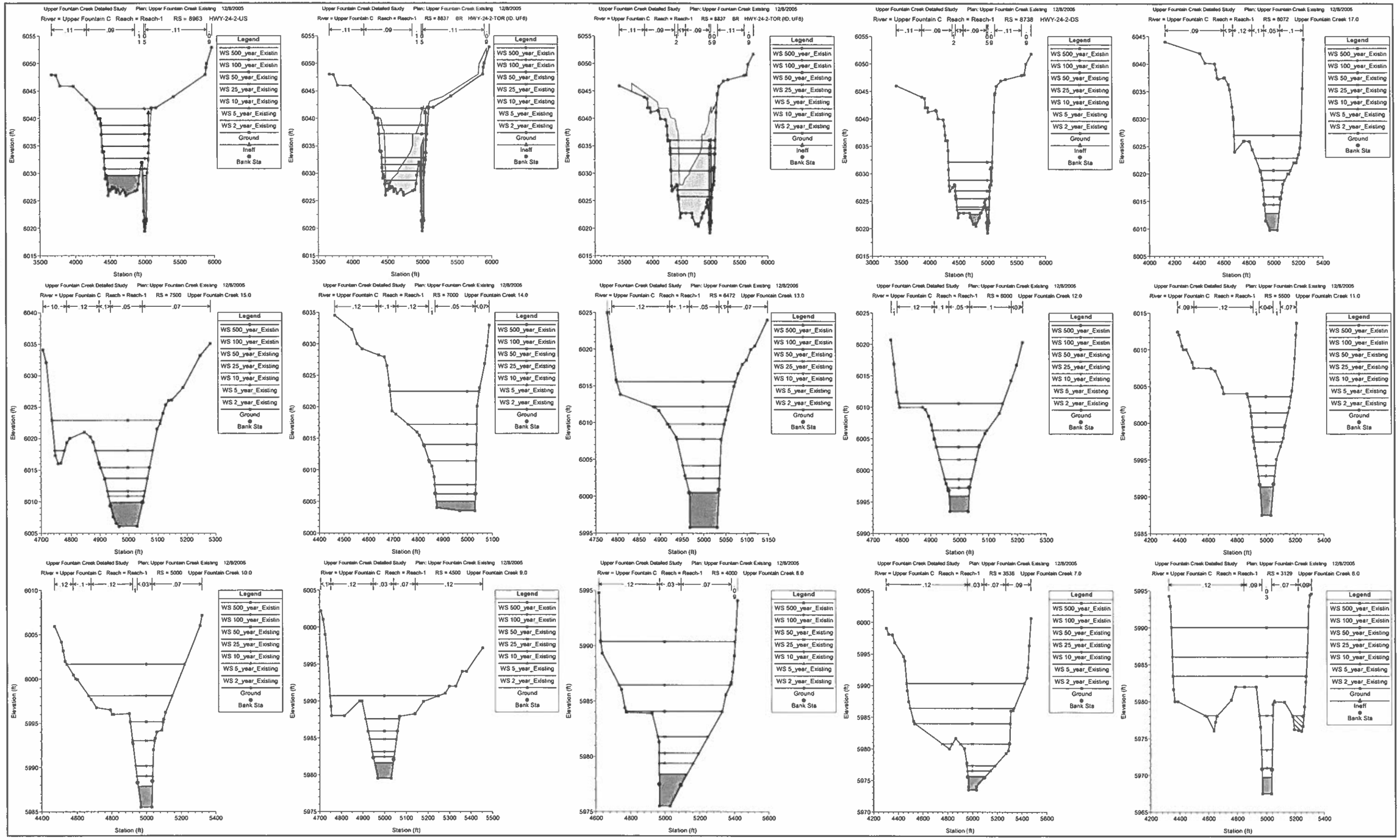
Upper Fountain Creek Detailed Study Plan: Upper Fountain Creek Existing 12/8/2005
River = Upper Fountain C Reach = Reach-1 RS = 8963 HWY-24-2-US
River = Upper Fountain C Reach = Reach-1 RS = 8837 BR HWY-24-2-TOR (ID. UF6)
River = Upper Fountain C Reach = Reach-1 RS = 8738 HWY-24-2-DS
River = Upper Fountain C Reach = Reach-1 RS = 8072 Upper Fountain Creek 17.0
River = Upper Fountain C Reach = Reach-1 RS = 7500 Upper Fountain Creek 15.0
River = Upper Fountain C Reach = Reach-1 RS = 7000 Upper Fountain Creek 14.0
River = Upper Fountain C Reach = Reach-1 RS = 6472 Upper Fountain Creek 13.0
River = Upper Fountain C Reach = Reach-1 RS = 6000 Upper Fountain Creek 12.0
River = Upper Fountain C Reach = Reach-1 RS = 5500 Upper Fountain Creek 11.0
River = Upper Fountain C Reach = Reach-1 RS = 5000 Upper Fountain Creek 10.0
River = Upper Fountain C Reach = Reach-1 RS = 4500 Upper Fountain Creek 9.0
River = Upper Fountain C Reach = Reach-1 RS = 4000 Upper Fountain Creek 8.0
River = Upper Fountain C Reach = Reach-1 RS = 3536 Upper Fountain Creek 7.0
River = Upper Fountain C Reach = Reach-1 RS = 3129 Upper Fountain Creek 6.0
Legend
WS 500_year_Existin
WS 100_year_Existin
WS 50_year_Existing
WS 25_year_Existing
WS 10_year_Existing
WS 5_year_Existing
WS 2_year_Existing
Ground
Ineff
Bank Sta
Elevation (ft)
Station (ft)

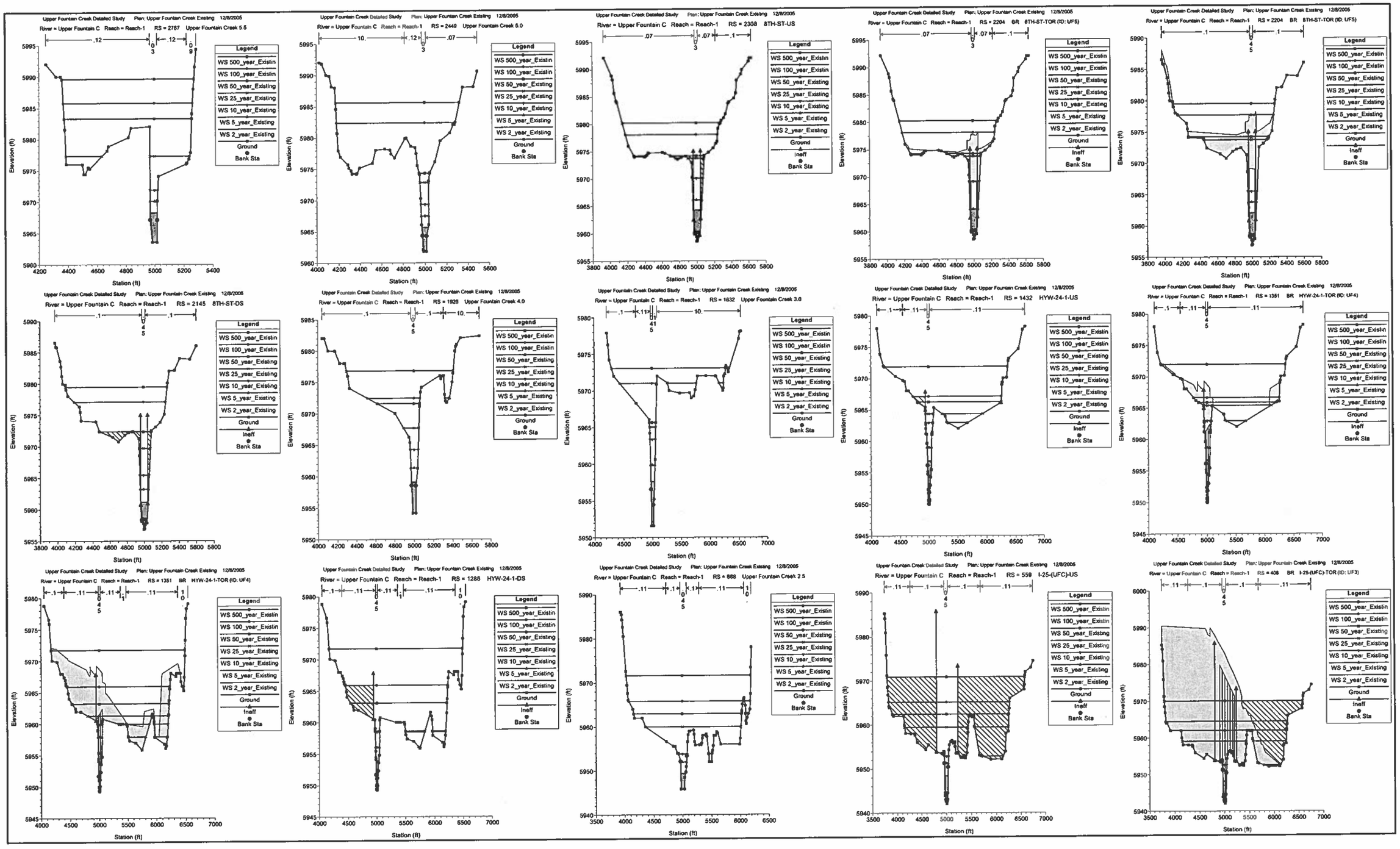
Upper Fountain Creek Detailed Study Plan: Upper Fountain Creek Existing 12/8/2005
River = Upper Fountain C Reach = Reach-1 RS = 2787 Upper Fountain Creek 5.5
River = Upper Fountain C Reach = Reach-1 RS = 2449 Upper Fountain Creek 5.0
River = Upper Fountain C Reach = Reach-1 RS = 2308 8TH-ST-US
River = Upper Fountain C Reach = Reach-1 RS = 2204 BR 8TH-ST-TOR (ID: UF5)
River = Upper Fountain C Reach = Reach-1 RS = 2204 BR 8TH-ST-TOR (ID: UF5)
River = Upper Fountain C Reach = Reach-1 RS = 2145 8TH-ST-DS
River = Upper Fountain C Reach = Reach-1 RS = 1926 Upper Fountain Creek 4.0
River = Upper Fountain C Reach = Reach-1 RS = 1832 Upper Fountain Creek 3.0
River = Upper Fountain C Reach = Reach-1 RS = 1432 HYW-24-1-US
River = Upper Fountain C Reach = Reach-1 RS = 1351 BR HYW-24-1-TOR (ID: UF4)
River = Upper Fountain C Reach = Reach-1 RS = 1351 BR HYW-24-1-TOR (ID: UF4)
River = Upper Fountain C Reach = Reach-1 RS = 1286 HYW-24-1-DS
River = Upper Fountain C Reach = Reach-1 RS = 888 Upper Fountain Creek 2.5
River = Upper Fountain C Reach = Reach-1 RS = 559 I-25-(UFC)-US
River = Upper Fountain C Reach = Reach-1 RS = 408 BR I-25-(UFC)-TOR (ID: UF3)
Legend
WS 500_year_Existin
WS 100_year_Existin
WS 50_year_Existing
WS 25_year_Existing
WS 10_year_Existing
WS 5_year_Existing
WS 2_year_Existing
Ground
Ineff
Bank Sta
Elevation (ft)
Station (ft)

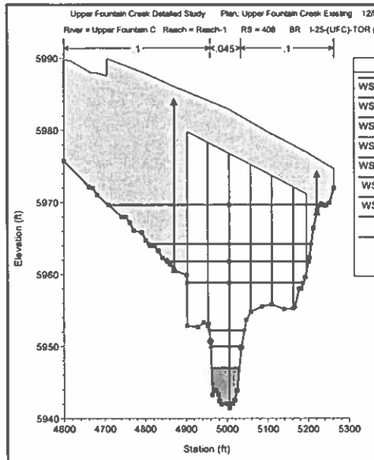
Upper Fountain Creek Detailed Study Plan: Upper Fountain Creek Existing 12/8/2005
River = Upper Fountain C Reach = Reach-1 RS = 408 BR I-25-(UFC)-TOR (ID: UF3)
Legend
WS 500_year_Existin
WS 100_year_Existin
WS 50_year_Existing
WS 25_year_Existing
WS 10_year_Existing
WS 5_year_Existing
WS 2_year_Existing
Ground
Ineff
Bank Sta
Elevation (ft)
Station (ft)

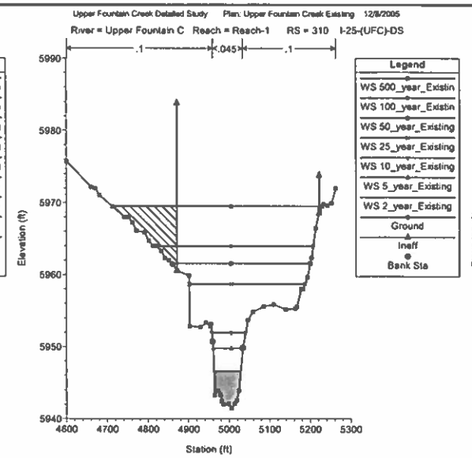
Upper Fountain Creek Detailed Study Plan: Upper Fountain Creek Existing 12/8/2005
River = Upper Fountain C Reach = Reach-1 RS = 310 I-25-(UFC)-DS
Legend
WS 500_year_Existin
WS 100_year_Existin
WS 50_year_Existing
WS 25_year_Existing
WS 10_year_Existing
WS 5_year_Existing
WS 2_year_Existing
Ground
Ineff
Bank Sta
Elevation (ft)
Station (ft)


Upper Fountain Creek Detailed Study Plan: Upper Fountain Creek Existing 12/8/2005
River = Upper Fountain C Reach = Reach-1 RS = 293 RAMP-I-25-US
Legend
WS 500_year_Existin
WS 100_year_Existin
WS 50_year_Existing
WS 25_year_Existing
WS 10_year_Existing
WS 5_year_Existing
WS 2_year_Existing
Ground
Ineff
Bank Sta
Elevation (ft)
Station (ft)


Upper Fountain Creek Detailed Study Plan: Upper Fountain Creek Existing 12/8/2005
River = Upper Fountain C Reach = Reach-1 RS = 257 BR RAMP-I-25-TOR (ID: UF2)
Legend
WS 500_year_Existin
WS 100_year_Existin
WS 50_year_Existing
WS 25_year_Existing
WS 10_year_Existing
WS 5_year_Existing
WS 2_year_Existing
Ground
Ineff
Bank Sta
Elevation (ft)
Station (ft)

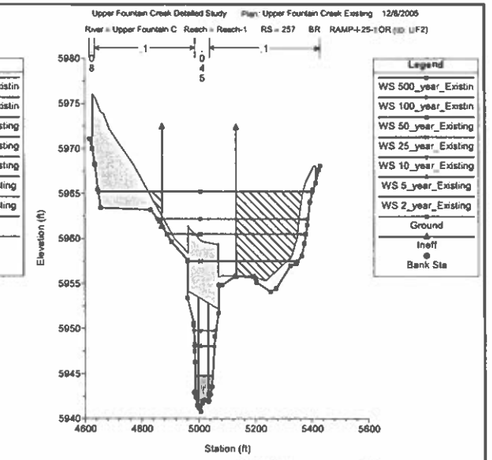
Upper Fountain Creek Detailed Study Plan: Upper Fountain Creek Existing 12/8/2005
River = Upper Fountain C Reach = Reach-1 RS = 257 BR RAMP-I-25-TOR (ID: UF2)
Legend
WS 500_year_Existin
WS 100_year_Existin
WS 50_year_Existing
WS 25_year_Existing
WS 10_year_Existing
WS 5_year_Existing
WS 2_year_Existing
Ground
Ineff
Bank Sta
Elevation (ft)
Station (ft)

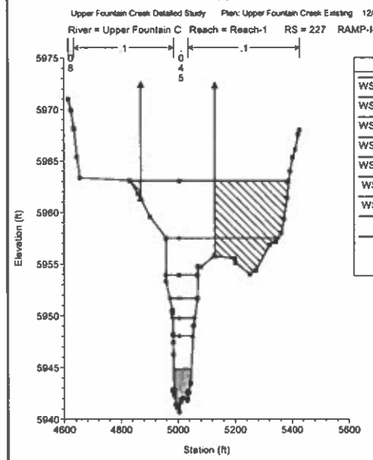
Upper Fountain Creek Detailed Study Plan: Upper Fountain Creek Existing 12/8/2005
River = Upper Fountain C Reach = Reach-1 RS = 227 RAMP-I-25-DS
Legend
WS 500_year_Existin
WS 100_year_Existin
WS 50_year_Existing
WS 25_year_Existing
WS 10_year_Existing
WS 5_year_Existing
WS 2_year_Existing
Ground
Ineff
Bank Sta
Elevation (ft)
Station (ft)

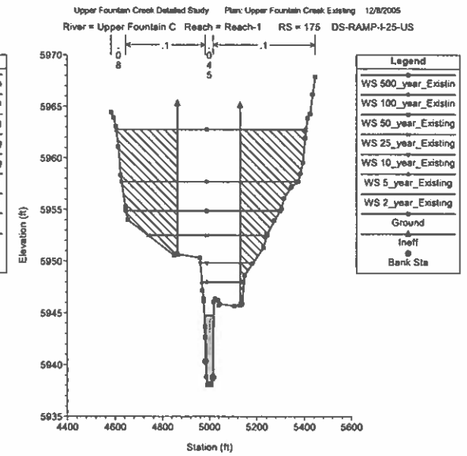
Upper Fountain Creek Detailed Study Plan: Upper Fountain Creek Existing 12/8/2005
River = Upper Fountain C Reach = Reach-1 RS = 175 DS-RAMP-I-25-US
Legend
WS 500_year_Existin
WS 100_year_Existin
WS 50_year_Existing
WS 25_year_Existing
WS 10_year_Existing
WS 5_year_Existing
WS 2_year_Existing
Ground
Ineff
Bank Sta
Elevation (ft)
Station (ft)

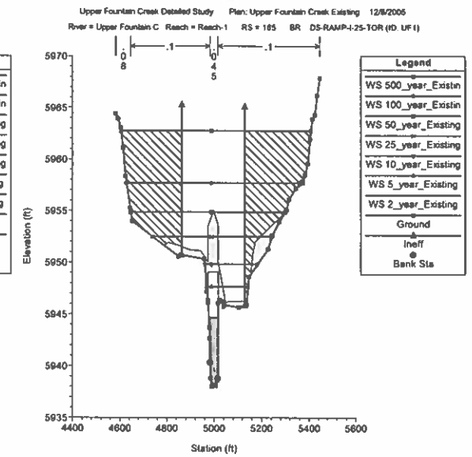
Upper Fountain Creek Detailed Study Plan: Upper Fountain Creek Existing 12/8/2005
River = Upper Fountain C Reach = Reach-1 RS = 165 BR DS-RAMP-I-25-TOR (ID: UF1)
Legend
WS 500_year_Existin
WS 100_year_Existin
WS 50_year_Existing
WS 25_year_Existing
WS 10_year_Existing
WS 5_year_Existing
WS 2_year_Existing
Ground
Ineff
Bank Sta
Elevation (ft)
Station (ft)

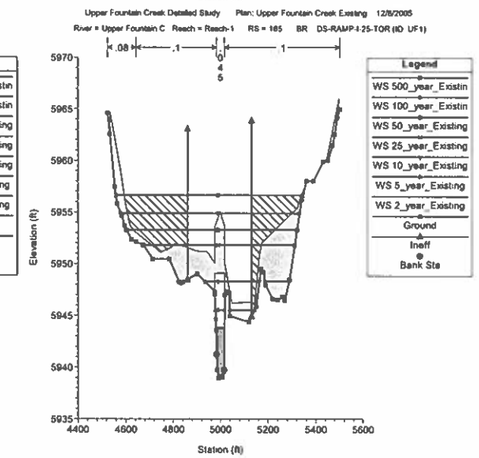
Upper Fountain Creek Detailed Study Plan: Upper Fountain Creek Existing 12/8/2005
River = Upper Fountain C Reach = Reach-1 RS = 165 BR DS-RAMP-I-25-TOR (ID: UF1)
Legend
WS 500_year_Existin
WS 100_year_Existin
WS 50_year_Existing
WS 25_year_Existing
WS 10_year_Existing
WS 5_year_Existing
WS 2_year_Existing
Ground
Ineff
Bank Sta
Elevation (ft)
Station (ft)

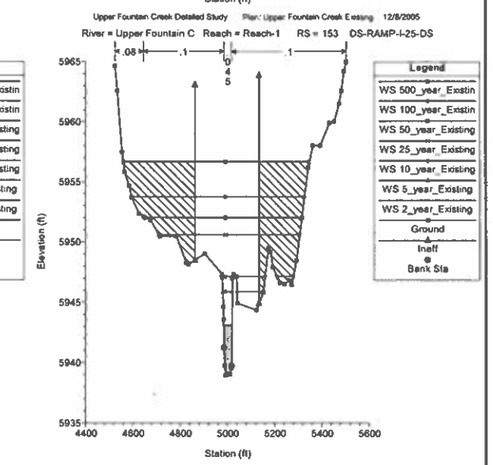
Upper Fountain Creek Detailed Study Plan: Upper Fountain Creek Existing 12/8/2005
River = Upper Fountain C Reach = Reach-1 RS = 153 DS-RAMP-I-25-DS
Legend
WS 500_year_Existin
WS 100_year_Existin
WS 50_year_Existing
WS 25_year_Existing
WS 10_year_Existing
WS 5_year_Existing
WS 2_year_Existing
Ground
Ineff
Bank Sta
Elevation (ft)
Station (ft)

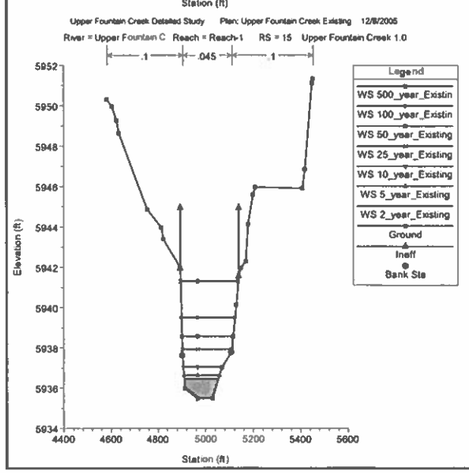
Upper Fountain Creek Detailed Study Plan: Upper Fountain Creek Existing 12/8/2005
River = Upper Fountain C Reach = Reach-1 RS = 15 Upper Fountain Creek 1.0
Legend
WS 500_year_Existin
WS 100_year_Existin
WS 50_year_Existing
WS 25_year_Existing
WS 10_year_Existing
WS 5_year_Existing
WS 2_year_Existing
Ground
Ineff
Bank Sta
Elevation (ft)
Station (ft)

HEC-RAS Plan: UF Existing River: Upper Fountain C Reach: Reach-1

Reach	River Sta	Profile	Q Total	Min Ch El	W.S. Elev	Crit W.S.	E.G. Elev	E.G. Slope	Vel Chnl	Flow Area	Top Width	Froude # Chl
			(cfs)	(ft)	(ft)	(ft)	(ft)	(ft/ft)	(ft/s)	(sq ft)	(ft)	
Reach-1	100435	2_year_Existing	2.00	8305.50	8305.56	8305.56	8305.57	0.004355	0.52	3.87	61.46	0.36
Reach-1	100435	5_year_Existing	5.00	8305.50	8305.56	8305.56	8305.59	0.037614	1.43	3.51	61.36	1.05
Reach-1	100435	10_year_Existing	27.00	8305.50	8305.70	8305.68	8305.77	0.018198	2.22	12.18	63.87	0.89
Reach-1	100435	25_year_Existing	110.00	8305.50	8305.96	8305.96	8306.18	0.017590	3.75	29.34	68.01	1.01
Reach-1	100435	50_year_Existing	210.00	8305.50	8306.19	8306.19	8306.52	0.015323	4.58	45.87	71.72	1.00
Reach-1	100435	100_year_Existin	330.00	8305.50	8306.33	8306.42	8306.88	0.020029	5.95	55.72	73.30	1.18
Reach-1	100435	500_year_Existin	650.00	8305.50	8306.72	8306.92	8307.66	0.019993	7.78	85.24	77.83	1.27
Reach-1	99994	2_year_Existing	2.00	8297.02	8297.07	8297.07	8297.08	0.007624	0.61	3.26	60.95	0.47
Reach-1	99994	5_year_Existing	5.00	8297.02	8297.11	8297.07	8297.12	0.009213	0.93	5.35	61.30	0.56
Reach-1	99994	10_year_Existing	27.00	8297.02	8297.21	8297.21	8297.29	0.020305	2.31	11.69	62.35	0.94
Reach-1	99994	25_year_Existing	110.00	8297.02	8297.44	8297.46	8297.71	0.023483	4.17	26.39	64.73	1.15
Reach-1	99994	50_year_Existing	210.00	8297.02	8297.63	8297.73	8298.09	0.024416	5.41	38.84	66.70	1.25
Reach-1	99994	100_year_Existin	330.00	8297.02	8297.88	8297.96	8298.43	0.018325	5.94	55.95	69.67	1.14
Reach-1	99994	500_year_Existin	650.00	8297.02	8298.30	8298.48	8299.23	0.016278	7.77	86.03	74.60	1.22
Reach-1	99648	2_year_Existing	2.00	8289.50	8289.55	8289.55	8289.56	0.009176	0.65	3.09	61.21	0.51
Reach-1	99648	5_year_Existing	5.00	8289.50	8289.57	8289.57	8289.59	0.020277	1.18	4.23	61.50	0.80
Reach-1	99648	10_year_Existing	27.00	8289.50	8289.71	8289.69	8289.78	0.013664	2.03	13.28	63.79	0.79
Reach-1	99648	25_year_Existing	110.00	8289.50	8289.95	8289.97	8290.18	0.018275	3.80	28.93	67.57	1.02
Reach-1	99648	50_year_Existing	210.00	8289.50	8290.14	8290.20	8290.53	0.019524	5.02	42.00	69.71	1.13
Reach-1	99648	100_year_Existin	330.00	8289.50	8290.27	8290.43	8290.93	0.025931	6.55	50.87	71.13	1.34
Reach-1	99648	500_year_Existin	650.00	8289.50	8290.64	8290.95	8291.77	0.025635	8.54	78.28	75.33	1.42
Reach-1	99355	2_year_Existing	2.00	8283.48	8283.51	8283.51	8283.53	0.080954	1.23	1.62	62.49	1.35
Reach-1	99355	5_year_Existing	5.00	8283.48	8283.55	8283.55	8283.57	0.022844	1.19	4.19	65.65	0.83
Reach-1	99355	10_year_Existing	27.00	8283.48	8283.66	8283.66	8283.74	0.023632	2.25	11.98	74.46	0.99
Reach-1	99355	25_year_Existing	110.00	8283.48	8283.88	8283.90	8284.08	0.023782	3.65	30.17	91.83	1.12
Reach-1	99355	50_year_Existing	210.00	8283.48	8284.05	8284.09	8284.36	0.022660	4.52	48.70	101.22	1.16
Reach-1	99355	100_year_Existin	330.00	8283.48	8284.24	8284.28	8284.63	0.017712	5.02	66.63	104.99	1.09
Reach-1	99355	500_year_Existin	650.00	8283.48	8284.55	8284.68	8285.24	0.018802	6.69	100.27	110.03	1.19
Reach-1	99201	2_year_Existing	2.00	8272.68	8272.80	8272.80	8272.82	0.029136	1.28	1.57	26.61	0.93
Reach-1	99201	5_year_Existing	5.00	8272.68	8272.74	8272.84	8276.35	12.600660	15.25	0.33	12.80	16.80
Reach-1	99201	10_year_Existing	27.00	8272.68	8272.86	8273.04	8273.78	0.469508	7.69	3.51	32.49	4.12
Reach-1	99201	25_year_Existing	110.00	8272.68	8273.06	8273.47	8274.98	0.254907	11.13	9.88	33.08	3.59
Reach-1	99201	50_year_Existing	210.00	8272.68	8273.24	8273.85	8275.92	0.191395	13.15	15.98	33.76	3.36
Reach-1	99201	100_year_Existin	330.00	8272.68	8273.39	8274.23	8277.21	0.189261	15.70	21.12	34.69	3.49
Reach-1	99201	500_year_Existin	650.00	8272.68	8273.89	8275.03	8278.40	0.103234	17.12	39.17	37.77	2.84
Reach-1	99170		Culvert									
Reach-1	99136	2_year_Existing	2.00	8271.65	8271.77	8271.77	8271.79	0.015170	1.35	1.48	26.00	1.00
Reach-1	99136	5_year_Existing	5.00	8271.65	8271.82	8271.82	8271.86	0.011319	1.63	3.06	32.58	0.94
Reach-1	99136	10_year_Existing	27.00	8271.65	8271.83	8271.99	8272.84	0.245399	6.06	3.35	32.62	4.12
Reach-1	99136	25_year_Existing	110.00	8271.65	8272.07	8272.44	8273.54	0.073385	9.73	11.32	33.88	3.59
Reach-1	99136	50_year_Existing	210.00	8271.65	8272.26	8272.82	8274.39	0.057560	11.71	18.09	34.71	3.36
Reach-1	99136	100_year_Existin	330.00	8271.65	8272.44	8273.20	8275.37	0.053960	13.75	24.39	35.46	3.49
Reach-1	99136	500_year_Existin	650.00	8271.65	8273.01	8274.00	8276.48	0.029435	15.01	45.23	37.84	2.84
Reach-1	98921	2_year_Existing	2.00	8265.50	8265.54	8265.54	8265.55	0.009787	0.84	2.37	61.07	0.75
Reach-1	98921	5_year_Existing	5.00	8265.50	8265.59	8265.59	8265.60	0.004398	0.95	5.25	61.88	0.58
Reach-1	98921	10_year_Existing	27.00	8265.50	8265.68	8265.68	8265.77	0.010677	2.41	11.19	63.51	1.01
Reach-1	98921	25_year_Existing	110.00	8265.50	8265.85	8265.95	8266.23	0.019663	4.99	22.04	66.39	1.53
Reach-1	98921	50_year_Existing	210.00	8265.50	8266.01	8266.20	8266.84	0.018828	6.36	33.14	68.83	1.60
Reach-1	98921	100_year_Existin	330.00	8265.50	8266.13	8266.43	8267.15	0.023183	8.11	41.09	70.50	1.83
Reach-1	98921	500_year_Existin	650.00	8265.50	8266.30	8266.95	8268.69	0.039067	12.43	53.43	73.01	2.48
Reach-1	98371	2_year_Existing	2.00	8253.50	8253.54	8253.54	8253.55	0.012728	0.92	2.19	60.58	0.85
Reach-1	98371	5_year_Existing	5.00	8253.50	8253.56	8253.56	8253.59	0.017772	1.46	3.43	60.89	1.08
Reach-1	98371	10_year_Existing	27.00	8253.50	8253.57	8253.69	8254.16	0.229991	6.17	4.38	60.76	4.05
Reach-1	98371	25_year_Existing	110.00	8253.50	8253.85	8253.97	8254.26	0.019564	5.12	21.48	62.07	1.53
Reach-1	98371	50_year_Existing	210.00	8253.50	8253.99	8254.21	8254.74	0.022821	6.93	30.38	62.44	1.75
Reach-1	98371	100_year_Existin	330.00	8253.50	8254.17	8254.45	8255.17	0.020456	8.05	41.13	62.89	1.75
Reach-1	98371	500_year_Existin	650.00	8253.50	8254.60	8255.01	8256.01	0.014810	9.54	68.83	64.03	1.60
Reach-1	97872	2_year_Existing	2.00	8239.50	8239.56	8239.56	8239.57	0.001943	0.52	3.85	60.86	0.36
Reach-1	97872	5_year_Existing	5.00	8239.50	8239.56	8239.56	8239.59	0.015859	1.41	3.55	60.82	1.03
Reach-1	97872	10_year_Existing	27.00	8239.50	8239.58	8239.70	8240.07	0.169949	5.62	4.80	60.97	3.53
Reach-1	97872	25_year_Existing	110.00	8239.50	8239.75	8239.96	8240.56	0.081337	7.21	15.26	62.19	2.56
Reach-1	97872	50_year_Existing	210.00	8239.50	8239.91	8240.20	8240.99	0.042823	8.34	25.19	63.37	2.32
Reach-1	97872	100_year_Existin	330.00	8239.50	8240.05	8240.45	8241.50	0.038270	9.66	34.31	64.51	2.31
Reach-1	97872	500_year_Existin	650.00	8239.50	8240.24	8241.00	8243.28	0.053420	14.00	47.00	66.06	2.87
Reach-1	97430	2_year_Existing	2.00	8227.50	8227.53	8227.53	8227.55	0.041290	1.30	1.53	60.46	1.44
Reach-1	97430	5_year_Existing	5.00	8227.50	8227.54	8227.56	8227.61	0.056544	2.07	2.42	60.50	1.82
Reach-1	97430	10_year_Existing	27.00	8227.50	8227.68	8227.68	8227.78	0.011065	2.48	10.89	60.84	1.03
Reach-1	97430	25_year_Existing	110.00	8227.50	8227.85	8227.97	8228.27	0.020721	5.23	21.03	61.24	1.57
Reach-1	97430	50_year_Existing	210.00	8227.50	8228.02	8228.23	8228.70	0.019182	6.62	31.77	61.72	1.62
Reach-1	97430	100_year_Existin	330.00	8227.50	8228.15	8228.47	8229.23	0.022797	8.35	39.63	62.10	1.83
Reach-1	97430	500_year_Existin	650.00	8227.50	8228.54	8229.02	8230.15	0.017919	10.18	64.42	63.27	1.76

HEC-RAS Plan: UF Existing River: Upper Fountain C Reach: Reach-1 (Continued)

Reach	River Sta	Profile	Q Total	Min Ch El	W.S. Elev	Crit W.S.	E.G. Elev	E.G. Slope	Vel Chnl	Flow Area	Top Width	Froude # Chl
			(cfs)	(ft)	(ft)	(ft)	(ft)	(ft/ft)	(ft/s)	(sq ft)	(ft)	
Reach-1	96908	2_year_Existing	2.00	8211.50	8211.54	8211.54	8211.55	0.012735	0.92	2.18	60.51	0.85
Reach-1	96908	5_year_Existing	5.00	8211.50	8211.56	8211.56	8211.59	0.018802	1.43	3.49	60.57	1.05
Reach-1	96908	10_year_Existing	27.00	8211.50	8211.59	8211.69	8211.97	0.107479	4.91	5.50	60.67	2.87
Reach-1	96908	25_year_Existing	110.00	8211.50	8211.77	8211.97	8212.47	0.048043	8.74	16.33	61.20	2.30
Reach-1	96908	50_year_Existing	210.00	8211.50	8211.87	8212.22	8213.25	0.062805	9.43	22.26	61.48	2.76
Reach-1	96908	100_year_Existin	330.00	8211.50	8212.03	8212.45	8213.65	0.044955	10.22	32.30	61.61	2.49
Reach-1	96908	500_year_Existin	650.00	8211.50	8212.26	8213.02	8215.27	0.050901	13.91	46.74	61.63	2.81
Reach-1	96614	2_year_Existing	2.00	8204.27	8204.31	8204.31	8204.32	0.009040	0.83	2.42	60.80	0.73
Reach-1	96614	5_year_Existing	5.00	8204.27	8204.36	8204.36	8204.37	0.003682	0.91	5.51	60.84	0.53
Reach-1	96614	10_year_Existing	27.00	8204.27	8204.45	8204.45	8204.54	0.010830	2.46	10.99	61.28	1.02
Reach-1	96614	25_year_Existing	110.00	8204.27	8204.65	8204.72	8205.00	0.015321	4.76	23.11	62.20	1.37
Reach-1	96614	50_year_Existing	210.00	8204.27	8204.82	8204.98	8205.41	0.015343	6.17	34.18	62.98	1.47
Reach-1	96614	100_year_Existin	330.00	8204.27	8204.98	8205.23	8205.87	0.016606	7.57	43.95	63.67	1.59
Reach-1	96614	500_year_Existin	650.00	8204.27	8205.33	8205.76	8206.86	0.016766	9.95	68.48	65.23	1.71
Reach-1	96299	2_year_Existing	2.00	8193.50	8193.56	8193.56	8193.56	0.002840	0.58	3.43	60.85	0.43
Reach-1	96299	5_year_Existing	5.00	8193.50	8193.55	8193.55	8193.59	0.022529	1.56	3.20	60.82	1.20
Reach-1	96299	10_year_Existing	27.00	8193.50	8193.52	8193.66	8203.54	25.616350	25.40	1.06	60.54	33.78
Reach-1	96299	25_year_Existing	110.00	8193.50	8193.70	8193.96	8194.96	0.129107	9.02	12.19	61.98	3.59
Reach-1	96299	50_year_Existing	210.00	8193.50	8193.82	8194.21	8195.55	0.092245	10.56	19.89	62.12	3.29
Reach-1	96299	100_year_Existin	330.00	8193.50	8193.94	8194.46	8196.23	0.080570	12.15	27.17	62.14	3.24
Reach-1	96299	500_year_Existin	650.00	8193.50	8194.22	8195.01	8197.56	0.061395	14.68	44.28	62.20	3.06
Reach-1	95893	2_year_Existing	2.00	8183.05	8183.07	8183.07	8183.11	0.062050	1.47	1.36	60.65	1.73
Reach-1	95893	5_year_Existing	5.00	8183.05	8183.12	8183.12	8183.14	0.010178	1.23	4.06	61.13	0.84
Reach-1	95893	10_year_Existing	27.00	8183.05	8183.23	8183.23	8183.32	0.010367	2.41	11.21	62.40	1.00
Reach-1	95893	25_year_Existing	110.00	8183.05	8183.47	8183.51	8183.74	0.010205	4.16	26.45	64.26	1.14
Reach-1	95893	50_year_Existing	210.00	8183.05	8183.62	8183.75	8184.15	0.013718	5.89	35.74	64.66	1.39
Reach-1	95893	100_year_Existin	330.00	8183.05	8183.79	8184.00	8184.58	0.013815	7.07	46.69	65.13	1.46
Reach-1	95893	500_year_Existin	650.00	8183.05	8184.10	8184.53	8185.56	0.016092	9.70	67.64	66.01	1.67
Reach-1	95437	2_year_Existing	2.00	8168.04	8168.07	8168.07	8168.09	0.040960	1.29	1.55	61.82	1.43
Reach-1	95437	5_year_Existing	5.00	8168.04	8168.10	8168.10	8168.13	0.011923	1.27	3.95	63.94	0.90
Reach-1	95437	10_year_Existing	27.00	8168.04	8168.12	8168.22	8168.63	0.196893	5.75	4.70	64.60	3.75
Reach-1	95437	25_year_Existing	110.00	8168.04	8168.19	8168.48	8170.20	0.314870	11.38	9.69	69.25	5.31
Reach-1	95437	50_year_Existing	210.00	8168.04	8168.34	8168.70	8170.01	0.099356	10.40	21.11	79.89	3.37
Reach-1	95437	100_year_Existin	330.00	8168.04	8168.43	8168.94	8170.87	0.104108	12.61	28.17	85.51	3.60
Reach-1	95437	500_year_Existin	650.00	8168.04	8168.68	8169.39	8171.91	0.071233	14.64	51.97	102.73	3.24
Reach-1	95037	2_year_Existing	2.00	8153.80	8153.84	8153.84	8153.85	0.013119	0.95	2.10	56.22	0.87
Reach-1	95037	5_year_Existing	7.00	8153.80	8153.88	8153.88	8153.92	0.012118	1.53	4.59	56.95	0.95
Reach-1	95037	10_year_Existing	27.00	8153.80	8153.96	8153.99	8154.10	0.018662	2.95	9.15	58.27	1.31
Reach-1	95037	25_year_Existing	140.00	8153.80	8154.24	8154.36	8154.69	0.016402	5.37	26.12	62.79	1.45
Reach-1	95037	50_year_Existing	290.00	8153.80	8154.41	8154.70	8155.40	0.023509	8.01	36.69	65.30	1.84
Reach-1	95037	100_year_Existin	500.00	8153.80	8154.65	8155.08	8156.13	0.022356	9.79	52.86	67.92	1.90
Reach-1	95037	500_year_Existin	1100.00	8153.80	8155.10	8155.94	8156.03	0.024761	13.81	84.29	70.79	2.15
Reach-1	94588	2_year_Existing	2.00	8139.28	8139.32	8139.32	8139.33	0.007128	0.77	2.61	61.02	0.65
Reach-1	94588	5_year_Existing	7.00	8139.28	8139.33	8139.36	8139.41	0.055141	2.34	3.00	61.11	1.86
Reach-1	94588	10_year_Existing	27.00	8139.28	8139.37	8139.46	8139.74	0.104968	4.84	5.57	61.71	2.84
Reach-1	94588	25_year_Existing	140.00	8139.28	8139.53	8139.82	8140.75	0.091682	8.84	15.83	64.05	3.14
Reach-1	94588	50_year_Existing	290.00	8139.28	8139.76	8140.15	8141.18	0.044778	9.52	31.25	72.29	2.44
Reach-1	94588	100_year_Existin	500.00	8139.28	8139.94	8140.51	8142.12	0.046012	11.91	44.51	78.90	2.61
Reach-1	94588	500_year_Existin	1100.00	8139.28	8140.36	8141.31	8144.02	0.040052	15.54	80.15	87.88	2.64
Reach-1	94156	2_year_Existing	2.00	8126.48	8126.53	8126.53	8126.54	0.004367	0.88	3.02	60.69	0.52
Reach-1	94156	5_year_Existing	7.00	8126.48	8126.57	8126.57	8126.60	0.006493	1.23	5.69	60.94	0.71
Reach-1	94156	10_year_Existing	27.00	8126.48	8126.60	8126.66	8126.80	0.037992	3.58	7.54	61.11	1.80
Reach-1	94156	25_year_Existing	140.00	8126.48	8126.92	8127.03	8127.34	0.015068	5.18	27.03	62.95	1.39
Reach-1	94156	50_year_Existing	290.00	8126.48	8127.09	8127.35	8128.01	0.021606	7.72	37.59	64.27	1.76
Reach-1	94156	100_year_Existin	500.00	8126.48	8127.32	8127.75	8128.75	0.021623	9.60	52.73	67.17	1.86
Reach-1	94156	500_year_Existin	1100.00	8126.48	8127.77	8128.59	8130.59	0.023985	13.53	87.11	84.08	2.11
Reach-1	93961	2_year_Existing	2.00	8118.17	8118.24	8118.39	8122.17	3.813728	15.90	0.13	3.46	14.69
Reach-1	93961	5_year_Existing	7.00	8118.17	8118.29	8118.54	8124.76	3.222130	20.42	0.34	5.71	14.68
Reach-1	93961	10_year_Existing	27.00	8118.17	8119.13	8118.83	8119.15	0.000646	1.23	22.00	41.84	0.30
Reach-1	93961	25_year_Existing	140.00	8118.17	8118.90	8119.32	8120.78	0.101055	10.99	12.73	39.95	3.43
Reach-1	93961	50_year_Existing	290.00	8118.17	8119.19	8119.76	8121.37	0.052697	11.86	24.46	42.21	2.74
Reach-1	93961	100_year_Existin	500.00	8118.17	8119.46	8120.28	8122.47	0.043603	13.92	36.18	43.95	2.65
Reach-1	93961	500_year_Existin	1100.00	8118.17	8126.46	8121.39	8126.60	0.000104	2.98	716.69	283.79	0.19
Reach-1	93927		Bridge									
Reach-1	93881	2_year_Existing	2.00	8117.19	8117.41	8117.41	8117.46	0.011296	1.92	1.04	8.69	0.98
Reach-1	93881	5_year_Existing	7.00	8117.19	8117.57	8117.57	8117.66	0.009533	2.43	2.88	14.77	0.97
Reach-1	93881	10_year_Existing	27.00	8117.19	8117.84	8117.84	8117.97	0.009257	2.81	9.62	38.97	1.00
Reach-1	93881	25_year_Existing	140.00	8117.19	8118.14	8118.35	8118.81	0.018742	6.58	21.28	40.84	1.60
Reach-1	93881	50_year_Existing	290.00	8117.19	8118.76	8118.79	8119.30	0.005449	5.99	58.05	90.28	0.99
Reach-1	93881	100_year_Existin	500.00	8117.19	8118.83	8119.36	8120.23	0.013163	9.68	62.61	95.85	1.55

HEC-RAS Plan: UF Existing River: Upper Fountain C Reach: Reach-1 (Continued)

Reach	River Sta	Profile	Q Total	Min Ch El	W.S. Elev	Crit W.S.	E.G. Elev	E.G. Slope	Vel Chnl	Flow Area	Top Width	Froude # Chl
			(cfs)	(ft)	(ft)	(ft)	(ft)	(ft/ft)	(ft/s)	(sq ft)	(ft)	
Reach-1	93881	500_year_Existin	1100.00	8117.19	8120.24	8120.24	8120.78	0.002447	6.98	484.81	435.68	0.76
Reach-1	93628	2_year_Existing	2.00	8112.70	8112.73	8112.73	8112.75	0.038104	1.24	1.61	61.89	1.35
Reach-1	93628	5_year_Existing	7.00	8112.70	8112.73	8112.79	8112.94	0.250646	3.68	1.92	62.16	3.67
Reach-1	93628	10_year_Existing	27.00	8112.70	8112.81	8112.88	8113.06	0.082099	4.02	6.72	66.38	2.23
Reach-1	93628	25_year_Existing	140.00	8112.70	8113.07	8113.20	8113.51	0.022464	5.28	26.50	81.54	1.63
Reach-1	93628	50_year_Existing	290.00	8112.70	8113.06	8113.49	8115.13	0.114005	11.55	25.11	80.54	3.64
Reach-1	93628	100_year_Existin	500.00	8112.70	8113.35	8113.80	8114.95	0.036798	10.17	51.29	97.65	2.31
Reach-1	93628	500_year_Existin	1100.00	8112.70	8113.54	8114.50	8117.67	0.069107	16.80	71.41	109.31	3.31
Reach-1	93152	2_year_Existing	2.00	8101.50	8101.56	8101.56	8101.56	0.002878	0.57	3.50	61.21	0.42
Reach-1	93152	5_year_Existing	7.00	8101.50	8101.58	8101.58	8101.61	0.013198	1.52	4.61	61.46	0.98
Reach-1	93152	10_year_Existing	27.00	8101.50	8101.69	8101.69	8101.77	0.009977	2.37	11.39	62.99	0.98
Reach-1	93152	25_year_Existing	140.00	8101.50	8101.88	8102.04	8102.42	0.024152	5.69	23.79	66.46	1.72
Reach-1	93152	50_year_Existing	290.00	8101.50	8102.23	8102.36	8102.82	0.010612	6.15	49.10	75.76	1.28
Reach-1	93152	100_year_Existin	500.00	8101.50	8102.39	8102.74	8103.55	0.016494	8.71	60.98	79.84	1.64
Reach-1	93152	500_year_Existin	1100.00	8101.50	8102.99	8103.55	8104.85	0.013364	11.12	117.31	108.36	1.61
Reach-1	92691	2_year_Existing	2.00	8089.74	8089.78	8089.78	8089.79	0.012178	0.90	2.21	60.51	0.83
Reach-1	92691	5_year_Existing	7.00	8089.74	8089.79	8089.82	8089.88	0.067843	2.50	2.80	60.53	2.04
Reach-1	92691	10_year_Existing	27.00	8089.74	8089.85	8089.93	8090.13	0.068315	4.25	6.36	60.70	2.31
Reach-1	92691	25_year_Existing	140.00	8089.74	8090.11	8090.29	8090.71	0.026676	6.21	22.55	61.43	1.81
Reach-1	92691	50_year_Existing	290.00	8089.74	8090.15	8090.63	8092.20	0.076532	11.49	25.25	61.51	3.16
Reach-1	92691	100_year_Existin	500.00	8089.74	8090.46	8091.01	8092.49	0.037437	11.43	43.84	62.09	2.39
Reach-1	92691	500_year_Existin	1100.00	8089.74	8090.87	8091.89	8094.80	0.039489	15.92	69.59	62.88	2.65
Reach-1	92273	2_year_Existing	2.00	8079.50	8079.54	8079.54	8079.55	0.010681	0.87	2.30	60.62	0.78
Reach-1	92273	5_year_Existing	7.00	8079.50	8079.57	8079.57	8079.61	0.015122	1.59	4.41	60.81	1.04
Reach-1	92273	10_year_Existing	27.00	8079.50	8079.64	8079.69	8079.80	0.024989	3.16	8.55	61.19	1.49
Reach-1	92273	25_year_Existing	140.00	8079.50	8079.89	8080.04	8080.42	0.022691	5.88	23.87	62.59	1.67
Reach-1	92273	50_year_Existing	290.00	8079.50	8080.21	8080.38	8080.88	0.012879	6.59	44.72	69.92	1.39
Reach-1	92273	100_year_Existin	500.00	8079.50	8080.38	8080.76	8081.66	0.018320	9.10	57.06	74.91	1.72
Reach-1	92273	500_year_Existin	1100.00	8079.50	8080.87	8081.61	8083.27	0.018979	12.54	97.80	88.71	1.89
Reach-1	91788	2_year_Existing	2.00	8067.50	8067.55	8067.55	8067.56	0.003607	0.63	3.19	60.75	0.48
Reach-1	91788	5_year_Existing	7.00	8067.50	8067.57	8067.57	8067.61	0.015452	1.60	4.38	60.89	1.05
Reach-1	91788	10_year_Existing	27.00	8067.50	8067.67	8067.69	8067.78	0.012649	2.57	10.51	61.56	1.10
Reach-1	91788	25_year_Existing	140.00	8067.50	8067.88	8068.04	8068.44	0.024382	5.98	23.40	62.95	1.73
Reach-1	91788	50_year_Existing	290.00	8067.50	8067.96	8068.38	8069.55	0.053510	10.10	28.71	63.52	2.65
Reach-1	91788	100_year_Existin	500.00	8067.50	8068.24	8068.75	8070.05	0.032260	10.78	46.69	68.01	2.22
Reach-1	91788	500_year_Existin	1100.00	8067.50	8068.71	8069.80	8071.89	0.029302	14.34	78.99	70.52	2.30
Reach-1	91350	2_year_Existing	2.00	8055.50	8055.61	8055.52	8055.61	0.000319	0.30	6.67	62.11	0.16
Reach-1	91350	5_year_Existing	7.00	8055.50	8055.55	8055.58	8055.64	0.060930	2.41	2.91	61.15	1.95
Reach-1	91350	10_year_Existing	27.00	8055.50	8055.60	8055.68	8055.93	0.092699	4.66	5.79	61.89	2.69
Reach-1	91350	25_year_Existing	140.00	8055.50	8055.85	8056.03	8056.47	0.030784	6.31	22.20	65.91	1.91
Reach-1	91350	50_year_Existing	290.00	8055.50	8056.13	8056.35	8056.90	0.017505	7.03	41.40	70.25	1.59
Reach-1	91350	100_year_Existin	500.00	8055.50	8056.29	8056.72	8057.73	0.024335	9.65	52.45	72.53	1.95
Reach-1	91350	500_year_Existin	1100.00	8055.50	8056.71	8057.53	8059.55	0.026695	13.57	84.47	76.76	2.20
Reach-1	90892	2_year_Existing	2.00	8043.39	8043.42	8043.42	8043.44	0.018608	1.02	1.95	60.82	1.01
Reach-1	90892	5_year_Existing	7.00	8043.39	8043.46	8043.47	8043.50	0.014727	1.57	4.46	61.35	1.03
Reach-1	90892	10_year_Existing	27.00	8043.39	8043.56	8043.57	8043.66	0.012431	2.54	10.63	62.65	1.09
Reach-1	90892	25_year_Existing	140.00	8043.39	8043.77	8043.93	8044.30	0.023089	5.85	24.11	67.50	1.69
Reach-1	90892	50_year_Existing	290.00	8043.39	8043.89	8044.27	8045.21	0.040121	9.24	32.13	71.05	2.33
Reach-1	90892	100_year_Existin	500.00	8043.39	8044.15	8044.61	8045.77	0.028089	10.27	54.56	106.21	2.09
Reach-1	90892	500_year_Existin	1100.00	8043.39	8044.59	8045.36	8047.31	0.026605	13.62	103.01	114.66	2.20
Reach-1	90752	2_year_Existing	2.00	8035.88	8036.35	8036.02	8036.35	0.000045	0.26	7.73	20.11	0.07
Reach-1	90752	5_year_Existing	7.00	8035.88	8036.52	8036.12	8036.53	0.000165	0.63	11.16	20.29	0.15
Reach-1	90752	10_year_Existing	27.00	8035.88	8036.07	8036.36	8038.50	0.549162	12.50	2.16	19.78	6.67
Reach-1	90752	25_year_Existing	140.00	8035.88	8038.01	8037.11	8038.18	0.000846	3.39	41.52	20.63	0.42
Reach-1	90752	50_year_Existing	290.00	8035.88	8039.43	8037.81	8039.69	0.000618	4.13	71.13	20.95	0.39
Reach-1	90752	100_year_Existin	500.00	8035.88	8040.21	8038.63	8040.72	0.000903	5.72	112.60	109.48	0.49
Reach-1	90752	500_year_Existin	1100.00	8035.88	8042.73	8041.13	8043.08	0.000480	5.69	529.62	182.08	0.39
Reach-1	90715		Bridge									
Reach-1	90689	2_year_Existing	2.00	8036.09	8036.24	8036.24	8036.28	0.015172	1.51	1.33	19.76	1.02
Reach-1	90689	5_year_Existing	7.00	8036.09	8036.33	8036.33	8036.41	0.010618	2.22	3.15	19.90	0.99
Reach-1	90689	10_year_Existing	27.00	8036.09	8036.57	8036.57	8036.75	0.007541	3.40	7.93	20.26	0.96
Reach-1	90689	25_year_Existing	140.00	8036.09	8037.32	8037.32	8037.89	0.005703	6.04	23.24	20.46	1.00
Reach-1	90689	50_year_Existing	290.00	8036.09	8038.05	8038.05	8038.96	0.004736	7.64	38.17	20.61	0.98
Reach-1	90689	100_year_Existin	500.00	8036.09	8038.85	8038.85	8040.17	0.004283	9.22	54.77	20.79	0.99
Reach-1	90689	500_year_Existin	1100.00	8036.09	8041.31	8041.31	8042.55	0.001882	9.44	237.73	168.10	0.73
Reach-1	90504	2_year_Existing	2.00	8029.41	8029.53	8029.58	8029.74	0.330079	3.69	0.54	11.55	3.00
Reach-1	90504	5_year_Existing	7.00	8029.41	8029.58	8029.68	8030.02	0.350190	5.33	1.31	16.86	3.37
Reach-1	90504	10_year_Existing	27.00	8029.41	8029.64	8029.93	8031.82	0.723862	11.29	2.39	17.21	5.33
Reach-1	90504	25_year_Existing	140.00	8029.41	8030.01	8030.72	8033.72	0.270445	15.47	9.05	19.22	3.97
Reach-1	90504	50_year_Existing	290.00	8029.41	8032.75	8031.57	8032.87	0.000902	3.18	200.53	169.69	0.31

HEC-RAS Plan: UF Existing River: Upper Fountain C Reach: Reach-1 (Continued)

Reach	River Sta	Profile	Q Total	Min Ch El	W.S. Elev	Crit W.S.	E.G. Elev	E.G. Slope	Vel Chnl	Flow Area	Top Width	Froude # Chl
			(cfs)	(ft)	(ft)	(ft)	(ft)	(ft/ft)	(ft/s)	(sq ft)	(ft)	
Reach-1	90504	100_year_Existin	500.00	8029.41	8033.24	8032.24	8033.41	0.001233	4.09	286.65	180.33	0.38
Reach-1	90504	500_year_Existin	1100.00	8029.41	8034.68	8033.29	8034.88	0.001105	4.63	564.99	207.44	0.38
Reach-1	90479		Culvert									
Reach-1	90459	2_year_Existing	2.00	8028.26	8028.42	8028.42	8028.46	0.038555	1.66	1.20	16.93	1.10
Reach-1	90459	5_year_Existing	7.00	8028.26	8028.34	8028.51	8041.95	30.481590	29.60	0.24	6.62	3.37
Reach-1	90459	10_year_Existing	27.00	8028.26	8028.45	8028.77	8032.29	2.171675	15.72	1.72	17.12	5.33
Reach-1	90459	25_year_Existing	140.00	8028.26	8028.86	8029.55	8032.46	0.263349	15.22	9.20	19.65	3.97
Reach-1	90459	50_year_Existing	290.00	8028.26	8030.23	8030.23	8031.12	0.010914	7.59	39.39	23.61	1.00
Reach-1	90459	100_year_Existin	500.00	8028.26	8031.03	8031.03	8032.27	0.009319	8.98	59.10	25.38	0.98
Reach-1	90459	500_year_Existin	1100.00	8028.26	8032.83	8032.83	8033.83	0.004066	8.42	301.00	194.53	0.71
Reach-1	90246	2_year_Existing	2.00	8023.50	8023.63	8023.59	8023.65	0.009919	1.24	1.61	12.74	0.61
Reach-1	90246	5_year_Existing	7.00	8023.50	8023.72	8023.72	8023.82	0.022043	2.56	2.73	13.23	0.99
Reach-1	90246	10_year_Existing	27.00	8023.50	8024.01	8024.01	8024.25	0.017722	3.91	6.91	14.91	1.01
Reach-1	90246	25_year_Existing	140.00	8023.50	8024.88	8024.99	8025.47	0.014065	6.37	26.13	47.26	1.04
Reach-1	90246	50_year_Existing	290.00	8023.50	8025.01	8025.65	8026.89	0.037651	11.31	34.00	57.00	1.74
Reach-1	90246	100_year_Existin	500.00	8023.50	8025.34	8026.18	8028.09	0.044157	14.25	56.55	78.49	1.96
Reach-1	90246	500_year_Existin	1100.00	8023.50	8025.90	8026.93	8030.37	0.057155	19.71	118.22	141.88	2.34
Reach-1	89780	2_year_Existing	2.00	8009.50	8009.59	8009.59	8009.64	0.037278	1.84	1.09	12.91	1.11
Reach-1	89780	5_year_Existing	7.00	8009.50	8009.68	8009.71	8009.82	0.043267	3.08	2.27	13.83	1.34
Reach-1	89780	10_year_Existing	27.00	8009.50	8009.85	8010.06	8010.33	0.060446	5.56	4.85	15.65	1.76
Reach-1	89780	25_year_Existing	140.00	8009.50	8010.20	8010.57	8011.78	0.093007	10.98	24.45	95.42	2.45
Reach-1	89780	50_year_Existing	290.00	8009.50	8010.69	8010.91	8011.44	0.028205	8.91	82.48	140.13	1.49
Reach-1	89780	100_year_Existin	500.00	8009.50	8011.02	8011.26	8011.88	0.026337	10.22	131.47	159.23	1.50
Reach-1	89780	500_year_Existin	1100.00	8009.50	8011.69	8012.02	8012.81	0.024206	12.63	250.45	197.01	1.53
Reach-1	89345	2_year_Existing	2.00	7996.82	7996.91	7996.91	7996.96	0.029660	1.75	1.15	12.31	1.01
Reach-1	89345	5_year_Existing	7.00	7996.82	7997.04	7997.04	7997.14	0.022656	2.62	2.67	12.72	1.01
Reach-1	89345	10_year_Existing	27.00	7996.82	7997.35	7997.35	7997.59	0.017096	3.98	6.86	19.50	1.00
Reach-1	89345	25_year_Existing	140.00	7996.82	7998.12	7998.21	7998.72	0.014179	6.77	33.42	42.79	1.06
Reach-1	89345	50_year_Existing	290.00	7996.82	7998.45	7998.87	7999.83	0.025070	10.51	48.63	49.77	1.47
Reach-1	89345	100_year_Existin	500.00	7996.82	7998.98	7999.55	8000.80	0.024246	12.53	78.21	61.09	1.52
Reach-1	89345	500_year_Existin	1100.00	7996.82	8000.11	8000.92	8002.68	0.021798	15.80	162.51	91.83	1.54
Reach-1	88887	2_year_Existing	2.00	7983.91	7984.08	7984.01	7984.10	0.010801	0.95	2.12	12.34	0.40
Reach-1	88887	5_year_Existing	7.00	7983.91	7984.22	7984.13	7984.27	0.019004	1.83	3.83	12.60	0.58
Reach-1	88887	10_year_Existing	27.00	7983.91	7984.55	7984.44	7984.72	0.025008	3.32	8.50	19.62	0.75
Reach-1	88887	25_year_Existing	140.00	7983.91	7985.02	7985.35	7985.99	0.076426	8.46	23.34	42.61	1.43
Reach-1	88887	50_year_Existing	290.00	7983.91	7985.75	7985.90	7986.41	0.033436	7.89	67.11	76.85	1.03
Reach-1	88887	100_year_Existin	500.00	7983.91	7986.19	7986.45	7987.04	0.036469	9.51	115.49	150.22	1.12
Reach-1	88887	500_year_Existin	1100.00	7983.91	7986.72	7987.07	7987.91	0.048895	12.67	197.11	160.47	1.34
Reach-1	88548	2_year_Existing	2.00	7974.59	7974.69	7974.69	7974.73	0.045866	1.62	1.23	13.38	0.94
Reach-1	88548	5_year_Existing	7.00	7974.59	7974.80	7974.80	7974.90	0.043951	2.53	2.77	14.92	1.04
Reach-1	88548	10_year_Existing	27.00	7974.59	7975.07	7975.07	7975.28	0.031179	3.63	7.50	19.81	1.00
Reach-1	88548	25_year_Existing	140.00	7974.59	7975.95	7976.04	7976.33	0.014386	5.27	42.94	109.37	0.82
Reach-1	88548	50_year_Existing	290.00	7974.59	7976.22	7976.42	7976.91	0.023843	7.69	76.83	131.34	1.09
Reach-1	88548	100_year_Existin	500.00	7974.59	7976.59	7976.76	7977.34	0.022910	8.71	127.09	136.34	1.10
Reach-1	88548	500_year_Existin	1100.00	7974.59	7977.47	7977.47	7978.25	0.018270	9.97	251.06	147.96	1.05
Reach-1	88047	2_year_Existing	2.00	7959.50	7959.64	7959.57	7959.65	0.009162	0.76	2.63	18.88	0.36
Reach-1	88047	5_year_Existing	7.00	7959.50	7959.75	7959.67	7959.78	0.017546	1.51	4.63	19.38	0.54
Reach-1	88047	10_year_Existing	27.00	7959.50	7960.05	7959.90	7960.14	0.017751	2.53	11.13	32.94	0.62
Reach-1	88047	25_year_Existing	140.00	7959.50	7960.32	7960.61	7961.22	0.098036	7.90	22.15	47.25	1.57
Reach-1	88047	50_year_Existing	290.00	7959.50	7960.94	7961.11	7961.61	0.040485	7.47	61.38	79.07	1.11
Reach-1	88047	100_year_Existin	500.00	7959.50	7961.33	7961.53	7962.19	0.041698	8.91	95.05	92.37	1.17
Reach-1	88047	500_year_Existin	1100.00	7959.50	7961.95	7962.35	7963.44	0.054983	12.48	156.35	105.48	1.41
Reach-1	87627	2_year_Existing	2.00	7947.02	7947.07	7947.07	7947.10	0.143575	1.44	1.39	30.30	1.19
Reach-1	87627	5_year_Existing	7.00	7947.02	7947.15	7947.15	7947.20	0.062452	1.85	3.79	30.48	0.92
Reach-1	87627	10_year_Existing	27.00	7947.02	7947.31	7947.31	7947.46	0.054611	3.02	8.93	30.86	0.99
Reach-1	87627	25_year_Existing	140.00	7947.02	7947.89	7947.89	7948.30	0.039930	5.19	26.99	32.14	1.00
Reach-1	87627	50_year_Existing	290.00	7947.02	7948.42	7948.42	7949.08	0.032710	6.50	45.90	39.38	0.98
Reach-1	87627	100_year_Existin	500.00	7947.02	7949.02	7949.02	7949.90	0.027763	7.82	72.60	50.88	0.96
Reach-1	87627	500_year_Existin	1100.00	7947.02	7950.48	7950.52	7951.49	0.017035	8.63	192.26	143.15	0.82
Reach-1	87478	2_year_Existing	2.00	7941.16	7941.53	7941.27	7941.53	0.001169	0.49	4.11	12.15	0.15
Reach-1	87478	5_year_Existing	7.00	7941.16	7941.81	7941.41	7941.83	0.001969	0.91	7.70	13.01	0.21
Reach-1	87478	10_year_Existing	27.00	7941.16	7942.41	7941.72	7942.45	0.003046	1.69	16.19	17.18	0.28
Reach-1	87478	25_year_Existing	140.00	7941.16	7944.14	7942.80	7944.23	0.002314	2.74	71.86	69.73	0.29
Reach-1	87478	50_year_Existing	290.00	7941.16	7945.67	7943.64	7945.75	0.001335	2.79	276.91	236.25	0.24
Reach-1	87478	100_year_Existin	500.00	7941.16	7946.07	7944.33	7946.18	0.002099	3.70	373.65	253.56	0.30
Reach-1	87478	500_year_Existin	1100.00	7941.16	7946.70	7946.01	7946.92	0.004252	5.72	542.38	281.27	0.43
Reach-1	87453		Culvert									
Reach-1	87424	2_year_Existing	2.00	7941.16	7941.27	7941.27	7941.32	0.088841	1.84	1.09	11.38	1.05
Reach-1	87424	5_year_Existing	7.00	7941.16	7941.41	7941.41	7941.51	0.058614	2.64	2.65	11.79	0.96

HEC-RAS Plan: UF Existing River: Upper Fountain C Reach: Reach-1 (Continued)

Reach	River Sta	Profile	Q Total	Min Ch El	W.S. Elev	Crit W.S.	E.G. Elev	E.G. Slope	Vel Chnl	Flow Area	Top Width	Froude # Chl
			(cfs)	(ft)	(ft)	(ft)	(ft)	(ft/ft)	(ft/s)	(sq ft)	(ft)	
Reach-1	87424	10_year_Existing	27.00	7941.16	7941.73	7941.73	7941.99	0.045958	4.05	6.66	12.77	0.99
Reach-1	87424	25_year_Existing	140.00	7941.16	7942.78	7942.78	7943.41	0.030793	6.45	23.72	24.92	0.94
Reach-1	87424	50_year_Existing	290.00	7941.16	7943.50	7943.50	7944.40	0.028138	8.07	49.61	46.72	0.96
Reach-1	87424	100_year_Existin	500.00	7941.16	7944.43	7944.43	7945.22	0.018092	8.19	109.59	79.23	0.82
Reach-1	87424	500_year_Existin	1100.00	7941.16	7946.12	7946.12	7946.61	0.009193	7.80	440.49	360.37	0.63
Reach-1	87274	2_year_Existing	2.00	7931.21	7931.63	7931.45	7931.64	0.003190	0.57	3.50	15.20	0.21
Reach-1	87274	5_year_Existing	7.00	7931.21	7932.07	7931.58	7932.08	0.001082	0.64	10.93	18.03	0.14
Reach-1	87274	10_year_Existing	27.00	7931.21	7933.03	7931.87	7933.05	0.000696	0.96	29.46	20.68	0.13
Reach-1	87274	25_year_Existing	140.00	7931.21	7936.43	7932.72	7936.46	0.000363	1.49	116.23	34.67	0.12
Reach-1	87274	50_year_Existing	290.00	7931.21	7938.17	7933.47	7938.22	0.000476	2.08	302.21	310.71	0.14
Reach-1	87274	100_year_Existin	500.00	7931.21	7938.35	7934.33	7938.49	0.001160	3.34	363.16	348.02	0.22
Reach-1	87274	500_year_Existin	1100.00	7931.21	7938.27	7936.23	7939.02	0.006229	7.62	335.44	343.71	0.51
Reach-1	87220		Culvert									
Reach-1	87162	2_year_Existing	2.00	7927.39	7927.48	7927.48	7927.51	0.046424	1.47	1.36	17.16	0.92
Reach-1	87162	5_year_Existing	7.00	7927.39	7927.58	7927.58	7927.66	0.039565	2.29	3.06	17.71	0.97
Reach-1	87162	10_year_Existing	27.00	7927.39	7927.82	7927.82	7928.02	0.033235	3.61	7.47	19.04	1.02
Reach-1	87162	25_year_Existing	140.00	7927.39	7928.61	7928.61	7929.18	0.022143	6.11	23.37	20.99	0.99
Reach-1	87162	50_year_Existing	290.00	7927.39	7929.34	7929.34	7930.26	0.018640	7.74	39.29	22.53	0.99
Reach-1	87162	100_year_Existin	500.00	7927.39	7930.18	7930.18	7931.47	0.016185	9.20	58.92	24.30	0.98
Reach-1	87162	500_year_Existin	1100.00	7927.39	7931.98	7931.98	7934.15	0.014059	12.02	106.73	30.19	0.99
Reach-1	86965	2_year_Existing	2.00	7917.50	7917.53	7917.57	7917.71	0.017639	3.38	0.59	18.49	3.33
Reach-1	86965	5_year_Existing	7.00	7917.50	7917.77	7917.67	7917.80	0.008124	1.34	5.23	20.63	0.47
Reach-1	86965	10_year_Existing	27.00	7917.50	7917.79	7917.89	7918.15	0.094882	4.78	5.65	20.81	1.62
Reach-1	86965	25_year_Existing	140.00	7917.50	7918.15	7918.62	7919.75	0.150758	10.15	14.00	26.56	2.32
Reach-1	86965	50_year_Existing	290.00	7917.50	7918.45	7919.23	7921.40	0.166275	13.91	22.90	34.41	2.60
Reach-1	86965	100_year_Existin	500.00	7917.50	7918.77	7919.86	7923.14	0.167100	17.14	35.37	43.07	2.75
Reach-1	86965	500_year_Existin	1100.00	7917.50	7919.48	7921.11	7926.27	0.150051	22.10	72.78	62.18	2.61
Reach-1	86500	2_year_Existing	2.00	7907.50	7907.57	7907.57	7907.61	0.081201	1.46	1.35	18.46	0.96
Reach-1	86500	5_year_Existing	7.00	7907.50	7907.67	7907.67	7907.75	0.060770	2.22	3.15	18.79	0.96
Reach-1	86500	10_year_Existing	27.00	7907.50	7907.97	7907.90	7908.11	0.030371	3.02	8.94	19.83	0.79
Reach-1	86500	25_year_Existing	140.00	7907.50	7908.87	7908.70	7909.18	0.016796	4.65	38.98	49.06	0.71
Reach-1	86500	50_year_Existing	290.00	7907.50	7909.55	7909.30	7909.93	0.014064	5.58	79.95	72.53	0.69
Reach-1	86500	100_year_Existin	500.00	7907.50	7910.19	7909.88	7910.62	0.012297	6.27	128.94	77.86	0.66
Reach-1	86500	500_year_Existin	1100.00	7907.50	7911.56	7910.62	7912.13	0.010175	7.54	240.88	83.53	0.66
Reach-1	86028	2_year_Existing	2.00	7897.50	7897.78	7897.65	7897.80	0.008223	1.07	1.86	7.28	0.37
Reach-1	86028	5_year_Existing	7.00	7897.50	7898.05	7897.83	7898.09	0.010011	1.77	3.99	10.04	0.45
Reach-1	86028	10_year_Existing	27.00	7897.50	7898.46	7898.30	7898.61	0.014336	3.19	11.11	21.43	0.60
Reach-1	86028	25_year_Existing	150.00	7897.50	7899.40		7899.88	0.023070	6.56	37.17	34.30	0.86
Reach-1	86028	50_year_Existing	340.00	7897.50	7900.20	7900.20	7900.95	0.025434	8.77	88.83	44.73	0.96
Reach-1	86028	100_year_Existin	620.00	7897.50	7900.98	7900.98	7901.99	0.028652	10.69	106.08	50.68	1.02
Reach-1	86028	500_year_Existin	1400.00	7897.50	7902.47	7902.47	7904.03	0.026393	14.07	190.36	62.24	1.12
Reach-1	85596	2_year_Existing	2.00	7889.50	7889.63	7889.63	7889.71	0.077576	2.24	0.89	7.39	1.14
Reach-1	85596	5_year_Existing	7.00	7889.50	7889.82	7889.82	7889.95	0.047414	2.91	2.41	9.28	1.01
Reach-1	85596	10_year_Existing	27.00	7889.50	7890.22	7890.22	7890.43	0.026018	3.79	9.06	31.41	0.86
Reach-1	85596	25_year_Existing	150.00	7889.50	7891.03	7890.94	7891.31	0.016981	5.41	52.93	62.38	0.80
Reach-1	85596	50_year_Existing	340.00	7889.50	7891.77	7891.46	7892.11	0.014026	6.48	102.60	73.91	0.78
Reach-1	85596	100_year_Existin	620.00	7889.50	7892.49	7892.05	7892.95	0.013777	7.79	167.40	129.87	0.81
Reach-1	85596	500_year_Existin	1400.00	7889.50	7893.46	7893.27	7894.16	0.016260	10.31	314.74	152.83	0.92
Reach-1	85084	2_year_Existing	2.00	7879.50	7879.82	7879.64	7879.83	0.003520	0.78	2.56	10.03	0.27
Reach-1	85084	5_year_Existing	7.00	7879.50	7880.03	7879.81	7880.06	0.006158	1.40	5.32	22.62	0.39
Reach-1	85084	10_year_Existing	27.00	7879.50	7880.29	7880.17	7880.42	0.014661	2.95	11.54	25.17	0.64
Reach-1	85084	25_year_Existing	150.00	7879.50	7881.12	7881.02	7881.57	0.021388	6.09	35.65	33.11	0.88
Reach-1	85084	50_year_Existing	340.00	7879.50	7881.83	7881.83	7882.67	0.024963	8.56	61.71	39.92	1.02
Reach-1	85084	100_year_Existin	620.00	7879.50	7882.71	7882.71	7883.86	0.023260	10.35	100.75	49.84	1.04
Reach-1	85084	500_year_Existin	1400.00	7879.50	7884.51	7884.51	7885.75	0.016378	11.82	241.76	88.32	0.94
Reach-1	84440	2_year_Existing	8.00	7865.50	7865.87	7865.87	7866.04	0.045724	3.38	2.38	6.99	1.02
Reach-1	84440	5_year_Existing	24.00	7865.50	7866.26	7866.26	7866.56	0.036784	4.40	5.45	8.97	0.99
Reach-1	84440	10_year_Existing	110.00	7865.50	7867.37	7867.26	7867.93	0.020826	6.02	19.48	16.76	0.87
Reach-1	84440	25_year_Existing	440.00	7865.50	7869.29	7869.29	7870.41	0.016082	9.15	71.62	41.81	0.87
Reach-1	84440	50_year_Existing	850.00	7865.50	7870.55	7870.90	7871.85	0.014557	10.74	172.76	127.29	0.87
Reach-1	84440	100_year_Existin	1400.00	7865.50	7871.32	7871.65	7872.70	0.015366	12.21	274.83	138.90	0.92
Reach-1	84440	500_year_Existin	2800.00	7865.50	7872.50	7872.82	7874.24	0.018551	15.29	446.06	148.79	1.05
Reach-1	83994	2_year_Existing	8.00	7855.50	7856.05	7855.88	7856.13	0.012627	2.26	3.54	6.95	0.56
Reach-1	83994	5_year_Existing	24.00	7855.50	7856.52	7856.26	7856.70	0.014317	3.42	7.01	7.76	0.63
Reach-1	83994	10_year_Existing	110.00	7855.50	7857.68	7857.47	7858.32	0.022250	6.39	17.23	9.86	0.84
Reach-1	83994	25_year_Existing	440.00	7855.50	7859.78	7859.83	7861.63	0.024170	11.19	45.79	17.44	1.00
Reach-1	83994	50_year_Existing	850.00	7855.50	7861.14	7862.01	7863.52	0.024061	13.65	118.53	92.28	1.05
Reach-1	83994	100_year_Existin	1400.00	7855.50	7862.10	7862.84	7864.34	0.022795	14.87	231.37	142.95	1.05
Reach-1	83994	500_year_Existin	2800.00	7855.50	7863.47	7863.99	7865.41	0.021085	16.34	445.83	162.74	1.05
Reach-1	83534	2_year_Existing	8.00	7845.50	7845.80	7845.80	7845.91	0.048845	2.60	3.07	14.40	0.99

HEC-RAS Plan: UF Existing River: Upper Fountain C Reach: Reach-1 (Continued)

Reach	River Sta	Profile	Q Total	Min Ch El	W.S. Elev	Crit W.S.	E.G. Elev	E.G. Slope	Vel Chnl	Flow Area	Top Width	Froude # Chl
			(cfs)	(ft)	(ft)	(ft)	(ft)	(ft/ft)	(ft/s)	(sq ft)	(ft)	
Reach-1	83534	5_year_Existing	24.00	7845.50	7846.03	7846.03	7846.21	0.041948	3.36	7.15	20.96	1.00
Reach-1	83534	10_year_Existing	110.00	7845.50	7846.63	7846.63	7847.01	0.028939	5.12	24.14	35.42	0.94
Reach-1	83534	25_year_Existing	440.00	7845.50	7847.51	7847.79	7848.52	0.032738	8.84	64.45	55.62	1.16
Reach-1	83534	50_year_Existing	850.00	7845.50	7849.92	7848.52	7850.22	0.003675	5.22	226.07	76.08	0.45
Reach-1	83534	100_year_Existin	1400.00	7845.50	7851.19	7849.30	7851.55	0.003427	6.00	351.83	111.32	0.45
Reach-1	83534	500_year_Existin	2800.00	7845.50	7853.03	7850.25	7853.55	0.003727	7.59	575.02	130.16	0.49
Reach-1	83445	2_year_Existing	8.00	7842.16	7842.91	7842.55	7842.93	0.002562	1.09	7.33	13.66	0.26
Reach-1	83445	5_year_Existing	24.00	7842.16	7843.34	7842.84	7843.39	0.003879	1.78	13.52	15.60	0.34
Reach-1	83445	10_year_Existing	110.00	7842.16	7844.43	7843.84	7844.60	0.005363	3.37	32.70	18.51	0.45
Reach-1	83445	25_year_Existing	440.00	7842.16	7846.46	7845.28	7847.07	0.006751	6.27	70.97	19.14	0.57
Reach-1	83445	50_year_Existing	850.00	7842.16	7849.11	7846.69	7849.77	0.003851	6.73	166.99	97.75	0.47
Reach-1	83445	100_year_Existin	1400.00	7842.16	7849.56	7849.55	7850.85	0.007267	9.67	213.51	107.84	0.65
Reach-1	83445	500_year_Existin	2800.00	7842.16	7852.59	7851.27	7853.22	0.003204	8.19	606.95	140.78	0.46
Reach-1	83423		Bridge									
Reach-1	83401	2_year_Existing	8.00	7841.27	7841.73	7841.65	7841.81	0.022041	2.24	3.57	11.51	0.71
Reach-1	83401	5_year_Existing	24.00	7841.27	7842.05	7841.93	7842.20	0.020080	3.13	7.67	13.79	0.74
Reach-1	83401	10_year_Existing	110.00	7841.27	7842.93	7842.76	7843.33	0.019869	5.10	21.58	17.91	0.82
Reach-1	83401	25_year_Existing	440.00	7841.27	7844.54	7844.38	7845.68	0.018379	8.57	51.64	18.86	0.90
Reach-1	83401	50_year_Existing	850.00	7841.27	7845.81	7845.81	7847.81	0.019553	11.36	75.86	19.24	0.99
Reach-1	83401	100_year_Existin	1400.00	7841.27	7848.80	7848.80	7849.90	0.006071	9.14	249.65	144.52	0.61
Reach-1	83401	500_year_Existin	2800.00	7841.27	7850.29	7850.29	7851.48	0.006671	10.89	497.95	181.97	0.66
Reach-1	83180	2_year_Existing	8.00	7837.50	7838.13		7838.17	0.012670	1.71	4.68	11.00	0.46
Reach-1	83180	5_year_Existing	24.00	7837.50	7838.55		7838.63	0.013091	2.32	10.38	15.78	0.50
Reach-1	83180	10_year_Existing	110.00	7837.50	7839.47	7839.06	7839.69	0.013282	3.74	31.36	34.30	0.57
Reach-1	83180	25_year_Existing	440.00	7837.50	7840.52	7840.44	7841.12	0.020430	6.82	84.77	67.40	0.78
Reach-1	83180	50_year_Existing	850.00	7837.50	7841.39	7841.24	7842.08	0.017836	7.84	150.36	81.59	0.77
Reach-1	83180	100_year_Existin	1400.00	7837.50	7840.73	7841.97	7845.21	0.141381	18.99	99.53	73.20	2.08
Reach-1	83180	500_year_Existin	2800.00	7837.50	7841.82	7843.19	7846.61	0.108744	21.01	186.34	87.05	1.93
Reach-1	82994	2_year_Existing	8.00	7833.52	7833.98	7833.98	7834.18	0.043552	3.61	2.22	5.62	1.01
Reach-1	82994	5_year_Existing	24.00	7833.52	7834.42	7834.42	7834.78	0.037197	4.81	4.99	7.14	1.01
Reach-1	82994	10_year_Existing	110.00	7833.52	7835.63	7835.63	7836.38	0.024320	6.98	17.79	16.04	0.94
Reach-1	82994	25_year_Existing	440.00	7833.52	7837.29	7837.29	7837.98	0.014355	8.43	128.77	100.18	0.81
Reach-1	82994	50_year_Existing	850.00	7833.52	7838.06	7838.06	7838.88	0.016615	10.40	213.14	117.91	0.90
Reach-1	82994	100_year_Existin	1400.00	7833.52	7838.76	7838.76	7839.75	0.018548	12.19	299.13	126.23	0.98
Reach-1	82994	500_year_Existin	2800.00	7833.52	7839.96	7839.96	7841.38	0.022930	15.71	456.98	137.34	1.13
Reach-1	82880	2_year_Existing	8.00	7827.78	7828.85	7828.39	7828.92	0.006688	2.09	3.82	4.34	0.39
Reach-1	82880	5_year_Existing	24.00	7827.78	7829.67	7828.96	7829.81	0.006751	3.01	9.21	10.60	0.42
Reach-1	82880	10_year_Existing	110.00	7827.78	7832.66	7830.54	7832.74	0.001514	2.89	84.95	56.45	0.24
Reach-1	82880	25_year_Existing	440.00	7827.78	7834.72	7832.24	7834.88	0.002723	4.98	279.07	144.44	0.34
Reach-1	82880	50_year_Existing	850.00	7827.78	7835.98	7834.61	7836.11	0.002558	5.42	468.91	157.52	0.34
Reach-1	82880	100_year_Existin	1400.00	7827.78	7837.24	7835.23	7837.38	0.002477	5.89	674.25	168.13	0.34
Reach-1	82880	500_year_Existin	2800.00	7827.78	7839.73	7836.26	7839.89	0.002273	6.62	1111.26	182.70	0.34
Reach-1	82852		Culvert									
Reach-1	82827	2_year_Existing	8.00	7827.80	7828.42	7828.42	7828.68	0.043949	4.06	1.97	3.69	0.98
Reach-1	82827	5_year_Existing	24.00	7827.80	7828.99	7828.99	7829.47	0.043771	5.60	4.28	4.50	1.01
Reach-1	82827	10_year_Existing	110.00	7827.80	7830.62	7830.62	7831.07	0.016004	6.32	38.00	56.56	0.70
Reach-1	82827	25_year_Existing	440.00	7827.80	7831.73	7831.73	7832.21	0.019134	8.82	139.77	105.59	0.82
Reach-1	82827	50_year_Existing	850.00	7827.80	7832.41	7832.41	7833.06	0.024785	11.25	224.05	143.14	0.96
Reach-1	82827	100_year_Existin	1400.00	7827.80	7833.01	7833.01	7833.72	0.026376	12.67	319.38	166.98	1.01
Reach-1	82827	500_year_Existin	2800.00	7827.80	7833.98	7833.87	7834.93	0.031151	15.54	484.49	173.37	1.13
Reach-1	82608	2_year_Existing	8.00	7821.50	7821.98	7821.86	7822.05	0.015651	2.20	3.64	9.23	0.62
Reach-1	82608	5_year_Existing	24.00	7821.50	7822.38	7822.19	7822.52	0.015520	3.06	7.84	11.91	0.66
Reach-1	82608	10_year_Existing	110.00	7821.50	7822.73	7823.11	7823.93	0.085517	8.80	12.50	14.31	1.66
Reach-1	82608	25_year_Existing	440.00	7821.50	7824.18	7824.74	7825.93	0.040567	11.36	58.04	49.15	1.32
Reach-1	82608	50_year_Existing	850.00	7821.50	7825.34	7825.80	7827.05	0.027214	12.21	130.74	76.45	1.16
Reach-1	82608	100_year_Existin	1400.00	7821.50	7826.41	7826.78	7828.14	0.022074	13.16	225.75	100.58	1.09
Reach-1	82608	500_year_Existin	2800.00	7821.50	7828.40	7828.40	7830.02	0.015687	14.14	457.33	128.18	0.98
Reach-1	82055	2_year_Existing	8.00	7811.50	7811.89	7811.82	7811.96	0.021631	2.10	3.82	13.40	0.69
Reach-1	82055	5_year_Existing	24.00	7811.50	7812.13	7812.10	7812.27	0.022553	3.04	10.35	39.07	0.77
Reach-1	82055	10_year_Existing	110.00	7811.50	7812.75	7812.64	7813.02	0.018850	4.78	38.53	50.03	0.80
Reach-1	82055	25_year_Existing	440.00	7811.50	7813.97	7813.70	7814.57	0.017544	7.64	108.27	65.02	0.88
Reach-1	82055	50_year_Existing	850.00	7811.50	7814.89	7814.64	7815.81	0.018643	9.83	173.83	77.95	0.96
Reach-1	82055	100_year_Existin	1400.00	7811.50	7815.78	7815.61	7817.06	0.019956	11.95	248.40	90.45	1.04
Reach-1	82055	500_year_Existin	2800.00	7811.50	7817.25	7817.48	7819.39	0.023868	16.03	397.66	111.31	1.19
Reach-1	81596	2_year_Existing	8.00	7801.80	7802.22	7802.14	7802.30	0.020473	2.25	3.56	10.79	0.69
Reach-1	81596	5_year_Existing	24.00	7801.80	7802.57	7802.44	7802.71	0.019296	3.03	7.93	14.65	0.72
Reach-1	81596	10_year_Existing	110.00	7801.80	7803.31	7803.21	7803.72	0.022036	5.18	21.62	21.90	0.87
Reach-1	81596	25_year_Existing	440.00	7801.80	7804.71	7804.71	7805.83	0.020510	8.66	60.40	33.10	0.96
Reach-1	81596	50_year_Existing	850.00	7801.80	7806.01	7806.01	7807.56	0.017121	10.45	110.82	45.81	0.94
Reach-1	81596	100_year_Existin	1400.00	7801.80	7807.41	7807.41	7809.26	0.014462	11.83	188.50	67.87	0.91

HEC-RAS Plan: UF Existing River: Upper Fountain C Reach: Reach-1 (Continued)

Reach	River Sta	Profile	Q Total	Min Ch El	W.S. Elev	Crit W.S.	E.G. Elev	E.G. Slope	Vel Chnl	Flow Area	Top Width	Froude # Chl
			(cfs)	(ft)	(ft)	(ft)	(ft)	(ft/ft)	(ft/s)	(sq ft)	(ft)	
Reach-1	81596	500_year_Existin	2800.00	7801.80	7809.78	7809.84	7812.02	0.012348	14.01	397.11	107.08	0.90
Reach-1	80994	2_year_Existing	8.00	7789.50	7789.88	7789.81	7789.94	0.020763	1.94	4.12	15.74	0.67
Reach-1	80994	5_year_Existing	24.00	7789.50	7790.12	7790.04	7790.24	0.022278	2.80	8.58	19.99	0.75
Reach-1	80994	10_year_Existing	110.00	7789.50	7790.82	7790.67	7791.13	0.019791	4.42	24.88	26.57	0.80
Reach-1	80994	25_year_Existing	440.00	7789.50	7792.05	7791.91	7792.89	0.018612	7.42	68.55	100.08	0.90
Reach-1	80994	50_year_Existing	850.00	7789.50	7792.53	7793.03	7794.17	0.029957	10.78	120.99	116.37	1.17
Reach-1	80994	100_year_Existin	1400.00	7789.50	7792.97	7793.81	7795.51	0.040859	13.96	174.27	126.94	1.41
Reach-1	80994	500_year_Existin	2800.00	7789.50	7793.77	7795.05	7798.01	0.056586	19.20	284.09	143.92	1.72
Reach-1	80494	2_year_Existing	8.00	7777.50	7777.94	7777.85	7778.03	0.027582	2.51	3.19	8.66	0.73
Reach-1	80494	5_year_Existing	24.00	7777.50	7778.31	7778.19	7778.50	0.026372	3.49	6.89	10.96	0.77
Reach-1	80494	10_year_Existing	110.00	7777.50	7779.29	7779.15	7779.74	0.026414	5.37	20.50	16.93	0.86
Reach-1	80494	25_year_Existing	440.00	7777.50	7780.83	7780.83	7781.95	0.025973	8.55	55.53	31.81	0.96
Reach-1	80494	50_year_Existing	850.00	7777.50	7782.21	7782.21	7783.60	0.019177	9.87	113.26	50.12	0.89
Reach-1	80494	100_year_Existin	1400.00	7777.50	7783.40	7783.40	7785.17	0.018157	11.50	177.97	58.34	0.90
Reach-1	80494	500_year_Existin	2800.00	7777.50	7785.59	7785.59	7788.11	0.017634	14.41	323.63	76.61	0.94
Reach-1	79994	2_year_Existing	8.00	7767.50	7767.99	7767.85	7768.05	0.015723	1.95	4.11	10.76	0.56
Reach-1	79994	5_year_Existing	24.00	7767.50	7768.38	7768.16	7768.49	0.015645	2.67	8.98	14.51	0.60
Reach-1	79994	10_year_Existing	110.00	7767.50	7769.33	7768.99	7769.57	0.015976	3.98	27.62	24.86	0.67
Reach-1	79994	25_year_Existing	440.00	7767.50	7770.67	7770.42	7771.28	0.016009	6.30	86.44	80.81	0.75
Reach-1	79994	50_year_Existing	850.00	7767.50	7771.62	7771.42	7772.34	0.013885	7.44	182.39	116.51	0.74
Reach-1	79994	100_year_Existin	1400.00	7767.50	7772.33	7772.20	7773.31	0.015620	9.04	273.23	137.65	0.81
Reach-1	79994	500_year_Existin	2800.00	7767.50	7773.94	7773.80	7775.06	0.013283	10.51	519.28	163.29	0.79
Reach-1	79494	2_year_Existing	8.00	7759.50	7759.92	7759.79	7759.96	0.016822	1.65	4.85	17.17	0.55
Reach-1	79494	5_year_Existing	24.00	7759.50	7760.18	7760.03	7760.27	0.017303	2.40	10.43	27.67	0.61
Reach-1	79494	10_year_Existing	110.00	7759.50	7760.77		7761.00	0.018407	4.21	39.92	68.19	0.72
Reach-1	79494	25_year_Existing	440.00	7759.50	7761.72	7761.60	7762.21	0.020478	6.80	122.03	103.24	0.84
Reach-1	79494	50_year_Existing	850.00	7759.50	7762.31	7762.31	7763.09	0.025882	9.06	187.90	119.06	0.99
Reach-1	79494	100_year_Existin	1400.00	7759.50	7763.10	7762.98	7763.98	0.022567	10.09	287.19	130.99	0.96
Reach-1	79494	500_year_Existin	2800.00	7759.50	7764.16	7764.16	7765.62	0.028618	13.61	430.94	139.96	1.14
Reach-1	78959	2_year_Existing	8.00	7745.50	7745.81	7745.81	7745.93	0.061379	2.77	2.89	12.44	1.01
Reach-1	78959	5_year_Existing	24.00	7745.50	7746.07	7746.07	7746.27	0.051128	3.61	6.66	16.84	1.01
Reach-1	78959	10_year_Existing	110.00	7745.50	7746.76	7746.76	7747.21	0.038589	5.40	20.38	22.67	1.00
Reach-1	78959	25_year_Existing	440.00	7745.50	7748.10	7748.10	7748.99	0.030232	7.58	59.18	38.13	0.99
Reach-1	78959	50_year_Existing	850.00	7745.50	7749.15	7749.19	7750.29	0.022066	8.78	122.45	74.97	0.92
Reach-1	78959	100_year_Existin	1400.00	7745.50	7749.93	7749.93	7751.53	0.023717	10.71	188.60	94.76	0.99
Reach-1	78959	500_year_Existin	2800.00	7745.50	7752.85	7751.86	7753.61	0.006962	8.59	682.59	194.19	0.59
Reach-1	78812	2_year_Existing	8.00	7740.34	7741.34	7740.79	7741.35	0.001141	0.94	8.51	12.48	0.20
Reach-1	78812	5_year_Existing	24.00	7740.34	7741.91	7741.10	7741.94	0.001647	1.44	16.68	16.72	0.25
Reach-1	78812	10_year_Existing	110.00	7740.34	7743.23	7742.04	7743.31	0.002228	2.35	46.93	29.10	0.32
Reach-1	78812	25_year_Existing	440.00	7740.34	7745.18	7743.56	7745.45	0.002524	4.18	122.88	46.09	0.39
Reach-1	78812	50_year_Existing	850.00	7740.34	7746.70	7744.66	7747.13	0.002730	5.49	193.73	61.57	0.43
Reach-1	78812	100_year_Existin	1400.00	7740.34	7748.27	7745.79	7748.91	0.002873	6.73	268.01	75.59	0.46
Reach-1	78812	500_year_Existin	2800.00	7740.34	7752.51	7748.02	7753.09	0.001605	6.97	893.73	241.79	0.37
Reach-1	78785		Bridge									
Reach-1	78692	2_year_Existing	8.00	7740.34	7740.80	7740.80	7740.94	0.035519	3.01	2.65	9.25	0.99
Reach-1	78692	5_year_Existing	24.00	7740.34	7741.11	7741.11	7741.37	0.030792	4.13	5.82	11.11	1.01
Reach-1	78692	10_year_Existing	110.00	7740.34	7742.04	7742.04	7742.56	0.024725	5.79	19.00	17.96	0.99
Reach-1	78692	25_year_Existing	440.00	7740.34	7743.55	7743.55	7744.50	0.019730	7.86	57.60	35.95	0.98
Reach-1	78692	50_year_Existing	850.00	7740.34	7744.67	7744.67	7746.00	0.015640	9.41	105.70	56.27	0.94
Reach-1	78692	100_year_Existin	1400.00	7740.34	7745.82	7745.82	7747.55	0.013783	10.91	162.41	77.24	0.93
Reach-1	78692	500_year_Existin	2800.00	7740.34	7747.91	7747.91	7750.07	0.011442	12.95	376.08	115.04	0.91
Reach-1	78531	2_year_Existing	8.00	7737.70	7737.86	7737.78	7737.87	0.008512	0.80	9.98	63.08	0.36
Reach-1	78531	5_year_Existing	24.00	7737.70	7737.97	7737.88	7738.00	0.013374	1.41	17.04	64.91	0.46
Reach-1	78531	10_year_Existing	110.00	7737.70	7738.34	7738.15	7738.45	0.015191	2.68	41.70	69.80	0.60
Reach-1	78531	25_year_Existing	440.00	7737.70	7738.68	7738.62	7739.40	0.055514	6.82	68.30	73.92	1.23
Reach-1	78531	50_year_Existing	850.00	7737.70	7738.90	7739.42	7740.85	0.103354	10.67	82.87	76.56	1.73
Reach-1	78531	100_year_Existin	1400.00	7737.70	7739.21	7740.08	7742.15	0.128389	13.87	106.91	80.25	2.00
Reach-1	78531	500_year_Existin	2800.00	7737.70	7739.97	7741.41	7744.89	0.125900	18.08	171.32	89.39	2.13
Reach-1	78363	2_year_Existing	8.00	7733.50	7733.58	7733.58	7733.62	0.105793	1.73	4.62	60.90	1.11
Reach-1	78363	5_year_Existing	24.00	7733.50	7733.87	7733.67	7733.75	0.064839	2.31	10.39	61.52	0.99
Reach-1	78363	10_year_Existing	110.00	7733.50	7733.96	7733.96	7734.19	0.050017	3.88	28.35	63.40	1.02
Reach-1	78363	25_year_Existing	440.00	7733.50	7736.01	7734.85	7736.13	0.002483	2.72	168.26	72.66	0.30
Reach-1	78363	50_year_Existing	850.00	7733.50	7737.63	7735.28	7737.78	0.001705	3.14	291.31	79.71	0.27
Reach-1	78363	100_year_Existin	1400.00	7733.50	7738.73	7735.96	7738.97	0.002068	4.05	385.07	91.34	0.31
Reach-1	78363	500_year_Existin	2800.00	7733.50	7739.95	7737.39	7740.57	0.003950	6.45	504.84	103.13	0.45
Reach-1	78249	2_year_Existing	8.00	7728.18	7729.07	7728.78	7729.15	0.012078	2.26	3.55	5.35	0.49
Reach-1	78249	5_year_Existing	24.00	7728.18	7729.88	7729.28	7730.00	0.008986	2.76	8.68	7.37	0.45
Reach-1	78249	10_year_Existing	110.00	7728.18	7733.01	7730.66	7733.14	0.001999	2.90	42.77	17.12	0.26
Reach-1	78249	25_year_Existing	440.00	7728.18	7733.39	7733.39	7735.03	0.023075	10.46	50.56	24.18	0.88
Reach-1	78249	50_year_Existing	850.00	7728.18	7735.42	7735.42	7736.93	0.015640	11.11	133.22	52.73	0.77

HEC-RAS Plan: UF Existing River: Upper Fountain C Reach: Reach-1 (Continued)

Reach	River Sta	Profile	Q Total	Min Ch El	W.S. Elev	Crit W.S.	E.G. Elev	E.G. Slope	Vel Chnl	Flow Area	Top Width	Froude # Chl
			(cfs)	(ft)	(ft)	(ft)	(ft)	(ft/ft)	(ft/s)	(sq ft)	(ft)	
Reach-1	78249	100_year_Existin	1400.00	7728.18	7737.30	7737.30	7738.30	0.009793	10.45	361.10	172.83	0.64
Reach-1	78249	500_year_Existin	2800.00	7728.18	7738.72	7738.72	7739.74	0.011061	12.34	671.01	243.56	0.70
Reach-1	78215		Culvert									
Reach-1	78177	2_year_Existing	8.00	7724.79	7725.14	7725.38	7726.13	0.527277	7.99	1.00	4.15	0.49
Reach-1	78177	5_year_Existing	24.00	7724.79	7725.43	7725.88	7727.20	0.402015	10.69	2.25	4.64	0.45
Reach-1	78177	10_year_Existing	110.00	7724.79	7727.57	7727.32	7728.21	0.028121	6.40	17.20	9.31	0.83
Reach-1	78177	25_year_Existing	440.00	7724.79	7730.19	7730.19	7731.71	0.021875	10.12	54.06	27.77	0.84
Reach-1	78177	50_year_Existing	850.00	7724.79	7732.10	7732.10	7733.50	0.015607	10.83	136.80	52.58	0.78
Reach-1	78177	100_year_Existin	1400.00	7724.79	7733.26	7733.26	7735.07	0.018241	13.10	202.65	61.46	0.84
Reach-1	78177	500_year_Existin	2800.00	7724.79	7735.46	7735.46	7737.77	0.019848	16.21	370.38	90.40	0.92
Reach-1	78018	2_year_Existing	8.00	7723.80	7723.99	7723.88	7724.00	0.005674	0.68	11.76	60.65	0.27
Reach-1	78018	5_year_Existing	24.00	7723.80	7724.13	7723.97	7724.15	0.009201	1.22	19.71	60.82	0.38
Reach-1	78018	10_year_Existing	110.00	7723.80	7724.46	7724.27	7724.59	0.016404	2.65	41.53	61.26	0.57
Reach-1	78018	25_year_Existing	440.00	7723.80	7725.37	7724.97	7725.70	0.016130	4.59	96.08	61.69	0.85
Reach-1	78018	50_year_Existing	850.00	7723.80	7724.93	7725.61	7727.29	0.180452	12.32	69.05	61.49	2.05
Reach-1	78018	100_year_Existin	1400.00	7723.80	7725.45	7726.33	7728.45	0.139383	13.92	100.78	61.72	1.91
Reach-1	78018	500_year_Existin	2800.00	7723.80	7726.50	7727.80	7730.96	0.106962	16.96	165.88	62.19	1.82
Reach-1	77587	2_year_Existing	8.00	7715.50	7715.58	7715.58	7715.62	0.088019	1.64	4.87	60.54	1.02
Reach-1	77587	5_year_Existing	24.00	7715.50	7715.67	7715.67	7715.75	0.065278	2.33	10.32	60.71	0.99
Reach-1	77587	10_year_Existing	110.00	7715.50	7716.08	7715.97	7716.23	0.023324	3.12	35.28	61.45	0.72
Reach-1	77587	25_year_Existing	440.00	7715.50	7716.81	7716.67	7717.28	0.024110	5.47	80.79	62.88	0.84
Reach-1	77587	50_year_Existing	850.00	7715.50	7717.35	7717.31	7718.22	0.028518	7.49	114.75	63.91	0.97
Reach-1	77587	100_year_Existin	1400.00	7715.50	7718.02	7718.02	7719.28	0.027169	9.00	156.38	65.21	1.00
Reach-1	77587	500_year_Existin	2800.00	7715.50	7719.49	7719.49	7721.46	0.023197	11.31	256.39	68.03	1.00
Reach-1	77108	2_year_Existing	8.00	7701.50	7701.67	7701.59	7701.68	0.007418	0.77	10.43	63.38	0.33
Reach-1	77108	5_year_Existing	24.00	7701.50	7701.83	7701.67	7701.85	0.006717	1.13	21.16	66.31	0.35
Reach-1	77108	10_year_Existing	110.00	7701.50	7701.99	7701.96	7702.18	0.038020	3.45	31.91	69.12	0.89
Reach-1	77108	25_year_Existing	440.00	7701.50	7702.60	7702.60	7703.11	0.037036	5.75	76.95	78.86	1.00
Reach-1	77108	50_year_Existing	850.00	7701.50	7703.17	7703.17	7703.94	0.031070	7.08	124.02	88.80	0.99
Reach-1	77108	100_year_Existin	1400.00	7701.50	7703.66	7703.79	7704.85	0.033495	8.81	168.87	93.71	1.08
Reach-1	77108	500_year_Existin	2800.00	7701.50	7705.96	7705.05	7706.88	0.010135	7.96	420.72	125.81	0.67
Reach-1	76746	2_year_Existing	8.00	7695.50	7695.59	7695.59	7695.62	0.066992	1.51	5.30	60.81	0.90
Reach-1	76746	5_year_Existing	24.00	7695.50	7695.67	7695.67	7695.75	0.066973	2.34	10.27	61.19	1.01
Reach-1	76746	10_year_Existing	110.00	7695.50	7696.27		7696.35	0.008779	2.30	47.88	63.86	0.47
Reach-1	76746	25_year_Existing	440.00	7695.50	7698.69	7696.66	7698.76	0.001144	2.16	213.76	73.32	0.21
Reach-1	76746	50_year_Existing	850.00	7695.50	7702.60	7697.29	7702.65	0.000276	1.81	530.84	88.64	0.12
Reach-1	76746	100_year_Existin	1400.00	7695.50	7703.53	7697.98	7703.63	0.000491	2.62	614.45	92.26	0.16
Reach-1	76746	500_year_Existin	2800.00	7695.50	7705.82		7706.01	0.000723	3.76	1221.37	315.73	0.21
Reach-1	76626	2_year_Existing	8.00	7692.75	7693.72	7693.19	7693.73	0.002228	1.01	7.89	12.61	0.23
Reach-1	76626	5_year_Existing	24.00	7692.75	7694.27	7693.55	7694.31	0.002567	1.54	15.77	15.63	0.26
Reach-1	76626	10_year_Existing	110.00	7692.75	7695.54	7694.44	7695.69	0.003663	3.06	39.08	20.73	0.36
Reach-1	76626	25_year_Existing	440.00	7692.75	7697.96	7696.22	7698.40	0.004589	5.55	99.97	29.11	0.45
Reach-1	76626	50_year_Existing	850.00	7692.75	7702.06	7697.73	7702.46	0.001897	5.44	313.38	177.89	0.32
Reach-1	76626	100_year_Existin	1400.00	7692.75	7702.39	7699.27	7703.27	0.004156	8.24	371.06	191.87	0.48
Reach-1	76626	500_year_Existin	2800.00	7692.75	7705.34	7703.68	7705.79	0.002336	7.45	1142.57	299.80	0.38
Reach-1	76601		Bridge									
Reach-1	76571	2_year_Existing	8.00	7692.22	7692.98	7692.66	7693.01	0.005936	1.45	5.51	10.73	0.36
Reach-1	76571	5_year_Existing	24.00	7692.22	7693.43	7693.01	7693.50	0.007062	2.15	11.18	14.02	0.42
Reach-1	76571	10_year_Existing	110.00	7692.22	7694.38	7693.91	7694.66	0.011238	4.30	26.67	18.36	0.59
Reach-1	76571	25_year_Existing	440.00	7692.22	7695.19	7695.67	7697.12	0.045265	11.30	42.81	21.39	1.27
Reach-1	76571	50_year_Existing	850.00	7692.22	7697.21	7697.21	7699.06	0.020424	11.34	93.50	28.53	0.95
Reach-1	76571	100_year_Existin	1400.00	7692.22	7698.75	7698.75	7701.23	0.019058	13.35	140.70	32.97	0.96
Reach-1	76571	500_year_Existin	2800.00	7692.22	7702.95	7703.26	7704.55	0.007790	12.16	661.57	300.75	0.67
Reach-1	76381	2_year_Existing	11.00	7690.21	7690.32	7690.31	7690.36	0.037316	1.65	6.68	60.64	0.87
Reach-1	76381	5_year_Existing	43.00	7690.21	7690.48	7690.46	7690.59	0.028228	2.61	16.51	60.98	0.88
Reach-1	76381	10_year_Existing	170.00	7690.21	7690.83	7690.83	7691.14	0.027723	4.46	38.11	61.71	1.00
Reach-1	76381	25_year_Existing	630.00	7690.21	7691.70	7691.70	7692.44	0.020612	6.89	91.81	62.70	1.00
Reach-1	76381	50_year_Existing	1100.00	7690.21	7691.94	7692.36	7693.60	0.037729	10.32	107.18	62.97	1.39
Reach-1	76381	100_year_Existin	1800.00	7690.21	7692.35	7693.18	7695.24	0.049579	13.64	133.10	63.44	1.85
Reach-1	76381	500_year_Existin	3500.00	7690.21	7693.02	7694.88	7699.33	0.075280	20.17	175.92	64.21	2.12
Reach-1	75885	2_year_Existing	11.00	7681.50	7681.66	7681.61	7681.66	0.015809	1.10	10.01	62.67	0.49
Reach-1	75885	5_year_Existing	43.00	7681.50	7681.90	7681.75	7681.94	0.012249	1.72	24.98	65.92	0.49
Reach-1	75885	10_year_Existing	170.00	7681.50	7682.45	7682.11	7682.56	0.009367	2.86	63.85	73.78	0.50
Reach-1	75885	25_year_Existing	630.00	7681.50	7683.30	7682.90	7683.69	0.013635	5.03	131.70	85.95	0.67
Reach-1	75885	50_year_Existing	1100.00	7681.50	7683.52	7683.52	7684.44	0.028083	7.79	150.32	89.00	0.98
Reach-1	75885	100_year_Existin	1800.00	7681.50	7684.25	7684.25	7685.50	0.025087	9.11	219.79	99.56	0.98
Reach-1	75885	500_year_Existin	3500.00	7681.50	7685.69	7685.69	7687.50	0.021207	11.15	378.24	120.98	0.97
Reach-1	75425	2_year_Existing	11.00	7673.50	7673.64	7673.60	7673.67	0.026214	1.28	8.61	62.91	0.61
Reach-1	75425	5_year_Existing	43.00	7673.50	7673.81	7673.75	7673.89	0.026979	2.18	19.72	66.01	0.70

HEC-RAS Plan: UF Existing River: Upper Fountain C Reach: Reach-1 (Continued)

Reach	River Sta	Profile	Q Total	Min Ch El	W.S. Elev	Crit W.S.	E.G. Elev	E.G. Slope	Vel Chnl	Flow Area	Top Width	Froude # Chl
			(cfs)	(ft)	(ft)	(ft)	(ft)	(ft/ft)	(ft/s)	(sq ft)	(ft)	
Reach-1	75425	10_year_Existing	170.00	7673.50	7674.10	7674.10	7674.39	0.045506	4.29	39.66	71.24	1.01
Reach-1	75425	25_year_Existing	630.00	7673.50	7675.01	7674.89	7675.54	0.023827	5.84	112.26	89.74	0.88
Reach-1	75425	50_year_Existing	1100.00	7673.50	7676.37	7675.54	7676.68	0.006478	4.74	336.39	249.33	0.50
Reach-1	75425	100_year_Existin	1800.00	7673.50	7677.09	7676.35	7677.48	0.006537	5.55	521.92	284.92	0.52
Reach-1	75425	500_year_Existin	3500.00	7673.50	7678.56	7677.35	7679.04	0.005665	6.52	931.00	290.10	0.51
Reach-1	75251	2_year_Existing	11.00	7666.26	7667.25	7667.25	7667.40	0.056479	3.02	3.64	12.63	0.99
Reach-1	75251	5_year_Existing	43.00	7666.26	7667.68	7667.68	7668.00	0.042437	4.58	9.41	14.07	0.98
Reach-1	75251	10_year_Existing	170.00	7666.26	7669.30	7668.66	7669.72	0.011048	5.21	34.53	18.98	0.61
Reach-1	75251	25_year_Existing	630.00	7666.26	7672.86	7670.95	7673.62	0.005994	7.17	126.84	71.48	0.52
Reach-1	75251	50_year_Existing	1100.00	7666.26	7673.70	7673.70	7675.02	0.009686	9.96	213.83	135.08	0.88
Reach-1	75251	100_year_Existin	1800.00	7666.26	7675.10	7675.10	7676.08	0.007494	9.95	518.32	255.68	0.62
Reach-1	75251	500_year_Existin	3500.00	7666.26	7676.35	7676.35	7677.55	0.009753	12.50	862.21	288.33	0.72
Reach-1	75225		Culvert									
Reach-1	75203	2_year_Existing	11.00	7665.99	7666.96	7666.96	7667.11	0.058989	3.09	3.56	12.25	1.01
Reach-1	75203	5_year_Existing	43.00	7665.99	7667.40	7667.40	7667.73	0.043544	4.66	9.26	13.58	0.99
Reach-1	75203	10_year_Existing	170.00	7665.99	7668.54	7668.43	7669.27	0.026851	6.87	25.74	15.52	0.89
Reach-1	75203	25_year_Existing	630.00	7665.99	7670.78	7670.74	7672.61	0.023962	11.08	65.58	20.09	0.97
Reach-1	75203	50_year_Existing	1100.00	7665.99	7673.53	7673.53	7674.37	0.007283	8.62	346.24	243.43	0.58
Reach-1	75203	100_year_Existin	1800.00	7665.99	7674.41	7674.41	7675.21	0.007617	9.56	592.13	303.23	0.61
Reach-1	75203	500_year_Existin	3500.00	7665.99	7675.39	7675.39	7676.44	0.010929	12.41	894.45	313.53	0.74
Reach-1	74994	2_year_Existing	11.00	7663.50	7664.45	7663.95	7664.48	0.004287	1.55	7.11	9.04	0.31
Reach-1	74994	5_year_Existing	43.00	7663.50	7665.66	7664.56	7665.72	0.003072	2.07	22.66	19.50	0.29
Reach-1	74994	10_year_Existing	170.00	7663.50	7666.88	7665.89	7667.05	0.004861	3.70	79.08	64.40	0.39
Reach-1	74994	25_year_Existing	630.00	7663.50	7668.10	7667.64	7668.64	0.011356	7.36	169.58	83.30	0.65
Reach-1	74994	50_year_Existing	1100.00	7663.50	7669.19	7668.50	7669.83	0.011043	8.53	269.11	98.38	0.67
Reach-1	74994	100_year_Existin	1800.00	7663.50	7670.61	7669.47	7671.32	0.009883	9.51	478.96	259.35	0.66
Reach-1	74994	500_year_Existin	3500.00	7663.50	7672.20	7671.49	7672.86	0.009183	10.61	911.46	280.38	0.66
Reach-1	72559	2_year_Existing	18.00	7619.50	7619.72	7619.72	7619.83	0.130755	2.73	6.58	30.80	1.04
Reach-1	72559	5_year_Existing	120.00	7619.50	7620.28	7620.28	7620.66	0.080639	4.93	24.35	32.36	1.00
Reach-1	72559	10_year_Existing	360.00	7619.50	7621.10	7621.10	7621.85	0.065862	6.96	51.71	34.84	1.00
Reach-1	72559	25_year_Existing	980.00	7619.50	7622.75	7622.75	7623.36	0.027679	6.96	210.22	170.91	0.72
Reach-1	72559	50_year_Existing	1500.00	7619.50	7623.19	7623.19	7623.92	0.031380	8.02	286.58	173.15	0.78
Reach-1	72559	100_year_Existin	2500.00	7619.50	7623.82	7623.82	7624.78	0.036979	9.59	396.56	176.32	0.87
Reach-1	72559	500_year_Existin	4600.00	7619.50	7624.81	7624.81	7626.18	0.043707	11.80	573.72	181.32	0.97
Reach-1	68642	2_year_Existing	18.00	7557.50	7557.94	7557.84	7557.94	0.003085	0.66	27.23	64.80	0.18
Reach-1	68642	5_year_Existing	120.00	7557.50	7558.60	7557.99	7558.65	0.005942	1.65	72.70	71.53	0.29
Reach-1	68642	10_year_Existing	360.00	7557.50	7559.61	7558.50	7559.70	0.005685	2.40	149.96	81.78	0.31
Reach-1	68642	25_year_Existing	980.00	7557.50	7560.96	7559.40	7561.17	0.006598	3.73	272.95	100.81	0.37
Reach-1	68642	50_year_Existing	1500.00	7557.50	7561.80	7559.96	7562.10	0.006816	4.43	362.78	111.44	0.39
Reach-1	68642	100_year_Existin	2500.00	7557.50	7562.84	7560.88	7563.31	0.008161	5.65	529.01	235.88	0.44
Reach-1	68642	500_year_Existin	4600.00	7557.50	7564.61	7562.66	7565.12	0.007097	6.42	1083.98	354.56	0.43
Reach-1	64226	2_year_Existing	28.00	7489.50	7489.68	7489.68	7489.78	0.141727	2.54	11.01	61.15	1.06
Reach-1	64226	5_year_Existing	220.00	7489.50	7490.43	7490.24	7490.65	0.037397	3.80	57.95	64.28	0.70
Reach-1	64226	10_year_Existing	620.00	7489.50	7491.21	7490.96	7491.71	0.038567	5.66	109.46	67.52	0.78
Reach-1	64226	25_year_Existing	1700.00	7489.50	7492.59	7492.59	7493.44	0.031447	7.71	277.86	195.34	0.78
Reach-1	64226	50_year_Existing	2500.00	7489.50	7493.16	7493.16	7494.14	0.031374	8.64	389.40	200.24	0.81
Reach-1	64226	100_year_Existin	3800.00	7489.50	7494.03	7493.84	7495.07	0.027218	9.31	567.07	206.69	0.78
Reach-1	64226	500_year_Existin	6600.00	7489.50	7494.99	7494.95	7496.63	0.034753	11.99	768.72	211.31	0.91
Reach-1	59891	2_year_Existing	32.00	7429.50	7430.04	7429.70	7430.05	0.003931	0.78	41.09	91.65	0.20
Reach-1	59891	5_year_Existing	280.00	7429.50	7430.86	7430.23	7430.92	0.007751	1.92	135.72	136.09	0.33
Reach-1	59891	10_year_Existing	710.00	7429.50	7431.71	7430.79	7431.63	0.007553	2.82	265.96	170.08	0.36
Reach-1	59891	25_year_Existing	1900.00	7429.50	7433.22	7431.72	7433.43	0.006446	3.85	560.24	209.96	0.37
Reach-1	59891	50_year_Existing	2800.00	7429.50	7433.95	7432.26	7434.23	0.006627	4.51	716.37	219.83	0.39
Reach-1	59891	100_year_Existin	4200.00	7429.50	7434.64	7432.95	7435.07	0.006687	5.63	870.49	229.15	0.45
Reach-1	59891	500_year_Existin	7200.00	7429.50	7436.48	7434.09	7437.04	0.007593	6.54	1318.00	255.90	0.45
Reach-1	55795	2_year_Existing	32.00	7373.50	7373.71	7373.71	7373.81	0.121599	2.57	12.47	60.90	1.00
Reach-1	55795	5_year_Existing	260.00	7373.50	7374.54	7374.32	7374.79	0.036414	4.06	64.00	62.90	0.71
Reach-1	55795	10_year_Existing	710.00	7373.50	7375.44	7375.10	7375.97	0.033692	5.83	121.84	65.08	0.75
Reach-1	55795	25_year_Existing	1900.00	7373.50	7376.70	7376.55	7378.03	0.044114	9.29	204.89	67.09	0.93
Reach-1	55795	50_year_Existing	2800.00	7373.50	7377.71	7377.41	7379.35	0.037023	10.29	273.75	68.26	0.89
Reach-1	55795	100_year_Existin	4200.00	7373.50	7379.73	7378.61	7381.38	0.021891	10.32	413.76	72.88	0.74
Reach-1	55795	500_year_Existin	7200.00	7373.50	7381.42	7381.42	7384.06	0.026460	13.35	632.86	165.81	0.84
Reach-1	50174	2_year_Existing	47.00	7197.50	7198.04	7197.77	7198.07	0.010589	1.44	32.75	60.58	0.34
Reach-1	50174	5_year_Existing	370.00	7197.50	7198.90	7198.55	7199.20	0.028237	4.35	85.11	60.81	0.65
Reach-1	50174	10_year_Existing	1100.00	7197.50	7200.19	7199.67	7200.89	0.029647	6.73	163.40	61.13	0.73
Reach-1	50174	25_year_Existing	3100.00	7197.50	7202.71	7201.61	7204.19	0.025714	9.76	318.09	61.55	0.75
Reach-1	50174	50_year_Existing	4900.00	7197.50	7204.19	7203.34	7206.43	0.027859	12.01	409.33	61.79	0.82
Reach-1	50174	100_year_Existin	7400.00	7197.50	7205.30	7205.19	7209.05	0.036114	15.56	477.74	61.97	0.98
Reach-1	50174	500_year_Existin	13000.00	7197.50	7208.75	7209.39	7213.88	0.032687	18.41	773.73	108.17	0.97
Reach-1	44726	2_year_Existing	47.00	7013.42	7013.68	7013.68	7013.82	0.114238	2.94	15.99	60.68	1.01

HEC-RAS Plan: UF Existing River: Upper Fountain C Reach: Reach-1 (Continued)

Reach	River Sta	Profile	Q Total	Min Ch El	W.S. Elev	Crit W.S.	E.G. Elev	E.G. Slope	Vel Chnl	Flow Area	Top Width	Froude # Chl
			(cfs)	(ft)	(ft)	(ft)	(ft)	(ft/ft)	(ft/s)	(sq ft)	(ft)	
Reach-1	44726	5_year_Existing	370.00	7013.42	7014.82	7014.47	7015.02	0.046805	5.06	73.07	61.66	0.82
Reach-1	44726	10_year_Existing	1100.00	7013.42	7015.84	7015.57	7016.68	0.039822	7.39	148.85	62.56	0.84
Reach-1	44726	25_year_Existing	3100.00	7013.42	7017.69	7017.69	7019.82	0.046500	11.72	265.54	63.29	1.00
Reach-1	44726	50_year_Existing	4900.00	7013.42	7019.20	7019.20	7022.09	0.041934	13.64	361.82	63.88	1.00
Reach-1	44726	100_year_Existin	7400.00	7013.42	7021.48	7021.48	7024.65	0.030205	14.45	556.84	116.36	0.90
Reach-1	44726	500_year_Existin	13000.00	7013.42	7023.67	7024.76	7028.46	0.035425	18.39	868.50	154.99	1.01
Reach-1	39545	2_year_Existing	50.00	6766.40	6766.88	6766.68	6766.92	0.018386	1.74	28.81	61.00	0.45
Reach-1	39545	5_year_Existing	390.00	6766.40	6767.57	6767.48	6768.03	0.055680	5.45	71.61	61.87	0.89
Reach-1	39545	10_year_Existing	1200.00	6766.40	6768.68	6768.68	6769.81	0.057982	8.53	140.74	63.21	1.01
Reach-1	39545	25_year_Existing	3300.00	6766.40	6770.78	6770.63	6773.03	0.047961	12.06	275.48	65.13	1.02
Reach-1	39545	50_year_Existing	5200.00	6766.40	6771.93	6772.39	6775.40	0.054069	14.99	351.11	66.19	1.13
Reach-1	39545	100_year_Existin	7800.00	6766.40	6772.61	6774.23	6778.77	0.082007	19.96	396.60	66.81	1.42
Reach-1	39545	500_year_Existin	14000.00	6766.40	6775.85	6778.49	6784.22	0.063912	23.35	617.62	89.77	1.34
Reach-1	35192	2_year_Existing	50.00	6489.60	6489.88	6489.88	6490.02	0.112003	2.99	16.70	60.64	1.01
Reach-1	35192	5_year_Existing	390.00	6489.60	6490.68	6490.68	6491.23	0.073309	5.93	65.77	61.33	1.01
Reach-1	35192	10_year_Existing	1200.00	6489.60	6491.76	6491.88	6493.04	0.068391	9.06	132.64	62.17	1.09
Reach-1	35192	25_year_Existing	3300.00	6489.60	6493.27	6494.07	6496.59	0.087969	14.84	227.01	63.25	1.35
Reach-1	35192	50_year_Existing	5200.00	6489.60	6494.65	6495.65	6498.97	0.074692	16.71	315.20	64.25	1.31
Reach-1	35192	100_year_Existin	7800.00	6489.60	6496.84	6497.51	6501.53	0.050338	17.44	457.22	65.83	1.14
Reach-1	35192	500_year_Existin	14000.00	6489.60	6499.18	6501.30	6507.73	0.063123	23.55	613.61	67.52	1.34
Reach-1	34539	2_year_Existing	52.00	6431.67	6431.96	6431.96	6432.10	0.107328	3.00	17.32	60.63	0.99
Reach-1	34539	5_year_Existing	410.00	6431.67	6432.65	6432.79	6433.38	0.110612	6.85	59.81	61.19	1.22
Reach-1	34539	10_year_Existing	1200.00	6431.67	6433.51	6433.95	6435.27	0.118685	10.65	112.72	61.88	1.39
Reach-1	34539	25_year_Existing	3400.00	6431.67	6440.61	6436.22	6441.19	0.004733	6.13	576.99	76.91	0.38
Reach-1	34539	50_year_Existing	5300.00	6431.67	6443.37	6437.78	6444.15	0.004520	7.17	811.75	92.10	0.37
Reach-1	34539	100_year_Existin	8000.00	6431.67	6444.95	6439.73	6446.27	0.006581	9.41	962.41	99.49	0.46
Reach-1	34539	500_year_Existin	14000.00	6431.67	6448.80	6443.59	6450.98	0.007970	12.27	1394.09	122.63	0.52
Reach-1	34422	2_year_Existing	52.00	6422.68	6425.34	6424.23	6425.36	0.002168	1.18	46.32	38.82	0.18
Reach-1	34422	5_year_Existing	410.00	6422.68	6427.73	6425.69	6427.87	0.003842	3.10	146.43	64.17	0.29
Reach-1	34422	10_year_Existing	1200.00	6422.68	6426.43	6427.36	6429.25	0.017763	7.50	180.09	73.96	0.63
Reach-1	34422	25_year_Existing	3400.00	6422.68	6440.68	6430.41	6440.80	0.000641	3.47	1727.85	176.13	0.15
Reach-1	34422	50_year_Existing	5300.00	6422.68	6443.49	6432.37	6443.66	0.000810	4.33	2307.93	225.83	0.17
Reach-1	34422	100_year_Existin	8000.00	6422.68	6445.19	6434.80	6445.47	0.001242	5.66	2700.15	236.72	0.22
Reach-1	34422	500_year_Existin	14000.00	6422.68	6449.30	6437.55	6449.74	0.001684	7.43	3768.40	273.79	0.26
Reach-1	34389		Bridge									
Reach-1	34363	2_year_Existing	52.00	6420.03	6421.91	6421.58	6422.02	0.024602	2.66	19.62	27.24	0.55
Reach-1	34363	5_year_Existing	410.00	6420.03	6423.43	6423.11	6424.00	0.034232	6.08	68.21	35.23	0.77
Reach-1	34363	10_year_Existing	1200.00	6420.03	6424.09	6424.89	6426.80	0.111367	13.25	92.69	39.37	1.45
Reach-1	34363	25_year_Existing	3400.00	6420.03	6428.00	6428.00	6430.97	0.037651	14.20	269.87	47.57	0.98
Reach-1	34363	50_year_Existing	5300.00	6420.03	6431.59	6431.59	6433.44	0.015354	12.14	773.54	251.33	0.67
Reach-1	34363	100_year_Existin	8000.00	6420.03	6432.98	6432.98	6435.05	0.016643	13.78	1131.52	262.34	0.72
Reach-1	34363	500_year_Existin	14000.00	6420.03	6435.04	6435.04	6437.69	0.019873	16.81	1686.72	274.77	0.80
Reach-1	34144	2_year_Existing	52.00	6411.77	6412.06	6412.06	6412.20	0.107879	3.01	17.29	60.68	0.99
Reach-1	34144	5_year_Existing	410.00	6411.77	6412.89	6412.89	6413.45	0.072688	6.03	68.03	61.50	1.01
Reach-1	34144	10_year_Existing	1200.00	6411.77	6414.06	6414.06	6415.19	0.058087	8.54	140.60	62.81	1.00
Reach-1	34144	25_year_Existing	3400.00	6411.77	6415.52	6416.32	6418.83	0.087626	14.63	234.62	65.99	1.34
Reach-1	34144	50_year_Existing	5300.00	6411.77	6415.57	6417.86	6423.39	0.202463	22.47	238.33	66.11	2.04
Reach-1	34144	100_year_Existin	8000.00	6411.77	6417.35	6419.81	6425.42	0.125402	22.89	359.40	69.98	1.71
Reach-1	34144	500_year_Existin	14000.00	6411.77	6421.33	6423.32	6429.12	0.060187	22.74	672.56	87.88	1.30
Reach-1	33684	2_year_Existing	52.00	6393.50	6394.10	6393.79	6394.13	0.009296	1.43	36.46	62.21	0.33
Reach-1	33684	5_year_Existing	410.00	6393.50	6395.40	6394.61	6395.58	0.011983	3.42	119.91	66.35	0.45
Reach-1	33684	10_year_Existing	1200.00	6393.50	6396.87	6395.75	6397.34	0.014018	5.49	222.24	71.97	0.53
Reach-1	33684	25_year_Existing	3400.00	6393.50	6399.26	6397.94	6400.45	0.017377	8.80	406.10	81.06	0.65
Reach-1	33684	50_year_Existing	5300.00	6393.50	6400.67	6399.41	6402.43	0.019725	10.85	522.46	85.48	0.72
Reach-1	33684	100_year_Existin	8000.00	6393.50	6402.18	6401.19	6404.76	0.022966	13.29	682.07	101.53	0.80
Reach-1	33684	500_year_Existin	14000.00	6393.50	6404.84	6404.56	6408.92	0.026003	16.95	980.34	120.38	0.89
Reach-1	33354	2_year_Existing	52.00	6387.50	6387.78	6387.78	6387.92	0.055613	3.01	17.30	61.35	1.00
Reach-1	33354	5_year_Existing	410.00	6387.50	6388.62	6388.62	6389.16	0.036247	5.91	69.40	64.11	1.00
Reach-1	33354	10_year_Existing	1200.00	6387.50	6389.75	6389.75	6390.83	0.029234	8.34	144.28	68.96	1.00
Reach-1	33354	25_year_Existing	3400.00	6387.50	6391.93	6391.93	6393.95	0.021929	11.51	309.31	82.30	0.97
Reach-1	33354	50_year_Existing	5300.00	6387.50	6393.42	6393.42	6395.96	0.019013	13.05	441.36	95.89	0.95
Reach-1	33354	100_year_Existin	8000.00	6387.50	6395.14	6395.14	6398.24	0.016937	14.63	616.77	105.68	0.94
Reach-1	33354	500_year_Existin	14000.00	6387.50	6398.02	6398.02	6402.31	0.015841	17.55	935.05	115.33	0.96
Reach-1	33014	2_year_Existing	52.00	6377.92	6378.33	6378.20	6378.40	0.016762	2.10	24.74	60.68	0.58
Reach-1	33014	5_year_Existing	410.00	6377.92	6381.33	6379.04	6381.39	0.000907	1.97	208.82	61.75	0.19
Reach-1	33014	10_year_Existing	1200.00	6377.92	6385.68	6380.21	6385.78	0.000496	2.52	479.01	62.44	0.16
Reach-1	33014	25_year_Existing	3400.00	6377.92	6388.93	6382.48	6389.29	0.001156	4.88	805.87	148.89	0.26
Reach-1	33014	50_year_Existing	5300.00	6377.92	6390.10	6384.05	6390.73	0.001664	6.60	991.12	166.81	0.33
Reach-1	33014	100_year_Existin	8000.00	6377.92	6391.25	6385.97	6392.31	0.002874	8.71	1190.07	176.70	0.42
Reach-1	33014	500_year_Existin	14000.00	6377.92	6393.40	6390.68	6395.32	0.004546	12.10	1586.83	191.89	0.54

HEC-RAS Plan: UF Existing River: Upper Fountain C Reach: Reach-1 (Continued)

Reach	River Sta	Profile	Q Total	Min Ch El	W.S. Elev	Crit W.S.	E.G. Elev	E.G. Slope	Vel Chnl	Flow Area	Top Width	Froude # Chl
			(cfs)	(ft)	(ft)	(ft)	(ft)	(ft/ft)	(ft/s)	(sq ft)	(ft)	
Reach-1	32919	2_year_Existing	52.00	6375.56	6377.39	6376.72	6377.50	0.005944	2.65	19.62	14.60	0.40
Reach-1	32919	5_year_Existing	410.00	6375.56	6380.35	6378.98	6381.00	0.011457	6.49	63.19	14.87	0.55
Reach-1	32919	10_year_Existing	1200.00	6375.56	6384.36	6382.45	6385.38	0.008613	8.60	195.27	71.18	0.53
Reach-1	32919	25_year_Existing	3400.00	6375.56	6388.23	6387.12	6388.96	0.005939	9.23	733.88	191.73	0.47
Reach-1	32919	50_year_Existing	5300.00	6375.56	6389.44	6388.36	6390.34	0.007142	10.78	978.46	211.61	0.52
Reach-1	32919	100_year_Existin	8000.00	6375.56	6390.76	6389.56	6391.87	0.008216	12.33	1275.07	230.52	0.57
Reach-1	32919	500_year_Existin	14000.00	6375.56	6393.00	6391.47	6394.49	0.010002	14.94	1813.75	263.14	0.64
Reach-1	32904		Bridge									
Reach-1	32883	2_year_Existing	52.00	6375.19	6376.34	6376.34	6376.74	0.041605	5.09	10.21	12.91	1.01
Reach-1	32883	5_year_Existing	410.00	6375.19	6378.61	6378.61	6380.02	0.034687	9.55	42.95	14.75	0.99
Reach-1	32883	10_year_Existing	1200.00	6375.19	6381.88	6381.88	6384.43	0.028778	12.91	100.39	26.06	0.92
Reach-1	32883	25_year_Existing	3400.00	6375.19	6386.70	6386.70	6388.03	0.011265	11.88	610.96	199.51	0.63
Reach-1	32883	50_year_Existing	5300.00	6375.19	6387.76	6387.76	6389.33	0.013532	13.85	829.28	212.03	0.70
Reach-1	32883	100_year_Existin	8000.00	6375.19	6388.86	6388.86	6390.76	0.016319	16.12	1068.58	224.95	0.78
Reach-1	32883	500_year_Existin	14000.00	6375.19	6390.90	6390.90	6393.27	0.018811	19.06	1555.35	259.28	0.86
Reach-1	32710	2_year_Existing	52.00	6371.39	6373.37	6372.62	6373.45	0.003677	2.32	23.72	18.65	0.34
Reach-1	32710	5_year_Existing	410.00	6371.39	6378.17	6374.74	6378.61	0.005280	5.65	95.80	34.77	0.48
Reach-1	32710	10_year_Existing	1200.00	6371.39	6379.16	6377.35	6379.55	0.003395	6.44	429.40	201.54	0.42
Reach-1	32710	25_year_Existing	3400.00	6371.39	6381.93	6380.18	6382.31	0.003186	7.74	1059.66	235.90	0.43
Reach-1	32710	50_year_Existing	5300.00	6371.39	6383.64	6381.05	6384.04	0.003049	8.41	1481.92	255.68	0.43
Reach-1	32710	100_year_Existin	8000.00	6371.39	6385.54	6382.10	6385.99	0.002995	9.21	1976.22	267.20	0.44
Reach-1	32710	500_year_Existin	14000.00	6371.39	6388.88	6383.99	6389.45	0.002942	10.57	2897.84	282.45	0.45
Reach-1	32683		Bridge									
Reach-1	32670	2_year_Existing	52.00	6371.29	6373.04	6372.52	6373.16	0.006593	2.76	19.37	17.23	0.44
Reach-1	32670	5_year_Existing	410.00	6371.29	6375.58	6374.62	6376.22	0.008686	6.68	75.26	28.13	0.60
Reach-1	32670	10_year_Existing	1200.00	6371.29	6378.02	6378.02	6378.81	0.007422	8.60	298.42	191.20	0.61
Reach-1	32670	25_year_Existing	3400.00	6371.29	6379.97	6379.65	6380.90	0.008954	11.33	687.86	203.43	0.70
Reach-1	32670	50_year_Existing	5300.00	6371.29	6381.62	6380.54	6382.45	0.007199	11.48	1035.32	223.89	0.65
Reach-1	32670	100_year_Existin	8000.00	6371.29	6383.52	6381.53	6384.32	0.005939	11.73	1475.76	235.52	0.60
Reach-1	32670	500_year_Existin	14000.00	6371.29	6386.89	6383.43	6387.77	0.004941	12.66	2292.68	250.43	0.57
Reach-1	32669	2_year_Existing	52.00	6371.39	6372.98	6372.62	6373.14	0.010251	3.17	16.98	17.64	0.53
Reach-1	32669	5_year_Existing	410.00	6371.39	6375.63	6374.72	6376.16	0.007693	6.31	98.98	80.72	0.57
Reach-1	32669	10_year_Existing	1200.00	6371.39	6377.86	6377.05	6377.99	0.004603	6.43	421.93	190.45	0.47
Reach-1	32669	25_year_Existing	3400.00	6371.39	6380.25	6378.17	6380.61	0.004040	7.72	935.79	204.50	0.47
Reach-1	32669	50_year_Existing	5300.00	6371.39	6381.81	6379.36	6382.25	0.004135	8.75	1267.55	227.99	0.49
Reach-1	32669	100_year_Existin	8000.00	6371.39	6383.66	6380.34	6384.18	0.003956	9.59	1698.60	237.89	0.49
Reach-1	32669	500_year_Existin	14000.00	6371.39	6386.99	6382.29	6387.66	0.003749	11.03	2521.93	256.25	0.50
Reach-1	32665		Bridge									
Reach-1	32662	2_year_Existing	52.00	6371.39	6372.62	6372.62	6372.98	0.040802	4.82	10.84	15.56	1.00
Reach-1	32662	5_year_Existing	410.00	6371.39	6374.92	6374.92	6375.63	0.014436	7.43	86.46	75.98	0.75
Reach-1	32662	10_year_Existing	1200.00	6371.39	6376.92	6376.52	6377.31	0.006758	7.12	374.72	184.22	0.56
Reach-1	32662	25_year_Existing	3400.00	6371.39	6378.93	6377.88	6379.47	0.007402	9.32	756.09	195.17	0.62
Reach-1	32662	50_year_Existing	5300.00	6371.39	6380.06	6378.15	6380.77	0.008229	10.65	980.98	201.36	0.67
Reach-1	32662	100_year_Existin	8000.00	6371.39	6381.31	6379.71	6382.28	0.009452	12.78	1236.70	213.63	0.73
Reach-1	32662	500_year_Existin	14000.00	6371.39	6383.60	6381.35	6385.01	0.010421	15.52	1776.12	248.73	0.80
Reach-1	32593	2_year_Existing	52.00	6369.68	6371.49	6370.64	6371.55	0.002401	1.88	28.69	21.22	0.27
Reach-1	32593	5_year_Existing	410.00	6369.68	6374.31	6372.49	6374.66	0.003889	4.87	95.02	63.53	0.41
Reach-1	32593	10_year_Existing	1200.00	6369.68	6376.73	6375.56	6376.98	0.002471	5.22	441.09	163.21	0.35
Reach-1	32593	25_year_Existing	3400.00	6369.68	6378.45	6377.27	6379.04	0.005067	8.71	738.81	187.12	0.53
Reach-1	32593	50_year_Existing	5300.00	6369.68	6379.32	6378.30	6380.21	0.007008	10.93	909.28	204.06	0.63
Reach-1	32593	100_year_Existin	8000.00	6369.68	6380.26	6379.36	6381.54	0.009389	13.49	1107.39	221.28	0.74
Reach-1	32593	500_year_Existin	14000.00	6369.68	6381.54	6381.28	6383.87	0.015195	18.56	1405.47	240.46	0.96
Reach-1	32574		Bridge									
Reach-1	32557	2_year_Existing	52.00	6369.24	6370.94	6370.21	6371.00	0.003131	2.04	26.55	20.70	0.31
Reach-1	32557	5_year_Existing	410.00	6369.24	6374.13	6372.03	6374.47	0.003384	4.72	109.89	116.06	0.39
Reach-1	32557	10_year_Existing	1200.00	6369.24	6376.75	6375.16	6376.93	0.001743	4.58	517.17	180.37	0.30
Reach-1	32557	25_year_Existing	3400.00	6369.24	6378.48	6376.93	6378.94	0.003891	7.91	876.12	233.21	0.47
Reach-1	32557	50_year_Existing	5300.00	6369.24	6379.42	6377.77	6380.08	0.005195	9.77	1101.52	251.06	0.55
Reach-1	32557	100_year_Existin	8000.00	6369.24	6380.48	6379.02	6381.36	0.006411	11.62	1377.06	263.50	0.62
Reach-1	32557	500_year_Existin	14000.00	6369.24	6382.34	6380.88	6383.62	0.007940	14.36	1873.25	270.49	0.71
Reach-1	32535	2_year_Existing	52.00	6368.48	6370.84	6369.89	6370.93	0.003115	2.51	24.49	18.33	0.32
Reach-1	32535	5_year_Existing	410.00	6368.48	6374.09	6372.34	6374.36	0.003320	5.01	122.11	114.40	0.39
Reach-1	32535	10_year_Existing	1200.00	6368.48	6376.74	6374.63	6376.86	0.001560	4.52	587.35	188.26	0.28
Reach-1	32535	25_year_Existing	3400.00	6368.48	6378.47	6376.49	6378.79	0.003588	7.84	990.22	265.00	0.45
Reach-1	32535	50_year_Existing	5300.00	6368.48	6379.43	6377.01	6379.86	0.004503	9.36	1248.13	276.18	0.51
Reach-1	32535	100_year_Existin	8000.00	6368.48	6380.50	6378.68	6381.08	0.005382	10.89	1547.67	280.33	0.56
Reach-1	32535	500_year_Existin	14000.00	6368.48	6382.37	6380.17	6383.27	0.006813	13.37	2078.19	285.70	0.64
Reach-1	32493		Bridge									

HEC-RAS Plan: UF Existing River: Upper Fountain C Reach: Reach-1 (Continued)

Reach	River Sta	Profile	Q Total	Min Ch El	W.S. Elev	Crit W.S.	E.G. Elev	E.G. Slope	Vel Chnl	Flow Area	Top Width	Froude # Chl
			(cfs)	(ft)	(ft)	(ft)	(ft)	(ft/ft)	(ft/s)	(sq ft)	(ft)	
Reach-1	32443	2_year_Existing	52.00	6368.17	6369.58	6369.58	6370.04	0.035793	5.43	9.77	11.68	0.97
Reach-1	32443	5_year_Existing	410.00	6368.17	6372.04	6372.04	6373.21	0.020929	9.58	55.90	27.32	0.91
Reach-1	32443	10_year_Existing	1200.00	6368.17	6375.12	6375.12	6375.79	0.008093	9.12	311.88	185.84	0.63
Reach-1	32443	25_year_Existing	3400.00	6368.17	6376.53	6376.53	6377.63	0.013693	13.52	598.97	221.69	0.85
Reach-1	32443	50_year_Existing	5300.00	6368.17	6377.39	6377.39	6378.69	0.015772	15.54	796.88	241.44	0.92
Reach-1	32443	100_year_Existin	8000.00	6368.17	6378.39	6378.39	6379.90	0.017169	17.42	1052.93	267.08	0.98
Reach-1	32443	500_year_Existin	14000.00	6368.17	6379.80	6379.80	6381.91	0.020457	20.80	1433.68	271.25	1.10
Reach-1	32281	2_year_Existing	52.00	6365.50	6365.96	6365.78	6366.02	0.011023	1.85	28.17	61.44	0.48
Reach-1	32281	5_year_Existing	410.00	6365.50	6366.98	6366.62	6367.29	0.014158	4.46	91.98	63.83	0.65
Reach-1	32281	10_year_Existing	1200.00	6365.50	6366.68	6367.76	6370.93	0.263734	16.55	72.51	63.04	2.72
Reach-1	32281	25_year_Existing	3400.00	6365.50	6368.87	6370.60	6372.75	0.059169	15.86	219.09	70.68	1.53
Reach-1	32281	50_year_Existing	5300.00	6365.50	6370.45	6371.69	6374.24	0.036073	16.04	402.99	193.75	1.27
Reach-1	32281	100_year_Existin	8000.00	6365.50	6371.62	6372.76	6375.52	0.031294	17.21	629.57	196.38	1.23
Reach-1	32281	500_year_Existin	14000.00	6365.50	6373.79	6374.67	6377.77	0.023998	18.47	1061.32	201.23	1.13
Reach-1	31997	2_year_Existing	52.00	6359.50	6359.78	6359.78	6359.92	0.059535	2.99	17.37	85.30	1.02
Reach-1	31997	5_year_Existing	410.00	6359.50	6360.56	6360.56	6361.04	0.038669	5.55	73.87	79.16	1.01
Reach-1	31997	10_year_Existing	1200.00	6359.50	6361.56	6361.56	6362.42	0.029189	7.46	164.21	105.94	0.98
Reach-1	31997	25_year_Existing	3400.00	6359.50	6363.33	6363.33	6364.70	0.020196	9.79	408.70	170.25	0.91
Reach-1	31997	50_year_Existing	5300.00	6359.50	6364.23	6364.40	6366.03	0.020729	11.51	575.83	202.80	0.96
Reach-1	31997	100_year_Existin	8000.00	6359.50	6365.12	6365.54	6367.53	0.022625	13.63	769.32	231.02	1.04
Reach-1	31997	500_year_Existin	14000.00	6359.50	6366.34	6367.36	6370.19	0.028492	17.77	1070.86	254.24	1.22
Reach-1	31560	2_year_Existing	52.00	6347.80	6348.45	6348.08	6348.48	0.003377	1.24	41.84	68.18	0.28
Reach-1	31560	5_year_Existing	410.00	6347.80	6351.12	6348.88	6351.16	0.000713	1.54	266.47	99.56	0.16
Reach-1	31560	10_year_Existing	1200.00	6347.80	6353.14	6349.93	6353.24	0.000956	2.57	466.57	120.96	0.21
Reach-1	31560	25_year_Existing	3400.00	6347.80	6355.08	6351.75	6355.47	0.002350	5.07	743.62	141.59	0.34
Reach-1	31560	50_year_Existing	5300.00	6347.80	6355.88	6352.95	6356.62	0.003868	7.01	864.49	162.28	0.45
Reach-1	31560	100_year_Existin	8000.00	6347.80	6356.82	6354.37	6358.08	0.005759	9.26	1046.02	198.84	0.56
Reach-1	31560	500_year_Existin	14000.00	6347.80	6358.30	6357.31	6360.79	0.009507	13.24	1345.81	204.90	0.74
Reach-1	31469	2_year_Existing	52.00	6346.20	6348.13	6347.23	6348.19	0.002680	2.09	26.11	18.13	0.29
Reach-1	31469	5_year_Existing	410.00	6346.20	6349.31	6349.31	6350.60	0.025192	9.25	49.63	21.44	0.97
Reach-1	31469	10_year_Existing	1200.00	6346.20	6351.78	6351.72	6352.76	0.012035	9.74	269.44	137.13	0.75
Reach-1	31469	25_year_Existing	3400.00	6346.20	6354.25	6353.92	6354.99	0.008700	10.70	898.58	346.87	0.68
Reach-1	31469	50_year_Existing	5300.00	6346.20	6355.42	6354.74	6356.10	0.007944	11.23	1318.00	370.00	0.66
Reach-1	31469	100_year_Existin	8000.00	6346.20	6356.38	6355.56	6357.21	0.009275	12.99	1679.27	382.29	0.73
Reach-1	31469	500_year_Existin	14000.00	6346.20	6358.08	6358.94	6359.16	0.010799	15.58	2343.12	397.90	0.81
Reach-1	31443		Bridge									
Reach-1	31414	2_year_Existing	52.00	6344.31	6345.99	6345.33	6346.09	0.004680	2.48	21.32	16.22	0.37
Reach-1	31414	5_year_Existing	410.00	6344.31	6347.65	6347.43	6348.81	0.020265	8.74	49.84	18.22	0.88
Reach-1	31414	10_year_Existing	1200.00	6344.31	6349.98	6350.05	6350.98	0.011712	9.72	244.77	148.36	0.74
Reach-1	31414	25_year_Existing	3400.00	6344.31	6351.97	6351.97	6353.04	0.012311	12.29	692.41	285.13	0.80
Reach-1	31414	50_year_Existing	5300.00	6344.31	6352.87	6352.87	6354.17	0.014501	14.42	963.21	310.01	0.88
Reach-1	31414	100_year_Existin	8000.00	6344.31	6353.71	6353.71	6355.35	0.017690	16.99	1232.46	331.45	0.99
Reach-1	31414	500_year_Existin	14000.00	6344.31	6355.69	6355.20	6357.48	0.017339	19.17	1920.53	373.94	1.02
Reach-1	31245	2_year_Existing	52.00	6343.76	6344.04	6344.04	6344.17	0.055466	2.92	17.79	65.89	0.99
Reach-1	31245	5_year_Existing	410.00	6343.76	6345.12		6345.38	0.015449	4.09	100.34	87.36	0.67
Reach-1	31245	10_year_Existing	1200.00	6343.76	6347.57	6345.79	6347.75	0.002600	3.54	389.74	149.13	0.33
Reach-1	31245	25_year_Existing	3400.00	6343.76	6350.13	6347.59	6350.45	0.002567	5.04	908.07	224.99	0.36
Reach-1	31245	50_year_Existing	5300.00	6343.76	6351.16	6348.81	6351.66	0.003352	6.38	1149.05	241.52	0.42
Reach-1	31245	100_year_Existin	8000.00	6343.76	6352.35	6349.90	6353.08	0.004110	7.83	1447.23	257.27	0.48
Reach-1	31245	500_year_Existin	14000.00	6343.76	6354.49		6355.71	0.005284	10.34	2025.63	302.75	0.56
Reach-1	31168	2_year_Existing	52.00	6340.36	6341.89	6341.32	6341.97	0.005441	2.37	22.45	21.08	0.39
Reach-1	31168	5_year_Existing	410.00	6340.36	6344.14	6343.14	6344.55	0.007185	5.39	89.82	40.15	0.53
Reach-1	31168	10_year_Existing	1200.00	6340.36	6346.56	6345.42	6347.29	0.006708	7.60	218.74	119.58	0.57
Reach-1	31168	25_year_Existing	3400.00	6340.36	6349.29	6348.76	6350.04	0.005994	9.35	788.76	252.53	0.57
Reach-1	31168	50_year_Existing	5300.00	6340.36	6349.94	6349.65	6351.08	0.008974	12.03	954.23	257.34	0.71
Reach-1	31168	100_year_Existin	8000.00	6340.36	6350.97	6350.56	6352.40	0.010664	14.10	1226.27	269.94	0.78
Reach-1	31168	500_year_Existin	14000.00	6340.36	6352.25	6351.93	6354.68	0.016819	19.18	1582.85	292.71	1.01
Reach-1	31154		Bridge									
Reach-1	31136	2_year_Existing	52.00	6339.33	6340.29	6340.29	6340.61	0.040928	4.53	11.50	17.65	0.98
Reach-1	31136	5_year_Existing	410.00	6339.33	6342.11	6342.11	6343.18	0.026518	8.36	51.27	26.18	1.00
Reach-1	31136	10_year_Existing	1200.00	6339.33	6344.35	6344.35	6346.26	0.021000	11.47	122.10	37.75	0.96
Reach-1	31136	25_year_Existing	3400.00	6339.33	6347.56	6347.74	6349.13	0.012114	12.54	573.37	239.23	0.80
Reach-1	31136	50_year_Existing	5300.00	6339.33	6348.88	6348.88	6350.13	0.009775	12.53	981.13	325.59	0.74
Reach-1	31136	100_year_Existin	8000.00	6339.33	6349.79	6349.79	6351.26	0.011408	14.43	1280.46	335.18	0.81
Reach-1	31136	500_year_Existin	14000.00	6339.33	6351.72	6351.21	6353.28	0.011072	16.01	1941.07	348.64	0.82
Reach-1	30979	2_year_Existing	52.00	6332.90	6334.65	6334.04	6334.74	0.004988	2.41	21.94	18.36	0.38
Reach-1	30979	5_year_Existing	410.00	6332.90	6337.13	6336.04	6337.70	0.007834	6.20	75.51	24.89	0.56
Reach-1	30979	10_year_Existing	1200.00	6332.90	6342.78	6338.69	6343.28	0.002307	6.21	276.06	110.80	0.36
Reach-1	30979	25_year_Existing	3400.00	6332.90	6346.39	6344.64	6346.90	0.002397	7.66	1292.96	367.57	0.38

HEC-RAS Plan: UF Existing River: Upper Fountain C Reach: Reach-1 (Continued)

Reach	River Sta	Profile	Q Total	Min Ch El	W.S. Elev	Crit W.S.	E.G. Elev	E.G. Slope	Vel Chnl	Flow Area	Top Width	Froude # Chl
			(cfs)	(ft)	(ft)	(ft)	(ft)	(ft/ft)	(ft/s)	(sq ft)	(ft)	
Reach-1	30979	50_year_Existing	5300.00	6332.90	6347.58	6346.02	6348.16	0.002966	9.27	1766.27	425.33	0.43
Reach-1	30979	100_year_Existin	8000.00	6332.90	6348.81	6347.23	6349.50	0.003558	10.72	2312.39	458.40	0.48
Reach-1	30979	500_year_Existin	14000.00	6332.90	6351.19	6348.97	6351.92	0.003792	12.18	3440.22	483.90	0.51
Reach-1	30961		Bridge									
Reach-1	30941	2_year_Existing	52.00	6332.83	6333.96	6333.96	6334.31	0.044839	4.69	11.10	16.75	1.01
Reach-1	30941	5_year_Existing	410.00	6332.83	6335.95	6335.95	6337.07	0.024438	8.68	51.28	23.76	0.94
Reach-1	30941	10_year_Existing	1200.00	6332.83	6338.44	6338.44	6340.32	0.018649	11.79	122.64	34.73	0.92
Reach-1	30941	25_year_Existing	3400.00	6332.83	6343.23	6343.23	6344.56	0.007669	11.73	547.89	188.25	0.66
Reach-1	30941	50_year_Existing	5300.00	6332.83	6344.66	6344.66	6345.91	0.007323	12.54	882.90	294.91	0.66
Reach-1	30941	100_year_Existin	8000.00	6332.83	6345.56	6345.56	6347.04	0.008751	14.43	1174.70	351.49	0.73
Reach-1	30941	500_year_Existin	14000.00	6332.83	6349.10	6347.01	6349.84	0.003828	11.30	2592.23	419.95	0.50
Reach-1	30790	2_year_Existing	52.00	6329.50	6330.39	6329.78	6330.40	0.001272	0.96	53.99	61.04	0.18
Reach-1	30790	5_year_Existing	410.00	6329.50	6333.42	6330.62	6333.46	0.000573	1.70	242.98	64.27	0.15
Reach-1	30790	10_year_Existing	1200.00	6329.50	6338.50	6331.79	6338.57	0.000279	2.07	640.54	111.52	0.12
Reach-1	30790	25_year_Existing	3400.00	6329.50	6342.00	6334.06	6342.18	0.000563	3.66	1292.86	284.33	0.18
Reach-1	30790	50_year_Existing	5300.00	6329.50	6343.71	6335.63	6343.94	0.000677	4.37	1607.69	316.07	0.20
Reach-1	30790	100_year_Existin	8000.00	6329.50	6345.48	6337.64	6345.77	0.000800	5.14	2382.90	335.09	0.23
Reach-1	30790	500_year_Existin	14000.00	6329.50	6349.07		6349.41	0.000802	5.90	3612.33	347.74	0.24
Reach-1	30687	2_year_Existing	52.00	6328.12	6330.07	6329.38	6330.16	0.004564	2.40	21.90	17.28	0.37
Reach-1	30687	5_year_Existing	410.00	6328.12	6332.71	6331.49	6333.19	0.006170	5.79	80.97	27.86	0.51
Reach-1	30687	10_year_Existing	1200.00	6328.12	6338.17	6334.02	6338.46	0.001504	5.08	405.86	124.20	0.29
Reach-1	30687	25_year_Existing	3400.00	6328.12	6341.93	6338.13	6342.11	0.000960	5.08	1450.44	350.00	0.25
Reach-1	30687	50_year_Existing	5300.00	6328.12	6343.67	6340.46	6343.83	0.000859	5.22	2071.65	363.58	0.24
Reach-1	30687	100_year_Existin	8000.00	6328.12	6345.45	6341.33	6345.63	0.000868	5.65	2723.72	370.38	0.24
Reach-1	30687	500_year_Existin	14000.00	6328.12	6349.05	6342.66	6349.27	0.000799	6.18	4115.15	403.96	0.24
Reach-1	30667		Bridge									
Reach-1	30646	2_year_Existing	52.00	6327.73	6329.20	6329.20	6329.59	0.042272	5.01	10.37	13.62	1.01
Reach-1	30646	5_year_Existing	410.00	6327.73	6331.34	6331.34	6332.52	0.024284	8.88	49.48	22.10	0.95
Reach-1	30646	10_year_Existing	1200.00	6327.73	6336.78	6333.91	6337.12	0.002330	5.72	354.34	116.50	0.35
Reach-1	30646	25_year_Existing	3400.00	6327.73	6341.31	6337.63	6341.50	0.001162	5.42	1349.19	332.12	0.27
Reach-1	30646	50_year_Existing	5300.00	6327.73	6343.37	6338.87	6343.53	0.000863	5.16	2072.57	358.23	0.24
Reach-1	30646	100_year_Existin	8000.00	6327.73	6345.15	6340.00	6345.33	0.000875	5.60	2714.76	366.41	0.24
Reach-1	30646	500_year_Existin	14000.00	6327.73	6348.71	6342.33	6348.93	0.000878	6.40	4082.94	429.31	0.25
Reach-1	30572	2_year_Existing	69.00	6324.98	6326.73	6326.18	6326.84	0.005649	2.76	27.65	22.22	0.41
Reach-1	30572	5_year_Existing	530.00	6324.98	6329.84	6328.27	6330.31	0.005423	5.92	113.15	33.64	0.49
Reach-1	30572	10_year_Existing	1600.00	6324.98	6336.69	6331.14	6336.97	0.001253	5.28	584.22	150.18	0.28
Reach-1	30572	25_year_Existing	4500.00	6324.98	6341.07	6336.74	6341.37	0.001305	6.70	1698.47	312.19	0.30
Reach-1	30572	50_year_Existing	7600.00	6324.98	6342.96	6339.52	6343.36	0.001701	8.25	2314.18	340.46	0.35
Reach-1	30572	100_year_Existin	11000.00	6324.98	6344.65	6340.80	6345.14	0.001976	9.45	2916.29	371.71	0.38
Reach-1	30572	500_year_Existin	20000.00	6324.98	6346.02	6342.96	6348.69	0.002475	11.77	4339.37	465.58	0.44
Reach-1	30552		Bridge									
Reach-1	30539	2_year_Existing	69.00	6323.64	6324.88	6324.82	6325.18	0.027919	4.51	16.59	21.90	0.85
Reach-1	30539	5_year_Existing	530.00	6323.64	6328.18	6326.88	6328.66	0.006373	6.11	114.07	38.67	0.53
Reach-1	30539	10_year_Existing	1600.00	6323.64	6333.25	6329.68	6333.72	0.002572	6.60	381.03	67.66	0.38
Reach-1	30539	25_year_Existing	4500.00	6323.64	6340.17	6333.78	6340.50	0.001291	6.78	1595.79	292.66	0.30
Reach-1	30539	50_year_Existing	7600.00	6323.64	6342.16	6338.12	6342.59	0.001880	8.36	2214.28	327.44	0.35
Reach-1	30539	100_year_Existin	11000.00	6323.64	6343.94	6339.75	6344.44	0.001854	9.35	2814.72	343.76	0.37
Reach-1	30539	500_year_Existin	20000.00	6323.64	6347.29	6342.41	6348.02	0.002490	12.02	4136.31	441.30	0.44
Reach-1	30534	2_year_Existing	69.00	6323.77	6324.69	6324.69	6325.01	0.040508	4.57	15.10	22.41	0.98
Reach-1	30534	5_year_Existing	530.00	6323.77	6326.27	6326.55	6328.52	0.004256	4.00	132.38	43.13	0.40
Reach-1	30534	10_year_Existing	1600.00	6323.77	6333.36	6326.74	6333.59	0.001231	4.06	465.01	102.78	0.25
Reach-1	30534	25_year_Existing	4500.00	6323.77	6340.25	6332.29	6340.42	0.000557	4.13	1926.80	296.27	0.19
Reach-1	30534	50_year_Existing	7600.00	6323.77	6342.23	6334.71	6342.50	0.000804	5.39	2540.79	318.64	0.23
Reach-1	30534	100_year_Existin	11000.00	6323.77	6344.00	6336.72	6344.37	0.001008	6.45	3118.53	344.86	0.26
Reach-1	30534	500_year_Existin	20000.00	6323.77	6347.34	6340.41	6347.94	0.001489	8.74	4544.46	499.89	0.33
Reach-1	30439		Culvert									
Reach-1	30343	2_year_Existing	69.00	6323.06	6324.24	6324.24	6324.59	0.039276	4.78	14.45	19.58	0.98
Reach-1	30343	5_year_Existing	530.00	6323.06	6325.65	6325.92	6326.81	0.052618	8.64	61.50	43.67	0.40
Reach-1	30343	10_year_Existing	1600.00	6323.06	6330.18	6327.75	6330.61	0.003477	5.43	327.73	85.30	0.40
Reach-1	30343	25_year_Existing	4500.00	6323.06	6333.25	6330.95	6334.23	0.004967	8.68	711.48	162.95	0.52
Reach-1	30343	50_year_Existing	7600.00	6323.06	6335.08	6333.45	6336.47	0.005968	10.82	1049.04	200.11	0.59
Reach-1	30343	100_year_Existin	11000.00	6323.06	6336.63	6335.25	6338.43	0.006866	12.72	1381.92	244.21	0.65
Reach-1	30343	500_year_Existin	20000.00	6323.06	6339.88	6338.84	6342.02	0.006935	14.99	2436.74	389.67	0.68
Reach-1	30251	2_year_Existing	69.00	6319.50	6320.60	6319.84	6320.81	0.001121	1.03	66.69	61.44	0.18
Reach-1	30251	5_year_Existing	530.00	6319.50	6324.87	6320.83	6324.91	0.000331	1.57	343.29	70.34	0.12
Reach-1	30251	10_year_Existing	1600.00	6319.50	6330.30		6330.37	0.000242	2.15	674.90	146.81	0.12
Reach-1	30251	25_year_Existing	4500.00	6319.50	6333.50		6333.72	0.000625	4.11	1453.00	214.32	0.19
Reach-1	30251	50_year_Existing	7600.00	6319.50	6335.40		6335.78	0.000983	5.61	1912.21	263.96	0.25

HEC-RAS Plan: UF Existing River: Upper Fountain C Reach: Reach-1 (Continued)

Reach	River Sta	Profile	Q Total	Min Ch El	W.S. Elev	Crit W.S.	E.G. Elev	E.G. Slope	Vel Chnl	Flow Area	Top Width	Froude # Chl
			(cfs)	(ft)	(ft)	(ft)	(ft)	(ft/ft)	(ft/s)	(sq ft)	(ft)	
Reach-1	30251	100_year_Existin	11000.00	6319.50	6337.01		6337.58	0.001346	7.00	2368.34	329.96	0.30
Reach-1	30251	500_year_Existin	20000.00	6319.50	6340.25		6341.08	0.001778	9.02	3650.33	435.86	0.35
Reach-1	30172	2_year_Existing	69.00	6317.50	6320.17	6319.52	6320.38	0.009178	3.58	19.34	12.73	0.50
Reach-1	30172	5_year_Existing	530.00	6317.50	6324.08	6322.50	6324.68	0.006012	6.64	99.30	31.13	0.50
Reach-1	30172	10_year_Existing	1600.00	6317.50	6330.17	6325.97	6330.32	0.000965	4.37	732.30	198.61	0.23
Reach-1	30172	25_year_Existing	4500.00	6317.50	6333.44	6329.76	6333.66	0.001334	6.07	1535.25	301.56	0.28
Reach-1	30172	50_year_Existing	7600.00	6317.50	6335.36	6331.11	6335.64	0.001528	7.04	2162.88	343.28	0.30
Reach-1	30172	100_year_Existin	11000.00	6317.50	6337.02	6332.30	6337.34	0.001598	7.67	2763.02	383.48	0.31
Reach-1	30172	500_year_Existin	20000.00	6317.50	6340.32	6334.75	6340.73	0.001719	8.88	4215.27	499.04	0.34
Reach-1	30162		Bridge									
Reach-1	30152	2_year_Existing	69.00	6317.21	6319.23	6319.23	6319.77	0.040105	5.88	11.74	10.75	0.99
Reach-1	30152	5_year_Existing	530.00	6317.21	6322.27	6322.27	6323.88	0.022778	10.42	55.76	19.25	0.92
Reach-1	30152	10_year_Existing	1600.00	6317.21	6328.46	6325.85	6329.09	0.003789	7.94	396.94	160.81	0.44
Reach-1	30152	25_year_Existing	4500.00	6317.21	6331.87	6330.02	6332.32	0.002928	8.47	1131.96	269.00	0.40
Reach-1	30152	50_year_Existing	7600.00	6317.21	6333.84	6331.47	6334.30	0.002781	9.03	1723.30	333.94	0.40
Reach-1	30152	100_year_Existin	11000.00	6317.21	6335.44	6332.58	6335.95	0.002787	9.62	2285.38	364.20	0.41
Reach-1	30152	500_year_Existin	20000.00	6317.21	6338.65	6334.53	6339.25	0.002682	10.56	3560.74	438.81	0.41
Reach-1	30085	2_year_Existing	69.00	6316.18	6318.14	6317.31	6318.22	0.003469	2.25	31.42	23.02	0.32
Reach-1	30085	5_year_Existing	530.00	6316.18	6320.65	6319.38	6321.32	0.005704	5.68	110.15	34.56	0.49
Reach-1	30085	10_year_Existing	1600.00	6316.18	6328.54	6322.14	6328.79	0.000947	4.65	724.08	190.62	0.24
Reach-1	30085	25_year_Existing	4500.00	6316.18	6331.65	6327.15	6332.16	0.001863	7.62	1526.73	317.76	0.35
Reach-1	30085	50_year_Existing	7600.00	6316.18	6333.44	6331.01	6334.08	0.002402	9.33	2152.76	375.77	0.40
Reach-1	30085	100_year_Existin	11000.00	6316.18	6334.98	6332.35	6335.70	0.002727	10.54	2751.29	404.74	0.43
Reach-1	30085	500_year_Existin	20000.00	6316.18	6338.13	6334.76	6338.99	0.003106	12.51	4143.23	489.87	0.48
Reach-1	30063		Bridge									
Reach-1	30036	2_year_Existing	69.00	6314.71	6316.32	6315.74	6316.43	0.005948	2.65	26.30	21.98	0.41
Reach-1	30036	5_year_Existing	530.00	6314.71	6319.21	6317.81	6319.69	0.005693	5.74	108.63	34.52	0.50
Reach-1	30036	10_year_Existing	1600.00	6314.71	6324.76	6320.53	6325.29	0.002345	6.40	400.34	133.45	0.36
Reach-1	30036	25_year_Existing	4500.00	6314.71	6327.78	6326.23	6328.82	0.004181	10.24	925.86	224.13	0.51
Reach-1	30036	50_year_Existing	7600.00	6314.71	6329.44	6328.66	6330.87	0.005621	12.89	1380.75	298.53	0.60
Reach-1	30036	100_year_Existin	11000.00	6314.71	6330.86	6330.04	6332.48	0.006353	14.59	1830.19	333.81	0.65
Reach-1	30036	500_year_Existin	20000.00	6314.71	6333.79	6332.61	6335.65	0.006944	17.10	2860.98	394.21	0.70
Reach-1	29939	2_year_Existing	69.00	6313.47	6315.10	6314.93	6315.37	0.022580	4.24	16.29	17.16	0.77
Reach-1	29939	5_year_Existing	530.00	6313.47	6318.59	6317.21	6319.07	0.006843	5.60	97.37	31.51	0.51
Reach-1	29939	10_year_Existing	1600.00	6313.47	6324.73	6319.99	6324.99	0.001322	4.71	541.69	154.49	0.26
Reach-1	29939	25_year_Existing	4500.00	6313.47	6327.77	6324.89	6328.25	0.002159	7.20	1096.56	183.56	0.35
Reach-1	29939	50_year_Existing	7600.00	6313.47	6329.30	6326.55	6330.15	0.003559	9.96	1417.13	226.41	0.46
Reach-1	29939	100_year_Existin	11000.00	6313.47	6330.53	6327.73	6331.74	0.004811	12.23	1711.64	253.27	0.54
Reach-1	29939	500_year_Existin	20000.00	6313.47	6333.20	6331.13	6334.96	0.006317	15.56	2441.89	263.80	0.64
Reach-1	29893		Culvert									
Reach-1	29852	2_year_Existing	69.00	6313.40	6314.90	6314.90	6315.32	0.041048	5.18	13.32	16.27	1.01
Reach-1	29852	5_year_Existing	530.00	6313.40	6317.59	6317.40	6318.61	0.019869	8.23	69.39	59.65	0.82
Reach-1	29852	10_year_Existing	1600.00	6313.40	6322.10	6320.03	6322.34	0.002346	5.11	482.16	113.51	0.33
Reach-1	29852	25_year_Existing	4500.00	6313.40	6325.38	6321.70	6325.91	0.003636	8.07	954.27	186.04	0.43
Reach-1	29852	50_year_Existing	7600.00	6313.40	6327.56	6323.93	6326.28	0.004188	9.78	1349.38	192.22	0.46
Reach-1	29852	100_year_Existin	11000.00	6313.40	6329.35	6325.81	6330.28	0.004598	11.16	1707.10	207.49	0.51
Reach-1	29852	500_year_Existin	20000.00	6313.40	6332.85	6328.71	6334.20	0.005511	14.06	2485.80	241.03	0.58
Reach-1	29783	2_year_Existing	69.00	6309.87	6312.27	6311.25	6312.37	0.003285	2.54	27.56	14.85	0.32
Reach-1	29783	5_year_Existing	530.00	6309.87	6317.59	6313.82	6317.94	0.002091	4.89	131.64	47.15	0.32
Reach-1	29783	10_year_Existing	1600.00	6309.87	6321.74	6316.56	6322.15	0.001890	6.29	467.01	109.75	0.33
Reach-1	29783	25_year_Existing	4500.00	6309.87	6324.51	6322.52	6325.50	0.004194	10.83	832.69	153.87	0.51
Reach-1	29783	50_year_Existing	7600.00	6309.87	6326.24	6324.78	6327.72	0.005949	13.92	1120.88	179.36	0.62
Reach-1	29783	100_year_Existin	11000.00	6309.87	6327.75	6326.46	6329.59	0.007093	16.15	1404.82	195.18	0.68
Reach-1	29783	500_year_Existin	20000.00	6309.87	6330.88	6329.53	6333.40	0.008644	19.91	2058.25	221.73	0.77
Reach-1	29769		Bridge									
Reach-1	29743	2_year_Existing	69.00	6309.46	6311.51	6310.65	6311.63	0.004159	2.76	24.93	14.23	0.37
Reach-1	29743	5_year_Existing	530.00	6309.46	6316.23	6313.31	6316.75	0.003189	5.79	96.64	24.96	0.40
Reach-1	29743	10_year_Existing	1600.00	6309.46	6320.03	6318.25	6320.81	0.003447	8.16	341.20	100.14	0.45
Reach-1	29743	25_year_Existing	4500.00	6309.46	6322.57	6322.24	6324.31	0.007253	13.75	660.50	146.43	0.69
Reach-1	29743	50_year_Existing	7600.00	6309.46	6324.90	6324.19	6326.76	0.007343	15.47	1037.60	176.36	0.70
Reach-1	29743	100_year_Existin	11000.00	6309.46	6326.89	6325.80	6328.82	0.007213	16.64	1411.35	196.68	0.71
Reach-1	29743	500_year_Existin	20000.00	6309.46	6330.55	6328.77	6332.99	0.007932	19.85	2160.93	230.35	0.77
Reach-1	29729	2_year_Existing	69.00	6309.75	6311.26	6310.77	6311.49	0.013670	3.92	17.61	11.70	0.56
Reach-1	29729	5_year_Existing	530.00	6309.75	6315.61	6313.77	6316.54	0.016155	7.73	68.56	11.70	0.56
Reach-1	29729	10_year_Existing	1600.00	6309.75	6319.06	6319.06	6320.52	0.019082	11.00	217.29	78.63	0.64
Reach-1	29729	25_year_Existing	4500.00	6309.75	6322.59	6321.87	6323.99	0.016757	12.77	588.01	127.15	0.63
Reach-1	29729	50_year_Existing	7600.00	6309.75	6324.96	6323.94	6326.41	0.015969	13.96	958.59	187.78	0.63
Reach-1	29729	100_year_Existin	11000.00	6309.75	6327.09	6325.81	6328.35	0.012448	13.45	1393.63	212.55	0.57

HEC-RAS Plan: UF Existing River: Upper Fountain C Reach: Reach-1 (Continued)

Reach	River Sta	Profile	Q Total	Min Ch El	W.S. Elev	Crit W.S.	E.G. Elev	E.G. Slope	Vel Chnl	Flow Area	Top Width	Froude # Chl
			(cfs)	(ft)	(ft)	(ft)	(ft)	(ft/ft)	(ft/s)	(sq ft)	(ft)	
Reach-1	29729	500_year_Existin	20000.00	6309.75	6330.92	6327.96	6332.35	0.011119	14.52	2273.31	264.36	0.56
Reach-1	29610		Culvert									
Reach-1	29500	2_year_Existing	69.00	6307.52	6308.27	6308.55	6309.21	0.116713	7.78	8.87	11.85	0.56
Reach-1	29500	5_year_Existing	530.00	6307.52	6310.49	6311.49	6313.93	0.098623	14.89	35.61	12.30	0.56
Reach-1	29500	10_year_Existing	1600.00	6307.52	6317.36	6316.38	6317.75	0.005585	6.50	487.60	169.13	0.37
Reach-1	29500	25_year_Existing	4500.00	6307.52	6319.33	6318.30	6320.08	0.010774	10.22	829.41	181.47	0.53
Reach-1	29500	50_year_Existing	7600.00	6307.52	6321.04	6319.52	6322.03	0.012393	12.03	1162.53	216.46	0.58
Reach-1	29500	100_year_Existin	11000.00	6307.52	6322.59	6320.84	6323.76	0.012917	13.22	1564.05	310.27	0.61
Reach-1	29500	500_year_Existin	20000.00	6307.52	6325.72	6323.55	6326.98	0.011591	14.24	2656.40	387.38	0.59
Reach-1	29371	2_year_Existing	69.00	6305.16	6307.87	6306.71	6307.78	0.003565	2.58	26.96	15.14	0.34
Reach-1	29371	5_year_Existing	530.00	6305.16	6310.99	6309.28	6311.75	0.006569	6.99	80.38	17.04	0.54
Reach-1	29371	10_year_Existing	1600.00	6305.16	6317.22	6313.39	6317.39	0.001040	4.72	978.35	274.04	0.25
Reach-1	29371	25_year_Existing	4500.00	6305.16	6318.73	6317.24	6319.27	0.003305	9.14	1394.91	283.29	0.45
Reach-1	29371	50_year_Existing	7600.00	6305.16	6320.26	6318.52	6321.01	0.004465	11.45	1823.12	339.03	0.53
Reach-1	29371	100_year_Existin	11000.00	6305.16	6321.74	6319.57	6322.63	0.005077	13.04	2386.71	376.01	0.58
Reach-1	29371	500_year_Existin	20000.00	6305.16	6324.68	6321.98	6325.87	0.006308	16.27	3656.92	485.93	0.66
Reach-1	29332		Bridge									
Reach-1	29296	2_year_Existing	69.00	6304.05	6306.04	6305.59	6306.24	0.011110	3.63	19.05	14.84	0.56
Reach-1	29296	5_year_Existing	530.00	6304.05	6308.54	6308.21	6309.93	0.018129	9.50	58.00	16.27	0.86
Reach-1	29296	10_year_Existing	1600.00	6304.05	6312.26	6312.26	6315.27	0.016191	14.14	134.55	30.70	0.91
Reach-1	29296	25_year_Existing	4500.00	6304.05	6316.46	6316.51	6317.91	0.007946	13.31	984.86	284.20	0.69
Reach-1	29296	50_year_Existing	7600.00	6304.05	6317.81	6317.81	6319.56	0.009985	16.05	1371.46	294.48	0.78
Reach-1	29296	100_year_Existin	11000.00	6304.05	6318.88	6318.88	6321.01	0.012171	18.67	1698.12	303.32	0.88
Reach-1	29296	500_year_Existin	20000.00	6304.05	6322.70	6321.44	6324.40	0.008944	18.77	3104.98	422.78	0.78
Reach-1	29063	2_year_Existing	69.00	6301.50	6302.42	6302.26	6302.87	0.022341	3.99	17.30	19.22	0.74
Reach-1	29063	5_year_Existing	530.00	6301.50	6304.80	6304.45	6305.67	0.016344	7.70	83.33	43.51	0.76
Reach-1	29063	10_year_Existing	1600.00	6301.50	6305.96	6307.02	6309.29	0.044727	15.67	143.90	60.85	1.32
Reach-1	29063	25_year_Existing	4500.00	6301.50	6309.06	6310.58	6313.55	0.036597	20.29	430.38	135.12	1.31
Reach-1	29063	50_year_Existing	7600.00	6301.50	6311.31	6312.47	6315.28	0.027550	20.99	791.93	184.21	1.19
Reach-1	29063	100_year_Existin	11000.00	6301.50	6313.20	6313.90	6316.80	0.022576	21.39	1170.97	213.86	1.11
Reach-1	29063	500_year_Existin	20000.00	6301.50	6316.29	6316.29	6320.51	0.022496	24.99	1897.41	260.69	1.15
Reach-1	28803	2_year_Existing	69.00	6296.45	6297.46	6297.20	6297.87	0.016713	3.63	19.00	19.43	0.65
Reach-1	28803	5_year_Existing	530.00	6296.45	6299.67	6299.32	6300.71	0.022466	8.18	64.81	22.10	0.84
Reach-1	28803	10_year_Existing	1600.00	6296.45	6302.63	6302.63	6304.34	0.018190	10.93	187.17	72.03	0.81
Reach-1	28803	25_year_Existing	4500.00	6296.45	6306.20	6306.20	6308.13	0.014201	13.42	623.78	183.80	0.78
Reach-1	28803	50_year_Existing	7600.00	6296.45	6308.10	6308.10	6310.21	0.014394	15.31	1035.63	251.43	0.81
Reach-1	28803	100_year_Existin	11000.00	6296.45	6309.38	6309.52	6311.82	0.016004	17.36	1388.28	297.36	0.87
Reach-1	28803	500_year_Existin	20000.00	6296.45	6311.65	6312.18	6314.78	0.019302	21.33	2152.58	371.63	0.98
Reach-1	28530	2_year_Existing	69.00	6289.50	6290.24	6290.24	6290.62	0.044789	4.93	14.00	19.45	1.02
Reach-1	28530	5_year_Existing	530.00	6289.50	6292.37	6292.33	6293.62	0.030163	8.96	59.14	23.03	0.99
Reach-1	28530	10_year_Existing	1600.00	6289.50	6296.73	6295.44	6297.69	0.007640	8.41	289.74	134.82	0.57
Reach-1	28530	25_year_Existing	4500.00	6289.50	6300.24	6299.06	6300.98	0.005252	9.23	1069.81	284.85	0.51
Reach-1	28530	50_year_Existing	7600.00	6289.50	6301.94	6300.53	6302.80	0.005731	10.69	1585.41	319.58	0.55
Reach-1	28530	100_year_Existin	11000.00	6289.50	6303.46	6301.64	6304.40	0.005917	11.77	2092.48	350.39	0.57
Reach-1	28530	500_year_Existin	20000.00	6289.50	6306.72	6303.81	6307.79	0.005763	13.42	3341.55	415.97	0.58
Reach-1	28424	2_year_Existing	69.00	6286.36	6288.48	6287.62	6288.56	0.003205	2.30	31.59	23.01	0.32
Reach-1	28424	5_year_Existing	530.00	6286.36	6292.20	6289.80	6292.48	0.002584	4.57	148.57	36.87	0.35
Reach-1	28424	10_year_Existing	1600.00	6286.36	6296.83	6292.51	6297.04	0.001293	4.90	777.19	224.44	0.27
Reach-1	28424	25_year_Existing	4500.00	6286.36	6300.19	6297.05	6300.47	0.001585	6.55	1794.74	379.92	0.32
Reach-1	28424	50_year_Existing	7600.00	6286.36	6301.85	6298.68	6302.22	0.002037	8.07	2430.88	389.37	0.37
Reach-1	28424	100_year_Existin	11000.00	6286.36	6303.33	6299.82	6303.78	0.002359	9.25	3013.14	397.48	0.40
Reach-1	28424	500_year_Existin	20000.00	6286.36	6306.54	6301.94	6307.15	0.002778	11.30	4319.20	418.06	0.45
Reach-1	28397		Culvert									
Reach-1	28356	2_year_Existing	69.00	6286.61	6288.33	6287.86	6288.48	0.008426	3.09	22.86	20.97	0.49
Reach-1	28356	5_year_Existing	530.00	6286.61	6289.03	6290.06	6292.31	0.104576	14.72	39.14	25.41	0.35
Reach-1	28356	10_year_Existing	1600.00	6286.61	6292.66	6292.66	6294.93	0.020259	13.13	162.06	38.13	0.98
Reach-1	28356	25_year_Existing	4500.00	6286.61	6297.04	6297.04	6298.47	0.009126	12.98	876.26	265.93	0.73
Reach-1	28356	50_year_Existing	7600.00	6286.61	6298.66	6298.66	6300.18	0.009656	14.77	1403.77	382.39	0.77
Reach-1	28356	100_year_Existin	11000.00	6286.61	6299.64	6299.64	6301.40	0.011200	16.80	1806.77	436.41	0.84
Reach-1	28356	500_year_Existin	20000.00	6286.61	6301.56	6301.56	6303.69	0.013387	20.19	2691.94	473.47	0.94
Reach-1	28063	2_year_Existing	69.00	6282.83	6283.17	6283.17	6283.34	0.056093	3.37	20.49	61.79	1.03
Reach-1	28063	5_year_Existing	530.00	6282.83	6285.85	6284.14	6285.96	0.001977	2.67	198.98	68.94	0.28
Reach-1	28063	10_year_Existing	1600.00	6282.83	6290.66	6285.51	6290.80	0.000687	3.02	557.59	134.02	0.19
Reach-1	28063	25_year_Existing	4500.00	6282.83	6293.64	6288.06	6294.08	0.001523	5.58	1179.07	315.98	0.30
Reach-1	28063	50_year_Existing	7600.00	6282.83	6295.54	6290.24	6296.16	0.001942	7.03	1824.84	351.30	0.35
Reach-1	28063	100_year_Existin	11000.00	6282.83	6297.07	6293.15	6297.85	0.002270	8.20	2393.13	398.20	0.38
Reach-1	28063	500_year_Existin	20000.00	6282.83	6300.25	6296.52	6301.26	0.002630	10.11	3782.56	458.79	0.43
Reach-1	27888	2_year_Existing	69.00	6278.41	6281.58	6279.82	6281.60	0.000682	1.29	54.00	24.97	0.15

HEC-RAS Plan: UF Existing River: Upper Fountain C Reach: Reach-1 (Continued)

Reach	River Sta	Profile	Q Total	Min Ch El	W.S. Elev	Crit W.S.	E.G. Elev	E.G. Slope	Vel Chnl	Flow Area	Top Width	Froude # Chl
			(cfs)	(ft)	(ft)	(ft)	(ft)	(ft/ft)	(ft/s)	(sq ft)	(ft)	
Reach-1	27888	5_year_Existing	530.00	6278.41	6285.45	6281.85	6285.65	0.001349	3.59	156.88	27.51	0.26
Reach-1	27888	10_year_Existing	1600.00	6278.41	6290.17	6284.54	6290.55	0.001407	5.37	555.38	276.72	0.29
Reach-1	27888	25_year_Existing	4500.00	6278.41	6293.34	6291.23	6293.80	0.001800	7.20	1557.76	331.45	0.34
Reach-1	27888	50_year_Existing	7600.00	6278.41	6295.21	6292.75	6295.77	0.002179	8.61	2191.34	344.38	0.38
Reach-1	27888	100_year_Existin	11000.00	6278.41	6296.70	6293.89	6297.37	0.002626	10.04	2779.72	419.13	0.42
Reach-1	27888	500_year_Existin	20000.00	6278.41	6299.85	6296.37	6300.67	0.002991	11.97	4149.82	447.25	0.47
Reach-1	27859		Bridge									
Reach-1	27823	2_year_Existing	69.00	6277.55	6280.66	6278.96	6280.68	0.000727	1.33	52.44	24.87	0.16
Reach-1	27823	5_year_Existing	530.00	6277.55	6282.01	6280.99	6282.62	0.008511	6.26	87.38	26.33	0.59
Reach-1	27823	10_year_Existing	1600.00	6277.55	6284.17	6283.66	6286.25	0.015635	11.66	145.31	27.32	0.86
Reach-1	27823	25_year_Existing	4500.00	6277.55	6290.67	6290.67	6292.35	0.005886	11.87	620.91	281.79	0.60
Reach-1	27823	50_year_Existing	7600.00	6277.55	6292.40	6292.40	6294.24	0.006710	13.85	1344.87	321.97	0.65
Reach-1	27823	100_year_Existin	11000.00	6277.55	6293.57	6293.57	6295.72	0.007950	15.91	1736.15	343.04	0.72
Reach-1	27823	500_year_Existin	20000.00	6277.55	6296.12	6296.12	6298.62	0.009185	18.97	2713.04	442.13	0.80
Reach-1	27590	2_year_Existing	350.00	6276.89	6277.90	6277.90	6278.40	0.037355	5.67	61.75	62.02	1.00
Reach-1	27590	5_year_Existing	570.00	6276.89	6278.28	6278.28	6278.97	0.034236	6.67	85.45	62.63	1.01
Reach-1	27590	10_year_Existing	1700.00	6276.89	6279.74	6279.74	6281.15	0.027341	9.53	178.62	64.81	1.01
Reach-1	27590	25_year_Existing	4600.00	6276.89	6280.38	6282.38	6287.20	0.100457	20.97	220.38	65.67	2.00
Reach-1	27590	50_year_Existing	7700.00	6276.89	6282.71	6284.60	6289.42	0.049620	20.82	377.11	68.80	1.53
Reach-1	27590	100_year_Existin	11000.00	6276.89	6285.65	6286.82	6291.54	0.025354	19.59	584.84	72.75	1.17
Reach-1	27590	500_year_Existin	20000.00	6276.89	6291.23	6291.89	6295.66	0.011518	18.37	1717.46	287.40	0.88
Reach-1	27234	2_year_Existing	350.00	6268.64	6270.14	6269.68	6270.36	0.010704	3.81	91.90	65.81	0.57
Reach-1	27234	5_year_Existing	570.00	6268.64	6270.67	6270.06	6270.98	0.009914	4.47	127.66	67.71	0.57
Reach-1	27234	10_year_Existing	1700.00	6268.64	6272.59	6271.48	6273.25	0.008502	6.53	262.31	72.25	0.59
Reach-1	27234	25_year_Existing	4600.00	6268.64	6275.69	6273.96	6277.05	0.007997	9.47	561.07	159.39	0.64
Reach-1	27234	50_year_Existing	7700.00	6268.64	6277.19	6276.62	6279.36	0.010363	12.29	842.98	211.91	0.75
Reach-1	27234	100_year_Existin	11000.00	6268.64	6276.68	6278.42	6282.03	0.027230	19.11	738.93	196.31	1.20
Reach-1	27234	500_year_Existin	20000.00	6268.64	6278.32	6281.44	6288.10	0.041270	28.71	1103.63	246.69	1.53
Reach-1	26960	2_year_Existing	350.00	6265.50	6267.23	6266.51	6267.40	0.010800	3.31	105.63	61.79	0.45
Reach-1	26960	5_year_Existing	570.00	6265.50	6267.77	6266.89	6268.03	0.011658	4.10	139.06	62.31	0.48
Reach-1	26960	10_year_Existing	1700.00	6265.50	6269.60	6268.38	6270.30	0.014067	6.71	255.88	65.25	0.59
Reach-1	26960	25_year_Existing	4600.00	6265.50	6271.82	6271.82	6273.62	0.021490	11.08	501.08	185.96	0.78
Reach-1	26960	50_year_Existing	7700.00	6265.50	6273.59	6273.59	6275.52	0.019061	12.31	875.09	239.57	0.76
Reach-1	26960	100_year_Existin	11000.00	6265.50	6274.78	6274.78	6276.97	0.019597	13.88	1178.83	264.50	0.79
Reach-1	26960	500_year_Existin	20000.00	6265.50	6277.09	6277.09	6279.95	0.021268	16.54	1830.68	306.10	0.86
Reach-1	26504	2_year_Existing	350.00	6257.50	6258.50	6258.50	6259.00	0.037884	5.65	61.98	63.62	1.01
Reach-1	26504	5_year_Existing	570.00	6257.50	6258.89	6258.89	6259.56	0.033721	6.57	86.80	64.87	1.00
Reach-1	26504	10_year_Existing	1700.00	6257.50	6260.32	6260.32	6261.69	0.028180	9.39	184.10	70.71	0.99
Reach-1	26504	25_year_Existing	4600.00	6257.50	6263.08	6263.48	6265.09	0.016423	11.80	557.24	286.92	0.88
Reach-1	26504	50_year_Existing	7700.00	6257.50	6264.26	6264.87	6266.88	0.018540	14.29	908.65	299.12	0.97
Reach-1	26504	100_year_Existin	11000.00	6257.50	6265.41	6265.97	6268.29	0.018240	15.72	1254.14	309.89	0.99
Reach-1	26504	500_year_Existin	20000.00	6257.50	6269.39	6268.20	6271.52	0.009478	14.69	2539.95	334.60	0.78
Reach-1	26065	2_year_Existing	350.00	6251.60	6256.61	6252.60	6256.62	0.000146	0.89	400.15	128.59	0.08
Reach-1	26065	5_year_Existing	570.00	6251.60	6256.94	6252.97	6256.96	0.000074	0.66	839.30	230.06	0.06
Reach-1	26065	10_year_Existing	1700.00	6251.60	6260.31	6254.36	6260.36	0.000310	2.01	1177.01	274.57	0.13
Reach-1	26065	25_year_Existing	4600.00	6251.60	6262.42	6256.76	6262.61	0.000842	3.88	1800.36	312.82	0.22
Reach-1	26065	50_year_Existing	7700.00	6251.60	6264.05	6258.68	6264.38	0.001252	5.25	2331.61	375.37	0.27
Reach-1	26065	100_year_Existin	11000.00	6251.60	6265.50	6259.91	6265.95	0.001526	6.27	2893.19	392.62	0.31
Reach-1	26065	500_year_Existin	20000.00	6251.60	6268.81		6269.51	0.001891	8.12	4233.26	419.17	0.35
Reach-1	25947	2_year_Existing	350.00	6252.76	6256.39	6255.08	6256.54	0.002815	3.45	147.27	138.69	0.33
Reach-1	25947	5_year_Existing	570.00	6252.76	6258.91	6255.60	6258.93	0.000400	1.89	790.46	338.40	0.14
Reach-1	25947	10_year_Existing	1700.00	6252.76	6260.22	6258.06	6260.30	0.001063	3.52	1260.99	377.62	0.23
Reach-1	25947	25_year_Existing	4600.00	6252.76	6262.29	6259.38	6262.46	0.001908	5.59	2103.39	430.33	0.32
Reach-1	25947	50_year_Existing	7700.00	6252.76	6263.91	6260.36	6264.14	0.002276	6.79	2813.65	449.34	0.36
Reach-1	25947	100_year_Existin	11000.00	6252.76	6265.36	6261.19	6265.64	0.002440	7.65	3472.47	455.91	0.38
Reach-1	25947	500_year_Existin	20000.00	6252.76	6268.71	6262.98	6269.10	0.002571	9.21	5020.54	468.03	0.41
Reach-1	25919		Bridge									
Reach-1	25887	2_year_Existing	350.00	6252.25	6255.12	6254.58	6255.49	0.009073	5.21	92.24	64.13	0.57
Reach-1	25887	5_year_Existing	570.00	6252.25	6257.69	6255.23	6257.94	0.000729	2.40	628.96	338.56	0.18
Reach-1	25887	10_year_Existing	1700.00	6252.25	6259.37	6257.36	6259.47	0.001334	3.82	1158.69	368.34	0.26
Reach-1	25887	25_year_Existing	4600.00	6252.25	6261.78	6258.90	6261.94	0.001629	5.47	2085.62	404.27	0.32
Reach-1	25887	50_year_Existing	7700.00	6252.25	6263.47	6259.78	6263.69	0.002217	6.73	2792.58	434.33	0.36
Reach-1	25887	100_year_Existin	11000.00	6252.25	6264.93	6260.58	6265.21	0.002477	7.73	3446.14	460.38	0.39
Reach-1	25887	500_year_Existin	20000.00	6252.25	6268.18	6262.30	6268.56	0.002672	9.38	4980.72	476.98	0.42
Reach-1	25755	2_year_Existing	350.00	6249.57	6254.75	6252.91	6254.88	0.001989	3.47	161.71	141.13	0.29
Reach-1	25755	5_year_Existing	570.00	6249.57	6257.75	6253.49	6257.83	0.000710	2.91	310.34	340.86	0.19
Reach-1	25755	10_year_Existing	1700.00	6249.57	6259.26	6255.57	6259.32	0.000771	3.43	1261.47	374.47	0.20
Reach-1	25755	25_year_Existing	4600.00	6249.57	6261.61	6258.06	6261.71	0.001203	4.99	2407.56	394.57	0.26
Reach-1	25755	50_year_Existing	7700.00	6249.57	6263.25	6258.91	6263.41	0.001614	6.32	3057.53	400.13	0.31
Reach-1	25755	100_year_Existin	11000.00	6249.57	6264.67	6259.63	6264.89	0.001930	7.40	3630.33	404.48	0.34

HEC-RAS Plan: UF Existing River: Upper Fountain C Reach: Reach-1 (Continued)

Reach	River Sta	Profile	Q Total	Min Ch El	W.S. Elev	Crit W.S.	E.G. Elev	E.G. Slope	Vel Chnl	Flow Area	Top Width	Froude # Chl
			(cfs)	(ft)	(ft)	(ft)	(ft)	(ft/ft)	(ft/s)	(sq ft)	(ft)	
Reach-1	25755	500_year_Existin	20000.00	6249.57	6267.86	6261.32	6268.23	0.002440	9.50	4935.64	413.04	0.40
Reach-1	25727		Bridge									
Reach-1	25696	2_year_Existing	350.00	6249.51	6252.85	6252.85	6253.65	0.019396	7.72	64.56	46.79	0.82
Reach-1	25696	5_year_Existing	570.00	6249.51	6253.53	6253.53	6254.55	0.019978	9.09	94.82	54.65	0.87
Reach-1	25696	10_year_Existing	1700.00	6249.51	6256.94	6256.94	6257.78	0.008520	9.58	457.55	317.43	0.65
Reach-1	25696	25_year_Existing	4600.00	6249.51	6258.21	6258.21	6259.31	0.014057	13.55	999.42	348.12	0.84
Reach-1	25696	50_year_Existing	7700.00	6249.51	6259.34	6259.19	6260.62	0.018291	15.90	1402.43	370.87	0.92
Reach-1	25696	100_year_Existin	11000.00	6249.51	6260.88	6260.19	6261.87	0.014101	16.20	1931.49	410.00	0.88
Reach-1	25696	500_year_Existin	20000.00	6249.51	6263.70	6261.83	6264.76	0.010179	16.27	3191.84	424.52	0.76
Reach-1	25542	2_year_Existing	350.00	6244.59	6249.19	6247.95	6249.87	0.006333	5.90	78.25	27.98	0.51
Reach-1	25542	5_year_Existing	570.00	6244.59	6250.32	6248.94	6251.00	0.006762	7.17	112.81	33.05	0.55
Reach-1	25542	10_year_Existing	1700.00	6244.59	6253.46	6253.19	6254.28	0.006102	9.34	467.60	195.85	0.57
Reach-1	25542	25_year_Existing	4600.00	6244.59	6255.82	6255.27	6256.96	0.008586	13.07	1008.82	263.10	0.70
Reach-1	25542	50_year_Existing	7700.00	6244.59	6257.56	6257.21	6258.76	0.008970	14.77	1650.66	428.06	0.74
Reach-1	25542	100_year_Existin	11000.00	6244.59	6259.39	6258.19	6260.27	0.006681	13.97	2464.12	457.31	0.65
Reach-1	25542	500_year_Existin	20000.00	6244.59	6262.68	6259.97	6263.49	0.005675	14.78	4060.47	511.20	0.62
Reach-1	25503		Bridge									
Reach-1	25477	2_year_Existing	350.00	6244.41	6247.77	6247.77	6248.87	0.022801	8.79	49.86	25.27	0.92
Reach-1	25477	5_year_Existing	570.00	6244.41	6248.69	6248.69	6250.11	0.021298	10.24	74.70	28.60	0.93
Reach-1	25477	10_year_Existing	1700.00	6244.41	6251.90	6251.90	6254.27	0.017963	14.20	240.93	187.33	0.95
Reach-1	25477	25_year_Existing	4600.00	6244.41	6255.23	6254.91	6256.35	0.009177	13.17	1030.39	284.05	0.72
Reach-1	25477	50_year_Existing	7700.00	6244.41	6257.10	6256.53	6258.15	0.008440	14.12	1687.42	410.89	0.71
Reach-1	25477	100_year_Existin	11000.00	6244.41	6258.66	6257.45	6259.57	0.007349	14.27	2346.74	438.14	0.68
Reach-1	25477	500_year_Existin	20000.00	6244.41	6261.86	6259.27	6262.76	0.006522	15.46	3822.60	489.87	0.66
Reach-1	25282	2_year_Existing	350.00	6241.20	6245.33	6243.99	6245.72	0.005582	5.05	72.99	23.16	0.47
Reach-1	25282	5_year_Existing	570.00	6241.20	6246.34	6244.82	6246.95	0.006273	6.34	97.70	25.79	0.53
Reach-1	25282	10_year_Existing	1700.00	6241.20	6250.48	6248.03	6251.67	0.005513	9.16	307.75	152.35	0.55
Reach-1	25282	25_year_Existing	4600.00	6241.20	6254.17	6253.23	6255.06	0.004222	10.16	1210.45	328.58	0.51
Reach-1	25282	50_year_Existing	7700.00	6241.20	6255.46	6254.75	6256.71	0.005995	12.93	1665.74	378.48	0.62
Reach-1	25282	100_year_Existin	11000.00	6241.20	6256.73	6256.03	6258.09	0.006568	14.36	2164.60	397.56	0.66
Reach-1	25282	500_year_Existin	20000.00	6241.20	6260.05	6258.00	6261.40	0.006141	15.88	3514.95	427.65	0.66
Reach-1	25238		Bridge									
Reach-1	25210	2_year_Existing	350.00	6240.31	6243.09	6243.09	6244.15	0.028771	8.29	43.08	21.15	0.99
Reach-1	25210	5_year_Existing	570.00	6240.31	6243.92	6243.92	6245.37	0.025548	9.70	61.11	22.30	0.99
Reach-1	25210	10_year_Existing	1700.00	6240.31	6247.13	6247.13	6249.86	0.018668	13.50	144.90	30.68	0.95
Reach-1	25210	25_year_Existing	4600.00	6240.31	6251.63	6251.90	6253.46	0.009177	13.61	835.19	283.60	0.73
Reach-1	25210	50_year_Existing	7700.00	6240.31	6253.40	6253.40	6255.15	0.009015	14.93	1407.51	364.51	0.75
Reach-1	25210	100_year_Existin	11000.00	6240.31	6254.55	6254.55	6256.46	0.009939	16.63	1846.75	389.83	0.79
Reach-1	25210	500_year_Existin	20000.00	6240.31	6258.35	6258.61	6259.72	0.006672	16.06	3391.51	418.51	0.68
Reach-1	25098	2_year_Existing	350.00	6239.52	6242.83	6241.07	6242.96	0.001925	2.90	125.07	53.08	0.30
Reach-1	25098	5_year_Existing	570.00	6239.52	6244.01	6241.64	6244.17	0.001636	3.27	199.56	81.22	0.29
Reach-1	25098	10_year_Existing	1700.00	6239.52	6247.07	6243.77	6247.25	0.001183	4.02	866.44	288.71	0.27
Reach-1	25098	25_year_Existing	4600.00	6239.52	6249.53	6246.85	6249.89	0.001933	6.31	1661.54	358.71	0.36
Reach-1	25098	50_year_Existing	7700.00	6239.52	6251.15	6248.18	6251.66	0.002445	7.89	2268.23	383.78	0.42
Reach-1	25098	100_year_Existin	11000.00	6239.52	6252.50	6249.37	6253.14	0.002847	8.18	2798.71	400.53	0.46
Reach-1	25098	500_year_Existin	20000.00	6239.52	6258.49		6258.97	0.001499	6.65	5364.31	447.81	0.35
Reach-1	25008	2_year_Existing	350.00	6237.96	6242.18	6240.97	6242.59	0.005900	5.22	75.25	34.80	0.50
Reach-1	25008	5_year_Existing	570.00	6237.96	6243.27	6241.93	6243.81	0.005518	6.09	112.67	77.26	0.51
Reach-1	25008	10_year_Existing	1700.00	6237.96	6246.61	6244.93	6247.02	0.003058	6.59	626.03	217.13	0.42
Reach-1	25008	25_year_Existing	4600.00	6237.96	6248.39	6247.57	6249.40	0.006978	11.43	1081.70	293.63	0.65
Reach-1	25008	50_year_Existing	7700.00	6237.96	6250.04	6249.19	6251.13	0.007267	12.97	1615.95	348.83	0.68
Reach-1	25008	100_year_Existin	11000.00	6237.96	6251.50	6250.29	6252.62	0.007042	13.88	2136.53	380.99	0.69
Reach-1	25008	500_year_Existin	20000.00	6237.96	6258.28	6252.35	6258.79	0.002301	10.55	4959.27	469.71	0.42
Reach-1	24969		Bridge									
Reach-1	24957	2_year_Existing	350.00	6237.86	6240.89	6240.89	6241.95	0.024437	8.25	42.97	23.16	0.97
Reach-1	24957	5_year_Existing	570.00	6237.86	6241.81	6241.81	6243.12	0.020832	9.27	68.00	31.24	0.93
Reach-1	24957	10_year_Existing	1700.00	6237.86	6244.72	6244.72	6245.92	0.010829	10.33	358.43	177.45	0.74
Reach-1	24957	25_year_Existing	4600.00	6237.86	6246.63	6246.63	6248.54	0.015772	15.13	784.11	256.02	0.95
Reach-1	24957	50_year_Existing	7700.00	6237.86	6248.41	6248.41	6250.15	0.013440	16.00	1283.76	306.64	0.91
Reach-1	24957	100_year_Existin	11000.00	6237.86	6250.34	6249.53	6251.67	0.009402	15.11	1941.67	362.13	0.78
Reach-1	24957	500_year_Existin	20000.00	6237.86	6258.02	6251.80	6258.49	0.002201	10.26	5145.86	489.06	0.41
Reach-1	24787	2_year_Existing	350.00	6235.50	6238.84	6238.52	6238.88	0.000626	1.73	202.74	61.09	0.17
Reach-1	24787	5_year_Existing	570.00	6235.50	6240.06	6238.90	6240.13	0.000597	2.05	277.78	66.47	0.17
Reach-1	24787	10_year_Existing	1700.00	6235.50	6243.63	6238.39	6243.73	0.000539	2.87	989.90	269.70	0.18
Reach-1	24787	25_year_Existing	4600.00	6235.50	6245.60	6241.58	6245.95	0.001472	5.49	1540.68	289.32	0.30
Reach-1	24787	50_year_Existing	7700.00	6235.50	6247.66	6243.69	6248.17	0.001808	6.89	2159.18	310.87	0.35
Reach-1	24787	100_year_Existin	11000.00	6235.50	6250.20		6250.73	0.001594	7.34	3006.33	360.13	0.34
Reach-1	24787	500_year_Existin	20000.00	6235.50	6257.84		6258.24	0.000823	6.98	6249.61	469.71	0.26

HEC-RAS Plan: UF Existing River: Upper Fountain C Reach: Reach-1 (Continued)

Reach	River Sta	Profile	Q Total	Min Ch El	W.S. Elev	Crit W.S.	E.G. Elev	E.G. Slope	Vel Chnl	Flow Area	Top Width	Froude # Chl
			(cfs)	(ft)	(ft)	(ft)	(ft)	(ft/ft)	(ft/s)	(sq ft)	(ft)	
Reach-1	24690	2_year_Existing	350.00	6234.17	6238.12	6237.23	6238.61	0.007126	5.68	66.15	25.68	0.56
Reach-1	24690	5_year_Existing	570.00	6234.17	6239.06	6238.05	6239.79	0.007361	6.92	91.91	28.69	0.62
Reach-1	24690	10_year_Existing	1700.00	6234.17	6243.32	6241.27	6243.60	0.001795	5.57	793.05	213.80	0.34
Reach-1	24690	25_year_Existing	4600.00	6234.17	6243.93	6243.62	6245.35	0.008950	13.05	923.18	217.95	0.78
Reach-1	24690	50_year_Existing	7700.00	6234.17	6245.72	6245.04	6247.46	0.009770	15.43	1343.95	253.70	0.84
Reach-1	24690	100_year_Existin	11000.00	6234.17	6249.38	6248.52	6250.35	0.004460	12.71	2367.82	315.48	0.59
Reach-1	24690	500_year_Existin	20000.00	6234.17	6257.59	6249.27	6258.10	0.001600	10.31	5813.57	482.34	0.38
Reach-1	24673		Bridge									
Reach-1	24654	2_year_Existing	350.00	6234.05	6237.14	6237.14	6238.13	0.022521	8.02	45.38	23.81	0.97
Reach-1	24654	5_year_Existing	570.00	6234.05	6237.94	6237.94	6239.28	0.020051	9.38	66.06	27.71	0.97
Reach-1	24654	10_year_Existing	1700.00	6234.05	6240.87	6241.42	6242.68	0.012619	11.82	305.54	201.45	0.86
Reach-1	24654	25_year_Existing	4600.00	6234.05	6243.51	6243.51	6245.19	0.010737	13.98	855.72	213.44	0.85
Reach-1	24654	50_year_Existing	7700.00	6234.05	6244.39	6244.39	6247.33	0.017916	19.28	1046.66	224.34	1.11
Reach-1	24654	100_year_Existin	11000.00	6234.05	6249.14	6246.40	6250.17	0.004683	12.95	2315.26	305.22	0.61
Reach-1	24654	500_year_Existin	20000.00	6234.05	6257.25	6249.16	6257.79	0.001711	10.60	5527.57	486.07	0.40
Reach-1	24459	2_year_Existing	350.00	6229.50	6231.78	6230.49	6231.85	0.002272	2.22	157.86	78.32	0.28
Reach-1	24459	5_year_Existing	570.00	6229.50	6232.44	6230.85	6232.55	0.002493	2.69	211.60	83.55	0.30
Reach-1	24459	10_year_Existing	1700.00	6229.50	6235.96	6232.22	6236.11	0.001187	3.12	559.48	116.53	0.23
Reach-1	24459	25_year_Existing	4600.00	6229.50	6240.14	6234.49	6240.46	0.001234	4.62	1148.35	163.13	0.26
Reach-1	24459	50_year_Existing	7700.00	6229.50	6243.27	6236.23	6243.72	0.001263	5.62	1690.07	186.67	0.28
Reach-1	24459	100_year_Existin	11000.00	6229.50	6249.24		6249.58	0.000598	4.99	3370.47	390.47	0.20
Reach-1	24459	500_year_Existin	20000.00	6229.50	6257.23		6257.53	0.000407	5.21	7220.98	531.26	0.18
Reach-1	24295	2_year_Existing	350.00	6229.50	6230.98		6231.17	0.009777	3.53	99.29	74.27	0.54
Reach-1	24295	5_year_Existing	570.00	6229.50	6231.72		6231.92	0.006377	3.63	157.20	81.27	0.46
Reach-1	24295	10_year_Existing	1700.00	6229.50	6235.77		6235.92	0.001164	3.17	580.91	131.06	0.23
Reach-1	24295	25_year_Existing	4600.00	6229.50	6239.95		6240.25	0.001195	4.64	1187.26	155.41	0.26
Reach-1	24295	50_year_Existing	7700.00	6229.50	6243.06		6243.51	0.001243	5.68	1824.76	305.52	0.28
Reach-1	24295	100_year_Existin	11000.00	6229.50	6249.21		6249.45	0.000479	4.57	4228.19	466.82	0.18
Reach-1	24295	500_year_Existin	20000.00	6229.50	6257.24		6257.44	0.000302	4.59	8655.43	643.39	0.16
Reach-1	24191	2_year_Existing	350.00	6226.79	6229.60	6229.08	6230.17	0.008543	4.94	78.88	43.26	0.56
Reach-1	24191	5_year_Existing	570.00	6226.79	6230.57	6229.74	6231.07	0.008437	5.90	113.94	52.18	0.58
Reach-1	24191	10_year_Existing	1700.00	6226.79	6235.11	6231.96	6235.63	0.002979	6.32	364.51	143.09	0.40
Reach-1	24191	25_year_Existing	4600.00	6226.79	6239.55	6235.73	6240.04	0.002189	7.33	1385.99	258.77	0.37
Reach-1	24191	50_year_Existing	7700.00	6226.79	6242.85	6237.90	6243.34	0.001889	7.99	2431.30	373.72	0.36
Reach-1	24191	100_year_Existin	11000.00	6226.79	6249.19	6239.09	6249.36	0.000559	5.48	5504.25	553.49	0.21
Reach-1	24191	500_year_Existin	20000.00	6226.79	6257.25	6242.06	6257.37	0.000322	5.11	10108.33	601.07	0.16
Reach-1	24179		Bridge									
Reach-1	24168	2_year_Existing	350.00	6226.28	6228.55	6228.55	6229.34	0.029203	7.17	51.71	35.16	0.97
Reach-1	24168	5_year_Existing	570.00	6226.28	6229.17	6229.17	6230.23	0.026385	8.40	74.85	39.35	0.97
Reach-1	24168	10_year_Existing	1700.00	6226.28	6231.44	6231.44	6233.28	0.019901	11.51	186.00	66.08	0.95
Reach-1	24168	25_year_Existing	4600.00	6226.28	6236.80	6235.24	6237.53	0.004304	8.97	1154.88	264.76	0.50
Reach-1	24168	50_year_Existing	7700.00	6226.28	6242.82	6236.77	6243.07	0.001092	6.20	3239.78	438.81	0.27
Reach-1	24168	100_year_Existin	11000.00	6226.28	6249.19	6237.88	6249.29	0.000353	4.41	8642.08	583.15	0.16
Reach-1	24168	500_year_Existin	20000.00	6226.28	6257.24	6240.69	6257.33	0.000239	4.45	11489.99	646.38	0.14
Reach-1	24052	2_year_Existing	350.00	6224.79	6227.69	6225.76	6227.71	0.000508	1.14	308.16	142.84	0.13
Reach-1	24052	5_year_Existing	570.00	6224.79	6229.25	6226.19	6229.27	0.000226	1.08	541.52	158.14	0.10
Reach-1	24052	10_year_Existing	1700.00	6224.79	6231.69	6227.13	6231.75	0.000387	1.92	981.70	215.21	0.14
Reach-1	24052	25_year_Existing	4600.00	6224.79	6237.05		6237.13	0.000269	2.49	2679.43	439.47	0.13
Reach-1	24052	50_year_Existing	7700.00	6224.79	6242.88		6242.94	0.000137	2.34	5567.81	562.35	0.10
Reach-1	24052	100_year_Existin	11000.00	6224.79	6249.20		6249.25	0.000075	2.12	9634.65	706.81	0.08
Reach-1	24052	500_year_Existin	20000.00	6224.79	6257.24		6257.30	0.000071	2.51	15594.34	885.38	0.08
Reach-1	23988	2_year_Existing	350.00	6223.38	6226.95	6226.10	6227.47	0.008630	6.00	69.89	28.66	0.59
Reach-1	23988	5_year_Existing	570.00	6223.38	6228.53	6226.96	6229.07	0.005476	6.24	125.15	91.07	0.50
Reach-1	23988	10_year_Existing	1700.00	6223.38	6231.10	6230.39	6231.57	0.004299	7.35	597.14	229.59	0.48
Reach-1	23988	25_year_Existing	4600.00	6223.38	6237.00	6231.95	6237.10	0.000776	4.62	2874.12	468.25	0.22
Reach-1	23988	50_year_Existing	7700.00	6223.38	6242.88	6233.98	6242.92	0.000294	3.63	6069.89	623.74	0.15
Reach-1	23988	100_year_Existin	11000.00	6223.38	6249.20	6234.82	6249.23	0.000132	2.94	10444.01	747.83	0.10
Reach-1	23988	500_year_Existin	20000.00	6223.38	6257.25	6236.51	6257.28	0.000104	3.14	17064.94	961.12	0.10
Reach-1	23975		Bridge									
Reach-1	23961	2_year_Existing	350.00	6221.93	6224.94	6224.64	6225.70	0.016248	7.25	57.92	29.34	0.78
Reach-1	23961	5_year_Existing	570.00	6221.93	6226.83	6225.40	6227.37	0.006041	6.32	129.95	48.72	0.52
Reach-1	23961	10_year_Existing	1700.00	6221.93	6230.04	6228.42	6230.70	0.004906	8.13	510.51	218.96	0.51
Reach-1	23961	25_year_Existing	4600.00	6221.93	6236.94	6231.59	6237.03	0.000641	4.46	3074.48	490.56	0.21
Reach-1	23961	50_year_Existing	7700.00	6221.93	6242.85	6232.30	6242.90	0.000248	3.50	8448.61	644.04	0.14
Reach-1	23961	100_year_Existin	11000.00	6221.93	6249.19	6234.61	6249.22	0.000115	2.84	10937.89	758.58	0.10
Reach-1	23961	500_year_Existin	20000.00	6221.93	6257.24	6236.37	6257.27	0.000093	3.05	17705.39	975.81	0.09
Reach-1	23731	2_year_Existing	340.00	6218.01	6223.98	6221.50	6224.15	0.002655	3.33	101.97	29.03	0.31
Reach-1	23731	5_year_Existing	690.00	6218.01	6226.13	6222.86	6226.38	0.002629	3.99	173.05	37.10	0.33

HEC-RAS Plan: UF Existing River: Upper Fountain C Reach: Reach-1 (Continued)

Reach	River Sta	Profile	Q Total	Min Ch El	W.S. Elev	Crit W.S.	E.G. Elev	E.G. Slope	Vel Chnl	Flow Area	Top Width	Froude # Chl
			(cfs)	(ft)	(ft)	(ft)	(ft)	(ft/ft)	(ft/s)	(sq ft)	(ft)	
Reach-1	23731	10_year_Existing	2000.00	6218.01	6229.12	6225.94	6229.66	0.003834	6.18	407.10	320.15	0.42
Reach-1	23731	25_year_Existing	5300.00	6218.01	6236.23	6230.02	6236.69	0.001530	6.28	1293.60	557.84	0.30
Reach-1	23731	50_year_Existing	8800.00	6218.01	6242.27	6232.38	6242.68	0.000939	6.26	2227.39	657.82	0.25
Reach-1	23731	100_year_Existin	13000.00	6218.01	6248.63	6234.79	6249.05	0.000680	6.41	3211.38	869.78	0.22
Reach-1	23731	500_year_Existin	24000.00	6218.01	6256.32	6239.05	6257.01	0.000673	8.61	5222.53	1173.83	0.26
Reach-1	23682		Bridge									
Reach-1	23638	2_year_Existing	340.00	6218.12	6223.80	6221.62	6223.83	0.003939	3.86	88.14	327.74	0.38
Reach-1	23638	5_year_Existing	690.00	6218.12	6225.78	6222.98	6226.06	0.003504	4.44	155.50	364.40	0.37
Reach-1	23638	10_year_Existing	2000.00	6218.12	6227.32	6225.91	6228.66	0.011991	9.30	215.31	383.35	0.71
Reach-1	23638	25_year_Existing	5300.00	6218.12	6234.77	6230.36	6236.01	0.003885	9.25	703.68	759.85	0.46
Reach-1	23638	50_year_Existing	8800.00	6218.12	6240.75	6233.67	6241.91	0.002340	9.34	1285.71	901.10	0.38
Reach-1	23638	100_year_Existin	13000.00	6218.12	6246.36	6236.61	6247.58	0.001832	9.87	1894.92	1069.83	0.36
Reach-1	23638	500_year_Existin	24000.00	6218.12	6254.57	6242.06	6255.99	0.001680	11.50	4350.40	1413.99	0.36
Reach-1	23601	2_year_Existing	340.00	6215.46	6223.66	6218.09	6223.72	0.000266	2.08	213.62	38.53	0.13
Reach-1	23601	5_year_Existing	690.00	6215.46	6225.80	6219.34	6225.94	0.000452	3.19	302.81	44.69	0.18
Reach-1	23601	10_year_Existing	2000.00	6215.46	6227.43	6222.70	6228.23	0.002165	7.74	379.51	49.37	0.40
Reach-1	23601	25_year_Existing	5300.00	6215.46	6234.06	6228.23	6235.76	0.002732	11.77	770.19	68.83	0.49
Reach-1	23601	50_year_Existing	8800.00	6215.46	6239.16	6232.44	6241.47	0.002860	14.20	1160.11	84.39	0.52
Reach-1	23601	100_year_Existin	13000.00	6215.46	6243.07	6236.51	6246.75	0.003723	17.97	1529.93	147.57	0.61
Reach-1	23601	500_year_Existin	24000.00	6215.46	6251.23	6246.98	6255.15	0.003410	20.50	2842.76	174.17	0.61
Reach-1	23473		Bridge									
Reach-1	23362	2_year_Existing	340.00	6212.51	6214.21	6215.13	6217.40	0.145983	14.34	23.79	19.88	2.27
Reach-1	23362	5_year_Existing	690.00	6212.51	6215.06	6216.42	6219.56	0.102364	17.06	41.86	22.32	2.08
Reach-1	23362	10_year_Existing	2000.00	6212.51	6217.65	6219.78	6224.40	0.054637	21.31	109.06	29.74	1.74
Reach-1	23362	25_year_Existing	5300.00	6212.51	6222.04	6225.27	6232.21	0.036368	27.05	267.63	42.37	1.58
Reach-1	23362	50_year_Existing	8800.00	6212.51	6225.83	6229.47	6237.81	0.029439	30.39	438.15	52.67	1.51
Reach-1	23362	100_year_Existin	13000.00	6212.51	6229.13	6233.54	6243.10	0.025644	33.37	639.64	62.70	1.46
Reach-1	23362	500_year_Existin	24000.00	6212.51	6237.46	6244.02	6252.16	0.017269	36.14	1267.70	88.24	1.29
Reach-1	23198	2_year_Existing	340.00	6211.50	6212.75	6212.47	6213.04	0.013065	4.28	79.39	64.68	0.68
Reach-1	23198	5_year_Existing	690.00	6211.50	6213.37	6213.05	6213.89	0.014120	5.78	119.37	65.82	0.75
Reach-1	23198	10_year_Existing	2000.00	6211.50	6214.38	6214.61	6216.16	0.027213	10.77	186.73	67.33	1.13
Reach-1	23198	25_year_Existing	5300.00	6211.50	6215.56	6217.40	6221.82	0.059535	20.11	267.46	69.09	1.77
Reach-1	23198	50_year_Existing	8800.00	6211.50	6216.26	6220.05	6228.74	0.095983	28.41	318.06	70.12	2.30
Reach-1	23198	100_year_Existin	13000.00	6211.50	6217.56	6222.69	6234.19	0.092790	32.84	408.18	72.05	2.36
Reach-1	23198	500_year_Existin	24000.00	6211.50	6220.79	6227.49	6243.88	0.073476	36.93	688.91	114.50	2.26
Reach-1	22913	2_year_Existing	340.00	6206.13	6207.10	6207.10	6207.56	0.030641	5.55	61.29	64.10	1.00
Reach-1	22913	5_year_Existing	690.00	6206.13	6207.67	6207.67	6208.44	0.027066	7.03	98.21	65.04	1.01
Reach-1	22913	10_year_Existing	2000.00	6206.13	6209.23	6209.23	6210.77	0.021328	9.95	202.44	68.38	1.00
Reach-1	22913	25_year_Existing	5300.00	6206.13	6212.46	6212.46	6214.66	0.012247	12.19	559.25	188.20	0.88
Reach-1	22913	50_year_Existing	8800.00	6206.13	6213.84	6214.51	6217.15	0.015137	15.47	846.17	227.81	0.98
Reach-1	22913	100_year_Existin	13000.00	6206.13	6214.71	6216.11	6219.74	0.020910	19.53	1051.56	242.10	1.18
Reach-1	22913	500_year_Existin	24000.00	6206.13	6216.27	6219.54	6225.97	0.034668	28.13	1442.84	260.48	1.56
Reach-1	22491	2_year_Existing	340.00	6195.50	6196.89	6196.60	6197.17	0.012800	4.22	80.49	66.12	0.67
Reach-1	22491	5_year_Existing	690.00	6195.50	6197.49	6197.17	6198.00	0.013998	5.74	120.37	66.80	0.75
Reach-1	22491	10_year_Existing	2000.00	6195.50	6198.43	6198.71	6200.29	0.029116	10.94	183.65	67.85	1.16
Reach-1	22491	25_year_Existing	5300.00	6195.50	6199.97	6201.51	6205.32	0.046430	16.56	289.66	69.57	1.58
Reach-1	22491	50_year_Existing	8800.00	6195.50	6202.40	6204.73	6208.33	0.028512	19.62	476.37	115.83	1.33
Reach-1	22491	100_year_Existin	13000.00	6195.50	6204.50	6206.62	6210.61	0.021894	20.80	918.85	281.74	1.22
Reach-1	22491	500_year_Existin	24000.00	6195.50	6207.34	6209.44	6214.17	0.020122	23.80	1880.86	362.79	1.23
Reach-1	22086	2_year_Existing	340.00	6188.09	6189.05	6189.05	6189.50	0.030862	5.40	62.95	69.49	1.00
Reach-1	22086	5_year_Existing	690.00	6188.09	6189.60	6189.60	6190.30	0.027141	6.74	102.34	73.80	1.01
Reach-1	22086	10_year_Existing	2000.00	6188.09	6191.48	6191.04	6192.47	0.012770	8.00	255.97	89.80	0.79
Reach-1	22086	25_year_Existing	5300.00	6188.09	6193.52	6193.52	6195.94	0.016340	12.62	457.87	107.56	0.97
Reach-1	22086	50_year_Existing	8800.00	6188.09	6195.18	6195.57	6198.80	0.017264	15.59	647.57	121.92	1.05
Reach-1	22086	100_year_Existin	13000.00	6188.09	6196.81	6198.27	6201.93	0.019854	18.97	863.29	202.82	1.16
Reach-1	22086	500_year_Existin	24000.00	6188.09	6199.79	6202.25	6206.41	0.017961	22.41	1814.01	397.61	1.17
Reach-1	21665	2_year_Existing	340.00	6181.50	6184.54	6182.46	6184.57	0.000652	1.56	217.85	85.36	0.17
Reach-1	21665	5_year_Existing	750.00	6181.50	6187.10	6183.13	6187.14	0.000328	1.62	465.31	105.92	0.13
Reach-1	21665	10_year_Existing	2100.00	6181.50	6191.86		6191.92	0.000209	2.05	1317.92	305.46	0.12
Reach-1	21665	25_year_Existing	5600.00	6181.50	6194.28	6187.09	6194.49	0.000564	3.95	2214.13	415.84	0.21
Reach-1	21665	50_year_Existing	9200.00	6181.50	6195.64	6188.95	6196.03	0.000942	5.51	2818.45	469.66	0.27
Reach-1	21665	100_year_Existin	14000.00	6181.50	6196.95	6191.34	6197.59	0.001434	7.24	3467.95	528.22	0.34
Reach-1	21665	500_year_Existin	24000.00	6181.50	6198.98	6194.61	6200.14	0.002314	10.06	4634.31	619.64	0.44
Reach-1	21554	2_year_Existing	340.00	6178.81	6183.86	6182.57	6184.30	0.005236	5.55	80.66	30.64	0.48
Reach-1	21554	5_year_Existing	750.00	6178.81	6186.29	6184.26	6186.88	0.004301	6.86	169.18	42.97	0.47
Reach-1	21554	10_year_Existing	2100.00	6178.81	6191.38	6187.79	6191.77	0.001977	6.84	909.23	315.08	0.35
Reach-1	21554	25_year_Existing	5600.00	6178.81	6193.54	6191.91	6194.22	0.003841	10.67	1795.14	444.05	0.51
Reach-1	21554	50_year_Existing	9200.00	6178.81	6194.85	6193.66	6195.64	0.005812	13.83	2313.47	490.39	0.63
Reach-1	21554	100_year_Existin	14000.00	6178.81	6195.72	6194.99	6197.07	0.008016	17.01	2884.76	536.47	0.75
Reach-1	21554	500_year_Existin	24000.00	6178.81	6197.18	6197.05	6199.34	0.012916	22.89	3728.16	632.84	0.97

HEC-RAS Plan: UF Existing River: Upper Fountain C Reach: Reach-1 (Continued)

Reach	River Sta	Profile	Q Total	Min Ch El	W.S. Elev	Crit W.S.	E.G. Elev	E.G. Slope	Vel Chnl	Flow Area	Top Width	Froude # Chl
			(cfs)	(ft)	(ft)	(ft)	(ft)	(ft/ft)	(ft/s)	(sq ft)	(ft)	
Reach-1	21526		Bridge									
Reach-1	21484	2_year_Existing	340.00	6178.50	6182.25	6182.25	6183.40	0.021518	8.73	44.99	23.93	0.92
Reach-1	21484	5_year_Existing	750.00	6178.50	6183.91	6183.91	6185.62	0.016726	11.11	90.28	30.13	0.93
Reach-1	21484	10_year_Existing	2100.00	6178.50	6187.49	6187.49	6189.54	0.012692	13.55	301.14	91.73	0.84
Reach-1	21484	25_year_Existing	5600.00	6178.50	6191.45	6191.45	6192.67	0.007594	13.69	1412.10	438.68	0.70
Reach-1	21484	50_year_Existing	9200.00	6178.50	6192.52	6192.52	6194.04	0.010036	16.66	1894.53	465.17	0.81
Reach-1	21484	100_year_Existin	14000.00	6178.50	6193.54	6193.54	6195.48	0.013183	20.07	2385.77	500.97	0.94
Reach-1	21484	500_year_Existin	24000.00	6178.50	6195.47	6195.47	6197.78	0.015724	23.88	3431.37	586.58	1.05
Reach-1	21274	2_year_Existing	340.00	6177.67	6179.50	6178.89	6179.76	0.007583	4.10	82.97	47.33	0.55
Reach-1	21274	5_year_Existing	750.00	6177.67	6180.47	6179.73	6180.99	0.008907	5.77	130.02	49.41	0.63
Reach-1	21274	10_year_Existing	2100.00	6177.67	6180.86	6181.84	6184.19	0.058209	15.08	139.32	51.71	1.59
Reach-1	21274	25_year_Existing	5600.00	6177.67	6183.22	6185.14	6188.41	0.038865	19.08	423.50	198.75	1.46
Reach-1	21274	50_year_Existing	9200.00	6177.67	6184.96	6186.87	6189.73	0.028795	19.85	946.37	399.75	1.32
Reach-1	21274	100_year_Existin	14000.00	6177.67	6186.29	6187.53	6190.90	0.026123	21.22	1574.96	525.40	1.29
Reach-1	21274	500_year_Existin	24000.00	6177.67	6188.08	6189.58	6192.88	0.025615	23.90	2555.17	596.01	1.32
Reach-1	20942	2_year_Existing	340.00	6173.80	6174.77	6174.77	6175.25	0.030879	5.55	61.24	64.69	1.01
Reach-1	20942	5_year_Existing	750.00	6173.80	6175.43	6175.43	6176.23	0.026508	7.18	104.52	66.52	1.01
Reach-1	20942	10_year_Existing	2100.00	6173.80	6177.29	6177.29	6178.35	0.013852	8.52	314.23	211.32	0.82
Reach-1	20942	25_year_Existing	5600.00	6173.80	6179.07	6179.27	6180.72	0.015060	11.79	787.54	319.84	0.92
Reach-1	20942	50_year_Existing	9200.00	6173.80	6180.30	6180.57	6182.21	0.014781	13.48	1225.32	382.15	0.94
Reach-1	20942	100_year_Existin	14000.00	6173.80	6181.45	6181.65	6183.69	0.015230	15.28	1676.13	402.93	0.98
Reach-1	20942	500_year_Existin	24000.00	6173.80	6183.15	6183.40	6186.15	0.016969	18.49	2386.69	425.05	1.07
Reach-1	20414	2_year_Existing	340.00	6163.80	6165.23	6164.74	6165.40	0.007531	3.31	102.79	82.18	0.52
Reach-1	20414	5_year_Existing	750.00	6163.80	6166.01	6165.35	6166.30	0.007951	4.38	171.17	93.22	0.57
Reach-1	20414	10_year_Existing	2100.00	6163.80	6167.38	6166.71	6168.08	0.010855	6.72	312.40	112.84	0.71
Reach-1	20414	25_year_Existing	5600.00	6163.80	6169.82	6169.14	6170.78	0.007240	8.34	984.83	361.37	0.64
Reach-1	20414	50_year_Existing	9200.00	6163.80	6171.68	6170.46	6172.63	0.005410	8.84	1678.53	378.23	0.59
Reach-1	20414	100_year_Existin	14000.00	6163.80	6173.40	6171.66	6174.52	0.005106	9.93	2334.70	384.11	0.59
Reach-1	20414	500_year_Existin	24000.00	6163.80	6175.81	6173.64	6177.44	0.005709	12.34	3266.32	389.90	0.65
Reach-1	20107	2_year_Existing	340.00	6159.50	6160.46	6160.46	6160.93	0.038327	5.48	62.01	67.27	1.01
Reach-1	20107	5_year_Existing	750.00	6159.50	6161.11	6161.11	6161.87	0.032774	7.02	106.85	70.83	1.01
Reach-1	20107	10_year_Existing	2100.00	6159.50	6163.13		6164.17	0.014873	8.18	261.75	82.65	0.78
Reach-1	20107	25_year_Existing	5600.00	6159.50	6166.87		6168.35	0.008330	9.99	695.44	210.51	0.66
Reach-1	20107	50_year_Existing	9200.00	6159.50	6169.02		6170.65	0.007272	11.12	1319.01	368.08	0.64
Reach-1	20107	100_year_Existin	14000.00	6159.50	6170.98		6172.68	0.006712	12.13	2179.75	511.56	0.64
Reach-1	20107	500_year_Existin	24000.00	6159.50	6173.92		6175.64	0.005998	13.38	3904.23	631.66	0.62
Reach-1	19713	2_year_Existing	340.00	6152.26	6158.86	6153.91	6158.89	0.000186	1.37	293.39	61.94	0.10
Reach-1	19713	5_year_Existing	750.00	6152.26	6160.40	6154.89	6160.48	0.000424	2.39	396.63	81.32	0.15
Reach-1	19713	10_year_Existing	2100.00	6152.26	6162.16		6162.55	0.001588	5.30	604.30	189.37	0.30
Reach-1	19713	25_year_Existing	5600.00	6152.26	6162.77		6164.96	0.008484	12.76	730.26	219.15	0.70
Reach-1	19713	50_year_Existing	9200.00	6152.26	6164.89	6164.89	6167.41	0.008836	14.77	1303.25	321.50	0.74
Reach-1	19713	100_year_Existin	14000.00	6152.26	6166.90	6166.90	6169.55	0.008879	16.37	2046.30	418.48	0.76
Reach-1	19713	500_year_Existin	24000.00	6152.26	6169.71	6169.71	6172.61	0.009314	18.89	3437.66	573.76	0.80
Reach-1	19558	2_year_Existing	340.00	6152.20	6158.45	6158.10	6158.74	0.002921	4.88	105.35	146.32	0.35
Reach-1	19558	5_year_Existing	750.00	6152.20	6158.25	6158.25	6159.84	0.016709	10.90	97.55	133.20	0.84
Reach-1	19558	10_year_Existing	2100.00	6152.20	6162.08	6160.65	6162.17	0.001427	4.59	1516.73	512.36	0.27
Reach-1	19558	25_year_Existing	5600.00	6152.20	6162.37	6161.73	6162.85	0.007747	10.92	1663.20	514.12	0.63
Reach-1	19558	50_year_Existing	9200.00	6152.20	6163.70	6162.49	6164.18	0.007435	11.69	2392.31	523.24	0.63
Reach-1	19558	100_year_Existin	14000.00	6152.20	6165.05	6163.27	6165.62	0.007921	13.07	3127.44	567.50	0.66
Reach-1	19558	500_year_Existin	24000.00	6152.20	6167.21	6164.58	6167.96	0.009055	15.59	4451.70	683.29	0.73
Reach-1	19477		Bridge									
Reach-1	19425	2_year_Existing	340.00	6150.74	6154.83	6154.83	6155.84	0.023954	9.16	45.46	21.58	0.92
Reach-1	19425	5_year_Existing	750.00	6150.74	6156.44	6156.44	6158.11	0.019772	11.32	91.35	39.30	0.90
Reach-1	19425	10_year_Existing	2100.00	6150.74	6159.25	6159.62	6160.38	0.011775	11.83	624.96	522.34	0.75
Reach-1	19425	25_year_Existing	5600.00	6150.74	6160.85	6160.83	6161.75	0.012571	13.86	1449.62	548.98	0.80
Reach-1	19425	50_year_Existing	9200.00	6150.74	6162.29	6161.53	6162.94	0.009877	13.52	2325.98	570.57	0.73
Reach-1	19425	100_year_Existin	14000.00	6150.74	6163.77	6162.32	6164.40	0.009083	14.13	3200.02	607.47	0.71
Reach-1	19425	500_year_Existin	24000.00	6150.74	6166.13	6163.68	6166.83	0.008497	15.37	4757.04	689.35	0.71
Reach-1	19276	2_year_Existing	340.00	6148.73	6152.67	6151.27	6152.90	0.003500	3.93	89.38	34.71	0.40
Reach-1	19276	5_year_Existing	750.00	6148.73	6154.54	6152.48	6154.95	0.003130	5.17	164.28	45.06	0.42
Reach-1	19276	10_year_Existing	2100.00	6148.73	6157.24	6155.42	6158.00	0.003878	7.74	576.48	258.45	0.50
Reach-1	19276	25_year_Existing	5600.00	6148.73	6160.28	6159.18	6160.78	0.002816	8.27	2223.97	647.83	0.45
Reach-1	19276	50_year_Existing	9200.00	6148.73	6161.46	6160.25	6162.09	0.003604	10.04	2994.82	654.72	0.52
Reach-1	19276	100_year_Existin	14000.00	6148.73	6162.65	6161.28	6163.44	0.004433	11.88	3780.78	661.00	0.58
Reach-1	19276	500_year_Existin	24000.00	6148.73	6162.94	6162.81	6164.98	0.011350	19.29	3971.06	662.26	0.94
Reach-1	19259		Bridge									
Reach-1	19245	2_year_Existing	340.00	6149.11	6151.97	6151.64	6152.56	0.014697	6.20	55.14	26.85	0.78
Reach-1	19245	5_year_Existing	750.00	6149.11	6153.50	6152.88	6154.36	0.010463	7.49	105.70	37.21	0.72

HEC-RAS Plan: UF Existing River: Upper Fountain C Reach: Reach-1 (Continued)

Reach	River Sta	Profile	Q Total	Min Ch El	W.S. Elev	Crit W.S.	E.G. Elev	E.G. Slope	Vel Chnl	Flow Area	Top Width	Froude # Chl
			(cfs)	(ft)	(ft)	(ft)	(ft)	(ft/ft)	(ft/s)	(sq ft)	(ft)	
Reach-1	19245	10_year_Existing	2100.00	6149.11	6155.71	6155.71	6157.98	0.014564	12.33	212.23	78.00	0.92
Reach-1	19245	25_year_Existing	5600.00	6149.11	6159.01	6159.01	6160.09	0.006631	11.33	1618.44	625.56	0.67
Reach-1	19245	50_year_Existing	9200.00	6149.11	6160.02	6160.02	6161.30	0.008229	13.56	2265.30	657.20	0.76
Reach-1	19245	100_year_Existin	14000.00	6149.11	6160.94	6160.94	6162.51	0.010238	16.05	2875.18	664.45	0.86
Reach-1	19245	500_year_Existin	24000.00	6149.11	6163.55	6162.40	6164.82	0.007760	16.16	4629.34	676.49	0.78
Reach-1	19123	2_year_Existing	340.00	6147.47	6150.74	6150.12	6151.24	0.007782	5.98	82.21	50.99	0.61
Reach-1	19123	5_year_Existing	750.00	6147.47	6153.06	6151.42	6153.44	0.003476	5.85	305.04	175.34	0.45
Reach-1	19123	10_year_Existing	2100.00	6147.47	6154.22	6154.00	6155.33	0.009472	11.02	518.43	240.46	0.76
Reach-1	19123	25_year_Existing	5600.00	6147.47	6156.91	6156.67	6157.88	0.007953	12.73	1521.13	493.49	0.74
Reach-1	19123	50_year_Existing	9200.00	6147.47	6157.97	6157.71	6159.20	0.010133	15.46	2059.15	522.49	0.85
Reach-1	19123	100_year_Existin	14000.00	6147.47	6159.88	6158.92	6160.87	0.007836	15.24	3218.62	632.72	0.77
Reach-1	19123	500_year_Existin	24000.00	6147.47	6162.98	6160.53	6163.78	0.005704	15.13	5229.31	661.60	0.68
Reach-1	19116		Bridge									
Reach-1	19108	2_year_Existing	340.00	6147.37	6150.29	6150.02	6151.00	0.012615	7.01	66.11	44.20	0.76
Reach-1	19108	5_year_Existing	750.00	6147.37	6151.37	6151.37	6152.67	0.016235	9.98	124.96	65.88	0.91
Reach-1	19108	10_year_Existing	2100.00	6147.37	6154.11	6154.11	6155.20	0.009295	10.91	519.06	231.52	0.76
Reach-1	19108	25_year_Existing	5600.00	6147.37	6156.65	6156.65	6157.80	0.009270	13.59	1428.22	502.31	0.80
Reach-1	19108	50_year_Existing	9200.00	6147.37	6157.77	6157.67	6159.10	0.011006	16.00	2001.75	528.98	0.89
Reach-1	19108	100_year_Existin	14000.00	6147.37	6159.73	6158.84	6160.74	0.008060	15.42	3170.25	620.65	0.78
Reach-1	19108	500_year_Existin	24000.00	6147.37	6162.74	6160.43	6163.59	0.006109	15.56	5100.01	656.88	0.71
Reach-1	18900	2_year_Existing	340.00	6145.50	6146.46	6146.46	6146.95	0.031496	5.60	60.71	64.04	1.01
Reach-1	18900	5_year_Existing	750.00	6145.50	6147.88	6147.13	6148.25	0.007463	4.89	153.60	67.52	0.57
Reach-1	18900	10_year_Existing	2100.00	6145.50	6151.21	6148.71	6151.68	0.002933	5.55	398.46	84.17	0.41
Reach-1	18900	25_year_Existing	5600.00	6145.50	6155.90	6151.64	6156.38	0.001682	6.30	1840.21	485.49	0.35
Reach-1	18900	50_year_Existing	9200.00	6145.50	6157.05		6157.84	0.002642	8.46	2418.97	523.51	0.44
Reach-1	18900	100_year_Existin	14000.00	6145.50	6158.81		6159.76	0.002950	9.84	3395.19	583.34	0.48
Reach-1	18900	500_year_Existin	24000.00	6145.50	6161.03		6162.42	0.003932	12.60	4752.35	637.38	0.56
Reach-1	18778	2_year_Existing	340.00	6143.50	6146.01	6144.47	6146.08	0.001301	2.08	163.50	68.32	0.24
Reach-1	18778	5_year_Existing	750.00	6143.50	6147.80		6147.91	0.001008	2.59	290.32	73.46	0.23
Reach-1	18778	10_year_Existing	2100.00	6143.50	6151.18		6151.41	0.001027	3.91	631.87	219.83	0.25
Reach-1	18778	25_year_Existing	5600.00	6143.50	6155.93		6156.18	0.000762	4.68	2582.98	528.20	0.24
Reach-1	18778	50_year_Existing	9200.00	6143.50	6157.07		6157.52	0.001303	6.49	3212.86	585.83	0.31
Reach-1	18778	100_year_Existin	14000.00	6143.50	6158.80		6159.39	0.001609	7.82	4225.58	598.85	0.36
Reach-1	18778	500_year_Existin	24000.00	6143.50	6160.93		6161.93	0.002497	10.64	5609.53	679.38	0.45
Reach-1	18663	2_year_Existing	340.00	6141.59	6145.59	6144.10	6145.81	0.003144	3.76	93.14	35.97	0.38
Reach-1	18663	5_year_Existing	750.00	6141.59	6147.21	6145.30	6147.62	0.003428	5.23	177.08	73.60	0.43
Reach-1	18663	10_year_Existing	2100.00	6141.59	6150.55	6148.35	6151.12	0.002838	6.63	514.75	282.89	0.43
Reach-1	18663	25_year_Existing	5600.00	6141.59	6155.73	6151.51	6156.05	0.001305	6.46	2315.04	501.76	0.31
Reach-1	18663	50_year_Existing	9200.00	6141.59	6156.86	6153.06	6157.32	0.001992	8.44	3341.06	543.42	0.39
Reach-1	18663	100_year_Existin	14000.00	6141.59	6158.54	6155.01	6159.16	0.002507	10.19	4291.93	608.37	0.45
Reach-1	18663	500_year_Existin	24000.00	6141.59	6160.42	6157.29	6161.53	0.004192	14.20	5600.64	788.08	0.59
Reach-1	18621		Bridge									
Reach-1	18578	2_year_Existing	340.00	6141.24	6144.26	6143.76	6144.74	0.010841	5.55	62.27	32.65	0.67
Reach-1	18578	5_year_Existing	750.00	6141.24	6145.26	6144.94	6146.28	0.014696	8.17	98.71	42.60	0.83
Reach-1	18578	10_year_Existing	2100.00	6141.24	6148.79	6147.57	6149.56	0.025054	14.00	212.06	122.97	1.15
Reach-1	18578	25_year_Existing	5600.00	6141.24	6150.27	6150.27	6152.08	0.011415	13.78	943.74	272.35	0.88
Reach-1	18578	50_year_Existing	9200.00	6141.24	6151.81	6151.81	6154.06	0.012837	16.42	1436.90	313.09	0.93
Reach-1	18578	100_year_Existin	14000.00	6141.24	6154.03	6154.03	6156.38	0.011482	17.84	2282.72	448.64	0.91
Reach-1	18578	500_year_Existin	24000.00	6141.24	6156.40	6156.40	6159.10	0.012192	20.77	3449.17	525.54	0.97
Reach-1	18354	2_year_Existing	340.00	6139.50	6140.44	6140.44	6140.86	0.031426	5.23	65.00	76.74	1.00
Reach-1	18354	5_year_Existing	750.00	6139.50	6141.04	6141.04	6141.71	0.027454	6.58	114.05	86.21	1.01
Reach-1	18354	10_year_Existing	2100.00	6139.50	6142.37	6142.37	6143.53	0.021807	8.87	247.82	119.56	0.99
Reach-1	18354	25_year_Existing	5600.00	6139.50	6143.49	6144.56	6147.13	0.041592	15.47	397.41	148.36	1.46
Reach-1	18354	50_year_Existing	9200.00	6139.50	6145.06	6146.17	6149.26	0.030253	16.91	656.64	176.76	1.32
Reach-1	18354	100_year_Existin	14000.00	6139.50	6146.61	6147.97	6151.77	0.026896	19.04	947.96	198.76	1.30
Reach-1	18354	500_year_Existin	24000.00	6139.50	6150.47	6151.05	6155.42	0.014889	19.24	1837.12	268.63	1.05
Reach-1	17999	2_year_Existing	340.00	6133.50	6135.14	6134.47	6135.30	0.005220	3.19	106.67	68.26	0.45
Reach-1	17999	5_year_Existing	750.00	6133.50	6136.13	6135.13	6136.42	0.005059	4.25	176.34	71.32	0.48
Reach-1	17999	10_year_Existing	2100.00	6133.50	6138.27	6136.66	6138.89	0.004996	6.36	334.39	78.31	0.52
Reach-1	17999	25_year_Existing	5600.00	6133.50	6141.58	6139.42	6142.81	0.005056	9.20	804.86	201.37	0.58
Reach-1	17999	50_year_Existing	9200.00	6133.50	6144.11	6142.02	6145.52	0.004423	10.35	1376.59	286.42	0.57
Reach-1	17999	100_year_Existin	14000.00	6133.50	6145.48	6144.29	6147.61	0.005972	13.06	1774.99	295.76	0.67
Reach-1	17999	500_year_Existin	24000.00	6133.50	6148.17	6147.05	6151.25	0.007182	16.43	2600.06	319.41	0.78
Reach-1	17499	2_year_Existing	340.00	6129.50	6130.87	6130.47	6131.00	0.016581	4.81	73.73	64.04	0.76
Reach-1	17499	5_year_Existing	750.00	6129.50	6131.30	6131.13	6131.97	0.019187	6.56	114.38	65.27	0.87
Reach-1	17499	10_year_Existing	2100.00	6129.50	6132.73	6132.73	6134.31	0.020573	10.09	211.39	70.46	1.00
Reach-1	17499	25_year_Existing	5600.00	6129.50	6135.72	6135.72	6138.55	0.015521	13.63	448.58	97.05	0.97
Reach-1	17499	50_year_Existing	9200.00	6129.50	6137.99	6137.99	6141.69	0.013799	15.84	711.18	137.76	0.96
Reach-1	17499	100_year_Existin	14000.00	6129.50	6141.38	6141.38	6144.17	0.007688	14.80	1726.64	410.70	0.76
Reach-1	17499	500_year_Existin	24000.00	6129.50	6144.19	6144.19	6147.48	0.007933	17.32	2974.69	483.38	0.80

HEC-RAS Plan: UF Existing River: Upper Fountain C Reach: Reach-1 (Continued)

Reach	River Sta	Profile	Q Total	Min Ch El	W.S. Elev	Crit W.S.	E.G. Elev	E.G. Slope	Vel Chnl	Flow Area	Top Width	Froude # Chl
			(cfs)	(ft)	(ft)	(ft)	(ft)	(ft/ft)	(ft/s)	(sq ft)	(ft)	
Reach-1	17037	2_year_Existing	340.00	6119.30	6120.26	6120.26	6120.74	0.031192	5.56	61.15	65.14	1.01
Reach-1	17037	5_year_Existing	750.00	6119.30	6120.93	6120.93	6121.72	0.025890	7.11	105.55	67.33	1.00
Reach-1	17037	10_year_Existing	2100.00	6119.30	6122.34	6122.47	6124.04	0.024024	10.48	201.91	69.87	1.07
Reach-1	17037	25_year_Existing	5600.00	6119.30	6124.33	6125.33	6128.62	0.030574	16.65	344.92	73.41	1.32
Reach-1	17037	50_year_Existing	9200.00	6119.30	6126.07	6127.65	6132.35	0.030192	20.20	474.84	76.49	1.38
Reach-1	17037	100_year_Existin	14000.00	6119.30	6127.70	6132.18	6137.01	0.033581	24.64	601.87	79.39	1.50
Reach-1	17037	500_year_Existin	24000.00	6119.30	6131.71	6135.02	6141.12	0.022050	25.95	1713.49	545.54	1.30
Reach-1	16525	2_year_Existing	340.00	6109.50	6110.99	6110.47	6111.19	0.007245	3.55	95.76	66.43	0.52
Reach-1	16525	5_year_Existing	750.00	6109.50	6111.81	6111.13	6112.20	0.007938	4.97	151.12	67.93	0.59
Reach-1	16525	10_year_Existing	2100.00	6109.50	6113.05	6112.88	6114.29	0.014396	8.96	235.68	69.30	0.85
Reach-1	16525	25_year_Existing	5600.00	6109.50	6116.11	6115.66	6118.54	0.012215	12.58	475.29	105.17	0.87
Reach-1	16525	50_year_Existing	9200.00	6109.50	6117.93	6118.63	6121.58	0.013818	15.66	738.20	233.66	0.95
Reach-1	16525	100_year_Existin	14000.00	6109.50	6119.45	6120.98	6124.38	0.015680	18.78	1252.75	420.78	1.05
Reach-1	16525	500_year_Existin	24000.00	6109.50	6120.88	6123.31	6128.98	0.023884	25.38	1873.86	443.80	1.33
Reach-1	16052	2_year_Existing	340.00	6103.50	6104.47	6104.47	6104.95	0.030843	5.56	61.12	64.31	1.01
Reach-1	16052	5_year_Existing	750.00	6103.50	6105.14	6105.14	6105.93	0.025983	7.16	104.77	65.92	1.00
Reach-1	16052	10_year_Existing	2100.00	6103.50	6107.40		6108.43	0.010585	6.15	261.66	73.44	0.74
Reach-1	16052	25_year_Existing	5600.00	6103.50	6109.93	6109.58	6112.48	0.013423	12.90	459.85	83.19	0.90
Reach-1	16052	50_year_Existing	9200.00	6103.50	6111.98	6111.83	6115.76	0.013914	15.82	637.89	91.06	0.96
Reach-1	16052	100_year_Existin	14000.00	6103.50	6115.00	6115.34	6118.33	0.009132	15.74	1565.65	402.34	0.82
Reach-1	16052	500_year_Existin	24000.00	6103.50	6118.10	6118.45	6121.46	0.008064	17.38	3200.21	595.71	0.80
Reach-1	15688	2_year_Existing	340.00	6099.39	6101.18	6100.36	6101.31	0.003935	2.93	116.24	68.05	0.39
Reach-1	15688	5_year_Existing	750.00	6099.39	6102.88	6101.02	6103.04	0.001978	3.17	237.08	74.25	0.31
Reach-1	15688	10_year_Existing	2100.00	6099.39	6107.18		6107.40	0.000910	3.76	600.38	94.74	0.24
Reach-1	15688	25_year_Existing	5600.00	6099.39	6108.92		6109.91	0.003197	8.10	786.59	148.84	0.47
Reach-1	15688	50_year_Existing	9200.00	6099.39	6110.55	6107.80	6112.39	0.004840	11.10	1191.90	473.45	0.59
Reach-1	15688	100_year_Existin	14000.00	6099.39	6110.73	6112.27	6114.72	0.010409	16.45	1278.57	488.68	0.87
Reach-1	15688	500_year_Existin	24000.00	6099.39	6112.96	6114.44	6117.80	0.011742	19.74	2700.20	722.76	0.95
Reach-1	15590	2_year_Existing	340.00	6096.95	6100.88	6099.19	6101.02	0.002222	3.02	112.51	39.36	0.31
Reach-1	15590	5_year_Existing	750.00	6096.95	6102.51	6100.21	6102.78	0.002681	4.16	180.42	44.07	0.36
Reach-1	15590	10_year_Existing	2100.00	6096.95	6106.89	6102.57	6107.24	0.001890	4.86	632.06	324.57	0.32
Reach-1	15590	25_year_Existing	5600.00	6096.95	6108.26	6107.38	6109.46	0.005257	9.81	1129.67	473.54	0.57
Reach-1	15590	50_year_Existing	9200.00	6096.95	6110.61	6109.22	6111.51	0.003677	9.43	2482.08	690.98	0.50
Reach-1	15590	100_year_Existin	14000.00	6096.95	6111.81	6110.78	6112.94	0.004576	11.27	3368.75	781.70	0.57
Reach-1	15590	500_year_Existin	24000.00	6096.95	6113.71	6112.71	6115.12	0.005581	13.70	4899.67	824.13	0.64
Reach-1	15524		Bridge									
Reach-1	15474	2_year_Existing	340.00	6096.11	6098.34	6098.34	6099.07	0.027504	6.84	49.70	34.43	1.00
Reach-1	15474	5_year_Existing	750.00	6096.11	6099.38	6099.38	6100.53	0.024290	8.70	86.18	37.37	1.01
Reach-1	15474	10_year_Existing	2100.00	6096.11	6103.32	6101.74	6104.35	0.007498	6.18	256.82	46.83	0.63
Reach-1	15474	25_year_Existing	5600.00	6096.11	6106.44	6106.44	6108.50	0.009662	12.02	713.35	411.79	0.78
Reach-1	15474	50_year_Existing	9200.00	6096.11	6109.32	6108.38	6110.19	0.003950	9.50	2535.23	658.11	0.51
Reach-1	15474	100_year_Existin	14000.00	6096.11	6110.78	6109.53	6111.76	0.004312	10.82	3540.66	723.85	0.55
Reach-1	15474	500_year_Existin	24000.00	6096.11	6113.54	6111.26	6114.50	0.003908	11.82	5699.55	820.48	0.54
Reach-1	15383	2_year_Existing	340.00	6093.95	6097.53	6096.02	6097.72	0.002529	3.57	111.07	43.16	0.35
Reach-1	15383	5_year_Existing	750.00	6093.95	6099.04	6097.11	6099.43	0.003138	5.18	187.85	58.89	0.42
Reach-1	15383	10_year_Existing	2100.00	6093.95	6103.19	6099.80	6103.78	0.002299	6.75	458.10	129.53	0.40
Reach-1	15383	25_year_Existing	5600.00	6093.95	6105.45	6105.06	6107.25	0.006263	12.97	1124.85	384.33	0.69
Reach-1	15383	50_year_Existing	9200.00	6093.95	6109.06	6107.34	6109.85	0.002883	10.25	2999.44	608.99	0.47
Reach-1	15383	100_year_Existin	14000.00	6093.95	6110.31	6108.95	6111.38	0.003843	12.61	3772.09	647.38	0.56
Reach-1	15383	500_year_Existin	24000.00	6093.95	6112.38	6110.50	6113.92	0.005120	16.22	5288.75	811.94	0.67
Reach-1	15359		Bridge									
Reach-1	15330	2_year_Existing	340.00	6094.33	6096.39	6096.39	6097.17	0.024263	7.14	50.84	35.33	0.98
Reach-1	15330	5_year_Existing	750.00	6094.33	6097.51	6097.51	6098.75	0.019753	9.12	93.99	41.19	0.97
Reach-1	15330	10_year_Existing	2100.00	6094.33	6100.18	6100.18	6102.25	0.014240	12.15	232.51	85.84	0.92
Reach-1	15330	25_year_Existing	5600.00	6094.33	6104.51	6104.51	6106.34	0.007762	13.27	1088.28	325.74	0.75
Reach-1	15330	50_year_Existing	9200.00	6094.33	6106.82	6106.82	6108.66	0.007035	14.58	2096.62	603.58	0.74
Reach-1	15330	100_year_Existin	14000.00	6094.33	6108.29	6108.29	6110.10	0.007199	15.90	3046.16	672.42	0.76
Reach-1	15330	500_year_Existin	24000.00	6094.33	6109.99	6109.99	6112.30	0.009409	19.67	4234.30	723.86	0.89
Reach-1	15118	2_year_Existing	1100.00	6091.50	6094.52	6093.34	6094.71	0.004092	3.49	314.85	146.51	0.42
Reach-1	15118	5_year_Existing	2000.00	6091.50	6095.70	6094.09	6095.94	0.003303	3.98	506.88	180.91	0.40
Reach-1	15118	10_year_Existing	3500.00	6091.50	6097.33	6095.03	6097.64	0.002366	4.48	844.42	231.04	0.36
Reach-1	15118	25_year_Existing	7800.00	6091.50	6100.48	6096.81	6100.95	0.001921	5.68	1720.63	318.06	0.36
Reach-1	15118	50_year_Existing	12000.00	6091.50	6102.09	6096.20	6102.78	0.002293	7.02	2243.14	334.01	0.40
Reach-1	15118	100_year_Existin	17000.00	6091.50	6103.99	6099.57	6104.92	0.002429	8.17	2994.16	460.81	0.43
Reach-1	15118	500_year_Existin	30000.00	6091.50	6106.97	6102.16	6108.44	0.003011	10.62	4433.31	518.02	0.49
Reach-1	14846	2_year_Existing	1100.00	6089.50	6091.87	6091.61	6092.67	0.016428	7.18	153.18	67.52	0.84
Reach-1	14846	5_year_Existing	2000.00	6089.50	6092.85	6092.80	6094.13	0.016453	9.06	220.92	69.40	0.89
Reach-1	14846	10_year_Existing	3500.00	6089.50	6094.18	6093.96	6096.13	0.016004	11.24	314.03	71.54	0.93
Reach-1	14846	25_year_Existing	7800.00	6089.50	6097.49		6099.76	0.010062	12.84	1045.48	385.57	0.81

HEC-RAS Plan: UF Existing River: Upper Fountain C Reach: Reach-1 (Continued)

Reach	River Sta	Profile	Q Total	Min Ch El	W.S. Elev	Crit W.S.	E.G. Elev	E.G. Slope	Vel Chnl	Flow Area	Top Width	Froude # Chl
			(cfs)	(ft)	(ft)	(ft)	(ft)	(ft/ft)	(ft/s)	(sq ft)	(ft)	
Reach-1	14846	50_year_Existing	12000.00	6089.50	6100.26		6101.78	0.005532	11.64	2145.73	410.34	0.63
Reach-1	14846	100_year_Existin	17000.00	6089.50	6102.40		6103.95	0.004878	12.35	3107.80	528.42	0.61
Reach-1	14846	500_year_Existin	30000.00	6089.50	6105.20		6107.27	0.005738	15.29	4613.23	548.48	0.69
Reach-1	14417	2_year_Existing	1100.00	6083.50	6086.16	6085.61	6088.81	0.011388	6.45	170.88	66.24	0.71
Reach-1	14417	5_year_Existing	2000.00	6083.50	6087.30		6088.33	0.011079	8.12	246.64	68.83	0.74
Reach-1	14417	10_year_Existing	3500.00	6083.50	6088.80		6090.39	0.010968	10.12	347.21	67.52	0.78
Reach-1	14417	25_year_Existing	7800.00	6083.50	6091.80	6091.12	6094.97	0.011950	14.30	551.76	68.92	0.88
Reach-1	14417	50_year_Existing	12000.00	6083.50	6094.54	6094.54	6098.40	0.010182	16.00	911.81	185.75	0.85
Reach-1	14417	100_year_Existin	17000.00	6083.50	6097.36	6097.36	6101.10	0.007947	16.46	1554.97	329.99	0.78
Reach-1	14417	500_year_Existin	30000.00	6083.50	6101.54	6101.54	6104.65	0.005985	17.05	3885.36	673.42	0.71
Reach-1	13999	2_year_Existing	1100.00	6079.50	6082.43	6081.58	6082.91	0.007604	5.58	197.57	74.57	0.59
Reach-1	13999	5_year_Existing	2000.00	6079.50	6083.53	6082.57	6084.34	0.008097	7.21	284.59	82.94	0.65
Reach-1	13999	10_year_Existing	3500.00	6079.50	6084.89	6083.90	6086.20	0.008855	9.23	403.75	91.93	0.71
Reach-1	13999	25_year_Existing	7800.00	6079.50	6087.46	6087.46	6090.07	0.010753	13.28	745.41	215.15	0.84
Reach-1	13999	50_year_Existing	12000.00	6079.50	6088.19	6089.77	6092.63	0.017621	18.04	921.35	270.15	1.09
Reach-1	13999	100_year_Existin	17000.00	6079.50	6089.12	6091.44	6095.60	0.022509	21.85	1206.27	344.56	1.25
Reach-1	13999	500_year_Existin	30000.00	6079.50	6091.38	6094.00	6099.83	0.024997	26.58	2204.52	532.07	1.37
Reach-1	13499	2_year_Existing	1100.00	6073.50	6075.59	6075.59	6076.59	0.024425	8.04	136.81	69.12	1.01
Reach-1	13499	5_year_Existing	2000.00	6073.50	6076.58	6076.58	6078.03	0.021803	9.66	207.14	72.50	1.01
Reach-1	13499	10_year_Existing	3500.00	6073.50	6077.95	6077.95	6079.93	0.018575	11.32	314.53	95.83	0.98
Reach-1	13499	25_year_Existing	7800.00	6073.50	6081.12	6080.97	6083.68	0.011896	13.27	747.90	203.36	0.87
Reach-1	13499	50_year_Existing	12000.00	6073.50	6083.09	6083.23	6085.93	0.010511	14.63	1291.31	305.19	0.85
Reach-1	13499	100_year_Existin	17000.00	6073.50	6084.87	6084.87	6087.94	0.009769	15.86	1658.20	342.01	0.84
Reach-1	13499	500_year_Existin	30000.00	6073.50	6088.18	6087.95	6091.80	0.009365	18.46	3144.36	434.39	0.86
Reach-1	13000	2_year_Existing	1100.00	6065.50	6068.84	6067.62	6069.26	0.005665	5.23	210.50	64.22	0.51
Reach-1	13000	5_year_Existing	2000.00	6065.50	6071.34	6068.66	6071.79	0.003060	5.36	373.36	65.69	0.40
Reach-1	13000	10_year_Existing	3500.00	6065.50	6074.46	6070.08	6075.02	0.002384	6.01	582.40	67.97	0.36
Reach-1	13000	25_year_Existing	7800.00	6065.50	6080.85		6081.48	0.001478	6.76	1705.28	341.69	0.31
Reach-1	13000	50_year_Existing	12000.00	6065.50	6081.91	6075.78	6083.00	0.002460	9.13	2092.02	387.45	0.40
Reach-1	13000	100_year_Existin	17000.00	6065.50	6083.65	6080.50	6084.97	0.002854	10.54	2815.19	432.76	0.44
Reach-1	13000	500_year_Existin	30000.00	6065.50	6085.81		6088.16	0.004788	14.74	3775.38	457.50	0.58
Reach-1	12545	2_year_Existing	1100.00	6059.66	6068.81		6068.85	0.000236	1.65	667.32	102.68	0.11
Reach-1	12545	5_year_Existing	2000.00	6059.66	6071.29		6071.36	0.000293	2.14	936.43	113.41	0.13
Reach-1	12545	10_year_Existing	3500.00	6059.66	6074.48		6074.59	0.000307	2.66	1394.81	243.95	0.14
Reach-1	12545	25_year_Existing	7800.00	6059.66	6081.01		6081.12	0.000213	3.02	4695.13	622.98	0.13
Reach-1	12545	50_year_Existing	12000.00	6059.66	6082.17		6082.38	0.000380	4.20	5441.21	686.86	0.17
Reach-1	12545	100_year_Existin	17000.00	6059.66	6083.90		6084.21	0.000514	5.18	6692.91	809.49	0.20
Reach-1	12545	500_year_Existin	30000.00	6059.66	6086.20		6086.81	0.000951	7.56	8857.53	990.04	0.28
Reach-1	12433	2_year_Existing	1100.00	6060.00	6068.59	6063.95	6068.76	0.000805	3.65	441.82	82.00	0.23
Reach-1	12433	5_year_Existing	2000.00	6060.00	6070.95	6065.44	6071.24	0.000975	4.78	642.49	101.50	0.26
Reach-1	12433	10_year_Existing	3500.00	6060.00	6073.96	6067.36	6074.42	0.001143	6.15	923.30	248.55	0.30
Reach-1	12433	25_year_Existing	7800.00	6060.00	6080.68	6071.26	6081.02	0.000691	6.29	3267.27	688.35	0.25
Reach-1	12433	50_year_Existing	12000.00	6060.00	6081.49	6074.02	6082.17	0.001356	9.04	3564.35	718.02	0.35
Reach-1	12433	100_year_Existin	17000.00	6060.00	6083.56	6077.25	6084.06	0.001165	8.93	7157.16	1011.35	0.33
Reach-1	12433	500_year_Existin	30000.00	6060.00	6085.88	6082.58	6086.63	0.001785	11.79	9612.95	1119.10	0.41
Reach-1	12391		Bridge									
Reach-1	12345	2_year_Existing	1100.00	6062.09	6066.11	6066.11	6067.68	0.019580	10.08	116.83	40.95	0.98
Reach-1	12345	5_year_Existing	2000.00	6062.09	6067.72	6067.72	6069.91	0.016617	12.09	188.50	48.32	0.96
Reach-1	12345	10_year_Existing	3500.00	6062.09	6069.82	6069.82	6072.83	0.014611	14.38	299.42	56.68	0.96
Reach-1	12345	25_year_Existing	7800.00	6062.09	6076.38	6076.38	6078.43	0.005134	13.25	1462.26	458.54	0.63
Reach-1	12345	50_year_Existing	12000.00	6062.09	6077.51	6077.51	6080.41	0.007290	18.65	1930.60	499.34	0.77
Reach-1	12345	100_year_Existin	17000.00	6062.09	6080.04	6080.04	6082.03	0.005165	15.58	3655.17	839.50	0.66
Reach-1	12345	500_year_Existin	30000.00	6062.09	6081.76	6081.76	6084.50	0.007617	20.16	5357.32	893.21	0.82
Reach-1	12173	2_year_Existing	1100.00	6057.51	6062.78	6061.22	6063.51	0.006443	6.85	162.92	39.52	0.56
Reach-1	12173	5_year_Existing	2000.00	6057.51	6064.55	6062.86	6065.77	0.007142	8.94	240.65	48.53	0.62
Reach-1	12173	10_year_Existing	3500.00	6057.51	6066.72	6065.06	6068.87	0.007899	11.41	358.05	59.60	0.69
Reach-1	12173	25_year_Existing	7800.00	6057.51	6067.77	6070.98	6075.14	0.026000	22.35	423.37	64.95	1.27
Reach-1	12173	50_year_Existing	12000.00	6057.51	6072.19	6073.91	6077.89	0.013725	20.87	1139.53	306.33	0.98
Reach-1	12173	100_year_Existin	17000.00	6057.51	6074.16	6076.89	6079.64	0.012921	22.10	1850.67	425.13	0.97
Reach-1	12173	500_year_Existin	30000.00	6057.51	6077.83	6079.11	6082.40	0.010932	23.32	4097.88	719.41	0.93
Reach-1	11773	2_year_Existing	1100.00	6053.74	6057.60	6057.60	6059.22	0.020128	10.23	111.43	39.26	0.99
Reach-1	11773	5_year_Existing	2000.00	6053.74	6059.25	6059.25	6061.49	0.016751	12.19	184.02	48.94	0.96
Reach-1	11773	10_year_Existing	3500.00	6053.74	6061.38	6061.38	6064.38	0.014498	14.37	301.66	61.82	0.95
Reach-1	11773	25_year_Existing	7800.00	6053.74	6066.62	6066.62	6069.99	0.008823	16.19	832.83	175.59	0.81
Reach-1	11773	50_year_Existing	12000.00	6053.74	6068.55	6069.97	6072.73	0.010178	19.15	1591.26	703.67	0.89
Reach-1	11773	100_year_Existin	17000.00	6053.74	6069.48	6071.15	6074.39	0.012524	22.16	2277.95	762.80	1.00
Reach-1	11773	500_year_Existin	30000.00	6053.74	6071.24	6073.06	6077.01	0.016209	27.11	3689.46	824.44	1.16
Reach-1	11484	2_year_Existing	1100.00	6049.50	6052.08	6051.80	6052.75	0.012372	6.59	166.99	67.47	0.74
Reach-1	11484	5_year_Existing	2000.00	6049.50	6052.09	6052.82	6054.30	0.040591	11.95	167.38	67.48	1.34
Reach-1	11484	10_year_Existing	3500.00	6049.50	6052.78	6053.96	6056.90	0.056111	16.29	214.92	68.94	1.63

HEC-RAS Plan: UF Existing River: Upper Fountain C Reach: Reach-1 (Continued)

Reach	River Sta	Profile	Q Total	Min Ch El	W.S. Elev	Crit W.S.	E.G. Elev	E.G. Slope	Vel Chnl	Flow Area	Top Width	Froude # Chl
			(cfs)	(ft)	(ft)	(ft)	(ft)	(ft/ft)	(ft/s)	(sq ft)	(ft)	
Reach-1	11484	25_year_Existing	7800.00	6049.50	6054.25	6057.00	6063.69	0.076957	24.65	317.35	70.48	2.03
Reach-1	11484	50_year_Existing	12000.00	6049.50	6056.46	6059.47	6068.59	0.048987	25.56	475.46	72.77	1.73
Reach-1	11484	100_year_Existin	17000.00	6049.50	6059.74	6064.42	6068.90	0.026292	24.35	719.48	76.17	1.35
Reach-1	11484	500_year_Existin	30000.00	6049.50	6064.94	6067.49	6072.41	0.014531	23.90	2559.82	736.58	1.06
Reach-1	11003	2_year_Existing	1100.00	6041.50	6043.59	6043.59	6044.60	0.024307	8.07	136.39	68.28	1.01
Reach-1	11003	5_year_Existing	2000.00	6041.50	6044.60	6044.60	6046.06	0.021580	9.69	206.48	71.30	1.00
Reach-1	11003	10_year_Existing	3500.00	6041.50	6045.92	6045.92	6048.00	0.019202	11.58	302.94	74.70	1.00
Reach-1	11003	25_year_Existing	7800.00	6041.50	6048.88	6048.88	6052.35	0.015783	15.02	531.77	80.67	0.99
Reach-1	11003	50_year_Existing	12000.00	6041.50	6051.20	6051.20	6055.78	0.014255	17.26	726.12	85.41	0.99
Reach-1	11003	100_year_Existin	17000.00	6041.50	6053.53	6054.87	6059.12	0.013228	19.26	1020.77	166.99	0.99
Reach-1	11003	500_year_Existin	30000.00	6041.50	6056.71	6059.83	6065.08	0.015820	24.55	2001.81	390.58	1.12
Reach-1	10599	2_year_Existing	1100.00	6035.50	6038.95	6037.60	6039.31	0.004848	4.77	230.49	71.50	0.47
Reach-1	10599	5_year_Existing	2000.00	6035.50	6040.44	6038.60	6040.98	0.004592	5.89	339.75	75.43	0.49
Reach-1	10599	10_year_Existing	3500.00	6035.50	6042.26	6039.96	6043.09	0.004547	7.34	479.70	78.48	0.51
Reach-1	10599	25_year_Existing	7800.00	6035.50	6045.46	6042.87	6047.27	0.005729	10.82	739.59	83.79	0.62
Reach-1	10599	50_year_Existing	12000.00	6035.50	6047.23	6045.18	6050.26	0.007652	14.01	894.11	91.47	0.73
Reach-1	10599	100_year_Existin	17000.00	6035.50	6047.94	6047.43	6053.29	0.012493	18.64	980.16	94.73	0.95
Reach-1	10599	500_year_Existin	30000.00	6035.50	6051.18	6053.82	6058.82	0.014345	23.42	2162.56	487.99	1.06
Reach-1	10165	2_year_Existing	1100.00	6033.50	6037.39		6037.67	0.003053	4.25	259.15	70.16	0.39
Reach-1	10165	5_year_Existing	2000.00	6033.50	6038.63		6039.14	0.003857	5.78	346.37	70.60	0.46
Reach-1	10165	10_year_Existing	3500.00	6033.50	6040.26		6041.13	0.004482	7.54	517.12	191.97	0.52
Reach-1	10165	25_year_Existing	7800.00	6033.50	6044.00		6045.11	0.003621	9.15	1338.75	312.57	0.50
Reach-1	10165	50_year_Existing	12000.00	6033.50	6046.04		6047.46	0.003940	10.76	2056.73	547.14	0.54
Reach-1	10165	100_year_Existin	17000.00	6033.50	6048.30		6049.58	0.003273	10.98	3349.37	618.20	0.51
Reach-1	10165	500_year_Existin	30000.00	6033.50	6052.18	6049.05	6053.30	0.002691	11.64	6822.81	951.33	0.48
Reach-1	9717	2_year_Existing	1100.00	6031.50	6033.59	6033.59	6034.61	0.024413	8.08	136.15	68.05	1.01
Reach-1	9717	5_year_Existing	2000.00	6031.50	6035.08		6036.15	0.013376	8.32	240.42	72.35	0.80
Reach-1	9717	10_year_Existing	3500.00	6031.50	6036.92		6038.26	0.009517	9.28	379.46	78.95	0.73
Reach-1	9717	25_year_Existing	7800.00	6031.50	6041.78		6043.28	0.004545	10.04	1105.83	366.46	0.56
Reach-1	9717	50_year_Existing	12000.00	6031.50	6044.52		6045.79	0.003338	10.12	2353.63	494.78	0.50
Reach-1	9717	100_year_Existin	17000.00	6031.50	6047.12		6048.22	0.002603	10.13	3727.01	558.57	0.46
Reach-1	9717	500_year_Existin	30000.00	6031.50	6050.57		6052.00	0.002985	12.42	6476.03	1027.26	0.51
Reach-1	9622	2_year_Existing	1100.00	6028.58	6033.31	6031.30	6033.81	0.002889	4.41	252.10	68.71	0.38
Reach-1	9622	5_year_Existing	2000.00	6028.58	6034.80	6032.44	6035.31	0.003320	5.78	370.72	86.11	0.43
Reach-1	9622	10_year_Existing	3500.00	6028.58	6036.65	6034.00	6037.47	0.003705	7.40	540.87	97.82	0.48
Reach-1	9622	25_year_Existing	7800.00	6028.58	6041.58	6037.22	6042.78	0.002917	9.24	1181.34	304.64	0.46
Reach-1	9622	50_year_Existing	12000.00	6028.58	6043.32	6039.60	6045.24	0.004097	11.95	1846.66	430.24	0.56
Reach-1	9622	100_year_Existin	17000.00	6028.58	6043.00	6043.00	6046.59	0.008730	17.18	1707.04	393.03	0.82
Reach-1	9622	500_year_Existin	30000.00	6028.58	6049.87	6046.55	6051.62	0.003232	13.70	6349.49	1056.35	0.53
Reach-1	9563		Bridge									
Reach-1	9538	2_year_Existing	1100.00	6026.84	6031.09	6029.55	6031.48	0.004412	4.99	220.64	62.98	0.47
Reach-1	9538	5_year_Existing	2000.00	6026.84	6032.42	6030.71	6033.08	0.005124	6.55	316.59	82.04	0.53
Reach-1	9538	10_year_Existing	3500.00	6026.84	6034.10	6032.27	6035.15	0.005570	8.34	463.54	92.68	0.58
Reach-1	9538	25_year_Existing	7800.00	6026.84	6038.27	6035.46	6039.95	0.004798	10.77	935.37	146.23	0.58
Reach-1	9538	50_year_Existing	12000.00	6026.84	6039.11	6037.85	6042.42	0.008640	15.20	1066.29	166.26	0.79
Reach-1	9538	100_year_Existin	17000.00	6026.84	6041.03	6041.03	6045.31	0.009514	17.68	1618.55	374.74	0.85
Reach-1	9538	500_year_Existin	30000.00	6026.84	6045.93	6045.93	6049.07	0.008018	17.30	4614.11	864.00	0.71
Reach-1	9296	2_year_Existing	1100.00	6026.71	6029.71		6030.15	0.006705	5.38	205.37	73.82	0.56
Reach-1	9296	5_year_Existing	2000.00	6026.71	6030.89		6031.62	0.006924	6.89	293.97	76.00	0.61
Reach-1	9296	10_year_Existing	3500.00	6026.71	6032.53		6033.65	0.006747	8.54	420.85	78.90	0.63
Reach-1	9296	25_year_Existing	7800.00	6026.71	6033.98	6033.98	6037.48	0.015507	15.09	537.64	81.40	1.00
Reach-1	9296	50_year_Existing	12000.00	6026.71	6037.78	6037.78	6040.09	0.008649	13.14	1710.57	511.44	0.70
Reach-1	9296	100_year_Existin	17000.00	6026.71	6037.74	6039.15	6042.46	0.013579	18.73	1691.84	511.24	1.00
Reach-1	9296	500_year_Existin	30000.00	6026.71	6039.96	6041.71	6045.98	0.015979	23.00	2839.42	523.43	1.12
Reach-1	8963	2_year_Existing	1400.00	6019.47	6029.65	6025.10	6029.69	0.000339	2.34	1725.46	551.93	0.14
Reach-1	8963	5_year_Existing	2700.00	6019.47	6030.87	6027.93	6030.92	0.000520	3.15	2417.41	586.74	0.17
Reach-1	8963	10_year_Existing	4300.00	6019.47	6032.73	6028.58	6032.78	0.000446	3.26	3561.50	634.43	0.16
Reach-1	8963	25_year_Existing	9100.00	6019.47	6034.94	6029.86	6035.03	0.000744	4.71	4995.84	668.08	0.22
Reach-1	8963	50_year_Existing	13000.00	6019.47	6037.15	6030.60	6037.25	0.000680	4.95	6475.60	687.25	0.21
Reach-1	8963	100_year_Existin	19000.00	6019.47	6038.72	6031.49	6038.87	0.000903	6.07	7539.72	704.19	0.25
Reach-1	8963	500_year_Existin	32000.00	6019.47	6041.78	6033.12	6042.03	0.001311	8.11	9899.60	816.78	0.31
Reach-1	8837		Bridge									
Reach-1	8738	2_year_Existing	1400.00	6019.21	6022.61	6022.61	6023.21	0.033358	9.30	313.12	244.27	1.08
Reach-1	8738	5_year_Existing	2700.00	6019.21	6023.50	6023.50	6024.05	0.025489	10.11	684.69	493.71	1.00
Reach-1	8738	10_year_Existing	4300.00	6019.21	6023.93	6023.93	6024.65	0.030790	12.07	899.85	521.44	1.12
Reach-1	8738	25_year_Existing	9100.00	6019.21	6025.49	6024.85	6026.14	0.019218	12.12	1755.29	571.31	0.94
Reach-1	8738	50_year_Existing	13000.00	6019.21	6026.88	6025.54	6027.43	0.011829	11.15	2567.89	595.09	0.77
Reach-1	8738	100_year_Existin	19000.00	6019.21	6028.83	6026.29	6029.32	0.007517	10.57	3887.20	733.50	0.64
Reach-1	8738	500_year_Existin	32000.00	6019.21	6032.11	6027.74	6032.80	0.004932	10.64	6339.32	756.31	0.55

HEC-RAS Plan: UF Existing River: Upper Fountain C Reach: Reach-1 (Continued)

Reach	River Sta	Profile	Q Total	Min Ch El	W.S. Elev	Crit W.S.	E.G. Elev	E.G. Slope	Vel Chnl	Flow Area	Top Width	Froude # Chl
			(cfs)	(ft)	(ft)	(ft)	(ft)	(ft/ft)	(ft/s)	(sq ft)	(ft)	
Reach-1	8072	2_year_Existing	1400.00	6009.75	6012.85	6011.89	6013.21	0.007660	4.86	288.08	112.20	0.53
Reach-1	8072	5_year_Existing	2700.00	6009.75	6014.38	6012.89	6014.89	0.006444	5.76	469.02	124.13	0.52
Reach-1	8072	10_year_Existing	4300.00	6009.75	6015.82	6013.88	6016.50	0.005708	6.58	657.45	137.84	0.52
Reach-1	8072	25_year_Existing	9100.00	6009.75	6018.85		6019.98	0.005215	8.59	1131.05	182.91	0.53
Reach-1	8072	50_year_Existing	13000.00	6009.75	6020.64		6022.11	0.005271	9.88	1511.57	246.85	0.55
Reach-1	8072	100_year_Existin	19000.00	6009.75	6022.84		6024.72	0.005329	11.36	2157.20	340.75	0.58
Reach-1	8072	500_year_Existin	32000.00	6009.75	6027.00		6029.04	0.004386	12.55	3975.03	538.14	0.55
Reach-1	7500	2_year_Existing	1400.00	6006.08	6009.87		6010.11	0.003951	3.99	351.13	114.02	0.40
Reach-1	7500	5_year_Existing	2700.00	6006.08	6010.87		6011.40	0.005794	5.82	470.39	123.12	0.50
Reach-1	7500	10_year_Existing	4300.00	6006.08	6011.65		6012.58	0.008243	7.78	568.26	130.12	0.62
Reach-1	7500	25_year_Existing	9100.00	6006.08	6013.88		6015.67	0.011251	11.45	851.69	148.85	0.76
Reach-1	7500	50_year_Existing	13000.00	6006.08	6015.41		6017.88	0.010532	12.85	1127.92	169.69	0.77
Reach-1	7500	100_year_Existin	19000.00	6006.08	6018.08		6020.83	0.008512	13.81	1668.02	232.51	0.72
Reach-1	7500	500_year_Existin	32000.00	6006.08	6022.88		6025.94	0.006379	15.12	3155.57	376.27	0.66
Reach-1	7000	2_year_Existing	1400.00	6003.50	6005.00	6005.00	6005.68	0.034034	6.61	211.89	159.24	1.01
Reach-1	7000	5_year_Existing	2700.00	6003.50	6006.16	6005.74	6006.87	0.015951	6.77	398.88	162.77	0.76
Reach-1	7000	10_year_Existing	4300.00	6003.50	6007.63		6008.33	0.008453	6.74	640.22	166.32	0.60
Reach-1	7000	25_year_Existing	9100.00	6003.50	6011.41		6012.21	0.003916	7.20	1303.28	191.79	0.46
Reach-1	7000	50_year_Existing	13000.00	6003.50	6013.99		6014.87	0.002970	7.60	1825.43	214.59	0.42
Reach-1	7000	100_year_Existin	19000.00	6003.50	6017.21		6018.23	0.002459	8.29	2597.59	279.70	0.40
Reach-1	7000	500_year_Existin	32000.00	6003.50	6022.44		6023.72	0.002079	9.49	4355.75	360.53	0.39
Reach-1	6472	2_year_Existing	1400.00	5995.80	6000.54	5998.28	6000.87	0.003510	4.58	305.98	67.17	0.38
Reach-1	6472	5_year_Existing	2700.00	5995.80	6002.46		6003.05	0.004040	6.18	444.56	77.07	0.43
Reach-1	6472	10_year_Existing	4300.00	5995.80	6004.19		6005.11	0.004566	7.70	585.26	85.17	0.47
Reach-1	6472	25_year_Existing	9100.00	5995.80	6007.79		6009.62	0.005785	11.05	921.04	101.77	0.57
Reach-1	6472	50_year_Existing	13000.00	5995.80	6009.85	6006.58	6012.44	0.006690	13.23	1158.67	130.41	0.63
Reach-1	6472	100_year_Existin	19000.00	5995.80	6012.23	6009.95	6015.84	0.007828	15.90	1513.01	174.02	0.70
Reach-1	6472	500_year_Existin	32000.00	5995.80	6015.61	6015.61	6021.21	0.010120	20.52	2330.69	274.94	0.82
Reach-1	6000	2_year_Existing	1400.00	5993.50	5995.96	5995.96	5997.15	0.028807	8.74	160.23	68.19	1.00
Reach-1	6000	5_year_Existing	2700.00	5993.50	5997.28	5997.28	5999.06	0.025052	10.71	253.05	75.13	1.00
Reach-1	6000	10_year_Existing	4300.00	5993.50	5998.64	5998.64	6000.94	0.021285	12.23	366.99	91.87	0.97
Reach-1	6000	25_year_Existing	9100.00	5993.50	6001.76	6001.76	6005.13	0.016830	15.11	706.87	125.62	0.94
Reach-1	6000	50_year_Existing	13000.00	5993.50	6003.76	6003.76	6007.73	0.015263	16.68	978.93	147.17	0.93
Reach-1	6000	100_year_Existin	19000.00	5993.50	6006.38	6006.38	6010.97	0.013553	18.36	1417.49	189.29	0.91
Reach-1	6000	500_year_Existin	32000.00	5993.50	6010.67	6011.21	6015.99	0.011742	20.75	2481.72	360.36	0.89
Reach-1	5500	2_year_Existing	1400.00	5987.50	5991.39	5989.88	5991.72	0.003311	4.65	301.28	93.03	0.46
Reach-1	5500	5_year_Existing	2700.00	5987.50	5992.85	5991.08	5993.43	0.003586	6.12	448.70	109.91	0.50
Reach-1	5500	10_year_Existing	4300.00	5987.50	5994.24	5992.21	5995.09	0.003710	7.43	614.10	127.15	0.53
Reach-1	5500	25_year_Existing	9100.00	5987.50	5997.47	5994.87	5998.91	0.003689	9.86	1124.99	197.25	0.57
Reach-1	5500	50_year_Existing	13000.00	5987.50	5999.45	5996.77	6001.20	0.003612	11.11	1546.67	223.38	0.58
Reach-1	5500	100_year_Existin	19000.00	5987.50	6001.44	5999.13	6003.83	0.004115	13.22	2020.43	255.48	0.64
Reach-1	5500	500_year_Existin	32000.00	5987.50	6003.63	6002.89	6007.99	0.006380	18.23	2626.50	298.95	0.82
Reach-1	5000	2_year_Existing	1400.00	5985.50	5987.87	5987.87	5988.93	0.010523	8.25	169.67	81.02	1.00
Reach-1	5000	5_year_Existing	2700.00	5985.50	5989.04	5989.04	5990.62	0.009125	10.09	269.30	90.06	1.00
Reach-1	5000	10_year_Existing	4300.00	5985.50	5990.20	5990.20	5992.32	0.008114	11.72	378.72	98.90	0.99
Reach-1	5000	25_year_Existing	9100.00	5985.50	5993.04	5993.04	5996.33	0.006502	14.70	694.20	127.13	0.97
Reach-1	5000	50_year_Existing	13000.00	5985.50	5995.17	5995.17	5998.85	0.005271	15.75	1033.92	189.73	0.91
Reach-1	5000	100_year_Existin	19000.00	5985.50	5998.11	5998.11	6001.72	0.003867	16.20	2045.44	482.87	0.82
Reach-1	5000	500_year_Existin	32000.00	5985.50	6001.69	6001.69	6005.56	0.003428	18.10	4130.10	680.68	0.80
Reach-1	4500	2_year_Existing	1400.00	5979.50	5981.64	5981.62	5982.85	0.014173	8.81	158.86	86.56	1.15
Reach-1	4500	5_year_Existing	2700.00	5979.50	5982.44	5982.92	5984.55	0.016574	11.65	232.04	95.81	1.30
Reach-1	4500	10_year_Existing	4300.00	5979.50	5983.15	5984.01	5986.38	0.018207	14.43	302.56	104.07	1.42
Reach-1	4500	25_year_Existing	9100.00	5979.50	5984.83	5986.63	5990.83	0.019429	19.78	494.49	123.79	1.58
Reach-1	4500	50_year_Existing	13000.00	5979.50	5985.94	5989.07	5993.85	0.019670	22.81	638.62	136.75	1.64
Reach-1	4500	100_year_Existin	19000.00	5979.50	5987.59	5991.36	5997.46	0.018022	25.69	880.95	156.12	1.64
Reach-1	4500	500_year_Existin	32000.00	5979.50	5990.70	5993.99	6001.79	0.013885	28.32	1975.34	501.49	1.52
Reach-1	4000	2_year_Existing	1400.00	5975.50	5978.41	5977.55	5978.73	0.002856	4.57	321.55	160.94	0.52
Reach-1	4000	5_year_Existing	2700.00	5975.50	5979.40	5978.43	5979.96	0.003017	6.12	498.72	196.36	0.58
Reach-1	4000	10_year_Existing	4300.00	5975.50	5980.31	5979.32	5981.14	0.003309	7.51	692.57	228.92	0.64
Reach-1	4000	25_year_Existing	9100.00	5975.50	5981.80	5981.36	5983.60	0.005055	11.30	1075.01	289.48	0.83
Reach-1	4000	50_year_Existing	13000.00	5975.50	5984.09	5982.87	5985.62	0.002956	10.78	1891.05	554.97	0.67
Reach-1	4000	100_year_Existin	19000.00	5975.50	5986.45	5984.60	5987.69	0.002183	10.98	3289.25	641.59	0.60
Reach-1	4000	500_year_Existin	32000.00	5975.50	5990.38	5987.21	5991.73	0.001534	11.39	6130.27	777.61	0.53
Reach-1	3536	2_year_Existing	1400.00	5973.50	5975.67	5975.67	5976.43	0.011596	7.00	200.93	142.03	1.00
Reach-1	3536	5_year_Existing	2700.00	5973.50	5976.53	5976.53	5977.64	0.009352	8.49	341.92	185.35	0.97
Reach-1	3536	10_year_Existing	4300.00	5973.50	5977.38	5977.38	5978.79	0.008150	9.71	517.22	228.01	0.95
Reach-1	3536	25_year_Existing	9100.00	5973.50	5980.81		5981.78	0.002435	8.61	1632.09	476.27	0.59
Reach-1	3536	50_year_Existing	13000.00	5973.50	5984.01		5984.59	0.000988	7.13	3711.40	771.57	0.40
Reach-1	3536	100_year_Existin	19000.00	5973.50	5986.45		5987.05	0.000831	7.57	5655.90	840.24	0.38
Reach-1	3536	500_year_Existin	32000.00	5973.50	5990.36		5991.05	0.000736	8.57	9177.19	952.15	0.38
Reach-1	3129	2_year_Existing	1400.00	5967.50	5969.77	5969.98	5971.22	0.013847	9.66	144.98	65.84	1.15

HEC-RAS Plan: UF Existing River: Upper Fountain C Reach: Reach-1 (Continued)

Reach	River Sta	Profile	Q Total	Min Ch El	W.S. Elev	Crit W.S.	E.G. Elev	E.G. Slope	Vel Chnl	Flow Area	Top Width	Froude # Chl
			(cfs)	(ft)	(ft)	(ft)	(ft)	(ft/ft)	(ft/s)	(sq ft)	(ft)	
Reach-1	3129	5_year_Existing	2700.00	5967.50	5970.99	5971.32	5973.19	0.012227	11.91	226.79	68.03	1.15
Reach-1	3129	10_year_Existing	4300.00	5967.50	5973.49	5972.69	5975.31	0.004831	10.84	404.74	74.61	0.79
Reach-1	3129	25_year_Existing	9100.00	5967.50	5978.14	5975.93	5980.54	0.002968	12.56	863.11	263.19	0.68
Reach-1	3129	50_year_Existing	13000.00	5967.50	5983.45	5976.59	5984.22	0.000771	8.41	4635.51	920.65	0.37
Reach-1	3129	100_year_Existin	19000.00	5967.50	5988.05	5982.45	5986.74	0.000673	8.69	7042.99	931.89	0.36
Reach-1	3129	500_year_Existin	32000.00	5967.50	5990.06	5984.75	5990.77	0.000648	9.73	10803.48	945.85	0.36
Reach-1	2787	2_year_Existing	1400.00	5963.50	5968.23	5967.08	5968.99	0.003276	7.00	200.27	49.46	0.61
Reach-1	2787	5_year_Existing	2700.00	5963.50	5970.10	5968.69	5971.42	0.003458	9.25	293.00	49.87	0.67
Reach-1	2787	10_year_Existing	4300.00	5963.50	5971.85		5973.85	0.003689	11.35	384.38	54.28	0.72
Reach-1	2787	25_year_Existing	9100.00	5963.50	5977.27	5974.59	5979.63	0.002338	12.90	1491.77	521.52	0.63
Reach-1	2787	50_year_Existing	13000.00	5963.50	5983.24	5978.65	5983.97	0.000637	8.85	5876.53	883.14	0.35
Reach-1	2787	100_year_Existin	19000.00	5963.50	5985.74		5986.50	0.000658	9.54	7695.06	894.97	0.36
Reach-1	2787	500_year_Existin	32000.00	5963.50	5989.60		5990.51	0.000747	11.34	11388.75	915.46	0.40
Reach-1	2449	2_year_Existing	1400.00	5961.77	5965.59	5965.59	5967.22	0.008508	10.30	148.23	58.44	0.96
Reach-1	2449	5_year_Existing	2700.00	5961.77	5967.42	5967.42	5969.70	0.007187	12.48	287.23	67.37	0.95
Reach-1	2449	10_year_Existing	4300.00	5961.77	5969.27		5972.18	0.006349	14.28	394.35	70.31	0.94
Reach-1	2449	25_year_Existing	9100.00	5961.77	5972.79	5972.79	5978.07	0.007053	19.62	655.18	78.56	1.05
Reach-1	2449	50_year_Existing	13000.00	5961.77	5974.26	5974.26	5982.66	0.009447	24.74	783.53	138.92	1.25
Reach-1	2449	100_year_Existin	19000.00	5961.77	5982.31	5982.31	5985.84	0.002476	17.75	6449.39	1099.21	0.69
Reach-1	2449	500_year_Existin	32000.00	5961.77	5985.56	5985.56	5989.74	0.002895	21.19	10102.22	1149.61	0.77
Reach-1	2308	2_year_Existing	1400.00	5958.55	5964.23	5962.34	5964.63	0.001671	5.75	350.82	90.23	0.46
Reach-1	2308	5_year_Existing	2700.00	5958.55	5966.11	5963.75	5966.82	0.001970	7.77	502.54	100.56	0.53
Reach-1	2308	10_year_Existing	4300.00	5958.55	5970.09	5965.17	5970.75	0.000999	7.55	825.19	122.54	0.41
Reach-1	2308	25_year_Existing	9100.00	5958.55	5973.71	5968.48	5975.32	0.001652	11.78	1118.50	227.23	0.55
Reach-1	2308	50_year_Existing	13000.00	5958.55	5974.20	5970.77	5977.25	0.003007	16.26	1158.13	526.17	0.74
Reach-1	2308	100_year_Existin	19000.00	5958.55	5978.06	5977.38	5979.31	0.001378	12.84	5297.56	1062.19	0.52
Reach-1	2308	500_year_Existin	32000.00	5958.55	5980.22	5979.05	5981.57	0.001612	14.94	7650.58	1134.44	0.58
Reach-1	2204		Bridge									
Reach-1	2145	2_year_Existing	1400.00	5956.85	5961.17	5960.62	5962.01	0.011961	8.23	240.65	62.73	0.78
Reach-1	2145	5_year_Existing	2700.00	5956.85	5963.22	5962.04	5964.28	0.008554	9.47	406.05	93.99	0.71
Reach-1	2145	10_year_Existing	4300.00	5956.85	5965.46	5963.37	5966.73	0.006599	10.44	587.51	106.35	0.66
Reach-1	2145	25_year_Existing	9100.00	5956.85	5969.74	5966.71	5971.97	0.006503	13.89	934.57	131.08	0.71
Reach-1	2145	50_year_Existing	13000.00	5956.85	5972.38	5968.94	5975.38	0.006753	16.15	1148.11	588.65	0.74
Reach-1	2145	100_year_Existin	19000.00	5956.85	5977.09	5975.52	5977.96	0.002233	11.19	5931.30	1055.19	0.45
Reach-1	2145	500_year_Existin	32000.00	5956.85	5979.48	5977.14	5980.43	0.002582	13.00	8636.45	1171.68	0.49
Reach-1	1926	2_year_Existing	1400.00	5954.13	5959.06		5959.89	0.007989	7.34	192.31	50.34	0.83
Reach-1	1926	5_year_Existing	2700.00	5954.13	5961.30		5962.55	0.006913	9.06	329.40	71.23	0.83
Reach-1	1926	10_year_Existing	4300.00	5954.13	5964.23		5965.53	0.004600	9.46	555.76	83.63	0.54
Reach-1	1926	25_year_Existing	9100.00	5954.13	5967.87		5970.39	0.006615	13.97	922.40	157.95	0.69
Reach-1	1926	50_year_Existing	13000.00	5954.13	5971.55	5969.02	5973.84	0.004405	13.59	1932.40	440.18	0.59
Reach-1	1926	100_year_Existin	19000.00	5954.13	5972.41		5976.26	0.007273	16.05	2371.58	590.75	0.76
Reach-1	1926	500_year_Existin	32000.00	5954.13	5976.77	5976.77	5979.22	0.004846	17.08	6218.33	1114.02	0.64
Reach-1	1632	2_year_Existing	1400.00	5951.58	5957.62		5958.20	0.004002	6.24	255.53	60.02	0.46
Reach-1	1632	5_year_Existing	2700.00	5951.58	5959.85		5960.85	0.004529	8.30	405.54	74.17	0.52
Reach-1	1632	10_year_Existing	4300.00	5951.58	5963.36		5964.37	0.002969	8.60	701.47	94.19	0.45
Reach-1	1632	25_year_Existing	9100.00	5951.58	5965.05		5968.22	0.007924	15.41	869.99	105.91	0.75
Reach-1	1632	50_year_Existing	13000.00	5951.58	5965.67	5965.67	5971.39	0.013590	20.81	937.16	111.05	0.99
Reach-1	1632	100_year_Existin	19000.00	5951.58	5971.00	5971.00	5974.09	0.006026	17.26	3491.09	1210.01	0.70
Reach-1	1632	500_year_Existin	32000.00	5951.58	5973.05	5974.09	5977.21	0.008427	21.65	6955.30	2022.80	0.84
Reach-1	1432	2_year_Existing	1400.00	5949.93	5956.85	5954.59	5957.38	0.003930	6.04	276.26	67.93	0.45
Reach-1	1432	5_year_Existing	2700.00	5949.93	5959.00	5956.64	5959.90	0.004474	8.01	430.30	75.27	0.51
Reach-1	1432	10_year_Existing	4300.00	5949.93	5962.91	5958.32	5963.73	0.002523	7.90	963.77	466.14	0.41
Reach-1	1432	25_year_Existing	9100.00	5949.93	5964.34	5964.34	5966.24	0.005761	12.91	1887.32	840.21	0.63
Reach-1	1432	50_year_Existing	13000.00	5949.93	5966.23	5966.23	5967.50	0.004218	12.08	4013.29	1448.80	0.55
Reach-1	1432	100_year_Existin	19000.00	5949.93	5967.10	5967.10	5968.52	0.005198	13.93	5150.81	1528.18	0.62
Reach-1	1432	500_year_Existin	32000.00	5949.93	5971.86	5968.52	5972.18	0.001469	8.83	13878.99	2132.28	0.34
Reach-1	1351		Bridge									
Reach-1	1286	2_year_Existing	1400.00	5949.26	5953.95	5953.95	5955.68	0.018228	10.59	136.26	48.79	0.95
Reach-1	1286	5_year_Existing	2700.00	5949.26	5956.09	5956.09	5958.36	0.013912	12.44	272.35	96.82	0.90
Reach-1	1286	10_year_Existing	4300.00	5949.26	5958.51	5958.51	5959.58	0.006749	10.04	1239.61	631.30	0.61
Reach-1	1286	25_year_Existing	9100.00	5949.26	5958.84	5959.99	5962.88	0.023098	20.33	1320.21	638.46	1.23
Reach-1	1286	50_year_Existing	13000.00	5949.26	5963.11	5961.21	5963.42	0.002045	8.02	5971.57	1669.18	0.39
Reach-1	1286	100_year_Existin	19000.00	5949.26	5965.92	5962.10	5966.09	0.001117	6.75	9556.30	1804.57	0.30
Reach-1	1286	500_year_Existin	32000.00	5949.26	5971.74	5963.30	5971.80	0.000352	4.67	23770.06	2318.30	0.18
Reach-1	868	2_year_Existing	1400.00	5945.80	5949.41	5948.28	5949.94	0.007862	5.84	239.91	81.60	0.80
Reach-1	868	5_year_Existing	2700.00	5945.80	5952.00	5949.75	5952.49	0.003876	5.61	481.58	101.25	0.45
Reach-1	868	10_year_Existing	4300.00	5945.80	5953.82	5950.97	5954.41	0.003281	6.22	794.47	203.63	0.44
Reach-1	868	25_year_Existing	9100.00	5945.80	5960.01	5953.75	5960.15	0.000531	3.95	6398.94	1654.70	0.20
Reach-1	868	50_year_Existing	13000.00	5945.80	5962.99		5963.06	0.000273	3.26	11653.31	1924.04	0.15
Reach-1	868	100_year_Existin	19000.00	5945.80	5965.80		5965.86	0.000215	3.24	17264.21	2076.20	0.13

HEC-RAS Plan: UF Existing River: Upper Fountain C Reach: Reach-1 (Continued)

Reach	River Sta	Profile	Q Total	Min Ch El	W.S. Elev	Crit W.S.	E.G. Elev	E.G. Slope	Vel Chnl	Flow Area	Top Width	Froude # Chl
			(cfs)	(ft)	(ft)	(ft)	(ft)	(ft/ft)	(ft/s)	(sq ft)	(ft)	
Reach-1	868	500_year_Existin	32000.00	5945.80	5971.68		5971.71	0.000132	3.05	29790.89	2162.53	0.11
Reach-1	559	2_year_Existing	1400.00	5942.06	5948.40	5945.74	5948.67	0.002138	4.20	333.25	68.78	0.34
Reach-1	559	5_year_Existing	2700.00	5942.06	5951.25	5947.13	5951.64	0.001828	5.02	539.04	76.42	0.33
Reach-1	559	10_year_Existing	4300.00	5942.06	5952.66	5948.53	5953.53	0.002373	6.53	669.23	800.99	0.39
Reach-1	559	25_year_Existing	9100.00	5942.06	5959.47	5951.81	5959.87	0.000907	5.85	2956.34	1969.40	0.26
Reach-1	559	50_year_Existing	13000.00	5942.06	5962.48	5955.32	5962.84	0.000763	6.03	4249.63	2350.32	0.25
Reach-1	559	100_year_Existin	19000.00	5942.06	5965.16	5957.80	5965.62	0.000846	6.96	5414.73	2447.04	0.27
Reach-1	559	500_year_Existin	32000.00	5942.06	5970.93	5960.49	5971.47	0.000806	7.97	7903.06	2791.06	0.27
Reach-1	408		Bridge									
Reach-1	310	2_year_Existing	1400.00	5941.42	5946.57	5945.09	5947.04	0.005018	5.54	252.73	66.15	0.50
Reach-1	310	5_year_Existing	2700.00	5941.42	5949.76	5946.44	5950.26	0.002715	5.68	475.13	73.18	0.39
Reach-1	310	10_year_Existing	4300.00	5941.42	5951.93	5947.87	5952.64	0.002657	6.76	644.39	83.54	0.41
Reach-1	310	25_year_Existing	9100.00	5941.42	5958.66	5951.17	5959.32	0.001319	7.00	1988.71	285.02	0.31
Reach-1	310	50_year_Existing	13000.00	5941.42	5961.55	5953.70	5962.30	0.001275	7.72	2875.05	340.74	0.32
Reach-1	310	100_year_Existin	19000.00	5941.42	5963.93	5957.30	5964.93	0.001543	9.22	3668.06	384.01	0.36
Reach-1	310	500_year_Existin	32000.00	5941.42	5969.49	5961.47	5970.67	0.001498	10.65	5576.81	517.46	0.37
Reach-1	293	2_year_Existing	1400.00	5941.30	5946.21	5945.15	5946.88	0.006786	6.71	227.75	64.21	0.60
Reach-1	293	5_year_Existing	2700.00	5941.30	5949.45	5946.63	5950.15	0.003217	6.91	447.19	71.76	0.46
Reach-1	293	10_year_Existing	4300.00	5941.30	5951.39	5948.15	5952.47	0.003615	8.60	600.05	87.41	0.50
Reach-1	293	25_year_Existing	9100.00	5941.30	5957.79	5952.12	5959.10	0.002334	9.86	1471.26	352.87	0.44
Reach-1	293	50_year_Existing	13000.00	5941.30	5960.56	5954.51	5962.04	0.002308	10.94	2081.20	402.93	0.45
Reach-1	293	100_year_Existin	19000.00	5941.30	5962.09	5958.83	5964.48	0.003448	14.11	2465.87	437.77	0.56
Reach-1	293	500_year_Existin	32000.00	5941.30	5967.59	5963.33	5970.21	0.003137	15.85	3902.75	575.75	0.56
Reach-1	257		Bridge									
Reach-1	227	2_year_Existing	1400.00	5940.70	5944.87	5944.55	5945.92	0.013806	8.33	181.10	62.82	0.82
Reach-1	227	5_year_Existing	2700.00	5940.70	5948.07	5946.02	5948.97	0.004760	7.79	392.55	69.52	0.54
Reach-1	227	10_year_Existing	4300.00	5940.70	5949.79	5947.55	5951.17	0.005378	9.71	516.79	76.94	0.60
Reach-1	227	25_year_Existing	9100.00	5940.70	5951.73	5951.31	5955.60	0.011483	16.37	682.03	96.17	0.91
Reach-1	227	50_year_Existing	13000.00	5940.70	5953.96	5953.96	5958.78	0.011251	18.53	916.14	110.06	0.93
Reach-1	227	100_year_Existin	19000.00	5940.70	5957.53	5957.53	5962.98	0.009437	20.12	1452.13	392.48	0.89
Reach-1	227	500_year_Existin	32000.00	5940.70	5963.09	5963.09	5968.50	0.007205	21.48	2742.28	557.14	0.82
Reach-1	175	2_year_Existing	1400.00	5938.00	5944.76	5942.15	5945.41	0.003325	6.51	226.47	39.55	0.45
Reach-1	175	5_year_Existing	2700.00	5938.00	5947.98	5944.26	5948.71	0.002466	7.35	611.12	178.93	0.42
Reach-1	175	10_year_Existing	4300.00	5938.00	5949.83	5947.51	5950.74	0.002716	8.67	919.56	223.48	0.45
Reach-1	175	25_year_Existing	9100.00	5938.00	5952.50	5951.21	5954.15	0.004335	12.58	1566.38	503.65	0.59
Reach-1	175	50_year_Existing	13000.00	5938.00	5954.87	5952.87	5956.46	0.003924	13.27	2200.67	651.72	0.57
Reach-1	175	100_year_Existin	19000.00	5938.00	5957.70	5954.76	5959.44	0.003796	14.49	2957.43	746.36	0.58
Reach-1	175	500_year_Existin	32000.00	5938.00	5962.75	5957.91	5964.76	0.003622	16.52	4307.22	803.01	0.59
Reach-1	165		Bridge									
Reach-1	153	2_year_Existing	1400.00	5938.92	5943.07	5943.07	5944.94	0.018860	10.99	129.90	35.45	0.99
Reach-1	153	5_year_Existing	2700.00	5938.92	5945.87	5945.87	5947.71	0.009648	11.32	349.07	151.98	0.77
Reach-1	153	10_year_Existing	4300.00	5938.92	5947.13	5947.13	5949.59	0.011293	13.74	518.95	235.46	0.88
Reach-1	153	25_year_Existing	9100.00	5938.92	5950.80	5950.60	5952.94	0.008523	15.21	1316.74	596.67	0.80
Reach-1	153	50_year_Existing	13000.00	5938.92	5952.02	5952.02	5954.75	0.009317	17.21	1704.35	662.77	0.85
Reach-1	153	100_year_Existin	19000.00	5938.92	5953.73	5953.73	5957.07	0.010539	19.90	2166.81	731.96	0.92
Reach-1	153	500_year_Existin	32000.00	5938.92	5956.65	5956.65	5961.16	0.012342	24.33	2958.32	787.55	1.03
Reach-1	15	2_year_Existing	1400.00	5935.50	5936.50	5937.16	5938.82	0.185843	12.23	114.49	143.72	2.41
Reach-1	15	5_year_Existing	2700.00	5935.50	5936.67	5937.92	5942.54	0.381061	19.45	138.85	148.94	3.55
Reach-1	15	10_year_Existing	4300.00	5935.50	5937.09	5938.58	5943.92	0.297569	20.97	205.04	163.09	3.30
Reach-1	15	25_year_Existing	9100.00	5935.50	5937.96	5940.12	5947.43	0.256139	24.70	368.65	206.88	3.25
Reach-1	15	50_year_Existing	13000.00	5935.50	5938.61	5941.14	5949.01	0.186865	25.90	505.27	213.87	2.92
Reach-1	15	100_year_Existin	19000.00	5935.50	5939.54	5942.63	5951.06	0.134762	27.30	709.85	223.94	2.62
Reach-1	15	500_year_Existin	32000.00	5935.50	5941.35	5945.50	5954.85	0.090143	29.69	1130.48	241.58	2.30

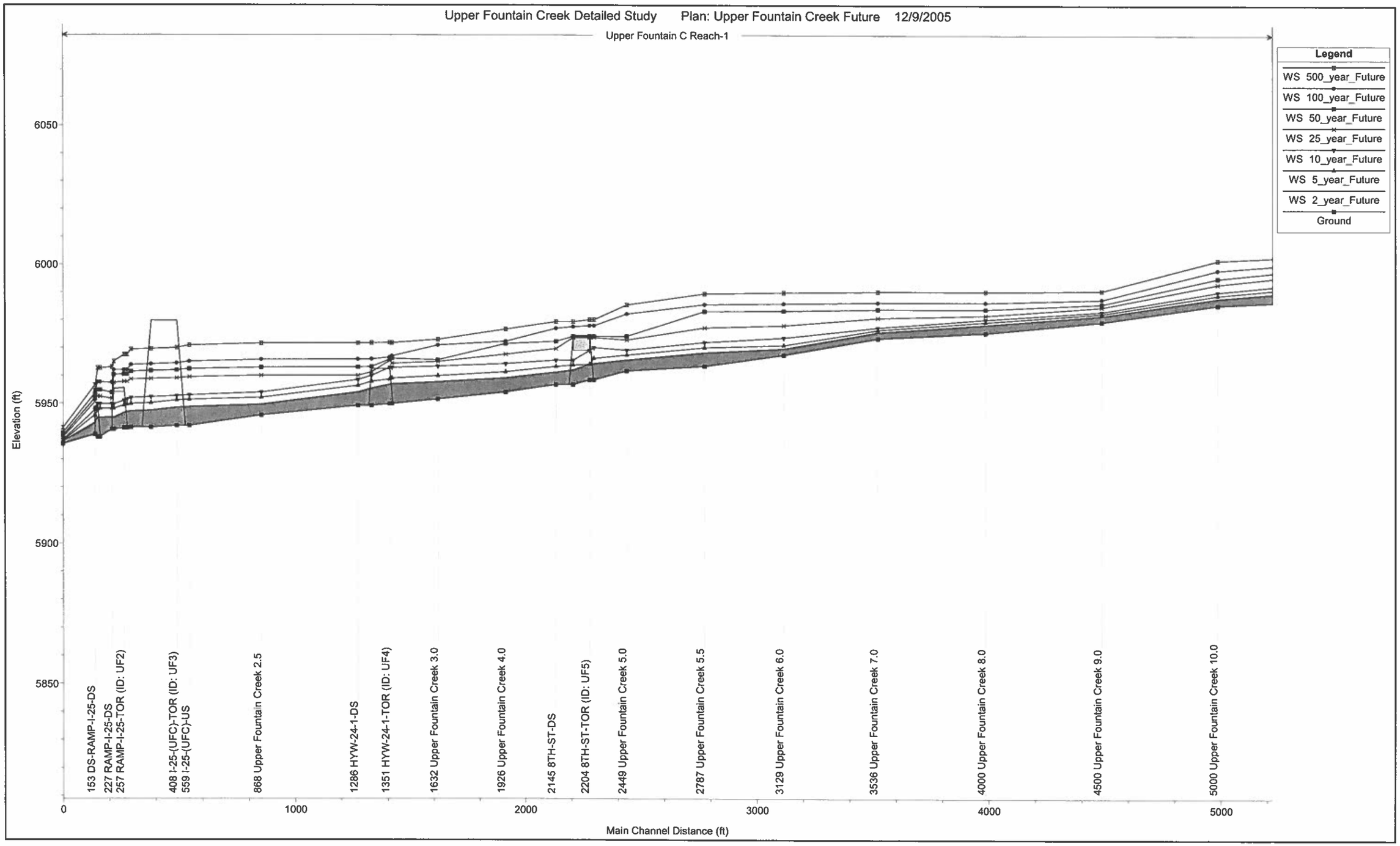
Upper Fountain Creek Detailed Study Plan: Upper Fountain Creek Future 12/9/2005
Upper Fountain C Reach-1
Legend
WS 500_year_Future
WS 100_year_Future
WS 50_year_Future
WS 25_year_Future
WS 10_year_Future
WS 5_year_Future
WS 2_year_Future
Ground
Elevation (ft)
6050
6000
5950
5900
5850
153 DS-RAMP-I-25-DS
227 RAMP-I-25-DS
257 RAMP-I-25-TOR (ID: UF2)
408 I-25-(UFC)-TOR (ID: UF3)
559 I-25-(UFC)-US
868 Upper Fountain Creek 2.5
1286 HYW-24-1-DS
1351 HYW-24-1-TOR (ID: UF4)
1632 Upper Fountain Creek 3.0
1926 Upper Fountain Creek 4.0
2145 8TH-ST-DS
2204 8TH-ST-TOR (ID: UF5)
2449 Upper Fountain Creek 5.0
2787 Upper Fountain Creek 5.5
3129 Upper Fountain Creek 6.0
3536 Upper Fountain Creek 7.0
4000 Upper Fountain Creek 8.0
4500 Upper Fountain Creek 9.0
5000 Upper Fountain Creek 10.0
0
1000
2000
3000
4000
5000
Main Channel Distance (ft)

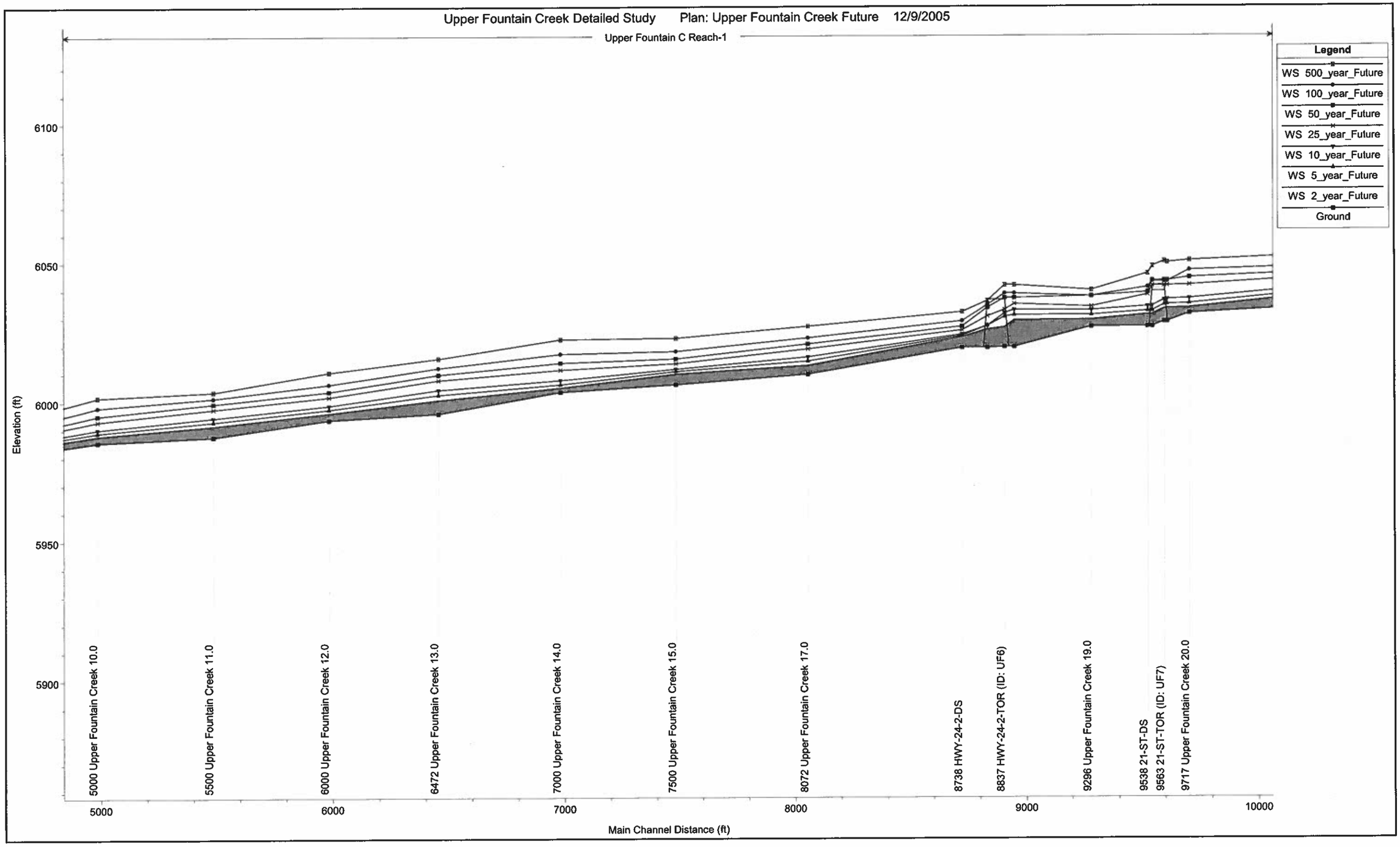
Upper Fountain Creek Detailed Study Plan: Upper Fountain Creek Future 12/9/2005
Upper Fountain C Reach-1
Legend
WS 500_year_Future
WS 100_year_Future
WS 50_year_Future
WS 25_year_Future
WS 10_year_Future
WS 5_year_Future
WS 2_year_Future
Ground
Elevation (ft)
6100
6050
6000
5950
5900
5000 Upper Fountain Creek 10.0
5500 Upper Fountain Creek 11.0
6000 Upper Fountain Creek 12.0
6472 Upper Fountain Creek 13.0
7000 Upper Fountain Creek 14.0
7500 Upper Fountain Creek 15.0
8072 Upper Fountain Creek 17.0
8738 HWY-24-2-DS
8837 HWY-24-2-TOR (ID: UF6)
9296 Upper Fountain Creek 19.0
9538 21-ST-DS
9563 21-ST-TOR (ID: UF7)
9717 Upper Fountain Creek 20.0
5000
6000
7000
8000
9000
10000
Main Channel Distance (ft)

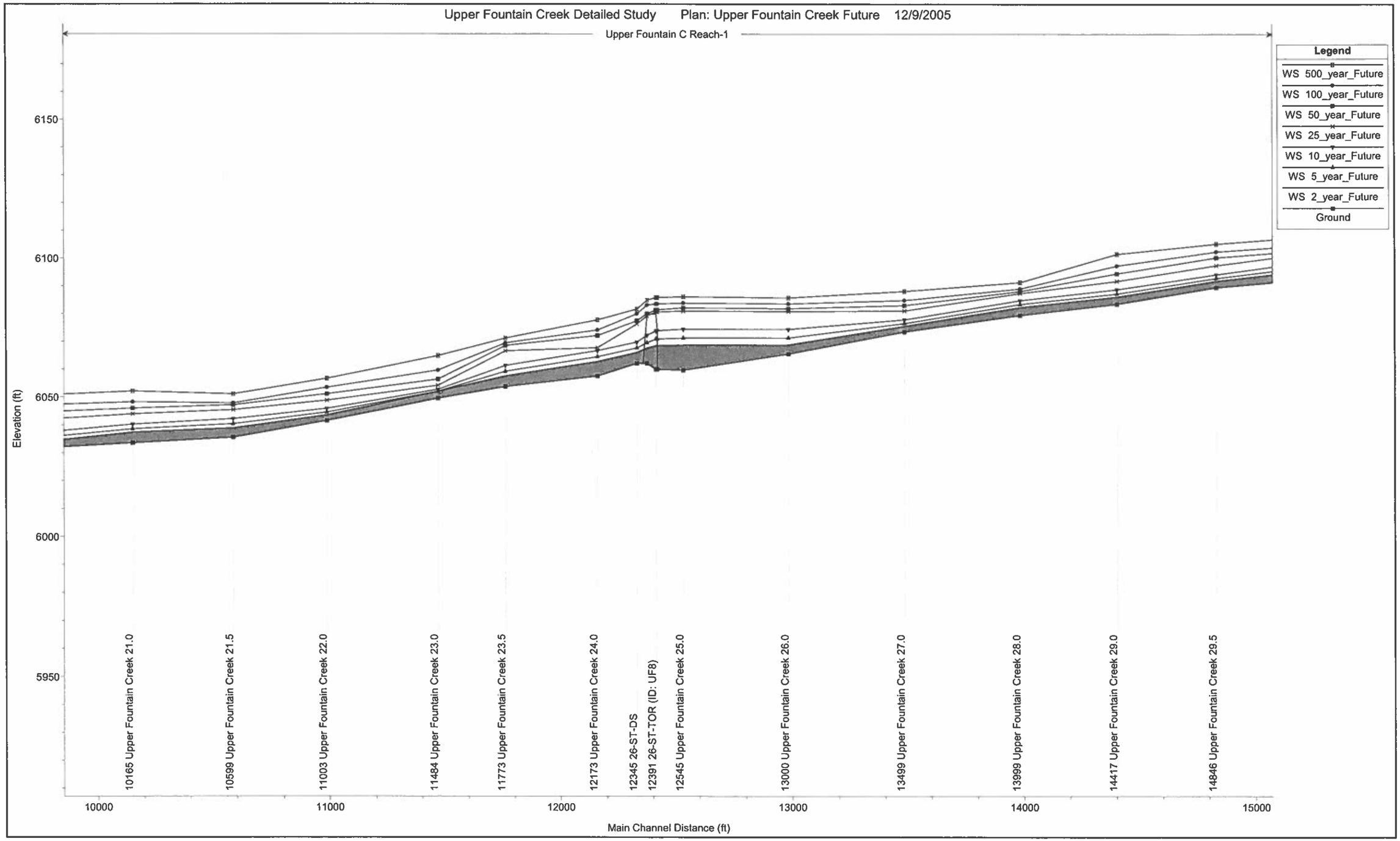
Upper Fountain Creek Detailed Study Plan: Upper Fountain Creek Future 12/9/2005
Upper Fountain C Reach-1
Legend
WS 500_year_Future
WS 100_year_Future
WS 50_year_Future
WS 25_year_Future
WS 10_year_Future
WS 5_year_Future
WS 2_year_Future
Ground
Elevation (ft)
6150
6100
6050
6000
5950
10165 Upper Fountain Creek 21.0
10599 Upper Fountain Creek 21.5
11003 Upper Fountain Creek 22.0
11484 Upper Fountain Creek 23.0
11773 Upper Fountain Creek 23.5
12173 Upper Fountain Creek 24.0
12345 26-ST-DS
12391 26-ST-TOR (ID: UF8)
12545 Upper Fountain Creek 25.0
13000 Upper Fountain Creek 26.0
13499 Upper Fountain Creek 27.0
13999 Upper Fountain Creek 28.0
14417 Upper Fountain Creek 29.0
14846 Upper Fountain Creek 29.5
10000
11000
12000
13000
14000
15000
Main Channel Distance (ft)

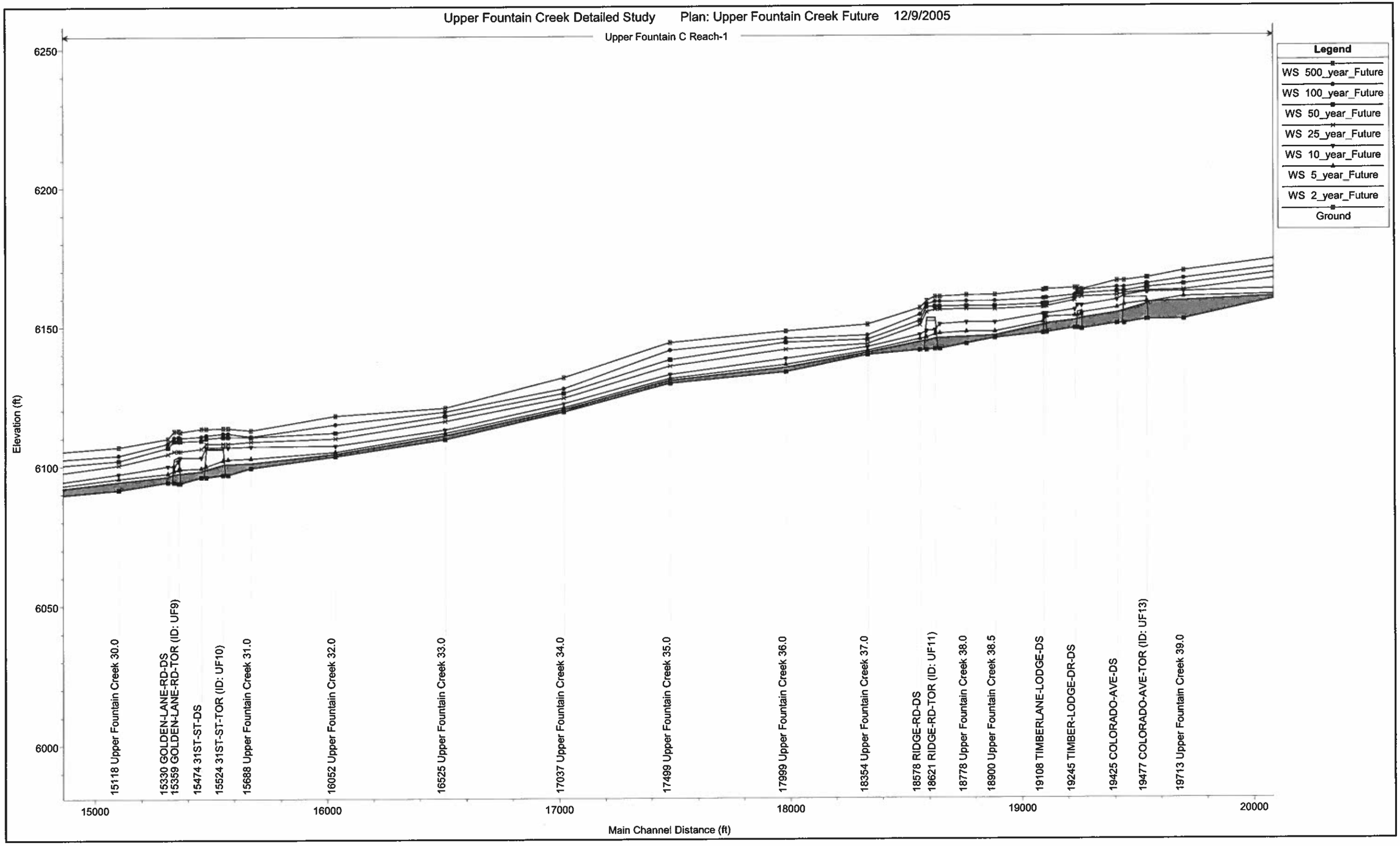
Upper Fountain Creek Detailed Study Plan: Upper Fountain Creek Future 12/9/2005
Upper Fountain C Reach-1
Legend
WS 500_year_Future
WS 100_year_Future
WS 50_year_Future
WS 25_year_Future
WS 10_year_Future
WS 5_year_Future
WS 2_year_Future
Ground
Elevation (ft)
6250
6200
6150
6100
6050
6000
15118 Upper Fountain Creek 30.0
15330 GOLDEN-LANE-RD-DS
15359 GOLDEN-LANE-RD-TOR (ID: UF9)
15474 31ST-ST-DS
15524 31ST-ST-TOR (ID: UF10)
15688 Upper Fountain Creek 31.0
16052 Upper Fountain Creek 32.0
16525 Upper Fountain Creek 33.0
17037 Upper Fountain Creek 34.0
17499 Upper Fountain Creek 35.0
17999 Upper Fountain Creek 36.0
18354 Upper Fountain Creek 37.0
18578 RIDGE-RD-DS
18621 RIDGE-RD-TOR (ID: UF11)
18778 Upper Fountain Creek 38.0
18900 Upper Fountain Creek 38.5
19108 TIMBERLANE-LODGE-DS
19245 TIMBER-LODGE-DR-DS
19425 COLORADO-AVE-DS
19477 COLORADO-AVE-TOR (ID: UF13)
19713 Upper Fountain Creek 39.0
15000
16000
17000
18000
19000
20000
Main Channel Distance (ft)

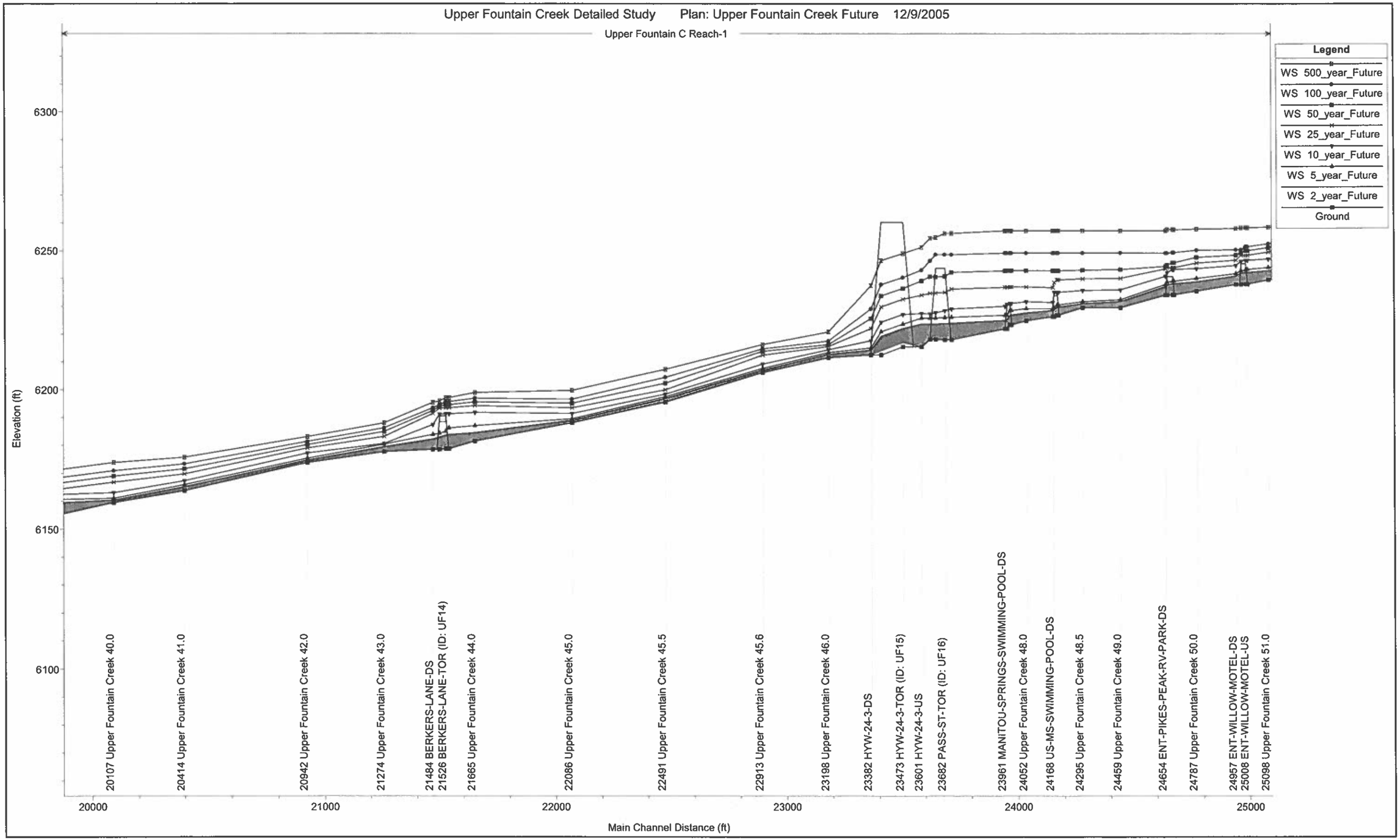
Upper Fountain Creek Detailed Study Plan: Upper Fountain Creek Future 12/9/2005
Upper Fountain C Reach-1
Legend
WS 500_year_Future
WS 100_year_Future
WS 50_year_Future
WS 25_year_Future
WS 10_year_Future
WS 5_year_Future
WS 2_year_Future
Ground
Elevation (ft)
6300
6250
6200
6150
6100
20107 Upper Fountain Creek 40.0
20414 Upper Fountain Creek 41.0
20942 Upper Fountain Creek 42.0
21274 Upper Fountain Creek 43.0
21484 BERKERS-LANE-DS
21526 BERKERS-LANE-TOR (ID: UF14)
21665 Upper Fountain Creek 44.0
22086 Upper Fountain Creek 45.0
22491 Upper Fountain Creek 45.5
22913 Upper Fountain Creek 45.6
23198 Upper Fountain Creek 46.0
23382 HYW-24-3-DS
23473 HYW-24-3-TOR (ID: UF15)
23601 HYW-24-3-US
23682 PASS-ST-TOR (ID: UF16)
23961 MANITOU-SPRINGS-SWIMMING-POOL-DS
24052 Upper Fountain Creek 48.0
24168 US-MS-SWIMMING-POOL-DS
24295 Upper Fountain Creek 48.5
24459 Upper Fountain Creek 49.0
24654 ENT-PIKES-PEAK-RV-PARK-DS
24787 Upper Fountain Creek 50.0
24957 ENT-WILLOW-MOTEL-DS
25008 ENT-WILLOW-MOTEL-US
25098 Upper Fountain Creek 51.0
20000
21000
22000
23000
24000
25000
Main Channel Distance (ft)

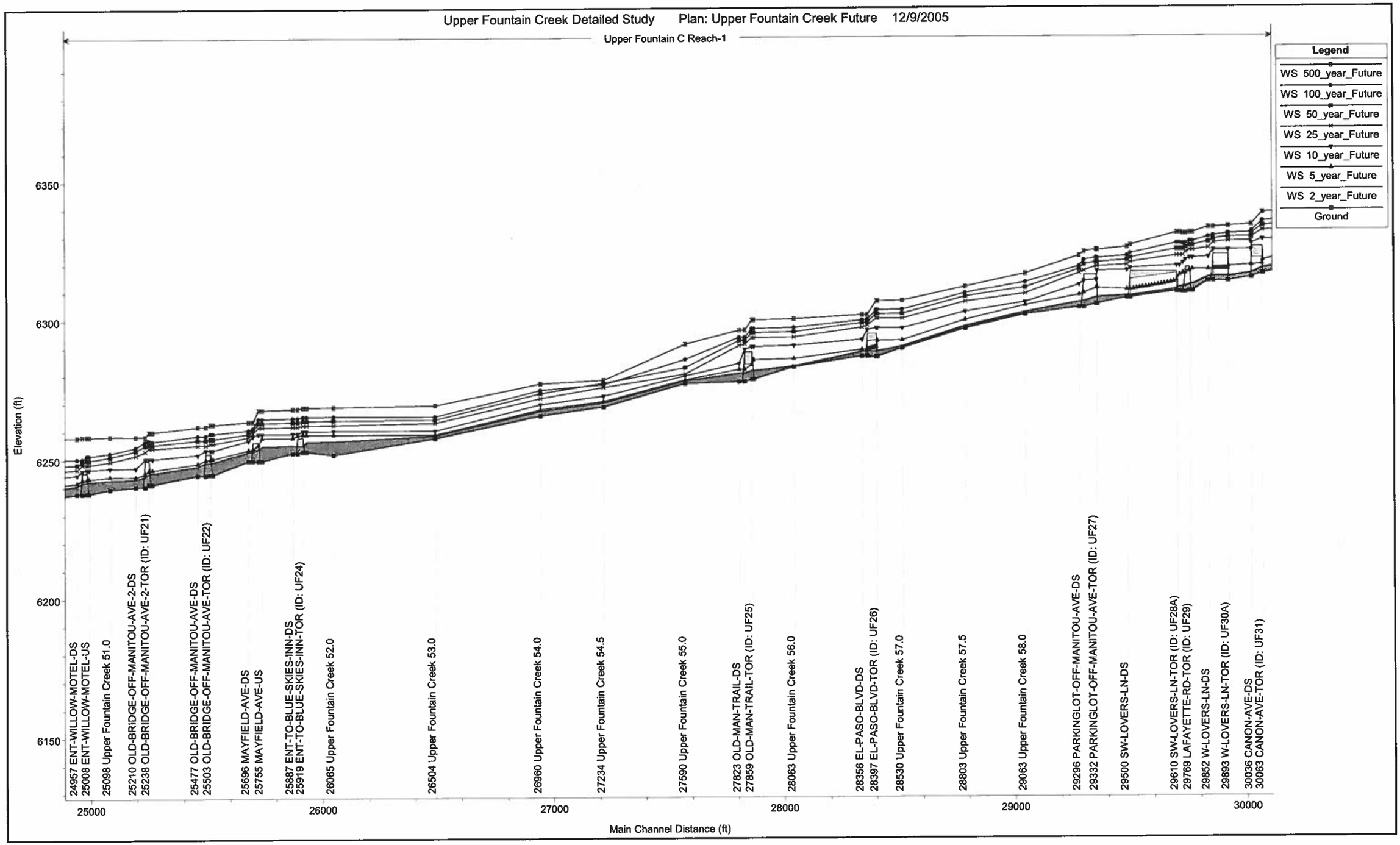
Upper Fountain Creek Detailed Study Plan: Upper Fountain Creek Future 12/9/2005
Upper Fountain C Reach-1
Legend
WS 500_year_Future
WS 100_year_Future
WS 50_year_Future
WS 25_year_Future
WS 10_year_Future
WS 5_year_Future
WS 2_year_Future
Ground
Elevation (ft)
6350
6300
6250
6200
6150
24957 ENT-WILLOW-MOTEL-DS
25008 ENT-WILLOW-MOTEL-US
25098 Upper Fountain Creek 51.0
25210 OLD-BRIDGE-OFF-MANITOU-AVE-2-DS
25238 OLD-BRIDGE-OFF-MANITOU-AVE-2-TOR (ID: UF21)
25477 OLD-BRIDGE-OFF-MANITOU-AVE-DS
25503 OLD-BRIDGE-OFF-MANITOU-AVE-TOR (ID: UF22)
25696 MAYFIELD-AVE-DS
25755 MAYFIELD-AVE-US
25887 ENT-TO-BLUE-SKIES-INN-DS
25919 ENT-TO-BLUE-SKIES-INN-TOR (ID: UF24)
26065 Upper Fountain Creek 52.0
26504 Upper Fountain Creek 53.0
26960 Upper Fountain Creek 54.0
27234 Upper Fountain Creek 54.5
27590 Upper Fountain Creek 55.0
27823 OLD-MAN-TRAIL-DS
27859 OLD-MAN-TRAIL-TOR (ID: UF25)
28063 Upper Fountain Creek 56.0
28356 EL-PASO-BLVD-DS
28397 EL-PASO-BLVD-TOR (ID: UF26)
28530 Upper Fountain Creek 57.0
28803 Upper Fountain Creek 57.5
29063 Upper Fountain Creek 58.0
29296 PARKINGLOT-OFF-MANITOU-AVE-DS
29332 PARKINGLOT-OFF-MANITOU-AVE-TOR (ID: UF27)
29500 SW-LOVERS-LN-DS
29610 SW-LOVERS-LN-TOR (ID: UF28A)
29769 LAFAYETTE-RD-TOR (ID: UF29)
29852 W-LOVERS-LN-DS
29893 W-LOVERS-LN-TOR (ID: UF30A)
30036 CANON-AVE-DS
30063 CANON-AVE-TOR (ID: UF31)
25000
26000
27000
28000
29000
30000
Main Channel Distance (ft)

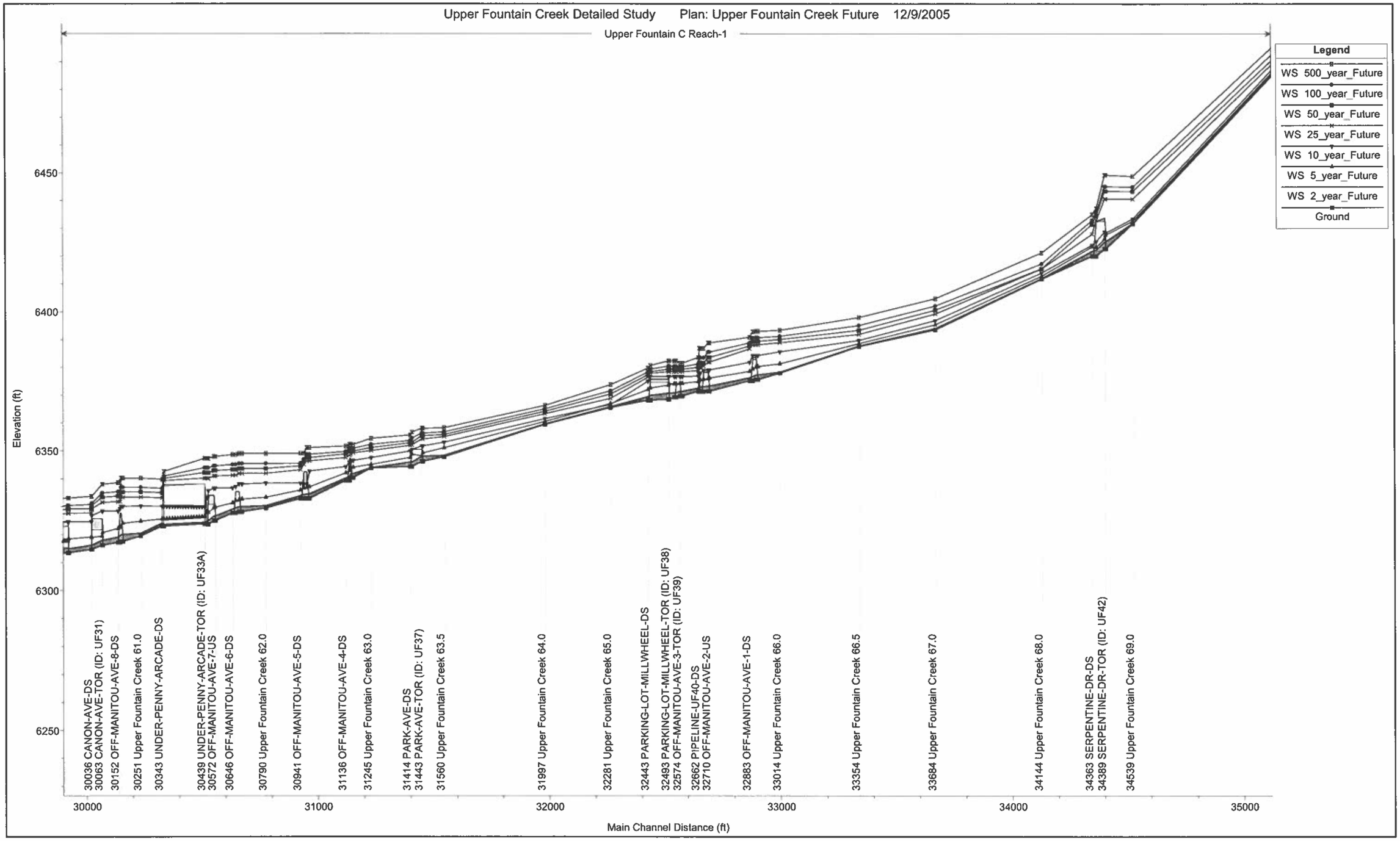
Upper Fountain Creek Detailed Study Plan: Upper Fountain Creek Future 12/9/2005
Upper Fountain C Reach-1
Legend
WS 500_year_Future
WS 100_year_Future
WS 50_year_Future
WS 25_year_Future
WS 10_year_Future
WS 5_year_Future
WS 2_year_Future
Ground
Elevation (ft)
6450
6400
6350
6300
6250
30036 CANON-AVE-DS
30063 CANON-AVE-TOR (ID: UF31)
30152 OFF-MANITOU-AVE-8-DS
30251 Upper Fountain Creek 61.0
30343 UNDER-PENNY-ARCADE-DS
30439 UNDER-PENNY-ARCADE-TOR (ID: UF33A)
30572 OFF-MANITOU-AVE-7-US
30646 OFF-MANITOU-AVE-6-DS
30790 Upper Fountain Creek 62.0
30941 OFF-MANITOU-AVE-5-DS
31136 OFF-MANITOU-AVE-4-DS
31245 Upper Fountain Creek 63.0
31414 PARK-AVE-DS
31443 PARK-AVE-TOR (ID: UF37)
31560 Upper Fountain Creek 63.5
31997 Upper Fountain Creek 64.0
32281 Upper Fountain Creek 65.0
32443 PARKING-LOT-MILLWHEEL-DS
32493 PARKING-LOT-MILLWHEEL-TOR (ID: UF38)
32574 OFF-MANITOU-AVE-3-TOR (ID: UF39)
32662 PIPELINE-UF40-DS
32710 OFF-MANITOU-AVE-2-US
32883 OFF-MANITOU-AVE-1-DS
33014 Upper Fountain Creek 66.0
33354 Upper Fountain Creek 66.5
33684 Upper Fountain Creek 67.0
34144 Upper Fountain Creek 68.0
34363 SERPENTINE-DR-DS
34389 SERPENTINE-DR-TOR (ID: UF42)
34539 Upper Fountain Creek 69.0
30000
31000
32000
33000
34000
35000
Main Channel Distance (ft)

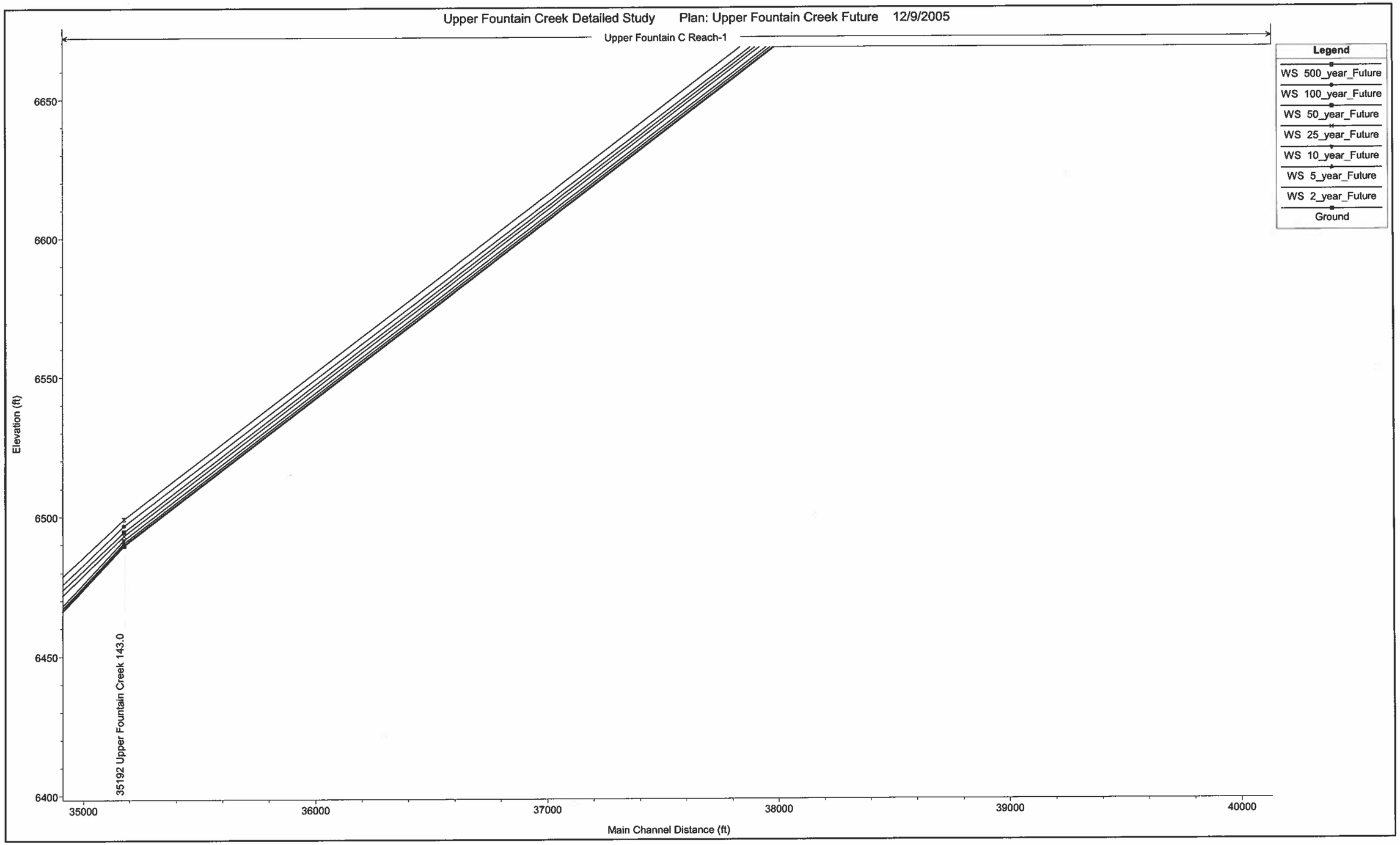
Upper Fountain Creek Detailed Study Plan: Upper Fountain Creek Future 12/9/2005
Upper Fountain C Reach-1
Legend
WS 500_year_Future
WS 100_year_Future
WS 50_year_Future
WS 25_year_Future
WS 10_year_Future
WS 5_year_Future
WS 2_year_Future
Ground
Elevation (ft)
6650
6600
6550
6500
6450
6400
35192 Upper Fountain Creek 143.0
35000
36000
37000
38000
39000
40000
Main Channel Distance (ft)


Upper Fountain Creek Detailed Study Plan: Upper Fountain Creek Future 12/9/2005
Upper Fountain C Reach-1
Legend
WS 500_year_Future
WS 100_year_Future
WS 50_year_Future
WS 25_year_Future
WS 10_year_Future
WS 5_year_Future
WS 2_year_Future
Ground
Elevation (ft)
6900
6850
6800
6750
6700
6650
39545 Upper Fountain Creek 144.0
38000
39000
40000
41000
42000
43000
Main Channel Distance (ft)

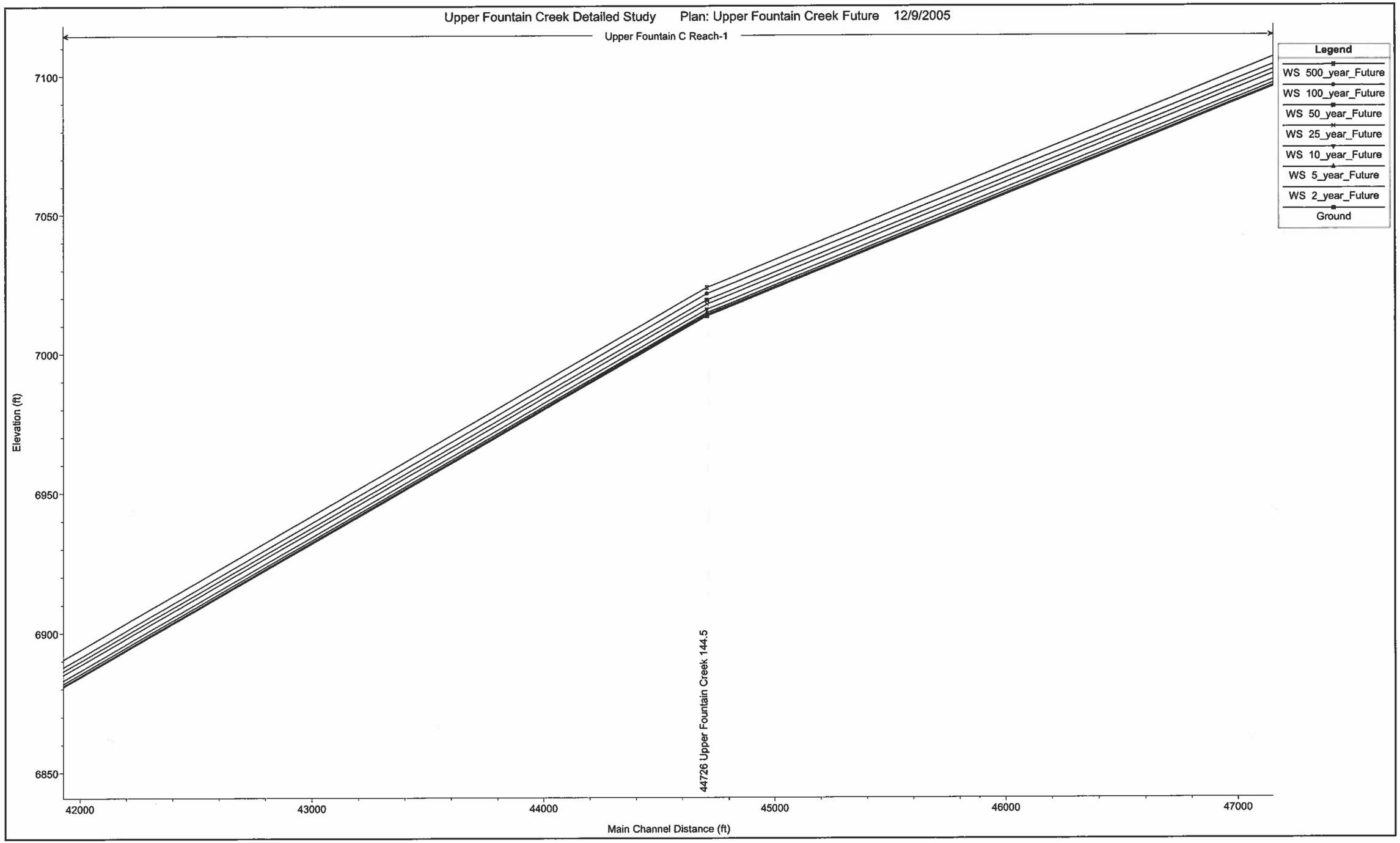
Upper Fountain Creek Detailed Study Plan: Upper Fountain Creek Future 12/9/2005
Upper Fountain C Reach-1
Legend
WS 500_year_Future
WS 100_year_Future
WS 50_year_Future
WS 25_year_Future
WS 10_year_Future
WS 5_year_Future
WS 2_year_Future
Ground
Elevation (ft)
7100
7050
7000
6950
6900
6850
44726 Upper Fountain Creek 144.5
42000
43000
44000
45000
46000
47000
Main Channel Distance (ft)


Upper Fountain Creek Detailed Study Plan: Upper Fountain Creek Future 12/9/2005
Upper Fountain C Reach-1
Legend
WS 500_year_Future
WS 100_year_Future
WS 50_year_Future
WS 25_year_Future
WS 10_year_Future
WS 5_year_Future
WS 2_year_Future
Ground
Elevation (ft)
7300
7250
7200
7150
7100
7050
50174 Upper Fountain Creek 145.0
47000
48000
49000
50000
51000
52000
Main Channel Distance (ft)

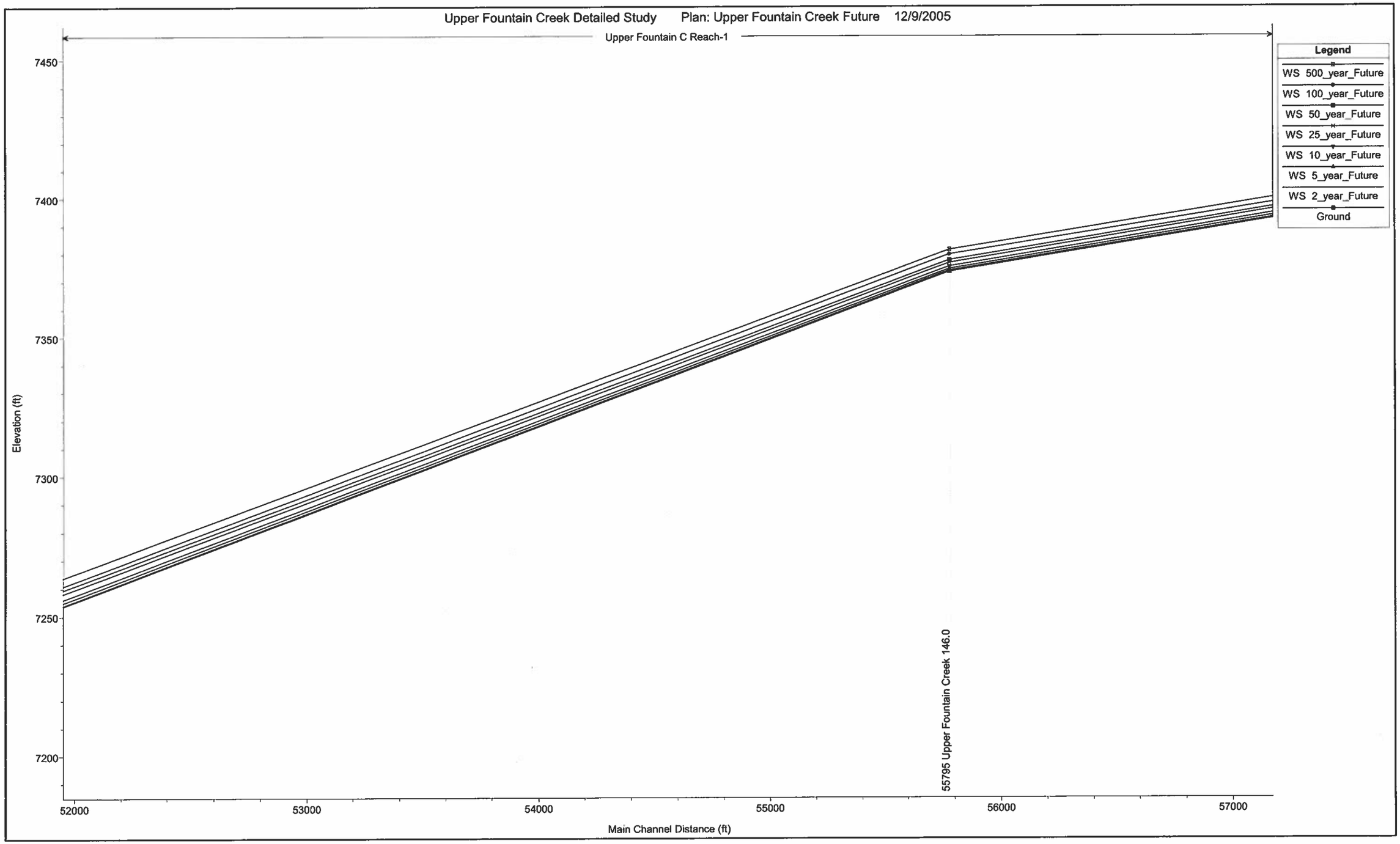
Upper Fountain Creek Detailed Study Plan: Upper Fountain Creek Future 12/9/2005
Upper Fountain C Reach-1
Legend
WS 500_year_Future
WS 100_year_Future
WS 50_year_Future
WS 25_year_Future
WS 10_year_Future
WS 5_year_Future
WS 2_year_Future
Ground
Elevation (ft)
7450
7400
7350
7300
7250
7200
55795 Upper Fountain Creek 146.0
52000
53000
54000
55000
56000
57000
Main Channel Distance (ft)

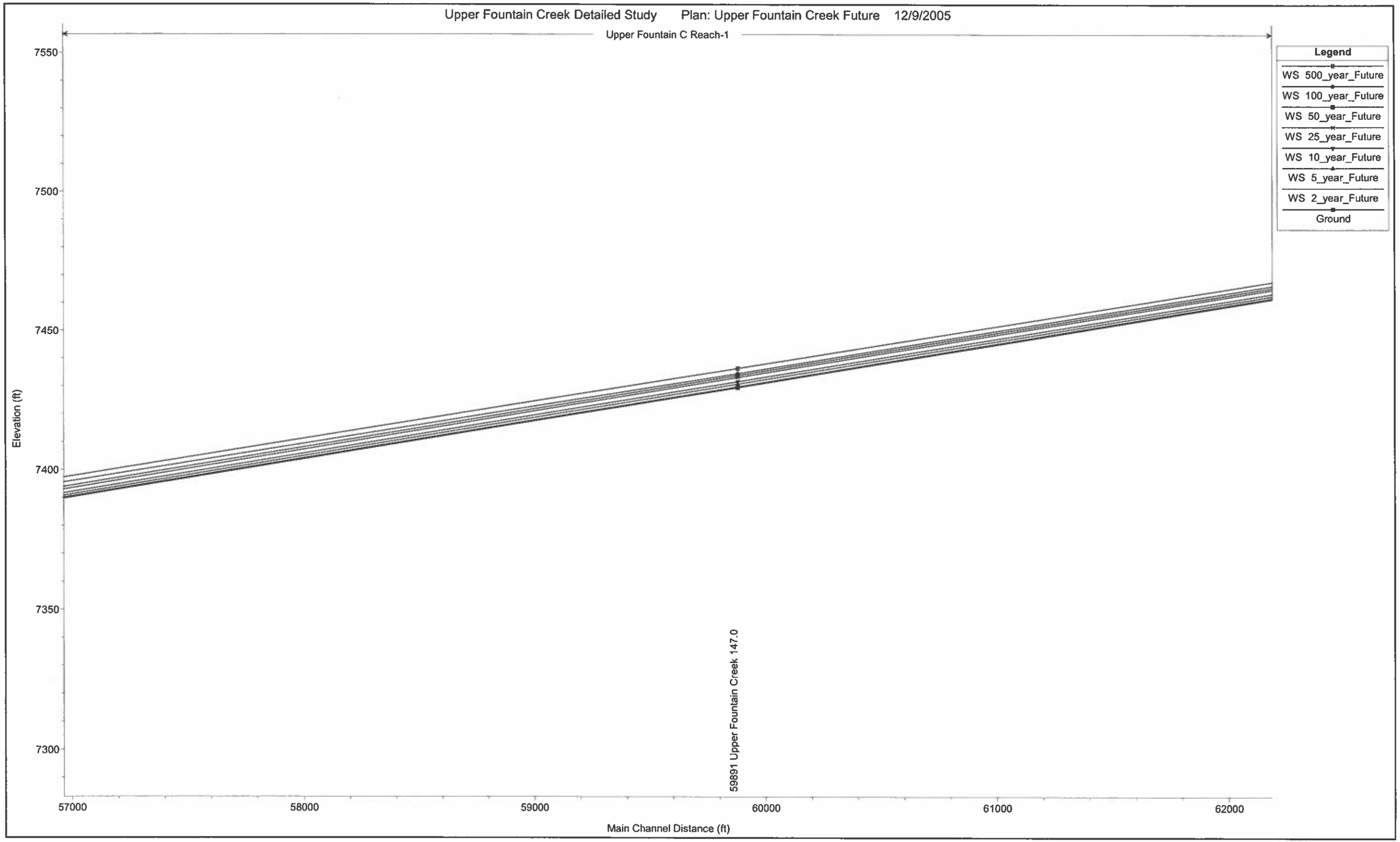
Upper Fountain Creek Detailed Study Plan: Upper Fountain Creek Future 12/9/2005
Upper Fountain C Reach-1
Legend
WS 500_year_Future
WS 100_year_Future
WS 50_year_Future
WS 25_year_Future
WS 10_year_Future
WS 5_year_Future
WS 2_year_Future
Ground
Elevation (ft)
7550
7500
7450
7400
7350
7300
59891 Upper Fountain Creek 147.0
57000
58000
59000
60000
61000
62000
Main Channel Distance (ft)

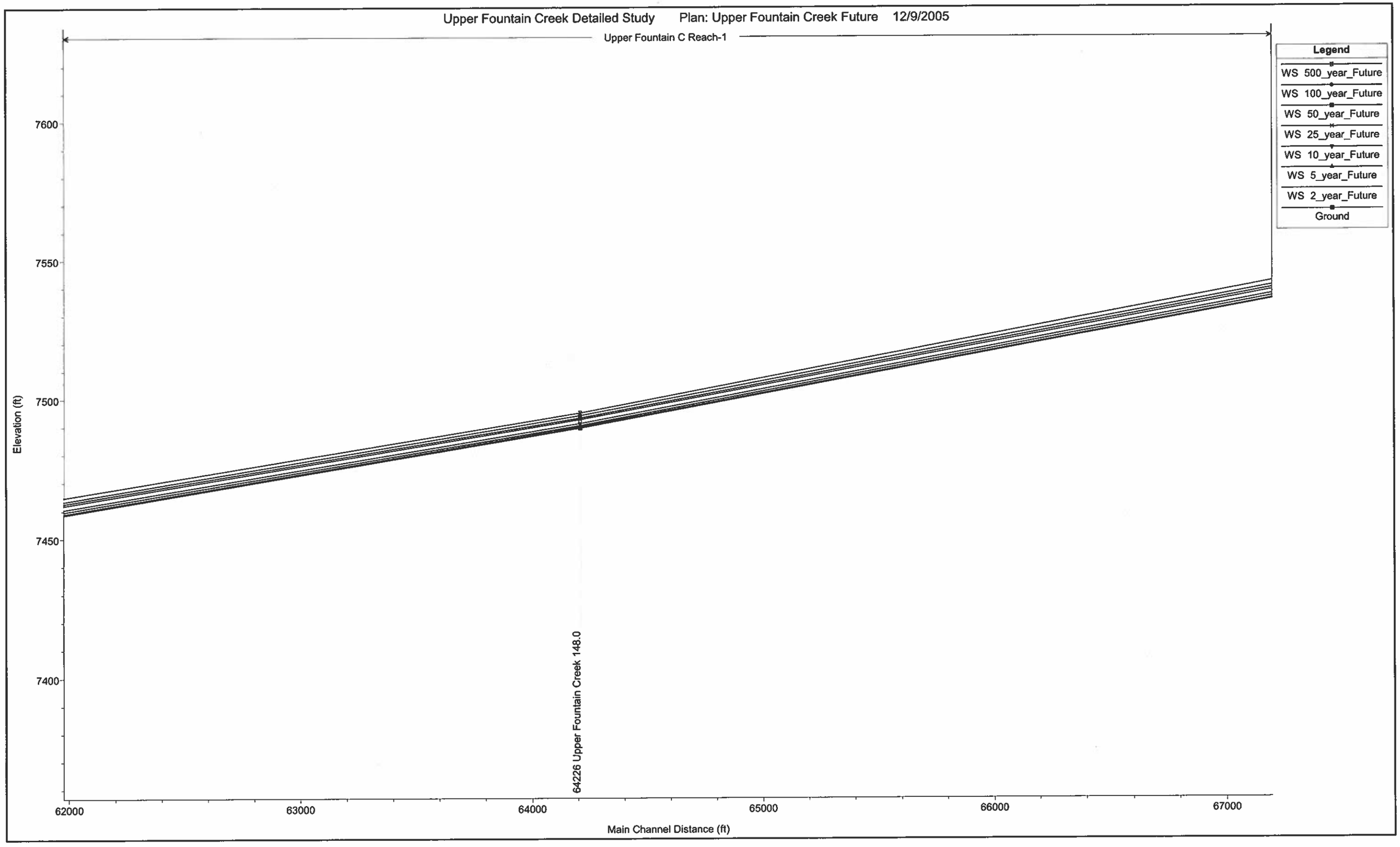
Upper Fountain Creek Detailed Study Plan: Upper Fountain Creek Future 12/9/2005
Upper Fountain C Reach-1
Legend
WS 500_year_Future
WS 100_year_Future
WS 50_year_Future
WS 25_year_Future
WS 10_year_Future
WS 5_year_Future
WS 2_year_Future
Ground
Elevation (ft)
7600
7550
7500
7450
7400
64226 Upper Fountain Creek 148.0
62000
63000
64000
65000
66000
67000
Main Channel Distance (ft)

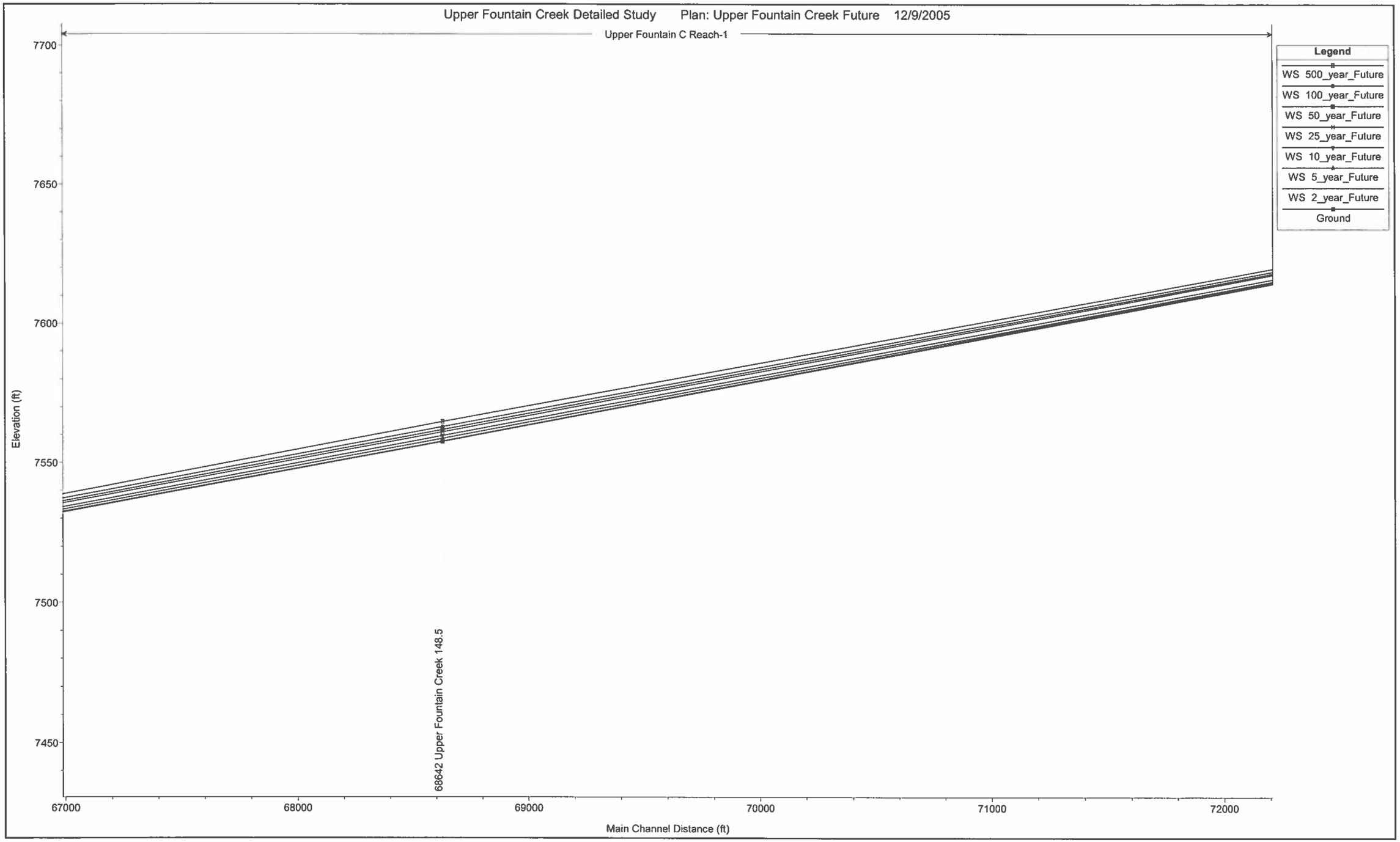
Upper Fountain Creek Detailed Study Plan: Upper Fountain Creek Future 12/9/2005
Upper Fountain C Reach-1
Legend
WS 500_year_Future
WS 100_year_Future
WS 50_year_Future
WS 25_year_Future
WS 10_year_Future
WS 5_year_Future
WS 2_year_Future
Ground
Elevation (ft)
7700
7650
7600
7550
7500
7450
68642 Upper Fountain Creek 148.5
67000
68000
69000
70000
71000
72000
Main Channel Distance (ft)


Upper Fountain Creek Detailed Study Plan: Upper Fountain Creek Future 12/9/2005
Upper Fountain C Reach-1
Legend
WS 500_year_Future
WS 100_year_Future
WS 50_year_Future
WS 25_year_Future
WS 10_year_Future
WS 5_year_Future
WS 2_year_Future
Ground
Elevation (ft)
7750
7700
7650
7600
7550
72559 Upper Fountain Creek 149.0
74994 Upper Fountain Creek 150.0
75203 EL-PASO-AVE-2-DS
75251 EL-PASO-AVE-2-US
75425 Upper Fountain Creek 151.0
75885 Upper Fountain Creek 152.0
76381 Upper Fountain Creek 153.0
76571 EL-PASO-AVE-DS
76626 EL-PASO-AVE-US
76746 Upper Fountain Creek 153.5
72000
73000
74000
75000
76000
Main Channel Distance (ft)

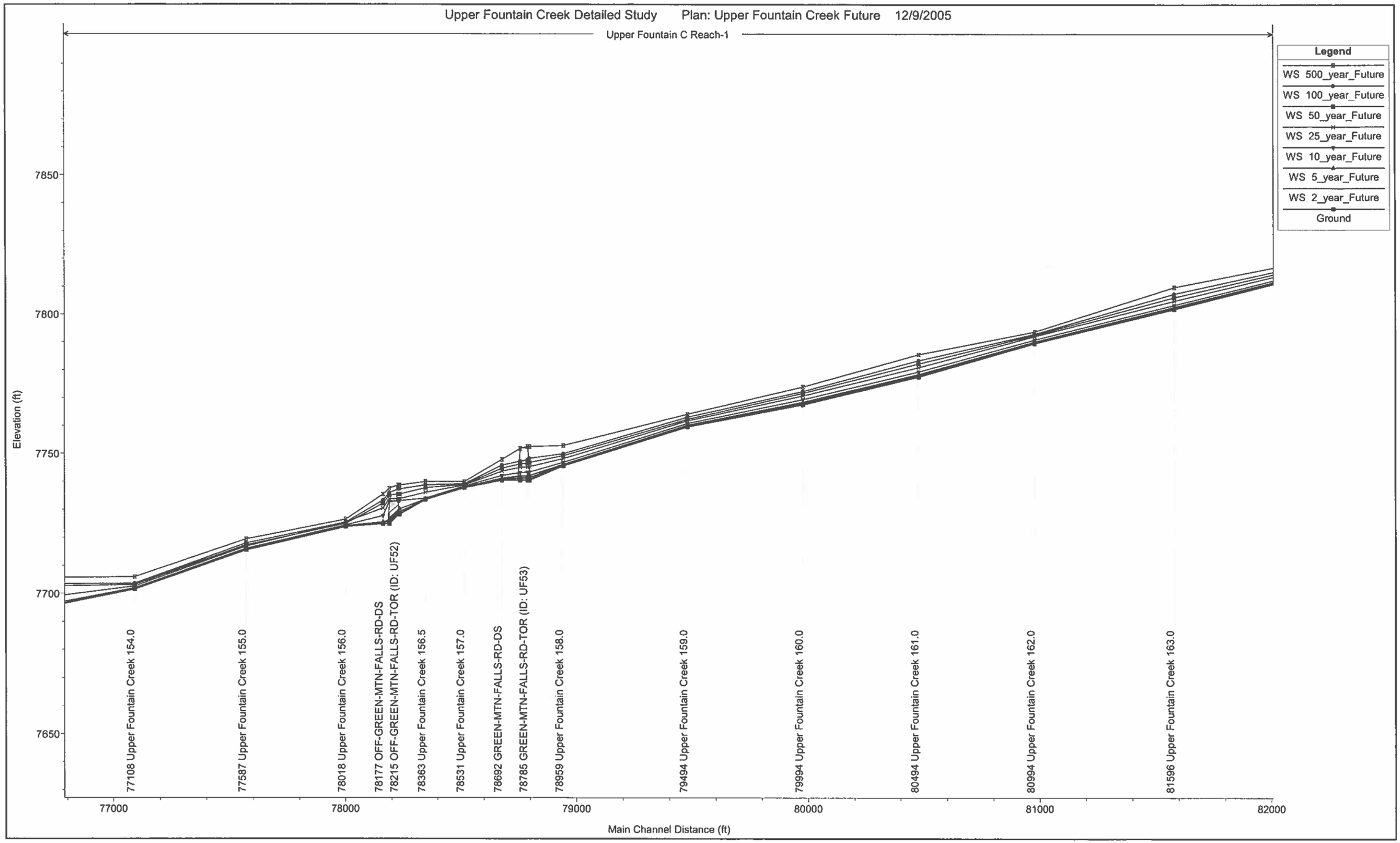
Upper Fountain Creek Detailed Study Plan: Upper Fountain Creek Future 12/9/2005
Upper Fountain C Reach-1
Legend
WS 500_year_Future
WS 100_year_Future
WS 50_year_Future
WS 25_year_Future
WS 10_year_Future
WS 5_year_Future
WS 2_year_Future
Ground
Elevation (ft)
7850
7800
7750
7700
7650
77108 Upper Fountain Creek 154.0
77587 Upper Fountain Creek 155.0
78018 Upper Fountain Creek 156.0
78177 OFF-GREEN-MTN-FALLS-RD-DS
78215 OFF-GREEN-MTN-FALLS-RD-TOR (ID: UF52)
78363 Upper Fountain Creek 156.5
78531 Upper Fountain Creek 157.0
78692 GREEN-MTN-FALLS-RD-DS
78785 GREEN-MTN-FALLS-RD-TOR (ID: UF53)
78959 Upper Fountain Creek 158.0
79494 Upper Fountain Creek 159.0
79994 Upper Fountain Creek 160.0
80494 Upper Fountain Creek 161.0
80994 Upper Fountain Creek 162.0
81596 Upper Fountain Creek 163.0
77000
78000
79000
80000
81000
82000
Main Channel Distance (ft)

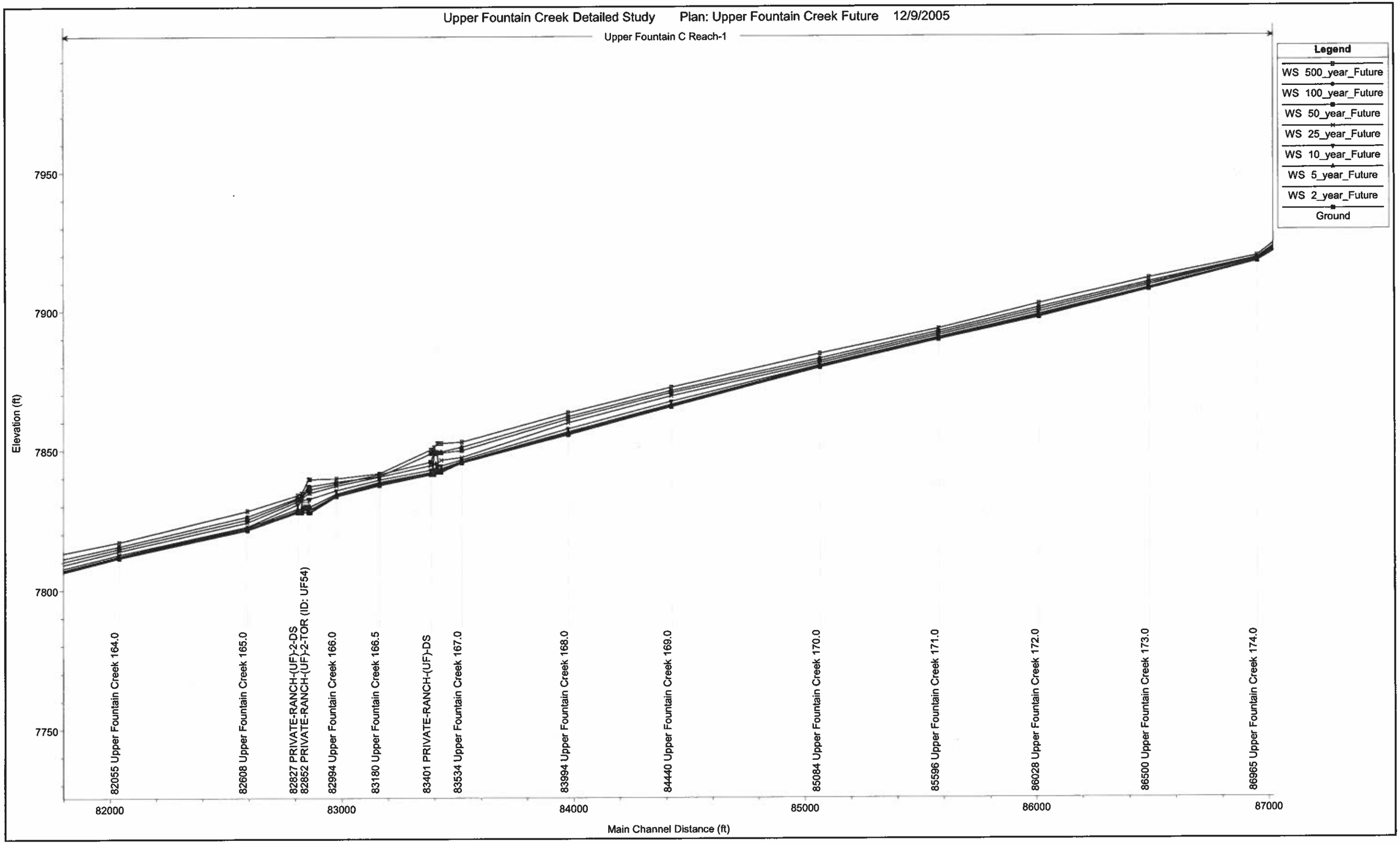
Upper Fountain Creek Detailed Study Plan: Upper Fountain Creek Future 12/9/2005
Upper Fountain C Reach-1
Legend
WS 500_year_Future
WS 100_year_Future
WS 50_year_Future
WS 25_year_Future
WS 10_year_Future
WS 5_year_Future
WS 2_year_Future
Ground
Elevation (ft)
7950
7900
7850
7800
7750
82055 Upper Fountain Creek 164.0
82608 Upper Fountain Creek 165.0
82827 PRIVATE-RANCH-(UF)-2-DS
82852 PRIVATE-RANCH-(UF)-2-TOR (ID: UF54)
82994 Upper Fountain Creek 166.0
83180 Upper Fountain Creek 166.5
83401 PRIVATE-RANCH-(UF)-DS
83534 Upper Fountain Creek 167.0
83994 Upper Fountain Creek 168.0
84440 Upper Fountain Creek 169.0
85084 Upper Fountain Creek 170.0
85596 Upper Fountain Creek 171.0
86028 Upper Fountain Creek 172.0
86500 Upper Fountain Creek 173.0
86965 Upper Fountain Creek 174.0
82000
83000
84000
85000
86000
87000
Main Channel Distance (ft)


Upper Fountain Creek Detailed Study Plan: Upper Fountain Creek Future 12/9/2005
Upper Fountain C Reach-1
Legend
WS 500_year_Future
WS 100_year_Future
WS 50_year_Future
WS 25_year_Future
WS 10_year_Future
WS 5_year_Future
WS 2_year_Future
Ground
Elevation (ft)
8100
8050
8000
7950
7900
7850
86965 Upper Fountain Creek 174....
87162 CREEKSIDE-DR-DS
87220 CREEKSIDE-DR-TOR (ID: UF56)
87424 CRYSTOLA-CANYON-RD-DS
87453 CRYSTOLA-CANYON-RD-TOR (ID: UF57)
87627 Upper Fountain Creek 175.0
88047 Upper Fountain Creek 176.0
88548 Upper Fountain Creek 177.0
88887 Upper Fountain Creek 178.0
89345 Upper Fountain Creek 179.0
89780 Upper Fountain Creek 180.0
90246 Upper Fountain Creek 181.0
90459 OFF-WOODLAND-AVE-2-DS
90504 OFF-WOODLAND-AVE-2-US
90689 OFF-WOODLAND-AVE-DS
90715 OFF-WOODLAND-AVE-TOR (ID: UF59)
90892 Upper Fountain Creek 182.0
91350 Upper Fountain Creek 183.0
91788 Upper Fountain Creek 184.0
87000
88000
89000
90000
91000
92000
Main Channel Distance (ft)

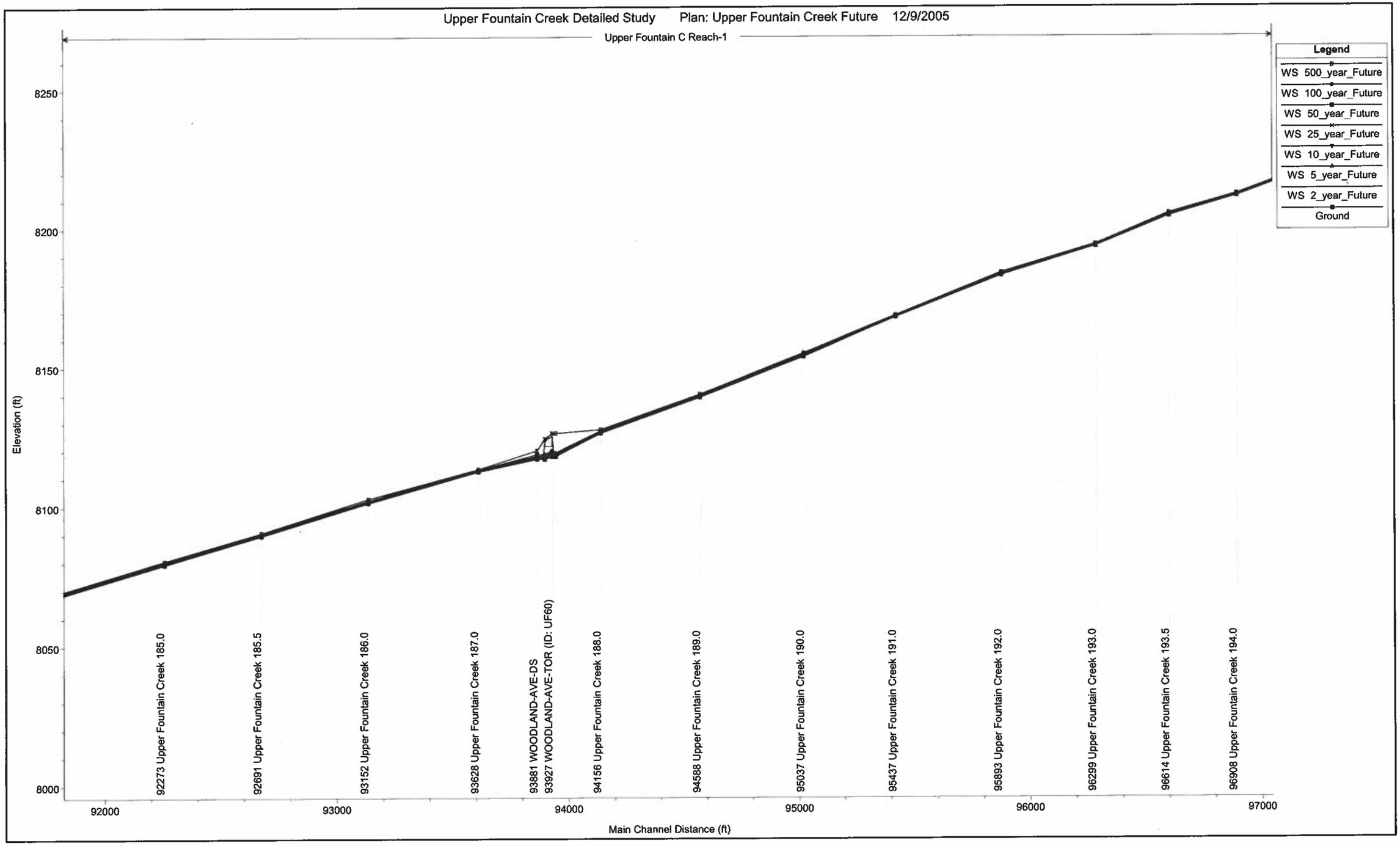
Upper Fountain Creek Detailed Study Plan: Upper Fountain Creek Future 12/9/2005
Upper Fountain C Reach-1
Legend
WS 500_year_Future
WS 100_year_Future
WS 50_year_Future
WS 25_year_Future
WS 10_year_Future
WS 5_year_Future
WS 2_year_Future
Ground
Elevation (ft)
8250
8200
8150
8100
8050
8000
92273 Upper Fountain Creek 185.0
92691 Upper Fountain Creek 185.5
93152 Upper Fountain Creek 186.0
93628 Upper Fountain Creek 187.0
93881 WOODLAND-AVE-DS
93927 WOODLAND-AVE-TOR (ID: UF60)
94156 Upper Fountain Creek 188.0
94588 Upper Fountain Creek 189.0
95037 Upper Fountain Creek 190.0
95437 Upper Fountain Creek 191.0
95893 Upper Fountain Creek 192.0
96299 Upper Fountain Creek 193.0
96614 Upper Fountain Creek 193.5
96908 Upper Fountain Creek 194.0
92000
93000
94000
95000
96000
97000
Main Channel Distance (ft)

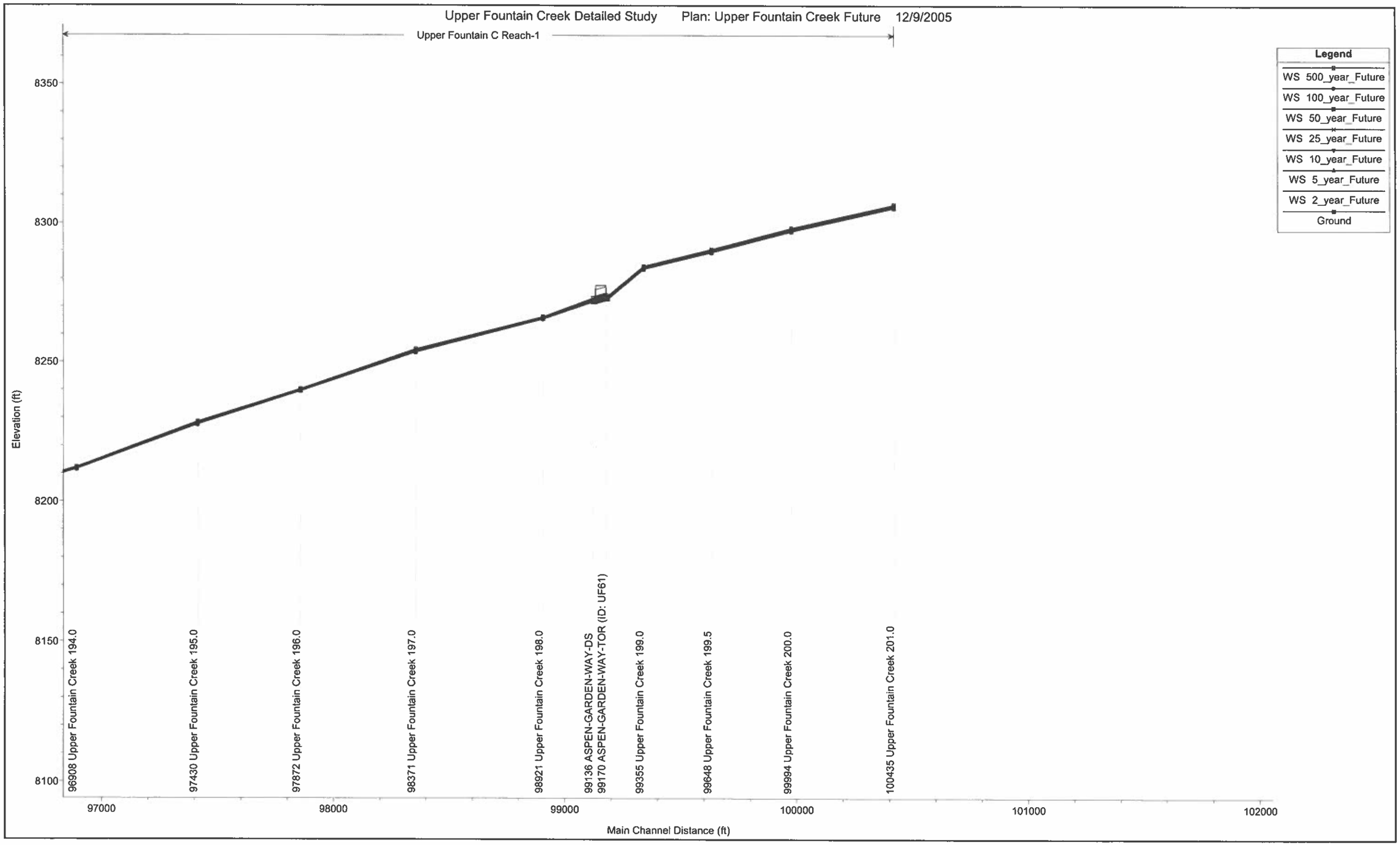
Upper Fountain Creek Detailed Study
Plan: Upper Fountain Creek Future
12/9/2005
Upper Fountain C Reach-1
Legend
WS 500_year_Future
WS 100_year_Future
WS 50_year_Future
WS 25_year_Future
WS 10_year_Future
WS 5_year_Future
WS 2_year_Future
Ground
Elevation (ft)
8350
8300
8250
8200
8150
8100
96908 Upper Fountain Creek 194.0
97430 Upper Fountain Creek 195.0
97872 Upper Fountain Creek 196.0
98371 Upper Fountain Creek 197.0
98921 Upper Fountain Creek 198.0
99136 ASPEN-GARDEN-WAY-DS
99170 ASPEN-GARDEN-WAY-TOR (ID: UF61)
99355 Upper Fountain Creek 199.0
99648 Upper Fountain Creek 199.5
99994 Upper Fountain Creek 200.0
100435 Upper Fountain Creek 201.0
97000
98000
99000
100000
101000
102000
Main Channel Distance (ft)

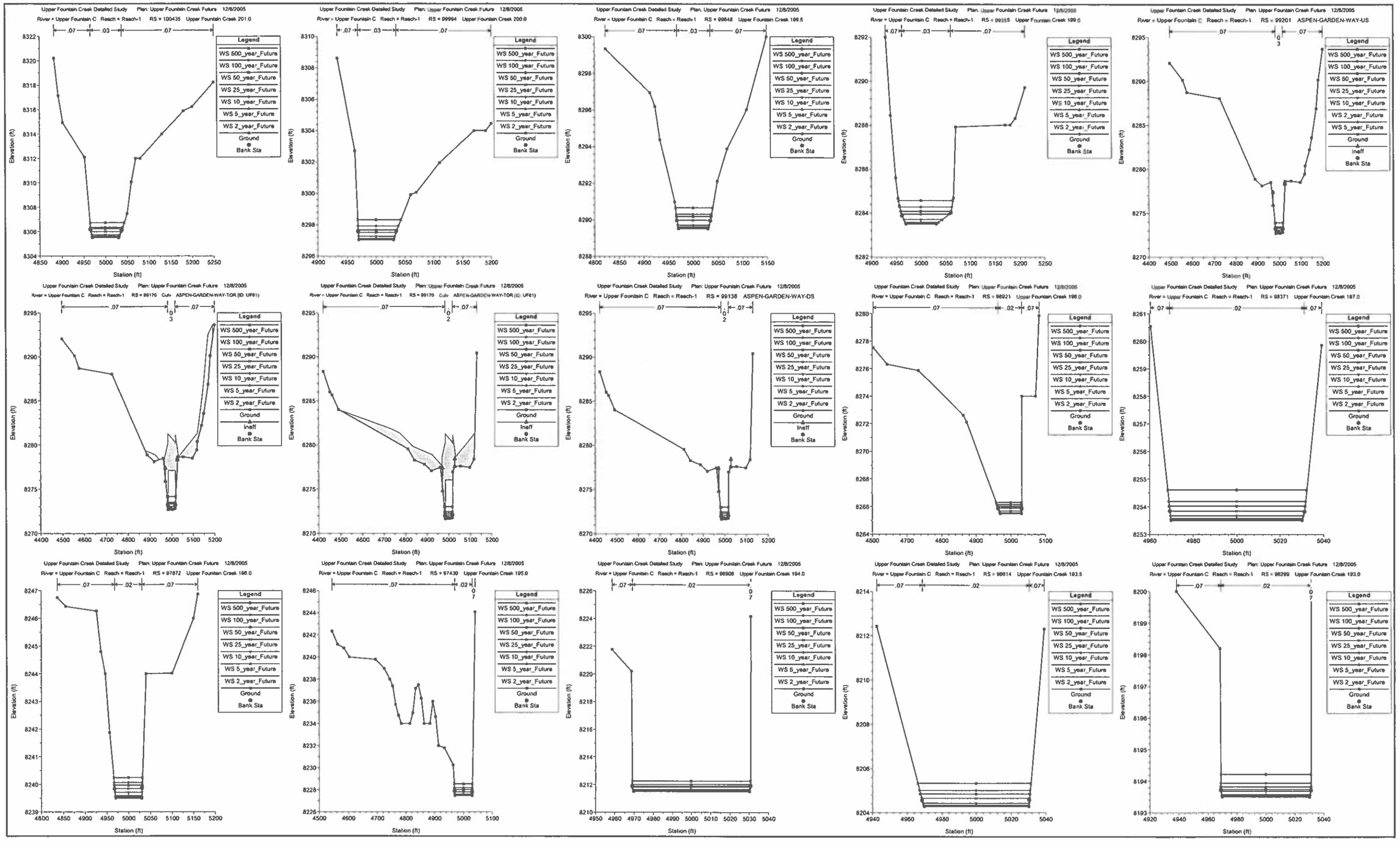
Upper Fountain Creek Detailed Study Plan: Upper Fountain Creek Future 12/8/2005
River = Upper Fountain C Reach = Reach-1 RS = 100435 Upper Fountain Creek 201.0
River = Upper Fountain C Reach = Reach-1 RS = 99994 Upper Fountain Creek 200.0
River = Upper Fountain C Reach = Reach-1 RS = 99648 Upper Fountain Creek 199.5
River = Upper Fountain C Reach = Reach-1 RS = 99355 Upper Fountain Creek 199.0
River = Upper Fountain C Reach = Reach-1 RS = 99201 ASPEN-GARDEN-WAY-US
River = Upper Fountain C Reach = Reach-1 RS = 99170 Culv ASPEN-GARDEN-WAY-TOR (ID: UF61)
River = Upper Fountain C Reach = Reach-1 RS = 99170 Culv ASPEN-GARDEN-WAY-TOR (ID: UF61)
River = Upper Fountain C Reach = Reach-1 RS = 99138 ASPEN-GARDEN-WAY-DS
River = Upper Fountain C Reach = Reach-1 RS = 98921 Upper Fountain Creek 198.0
River = Upper Fountain C Reach = Reach-1 RS = 98371 Upper Fountain Creek 197.0
River = Upper Fountain C Reach = Reach-1 RS = 97872 Upper Fountain Creek 196.0
River = Upper Fountain C Reach = Reach-1 RS = 97430 Upper Fountain Creek 195.0
River = Upper Fountain C Reach = Reach-1 RS = 96908 Upper Fountain Creek 194.0
River = Upper Fountain C Reach = Reach-1 RS = 96814 Upper Fountain Creek 193.5
River = Upper Fountain C Reach = Reach-1 RS = 96299 Upper Fountain Creek 193.0
Legend
WS 500_year_Future
WS 100_year_Future
WS 50_year_Future
WS 25_year_Future
WS 10_year_Future
WS 5_year_Future
WS 2_year_Future
Ground
Ineff
Bank Sta
Elevation (ft)
Station (ft)

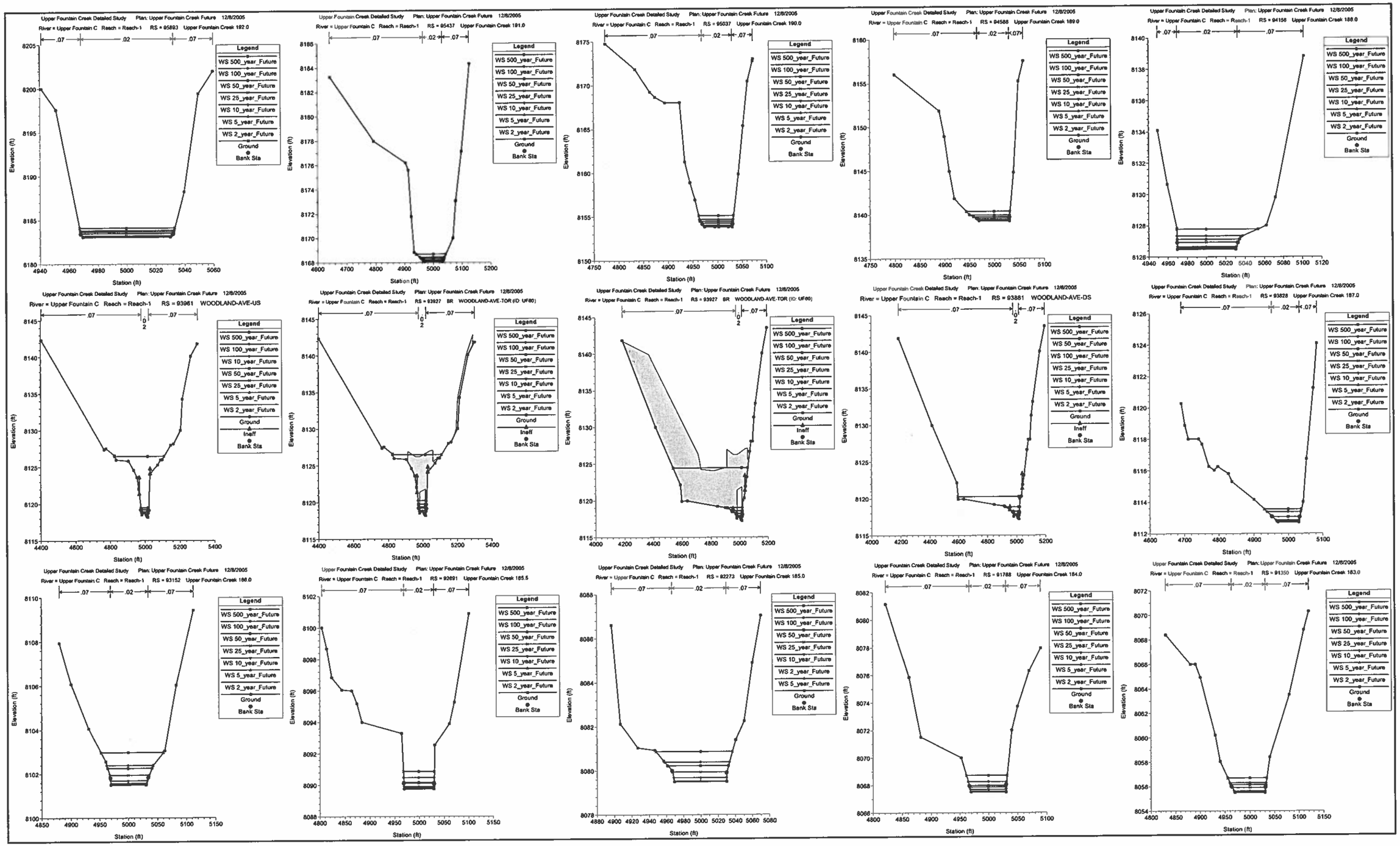
Upper Fountain Creek Detailed Study Plan: Upper Fountain Creek Future 12/8/2005
River = Upper Fountain C Reach = Reach-1 RS = 95893 Upper Fountain Creek 192.0
River = Upper Fountain C Reach = Reach-1 RS = 95437 Upper Fountain Creek 191.0
River = Upper Fountain C Reach = Reach-1 RS = 95037 Upper Fountain Creek 190.0
River = Upper Fountain C Reach = Reach-1 RS = 94588 Upper Fountain Creek 189.0
River = Upper Fountain C Reach = Reach-1 RS = 94156 Upper Fountain Creek 188.0
River = Upper Fountain C Reach = Reach-1 RS = 93961 WOODLAND-AVE-US
River = Upper Fountain C Reach = Reach-1 RS = 93927 BR WOODLAND-AVE-TOR (ID: UF60)
River = Upper Fountain C Reach = Reach-1 RS = 93881 WOODLAND-AVE-DS
River = Upper Fountain C Reach = Reach-1 RS = 93828 Upper Fountain Creek 187.0
River = Upper Fountain C Reach = Reach-1 RS = 93152 Upper Fountain Creek 186.0
River = Upper Fountain C Reach = Reach-1 RS = 92691 Upper Fountain Creek 185.5
River = Upper Fountain C Reach = Reach-1 RS = 92273 Upper Fountain Creek 185.0
River = Upper Fountain C Reach = Reach-1 RS = 91788 Upper Fountain Creek 184.0
River = Upper Fountain C Reach = Reach-1 RS = 91350 Upper Fountain Creek 183.0
Legend
WS 500_year_Future
WS 100_year_Future
WS 50_year_Future
WS 25_year_Future
WS 10_year_Future
WS 5_year_Future
WS 2_year_Future
Ground
Ineff
Bank Sta
Elevation (ft)
Station (ft)

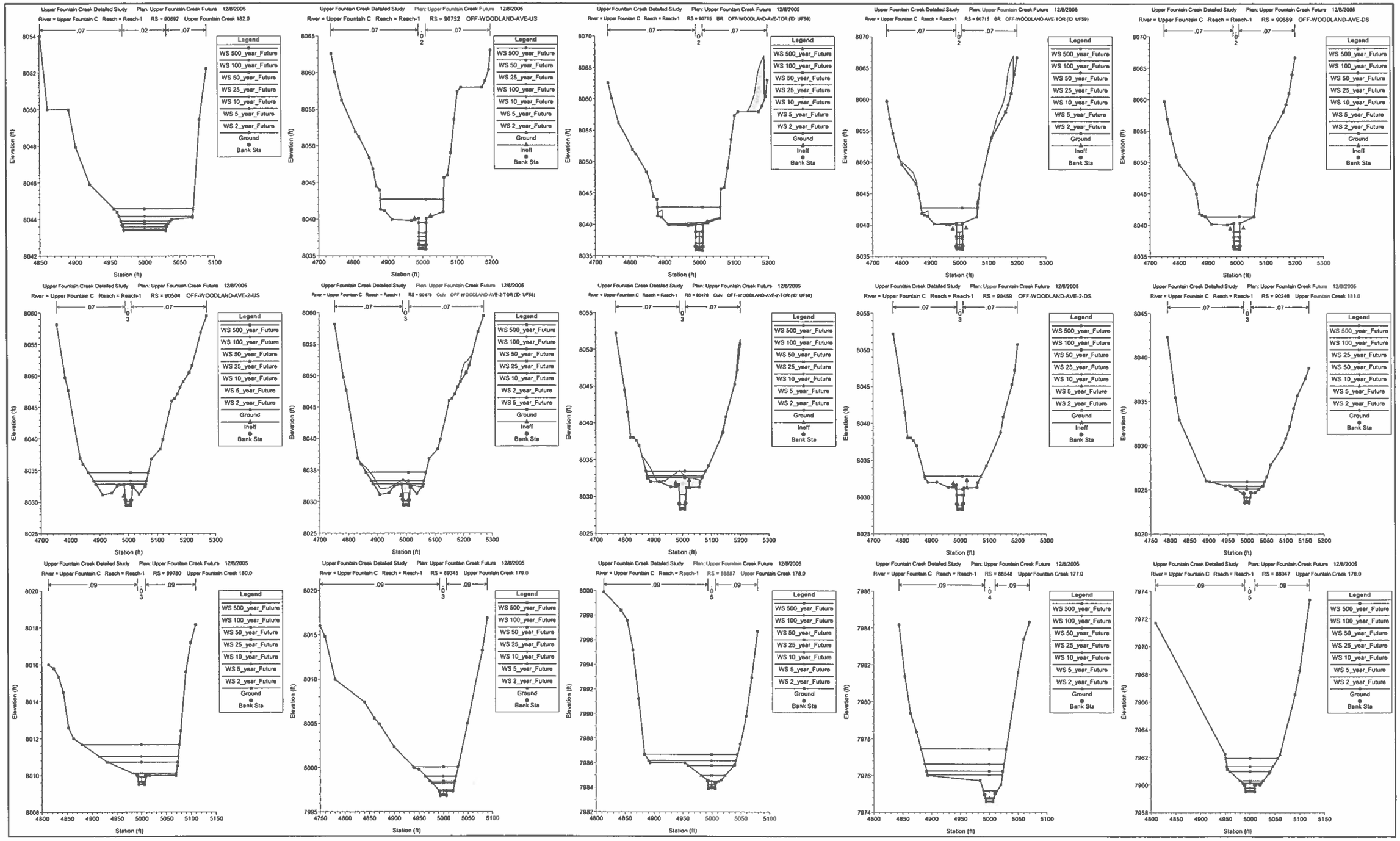
Upper Fountain Creek Detailed Study Plan: Upper Fountain Creek Future 12/8/2005
River = Upper Fountain C Reach = Reach-1 RS = 90892 Upper Fountain Creek 182.0
River = Upper Fountain C Reach = Reach-1 RS = 90752 OFF-WOODLAND-AVE-US
River = Upper Fountain C Reach = Reach-1 RS = 90715 BR OFF-WOODLAND-AVE-TOR (ID: UF58)
River = Upper Fountain C Reach = Reach-1 RS = 90715 BR OFF-WOODLAND-AVE-TOR (ID: UF59)
River = Upper Fountain C Reach = Reach-1 RS = 90689 OFF-WOODLAND-AVE-DS
River = Upper Fountain C Reach = Reach-1 RS = 90504 OFF-WOODLAND-AVE-2-US
River = Upper Fountain C Reach = Reach-1 RS = 90478 Culv OFF-WOODLAND-AVE-2-TOR (ID: UF56)
River = Upper Fountain C Reach = Reach-1 RS = 90478 Culv OFF-WOODLAND-AVE-2-TOR (ID: UF58)
River = Upper Fountain C Reach = Reach-1 RS = 90459 OFF-WOODLAND-AVE-2-DS
River = Upper Fountain C Reach = Reach-1 RS = 90248 Upper Fountain Creek 181.0
River = Upper Fountain C Reach = Reach-1 RS = 89780 Upper Fountain Creek 180.0
River = Upper Fountain C Reach = Reach-1 RS = 89345 Upper Fountain Creek 179.0
River = Upper Fountain C Reach = Reach-1 RS = 88887 Upper Fountain Creek 178.0
River = Upper Fountain C Reach = Reach-1 RS = 88548 Upper Fountain Creek 177.0
River = Upper Fountain C Reach = Reach-1 RS = 88047 Upper Fountain Creek 176.0
Legend
WS 500_year_Future
WS 100_year_Future
WS 50_year_Future
WS 25_year_Future
WS 10_year_Future
WS 5_year_Future
WS 2_year_Future
Ground
Ineff
Bank Sta
Elevation (ft)
Station (ft)

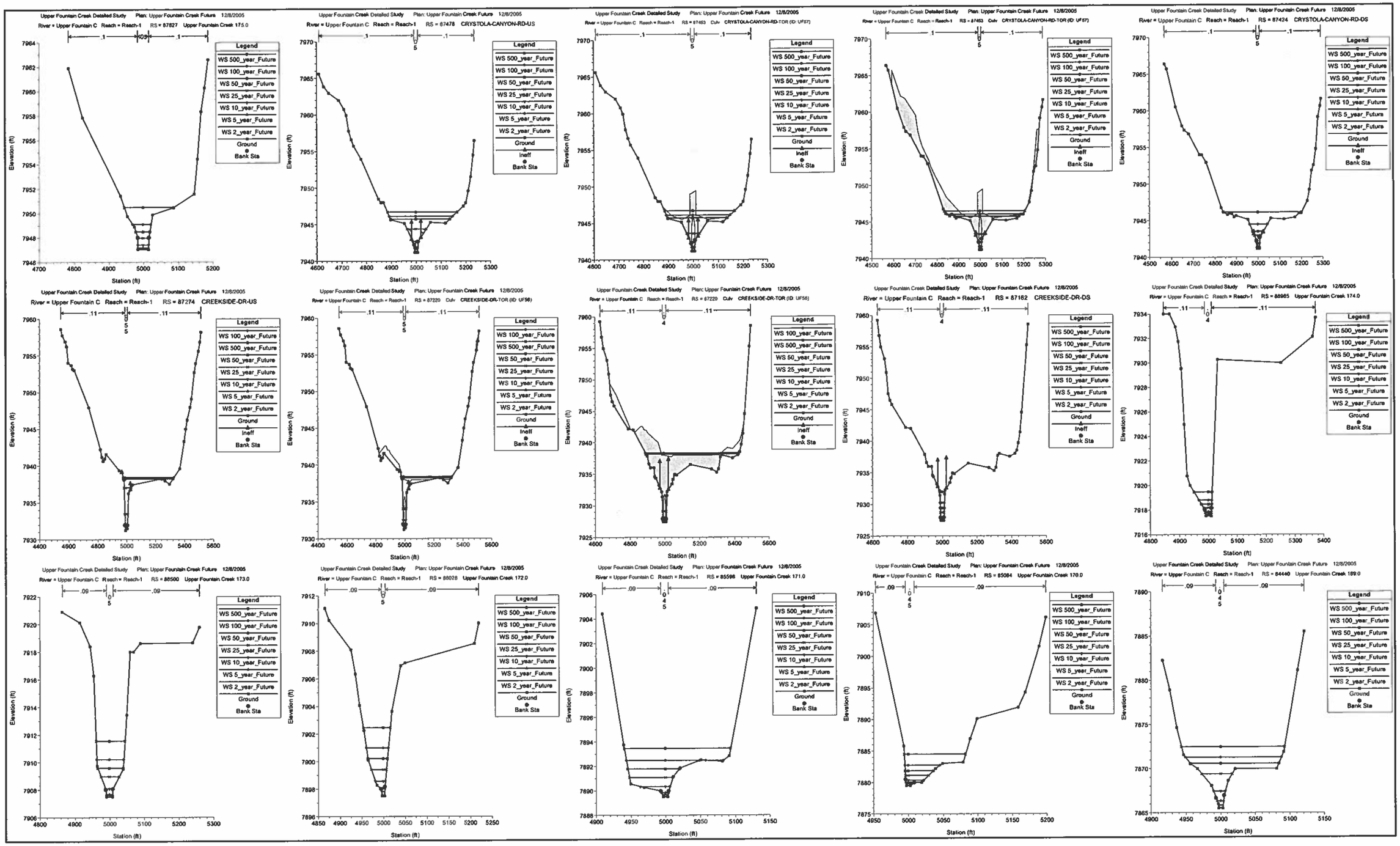
Upper Fountain Creek Detailed Study Plan: Upper Fountain Creek Future 12/8/2005
River = Upper Fountain C Reach = Reach-1 RS = 87827 Upper Fountain Creek 175.0
River = Upper Fountain C Reach = Reach-1 RS = 87478 CRYSTOLA-CANYON-RD-US
River = Upper Fountain C Reach = Reach-1 RS = 87453 Culv CRYSTOLA-CANYON-RD-TOR (ID: UF57)
River = Upper Fountain C Reach = Reach-1 RS = 87424 CRYSTOLA-CANYON-RD-DS
River = Upper Fountain C Reach = Reach-1 RS = 87274 CREEKSIDE-DR-US
River = Upper Fountain C Reach = Reach-1 RS = 87220 Culv CREEKSIDE-DR-TOR (ID: UF56)
River = Upper Fountain C Reach = Reach-1 RS = 87162 CREEKSIDE-DR-DS
River = Upper Fountain C Reach = Reach-1 RS = 86985 Upper Fountain Creek 174.0
River = Upper Fountain C Reach = Reach-1 RS = 86500 Upper Fountain Creek 173.0
River = Upper Fountain C Reach = Reach-1 RS = 86028 Upper Fountain Creek 172.0
River = Upper Fountain C Reach = Reach-1 RS = 85596 Upper Fountain Creek 171.0
River = Upper Fountain C Reach = Reach-1 RS = 85084 Upper Fountain Creek 170.0
River = Upper Fountain C Reach = Reach-1 RS = 84440 Upper Fountain Creek 169.0
Legend
WS 500_year_Future
WS 100_year_Future
WS 50_year_Future
WS 25_year_Future
WS 10_year_Future
WS 5_year_Future
WS 2_year_Future
Ground
Ineff
Bank Sta
Elevation (ft)
Station (ft)

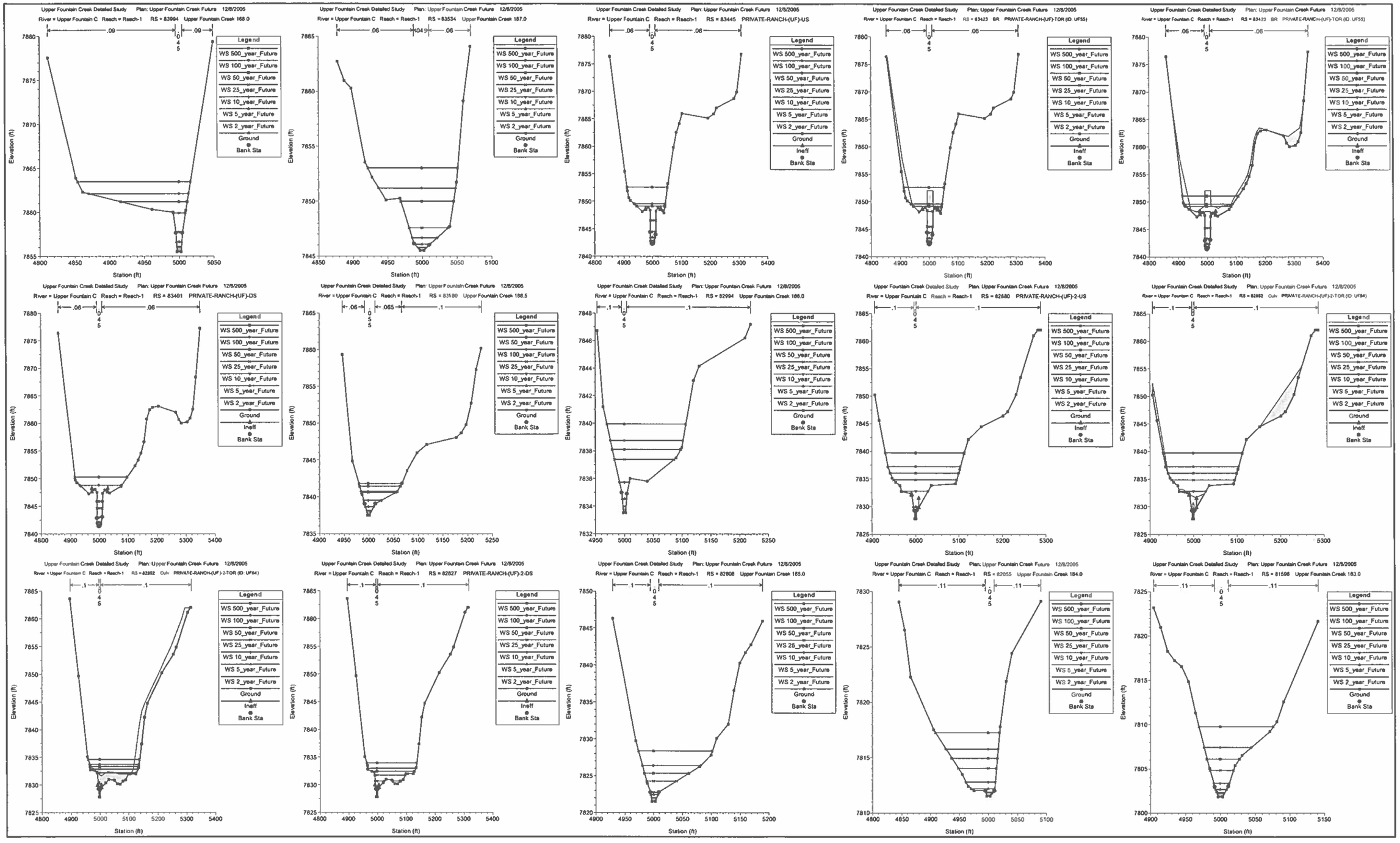
Upper Fountain Creek Detailed Study Plan: Upper Fountain Creek Future 12/8/2005
River = Upper Fountain C Reach = Reach-1 RS = 83994 Upper Fountain Creek 168.0
River = Upper Fountain C Reach = Reach-1 RS = 83534 Upper Fountain Creek 187.0
River = Upper Fountain C Reach = Reach-1 RS = 83445 PRIVATE-RANCH-(UF)-US
River = Upper Fountain C Reach = Reach-1 RS = 83423 BR PRIVATE-RANCH-(UF)-TOR (ID: UF55)
River = Upper Fountain C Reach = Reach-1 RS = 83401 PRIVATE-RANCH-(UF)-DS
River = Upper Fountain C Reach = Reach-1 RS = 83180 Upper Fountain Creek 186.5
River = Upper Fountain C Reach = Reach-1 RS = 82994 Upper Fountain Creek 186.0
River = Upper Fountain C Reach = Reach-1 RS = 82880 PRIVATE-RANCH-(UF)-2-US
River = Upper Fountain C Reach = Reach-1 RS = 82852 Culv PRIVATE-RANCH-(UF)-2-TOR (ID: UF54)
River = Upper Fountain C Reach = Reach-1 RS = 82827 PRIVATE-RANCH-(UF)-2-DS
River = Upper Fountain C Reach = Reach-1 RS = 82808 Upper Fountain Creek 185.0
River = Upper Fountain C Reach = Reach-1 RS = 82055 Upper Fountain Creek 184.0
River = Upper Fountain C Reach = Reach-1 RS = 81598 Upper Fountain Creek 183.0
Legend
WS 500_year_Future
WS 100_year_Future
WS 50_year_Future
WS 25_year_Future
WS 10_year_Future
WS 5_year_Future
WS 2_year_Future
Ground
Ineff
Bank Sta
Elevation (ft)
Station (ft)

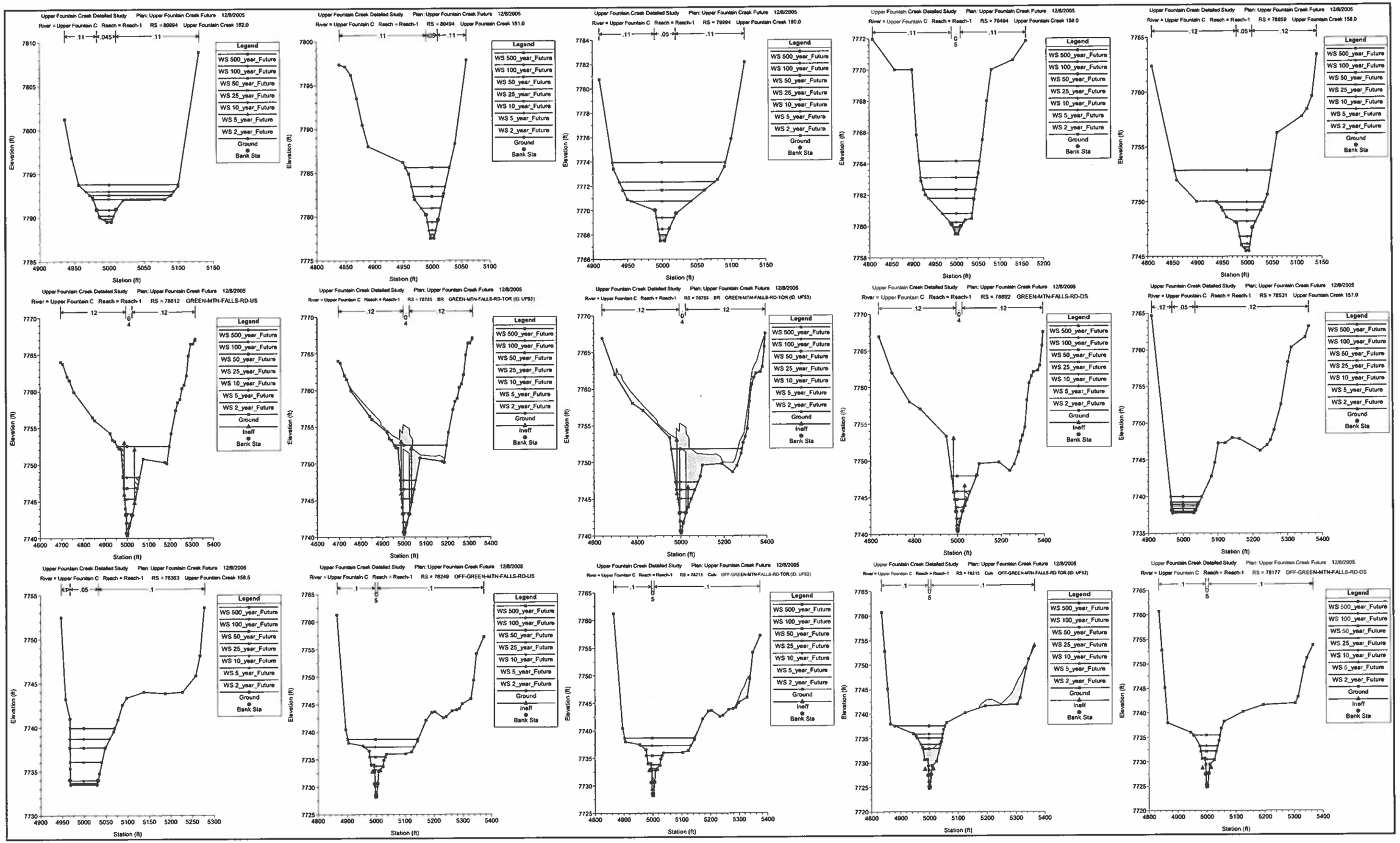
Upper Fountain Creek Detailed Study Plan: Upper Fountain Creek Future 12/8/2005
River = Upper Fountain C Reach = Reach-1 RS = 80994 Upper Fountain Creek 182.0
River = Upper Fountain C Reach = Reach-1 RS = 80494 Upper Fountain Creek 181.0
River = Upper Fountain C Reach = Reach-1 RS = 79994 Upper Fountain Creek 180.0
River = Upper Fountain C Reach = Reach-1 RS = 79494 Upper Fountain Creek 159.0
River = Upper Fountain C Reach = Reach-1 RS = 78959 Upper Fountain Creek 158.0
River = Upper Fountain C Reach = Reach-1 RS = 78812 GREEN-MTN-FALLS-RD-US
River = Upper Fountain C Reach = Reach-1 RS = 78785 BR GREEN-MTN-FALLS-RD-TOR (ID: UFS3)
River = Upper Fountain C Reach = Reach-1 RS = 78785 BR GREEN-MTN-FALLS-RD-TOR (ID: UFS3)
River = Upper Fountain C Reach = Reach-1 RS = 78892 GREEN-MTN-FALLS-RD-DS
River = Upper Fountain C Reach = Reach-1 RS = 78531 Upper Fountain Creek 157.0
River = Upper Fountain C Reach = Reach-1 RS = 78383 Upper Fountain Creek 158.5
River = Upper Fountain C Reach = Reach-1 RS = 78249 OFF-GREEN-MTN-FALLS-RD-US
River = Upper Fountain C Reach = Reach-1 RS = 78215 Culv OFF-GREEN-MTN-FALLS-RD-TOR (ID: UFS2)
River = Upper Fountain C Reach = Reach-1 RS = 78215 Culv OFF-GREEN-MTN-FALLS-RD-TOR (ID: UFS2)
River = Upper Fountain C Reach = Reach-1 RS = 78177 OFF-GREEN-MTN-FALLS-RD-DS
Elevation (ft)
Station (ft)
Legend
WS 500_year_Future
WS 100_year_Future
WS 50_year_Future
WS 25_year_Future
WS 10_year_Future
WS 5_year_Future
WS 2_year_Future
Ground
Ineff
Bank Sta

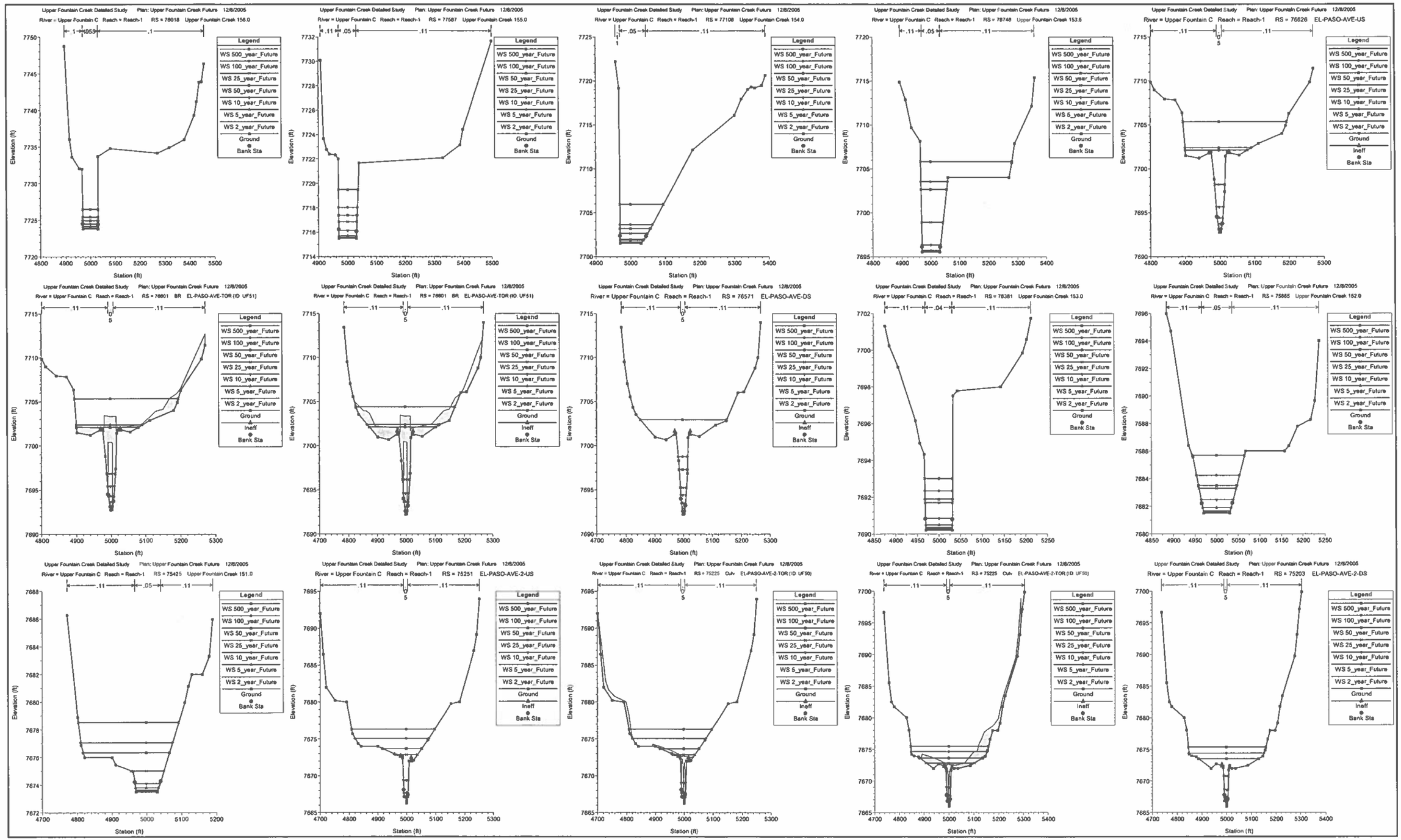
Upper Fountain Creek Detailed Study Plan: Upper Fountain Creek Future 12/8/2005
River = Upper Fountain C Reach = Reach-1 RS = 78018 Upper Fountain Creek 156.0
River = Upper Fountain C Reach = Reach-1 RS = 77587 Upper Fountain Creek 155.0
River = Upper Fountain C Reach = Reach-1 RS = 77108 Upper Fountain Creek 154.0
River = Upper Fountain C Reach = Reach-1 RS = 76748 Upper Fountain Creek 153.5
River = Upper Fountain C Reach = Reach-1 RS = 76626 EL-PASO-AVE-US
River = Upper Fountain C Reach = Reach-1 RS = 76801 BR EL-PASO-AVE-TOR (ID: UF51)
River = Upper Fountain C Reach = Reach-1 RS = 76801 BR EL-PASO-AVE-TOR (ID: UF51)
River = Upper Fountain C Reach = Reach-1 RS = 76571 EL-PASO-AVE-DS
River = Upper Fountain C Reach = Reach-1 RS = 76381 Upper Fountain Creek 153.0
River = Upper Fountain C Reach = Reach-1 RS = 75885 Upper Fountain Creek 152.0
River = Upper Fountain C Reach = Reach-1 RS = 75425 Upper Fountain Creek 151.0
River = Upper Fountain C Reach = Reach-1 RS = 75251 EL-PASO-AVE-2-US
River = Upper Fountain C Reach = Reach-1 RS = 75225 Culv EL-PASO-AVE-2-TOR (ID: UF50)
River = Upper Fountain C Reach = Reach-1 RS = 75225 Culv EL-PASO-AVE-2-TOR (ID: UF50)
River = Upper Fountain C Reach = Reach-1 RS = 75203 EL-PASO-AVE-2-DS
Elevation (ft)
Station (ft)
Legend
WS 500_year_Future
WS 100_year_Future
WS 50_year_Future
WS 25_year_Future
WS 10_year_Future
WS 5_year_Future
WS 2_year_Future
Ground
Ineff
Bank Sta

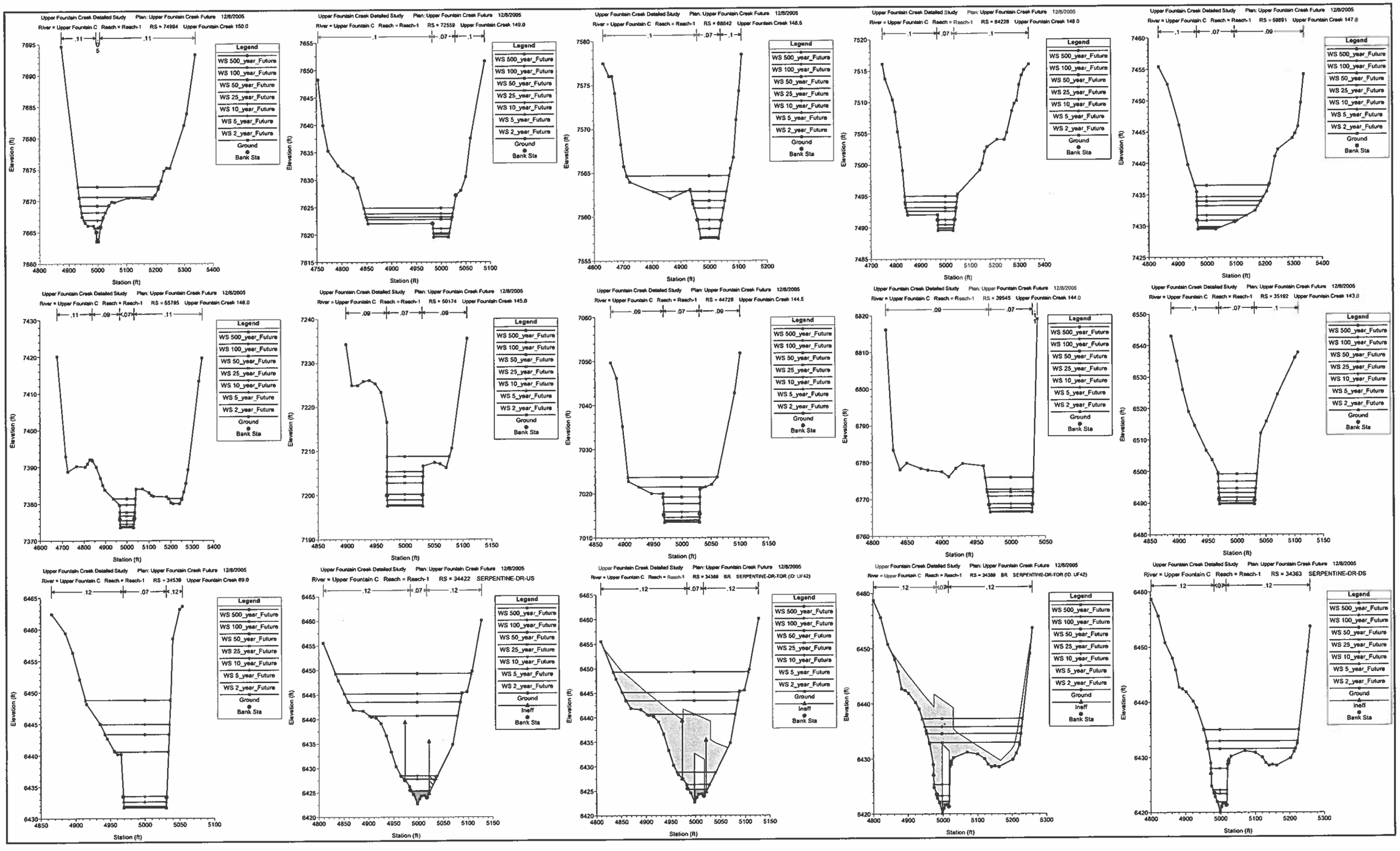
Upper Fountain Creek Detailed Study Plan: Upper Fountain Creek Future 12/8/2005
River = Upper Fountain C Reach = Reach-1 RS = 74994 Upper Fountain Creek 150.0
River = Upper Fountain C Reach = Reach-1 RS = 72559 Upper Fountain Creek 149.0
River = Upper Fountain C Reach = Reach-1 RS = 66542 Upper Fountain Creek 148.5
River = Upper Fountain C Reach = Reach-1 RS = 64228 Upper Fountain Creek 148.0
River = Upper Fountain C Reach = Reach-1 RS = 59891 Upper Fountain Creek 147.0
River = Upper Fountain C Reach = Reach-1 RS = 55785 Upper Fountain Creek 146.0
River = Upper Fountain C Reach = Reach-1 RS = 50174 Upper Fountain Creek 145.0
River = Upper Fountain C Reach = Reach-1 RS = 44728 Upper Fountain Creek 144.5
River = Upper Fountain C Reach = Reach-1 RS = 39545 Upper Fountain Creek 144.0
River = Upper Fountain C Reach = Reach-1 RS = 35192 Upper Fountain Creek 143.0
River = Upper Fountain C Reach = Reach-1 RS = 34539 Upper Fountain Creek 89.0
River = Upper Fountain C Reach = Reach-1 RS = 34422 SERPENTINE-DR-US
River = Upper Fountain C Reach = Reach-1 RS = 34389 BR SERPENTINE-DR-TOR (ID: UF42)
River = Upper Fountain C Reach = Reach-1 RS = 34389 BR SERPENTINE-DR-TOR (ID: UF42)
River = Upper Fountain C Reach = Reach-1 RS = 34363 SERPENTINE-DR-DS
Legend
WS 500_year_Future
WS 100_year_Future
WS 50_year_Future
WS 25_year_Future
WS 10_year_Future
WS 5_year_Future
WS 2_year_Future
Ground
Ineff
Bank Sta
Elevation (ft)
Station (ft)

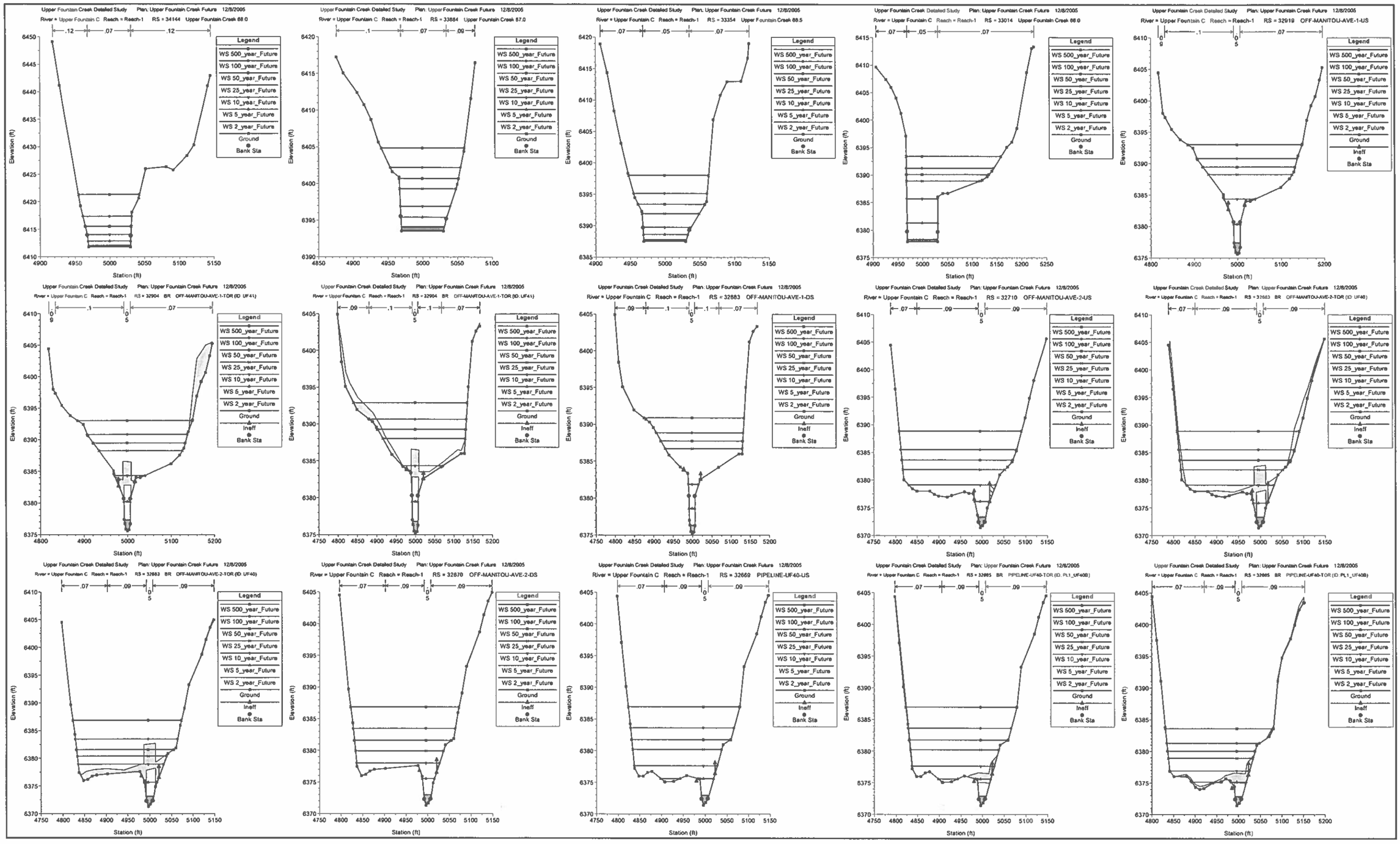
Upper Fountain Creek Detailed Study Plan: Upper Fountain Creek Future 12/8/2005
River = Upper Fountain C Reach = Reach-1 RS = 34144 Upper Fountain Creek 68.0
River = Upper Fountain C Reach = Reach-1 RS = 33884 Upper Fountain Creek 67.0
River = Upper Fountain C Reach = Reach-1 RS = 33354 Upper Fountain Creek 66.5
River = Upper Fountain C Reach = Reach-1 RS = 33014 Upper Fountain Creek 66.0
River = Upper Fountain C Reach = Reach-1 RS = 32919 OFF-MANITOU-AVE-1-US
River = Upper Fountain C Reach = Reach-1 RS = 32904 BR OFF-MANITOU-AVE-1-TOR (ID: UF41)
River = Upper Fountain C Reach = Reach-1 RS = 32904 BR OFF-MANITOU-AVE-1-TOR (ID: UF41)
River = Upper Fountain C Reach = Reach-1 RS = 32883 OFF-MANITOU-AVE-1-DS
River = Upper Fountain C Reach = Reach-1 RS = 32710 OFF-MANITOU-AVE-2-US
River = Upper Fountain C Reach = Reach-1 RS = 32883 BR OFF-MANITOU-AVE-2-TOR (ID: UF40)
River = Upper Fountain C Reach = Reach-1 RS = 32883 BR OFF-MANITOU-AVE-2-TOR (ID: UF40)
River = Upper Fountain C Reach = Reach-1 RS = 32870 OFF-MANITOU-AVE-2-DS
River = Upper Fountain C Reach = Reach-1 RS = 32669 PIPELINE-UF40-US
River = Upper Fountain C Reach = Reach-1 RS = 32885 BR PIPELINE-UF40-TOR (ID: PL1_UF40B)
River = Upper Fountain C Reach = Reach-1 RS = 32885 BR PIPELINE-UF40-TOR (ID: PL1_UF40B)
Elevation (ft)
Station (ft)
Legend
WS 500_year_Future
WS 100_year_Future
WS 50_year_Future
WS 25_year_Future
WS 10_year_Future
WS 5_year_Future
WS 2_year_Future
Ground
Ineff
Bank Sta

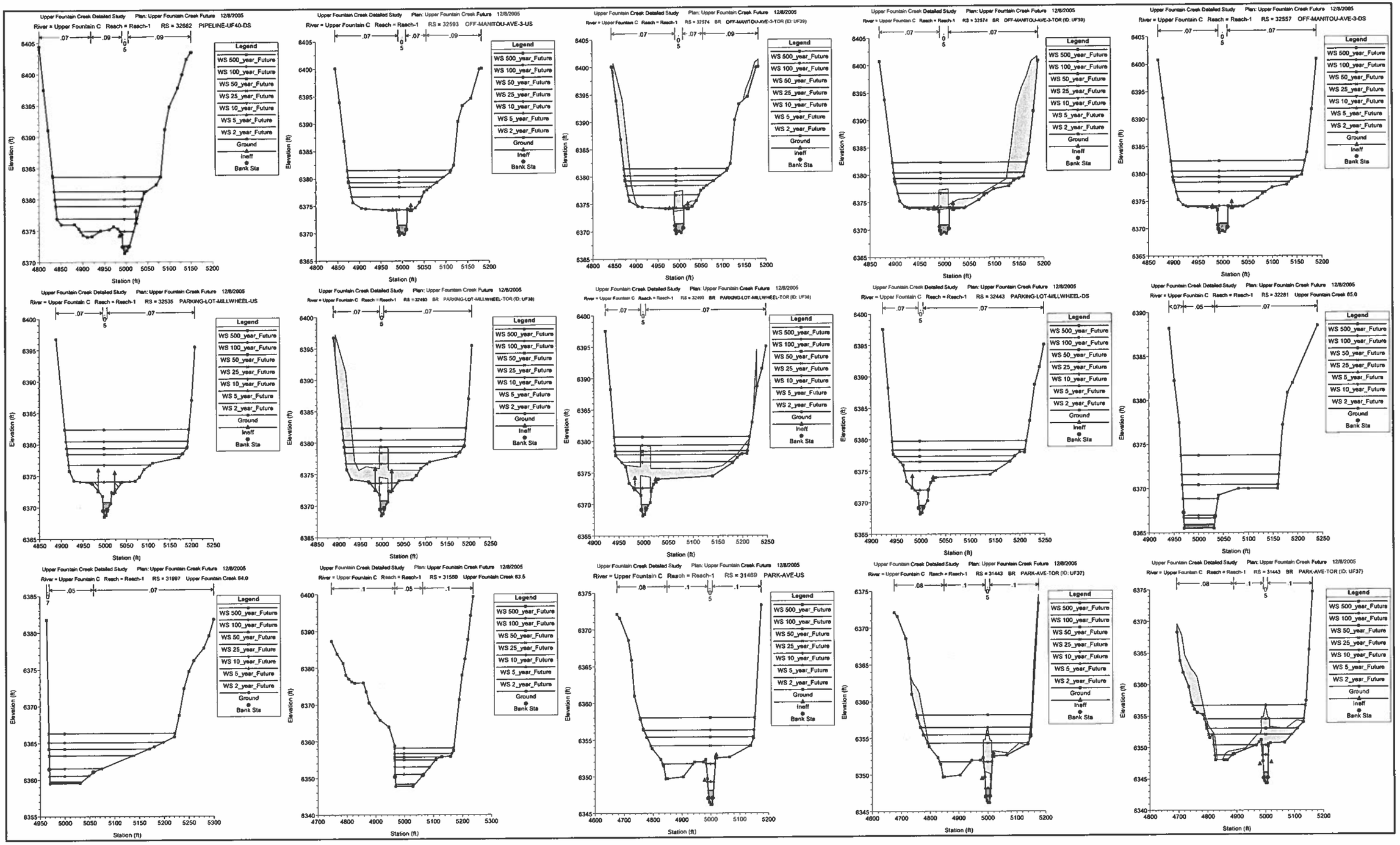
Upper Fountain Creek Detailed Study Plan: Upper Fountain Creek Future 12/8/2005
River = Upper Fountain C Reach = Reach-1 RS = 32682 PIPELINE-UF40-DS
River = Upper Fountain C Reach = Reach-1 RS = 32593 OFF-MANITOU-AVE-3-US
River = Upper Fountain C Reach = Reach-1 RS = 32574 BR OFF-MANITOU-AVE-3-TOR (ID: UF39)
River = Upper Fountain C Reach = Reach-1 RS = 32557 OFF-MANITOU-AVE-3-DS
River = Upper Fountain C Reach = Reach-1 RS = 32535 PARKING-LOT-MILLWHEEL-US
River = Upper Fountain C Reach = Reach-1 RS = 32493 BR PARKING-LOT-MILLWHEEL-TOR (ID: UF38)
River = Upper Fountain C Reach = Reach-1 RS = 32443 PARKING-LOT-MILLWHEEL-DS
River = Upper Fountain C Reach = Reach-1 RS = 32281 Upper Fountain Creek 85.0
River = Upper Fountain C Reach = Reach-1 RS = 31997 Upper Fountain Creek 84.0
River = Upper Fountain C Reach = Reach-1 RS = 31580 Upper Fountain Creek 83.5
River = Upper Fountain C Reach = Reach-1 RS = 31469 PARK-AVE-US
River = Upper Fountain C Reach = Reach-1 RS = 31443 BR PARK-AVE-TOR (ID: UF37)
Legend
WS 500_year_Future
WS 100_year_Future
WS 50_year_Future
WS 25_year_Future
WS 10_year_Future
WS 5_year_Future
WS 2_year_Future
Ground
Ineff
Bank Sta
Elevation (ft)
Station (ft)

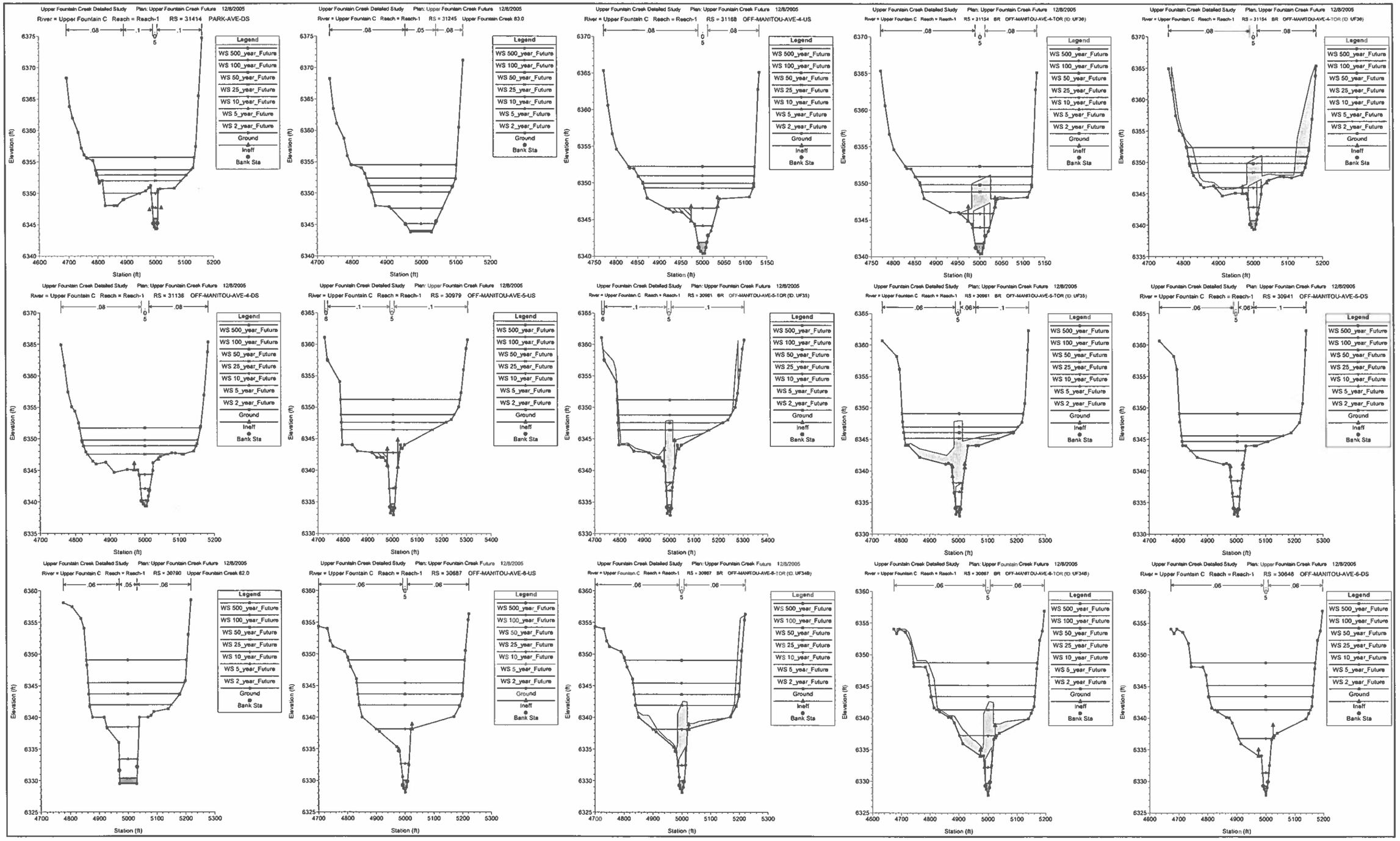
Upper Fountain Creek Detailed Study Plan: Upper Fountain Creek Future 12/8/2005
River = Upper Fountain C Reach = Reach-1 RS = 31414 PARK-AVE-DS
River = Upper Fountain C Reach = Reach-1 RS = 31245 Upper Fountain Creek 83.0
River = Upper Fountain C Reach = Reach-1 RS = 31168 OFF-MANITOU-AVE-4-US
River = Upper Fountain C Reach = Reach-1 RS = 31154 BR OFF-MANITOU-AVE-4-TOR (ID: UF36)
River = Upper Fountain C Reach = Reach-1 RS = 31138 OFF-MANITOU-AVE-4-DS
River = Upper Fountain C Reach = Reach-1 RS = 30979 OFF-MANITOU-AVE-5-US
River = Upper Fountain C Reach = Reach-1 RS = 30961 BR OFF-MANITOU-AVE-5-TOR (ID: UF35)
River = Upper Fountain C Reach = Reach-1 RS = 30941 OFF-MANITOU-AVE-5-DS
River = Upper Fountain C Reach = Reach-1 RS = 30780 Upper Fountain Creek 82.0
River = Upper Fountain C Reach = Reach-1 RS = 30687 OFF-MANITOU-AVE-6-US
River = Upper Fountain C Reach = Reach-1 RS = 30687 BR OFF-MANITOU-AVE-6-TOR (ID: UF34B)
River = Upper Fountain C Reach = Reach-1 RS = 30646 OFF-MANITOU-AVE-6-DS
Legend
WS 500_year_Future
WS 100_year_Future
WS 50_year_Future
WS 25_year_Future
WS 10_year_Future
WS 5_year_Future
WS 2_year_Future
Ground
Ineff
Bank Sta
Elevation (ft)
Station (ft)

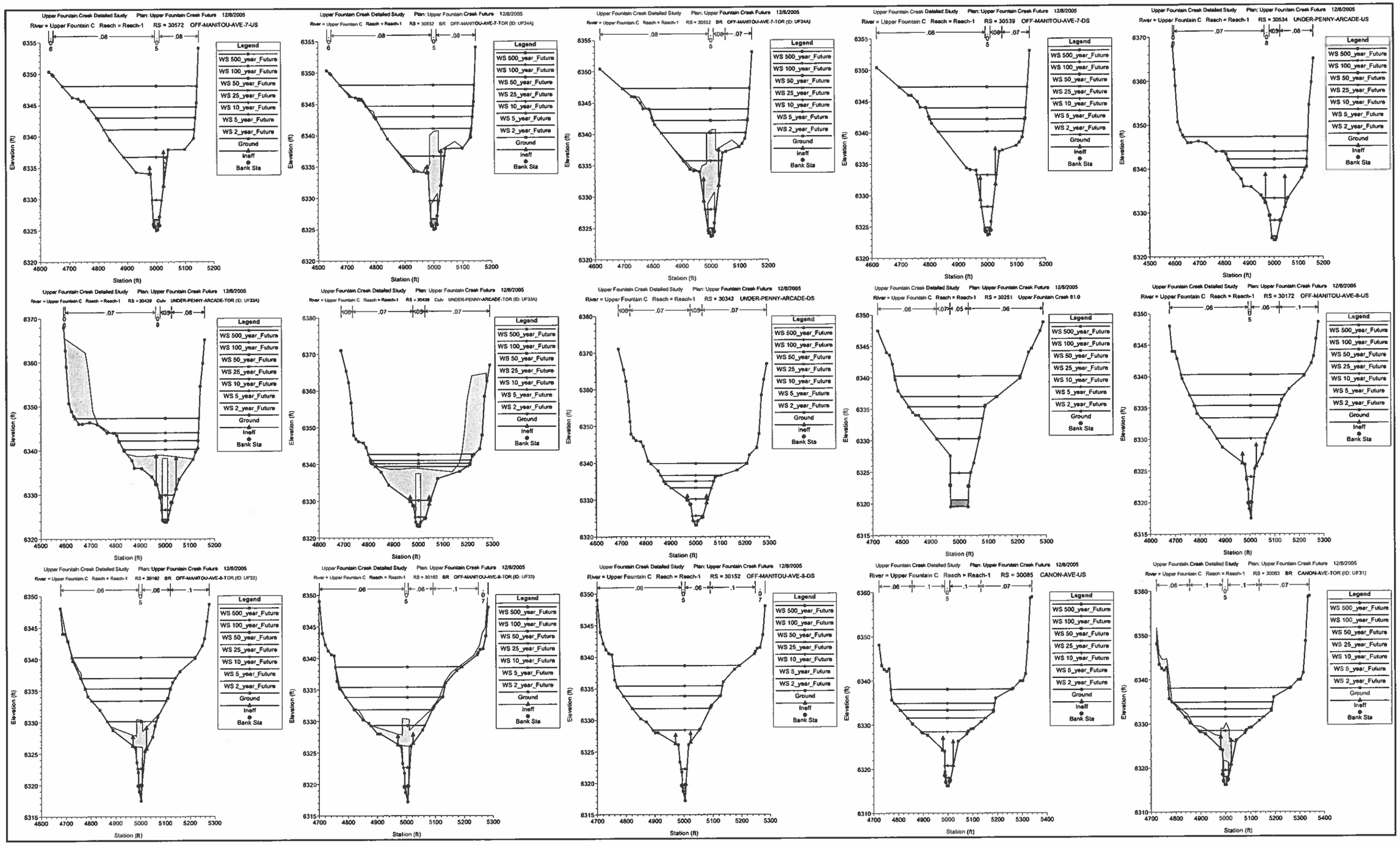
Upper Fountain Creek Detailed Study Plan: Upper Fountain Creek Future 12/8/2005
River = Upper Fountain C Reach = Reach-1 RS = 30572 OFF-MANITOU-AVE-7-US
River = Upper Fountain C Reach = Reach-1 RS = 30552 BR OFF-MANITOU-AVE-7-TOR (ID: UF34A)
River = Upper Fountain C Reach = Reach-1 RS = 30552 BR OFF-MANITOU-AVE-7-TOR (ID: UF34A)
River = Upper Fountain C Reach = Reach-1 RS = 30539 OFF-MANITOU-AVE-7-DS
River = Upper Fountain C Reach = Reach-1 RS = 30534 UNDER-PENNY-ARCADE-US
River = Upper Fountain C Reach = Reach-1 RS = 30439 Culv UNDER-PENNY-ARCADE-TOR (ID: UF33A)
River = Upper Fountain C Reach = Reach-1 RS = 30439 Culv UNDER-PENNY-ARCADE-TOR (ID: UF33A)
River = Upper Fountain C Reach = Reach-1 RS = 30343 UNDER-PENNY-ARCADE-DS
River = Upper Fountain C Reach = Reach-1 RS = 30251 Upper Fountain Creek 81.0
River = Upper Fountain C Reach = Reach-1 RS = 30172 OFF-MANITOU-AVE-8-US
River = Upper Fountain C Reach = Reach-1 RS = 30162 BR OFF-MANITOU-AVE-8-TOR (ID: UF32)
River = Upper Fountain C Reach = Reach-1 RS = 30162 BR OFF-MANITOU-AVE-8-TOR (ID: UF32)
River = Upper Fountain C Reach = Reach-1 RS = 30152 OFF-MANITOU-AVE-8-DS
River = Upper Fountain C Reach = Reach-1 RS = 30085 CANON-AVE-US
River = Upper Fountain C Reach = Reach-1 RS = 30083 BR CANON-AVE-TOR (ID: UF31)
Legend
WS 500_year_Future
WS 100_year_Future
WS 50_year_Future
WS 25_year_Future
WS 10_year_Future
WS 5_year_Future
WS 2_year_Future
Ground
Ineff
Bank Sta
Elevation (ft)
Station (ft)

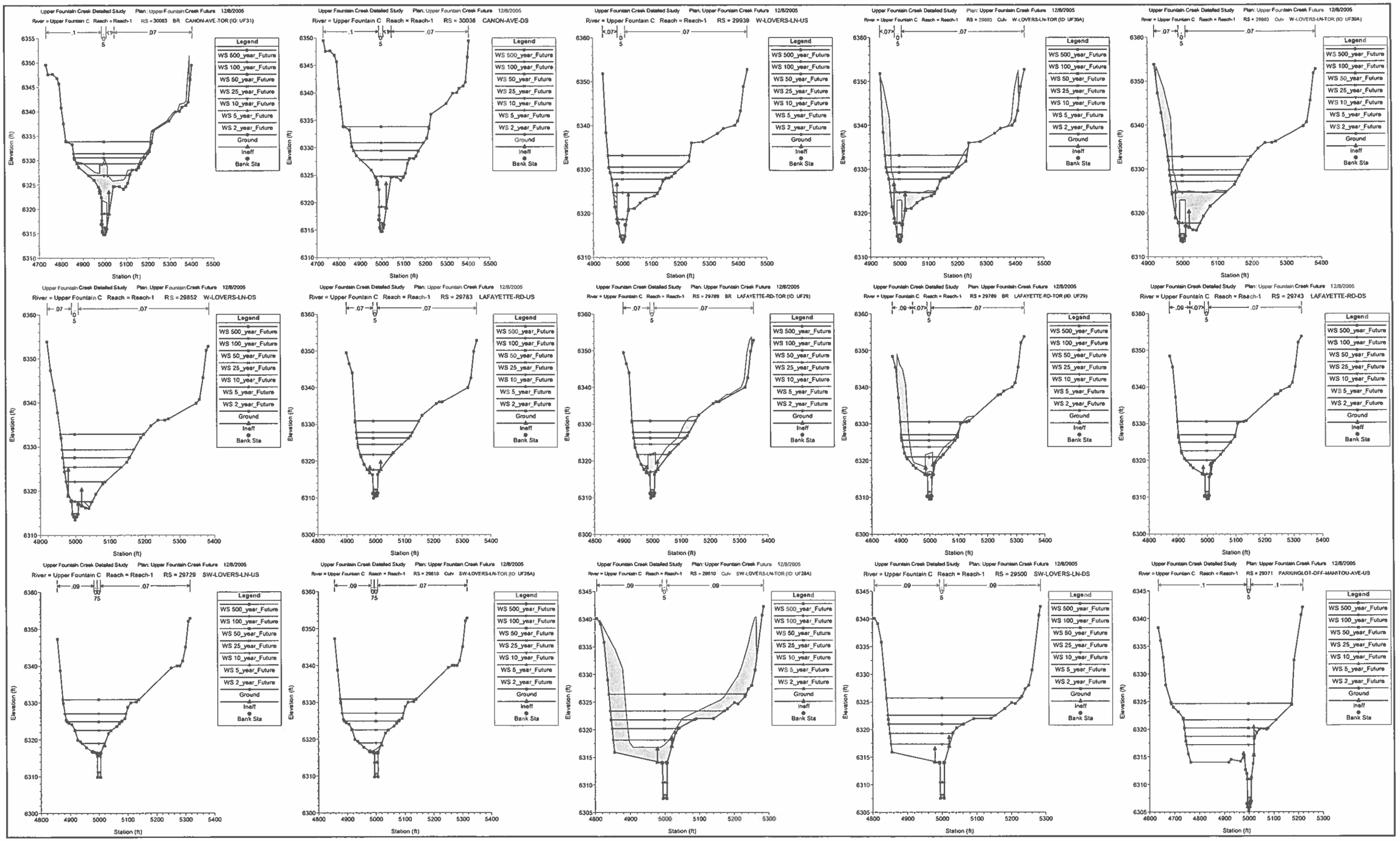
Upper Fountain Creek Detailed Study Plan: Upper Fountain Creek Future 12/8/2005
River = Upper Fountain C Reach = Reach-1 RS = 30083 BR CANON-AVE-TOR (ID: UF31)
River = Upper Fountain C Reach = Reach-1 RS = 30038 CANON-AVE-DS
River = Upper Fountain C Reach = Reach-1 RS = 29939 W-LOVERS-LN-US
River = Upper Fountain C Reach = Reach-1 RS = 29893 Culv W-LOVERS-LN-TOR (ID: UF30A)
River = Upper Fountain C Reach = Reach-1 RS = 29893 Culv W-LOVERS-LN-TOR (ID: UF30A)
River = Upper Fountain C Reach = Reach-1 RS = 28852 W-LOVERS-LN-DS
River = Upper Fountain C Reach = Reach-1 RS = 29783 LAFAYETTE-RD-US
River = Upper Fountain C Reach = Reach-1 RS = 29769 BR LAFAYETTE-RD-TOR (ID: UF29)
River = Upper Fountain C Reach = Reach-1 RS = 29769 BR LAFAYETTE-RD-TOR (ID: UF29)
River = Upper Fountain C Reach = Reach-1 RS = 29743 LAFAYETTE-RD-DS
River = Upper Fountain C Reach = Reach-1 RS = 29729 SW-LOVERS-LN-US
River = Upper Fountain C Reach = Reach-1 RS = 29610 Culv SW-LOVERS-LN-TOR (ID: UF28A)
River = Upper Fountain C Reach = Reach-1 RS = 29610 Culv SW-LOVERS-LN-TOR (ID: UF28A)
River = Upper Fountain C Reach = Reach-1 RS = 29500 SW-LOVERS-LN-DS
River = Upper Fountain C Reach = Reach-1 RS = 29371 PARKINGLOT-OFF-MANITOU-AVE-US
Legend
WS 500_year_Future
WS 100_year_Future
WS 50_year_Future
WS 25_year_Future
WS 10_year_Future
WS 5_year_Future
WS 2_year_Future
Ground
Ineff
Bank Sta
Elevation (ft)
Station (ft)

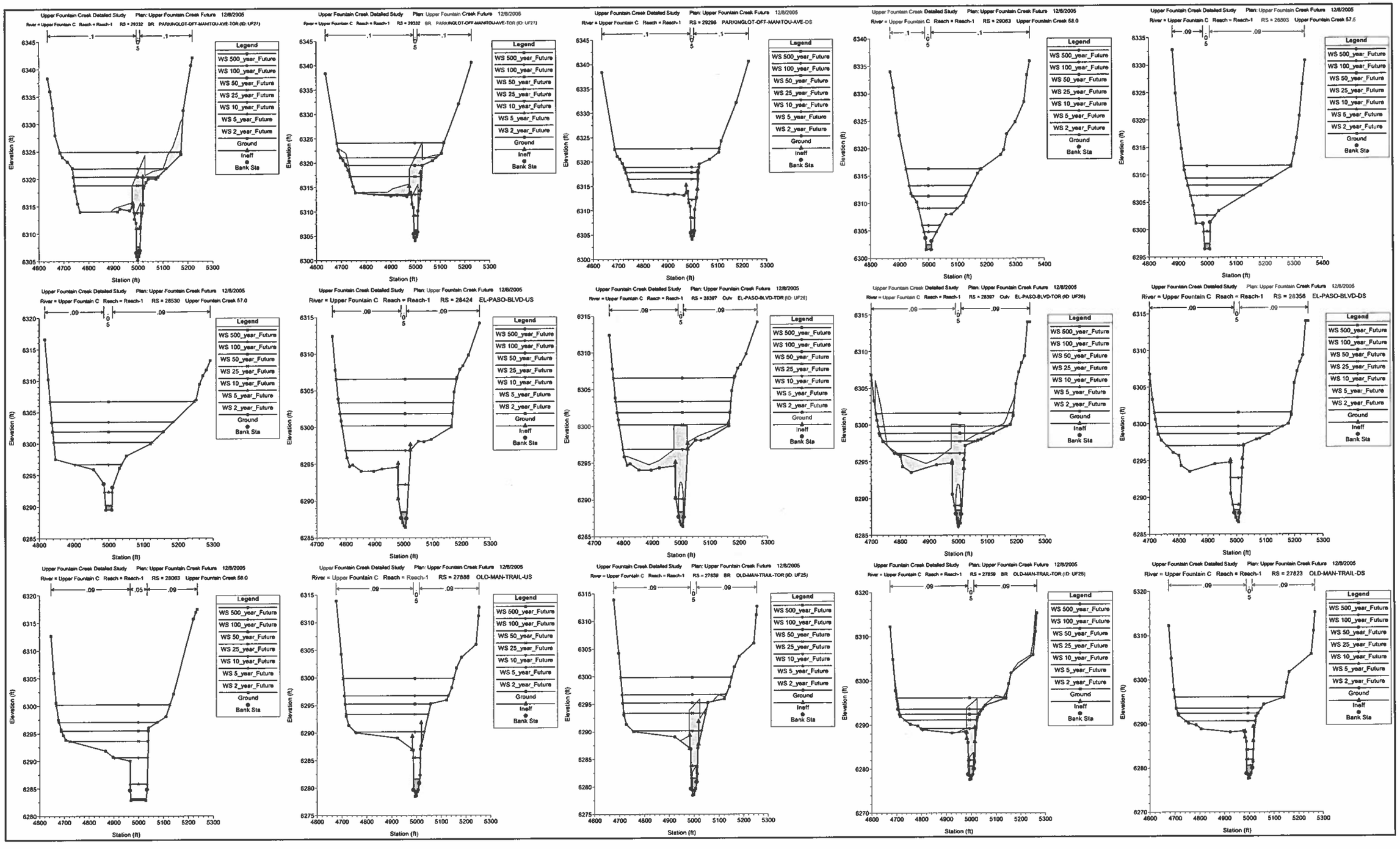
Upper Fountain Creek Detailed Study Plan: Upper Fountain Creek Future 12/8/2005
River = Upper Fountain C Reach = Reach-1 RS = 29332 BR PARKINGLOT-OFF-MANITOU-AVE-TOR (ID: UF27)
River = Upper Fountain C Reach = Reach-1 RS = 29332 BR PARKINGLOT-OFF-MANITOU-AVE-TOR (ID: UF27)
River = Upper Fountain C Reach = Reach-1 RS = 29296 PARKINGLOT-OFF-MANITOU-AVE-DS
River = Upper Fountain C Reach = Reach-1 RS = 29063 Upper Fountain Creek 58.0
River = Upper Fountain C Reach = Reach-1 RS = 28803 Upper Fountain Creek 57.5
River = Upper Fountain C Reach = Reach-1 RS = 28530 Upper Fountain Creek 57.0
River = Upper Fountain C Reach = Reach-1 RS = 28424 EL-PASO-BLVD-US
River = Upper Fountain C Reach = Reach-1 RS = 28397 Culv EL-PASO-BLVD-TOR (ID: UF26)
River = Upper Fountain C Reach = Reach-1 RS = 28397 Culv EL-PASO-BLVD-TOR (ID: UF26)
River = Upper Fountain C Reach = Reach-1 RS = 28358 EL-PASO-BLVD-DS
River = Upper Fountain C Reach = Reach-1 RS = 28063 Upper Fountain Creek 56.0
River = Upper Fountain C Reach = Reach-1 RS = 27888 OLD-MAN-TRAIL-US
River = Upper Fountain C Reach = Reach-1 RS = 27859 BR OLD-MAN-TRAIL-TOR (ID: UF25)
River = Upper Fountain C Reach = Reach-1 RS = 27859 BR OLD-MAN-TRAIL-TOR (ID: UF25)
River = Upper Fountain C Reach = Reach-1 RS = 27823 OLD-MAN-TRAIL-DS
Legend
WS 500_year_Future
WS 100_year_Future
WS 50_year_Future
WS 25_year_Future
WS 10_year_Future
WS 5_year_Future
WS 2_year_Future
Ground
Ineff
Bank Sta
Elevation (ft)
Station (ft)

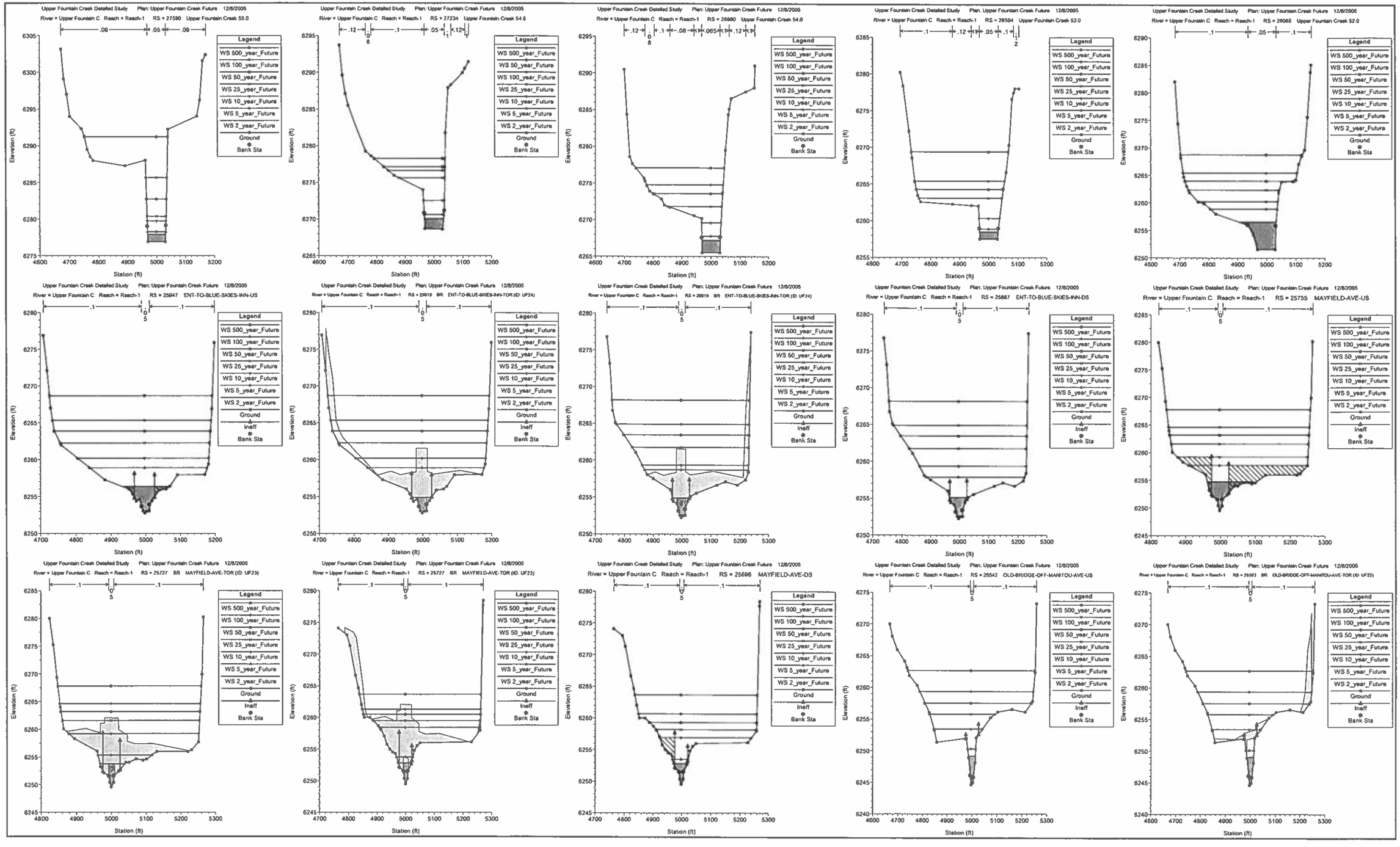
Upper Fountain Creek Detailed Study Plan: Upper Fountain Creek Future 12/8/2005
River = Upper Fountain C Reach = Reach-1 RS = 27590 Upper Fountain Creek 55.0
River = Upper Fountain C Reach = Reach-1 RS = 27234 Upper Fountain Creek 54.6
River = Upper Fountain C Reach = Reach-1 RS = 26980 Upper Fountain Creek 54.0
River = Upper Fountain C Reach = Reach-1 RS = 26504 Upper Fountain Creek 53.0
River = Upper Fountain C Reach = Reach-1 RS = 26085 Upper Fountain Creek 52.0
River = Upper Fountain C Reach = Reach-1 RS = 25947 ENT-TO-BLUE-SKIES-INN-US
River = Upper Fountain C Reach = Reach-1 RS = 25919 BR ENT-TO-BLUE-SKIES-INN-TOR (ID: UF24)
River = Upper Fountain C Reach = Reach-1 RS = 25919 BR ENT-TO-BLUE-SKIES-INN-TOR (ID: UF24)
River = Upper Fountain C Reach = Reach-1 RS = 25687 ENT-TO-BLUE-SKIES-INN-DS
River = Upper Fountain C Reach = Reach-1 RS = 25755 MAYFIELD-AVE-US
River = Upper Fountain C Reach = Reach-1 RS = 25727 BR MAYFIELD-AVE-TOR (ID: UF23)
River = Upper Fountain C Reach = Reach-1 RS = 25727 BR MAYFIELD-AVE-TOR (ID: UF23)
River = Upper Fountain C Reach = Reach-1 RS = 25696 MAYFIELD-AVE-DS
River = Upper Fountain C Reach = Reach-1 RS = 25542 OLD-BRIDGE-OFF-MANITOU-AVE-US
River = Upper Fountain C Reach = Reach-1 RS = 25503 BR OLD-BRIDGE-OFF-MANITOU-AVE-TOR (ID: UF22)
Legend
WS 500_year_Future
WS 100_year_Future
WS 50_year_Future
WS 25_year_Future
WS 10_year_Future
WS 5_year_Future
WS 2_year_Future
Ground
Ineff
Bank Sta
Elevation (ft)
Station (ft)

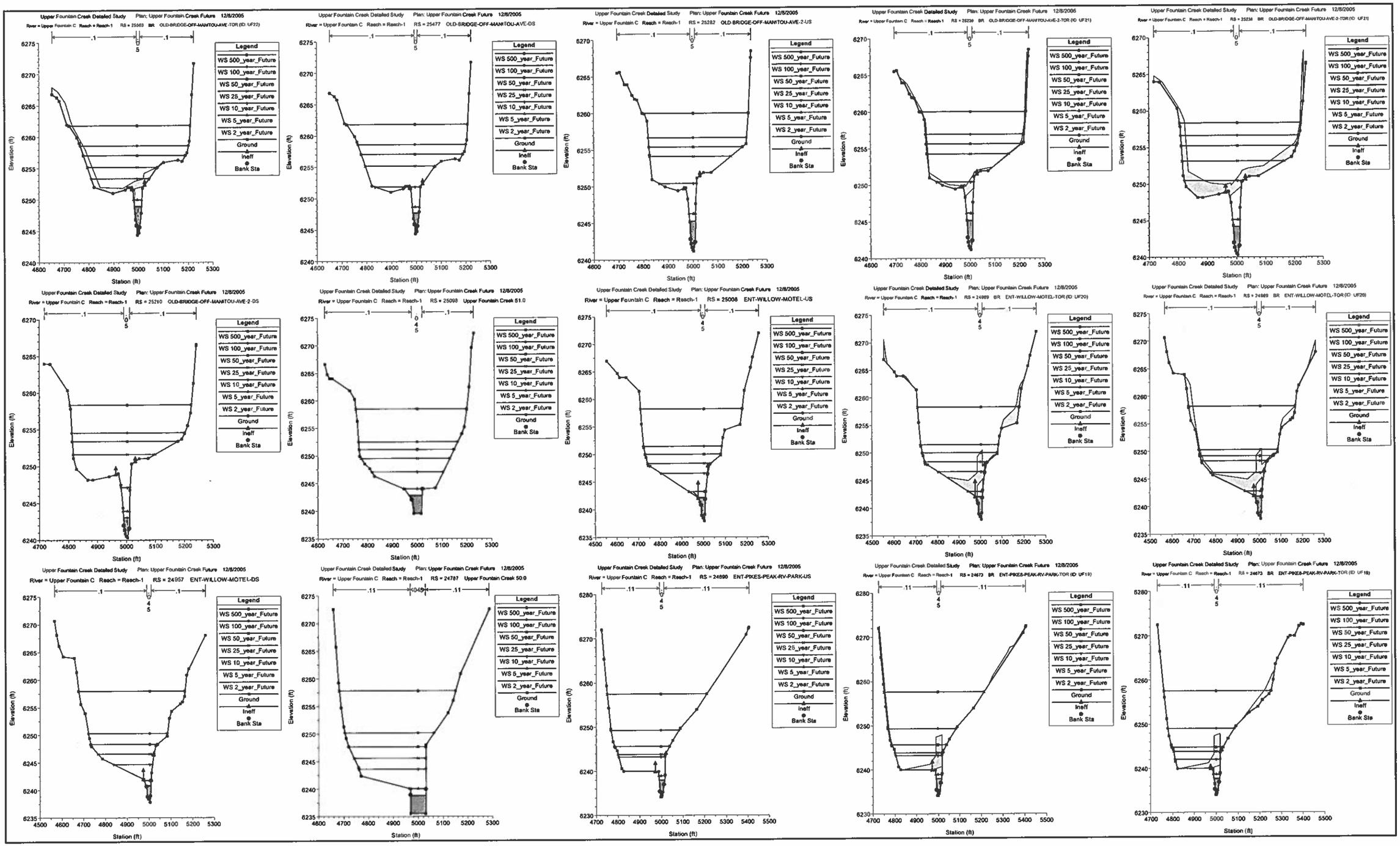
Upper Fountain Creek Detailed Study Plan: Upper Fountain Creek Future 12/8/2005
River = Upper Fountain C Reach = Reach-1 RS = 25503 BR OLD-BRIDGE-OFF-MANITOU-AVE-TOR (ID: UF22)
River = Upper Fountain C Reach = Reach-1 RS = 25477 OLD-BRIDGE-OFF-MANITOU-AVE-DS
River = Upper Fountain C Reach = Reach-1 RS = 25282 OLD-BRIDGE-OFF-MANITOU-AVE-2-US
River = Upper Fountain C Reach = Reach-1 RS = 25230 BR OLD-BRIDGE-OFF-MANITOU-AVE-2-TOR (ID: UF21)
River = Upper Fountain C Reach = Reach-1 RS = 25230 BR OLD-BRIDGE-OFF-MANITOU-AVE-2-TOR (ID: UF21)
River = Upper Fountain C Reach = Reach-1 RS = 25210 OLD-BRIDGE-OFF-MANITOU-AVE-2-DS
River = Upper Fountain C Reach = Reach-1 RS = 25098 Upper Fountain Creek 51.0
River = Upper Fountain C Reach = Reach-1 RS = 25008 ENT-WILLOW-MOTEL-US
River = Upper Fountain C Reach = Reach-1 RS = 24989 BR ENT-WILLOW-MOTEL-TOR (ID: UF20)
River = Upper Fountain C Reach = Reach-1 RS = 24989 BR ENT-WILLOW-MOTEL-TOR (ID: UF20)
River = Upper Fountain C Reach = Reach-1 RS = 24957 ENT-WILLOW-MOTEL-DS
River = Upper Fountain C Reach = Reach-1 RS = 24787 Upper Fountain Creek 50.0
River = Upper Fountain C Reach = Reach-1 RS = 24690 ENT-PIKES-PEAK-RV-PARK-US
River = Upper Fountain C Reach = Reach-1 RS = 24673 BR ENT-PIKES-PEAK-RV-PARK-TOR (ID: UF19)
River = Upper Fountain C Reach = Reach-1 RS = 24673 BR ENT-PIKES-PEAK-RV-PARK-TOR (ID: UF19)
Legend
WS 500_year_Future
WS 100_year_Future
WS 50_year_Future
WS 25_year_Future
WS 10_year_Future
WS 5_year_Future
WS 2_year_Future
Ground
Ineff
Bank Sta
Elevation (ft)
Station (ft)

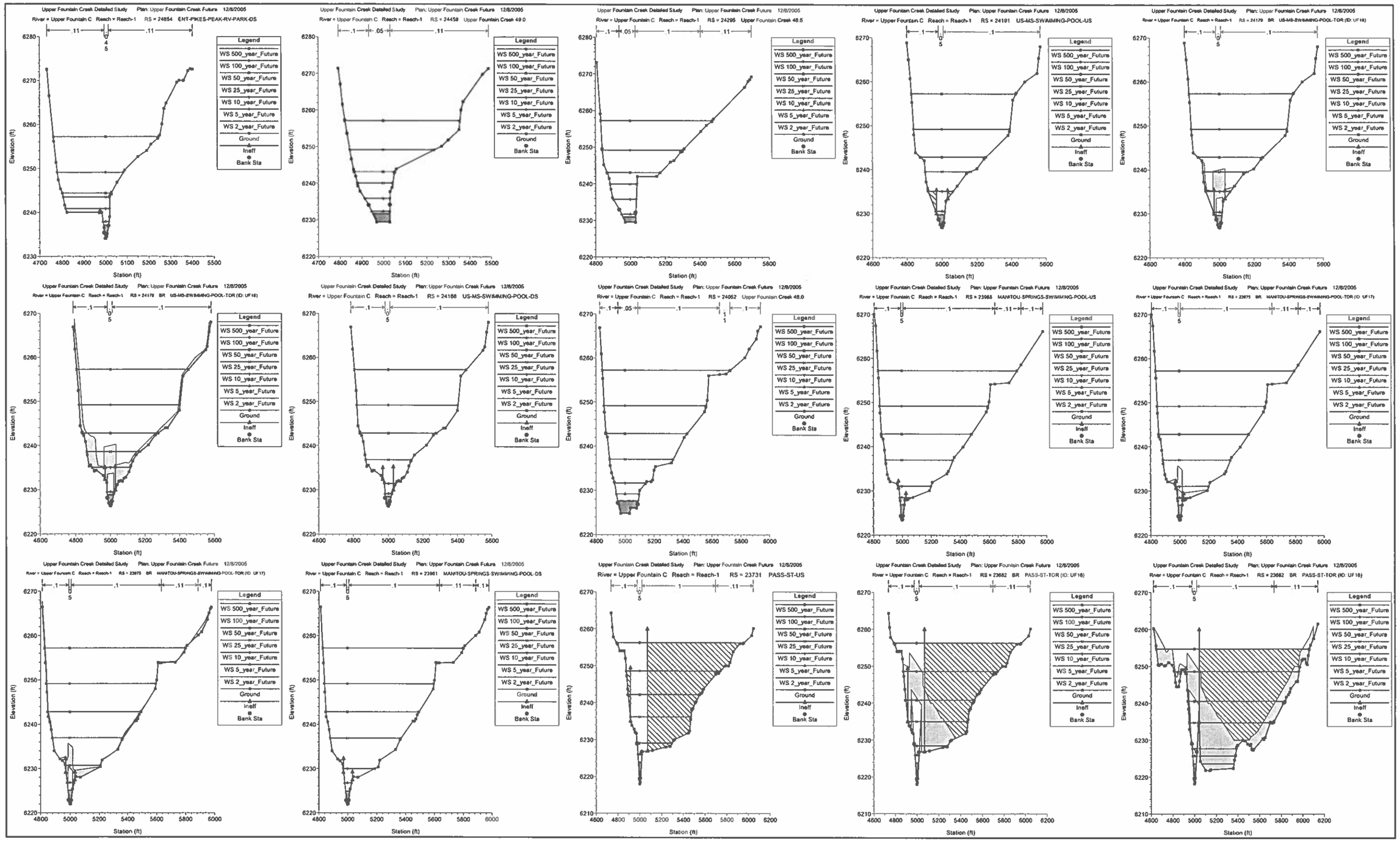
Upper Fountain Creek Detailed Study Plan: Upper Fountain Creek Future 12/8/2005
River = Upper Fountain C Reach = Reach-1 RS = 24654 ENT-PIKES-PEAK-RV-PARK-DS
River = Upper Fountain C Reach = Reach-1 RS = 24458 Upper Fountain Creek 49.0
River = Upper Fountain C Reach = Reach-1 RS = 24295 Upper Fountain Creek 48.5
River = Upper Fountain C Reach = Reach-1 RS = 24191 US-MS-SWIMMING-POOL-US
River = Upper Fountain C Reach = Reach-1 RS = 24179 BR US-MS-SWIMMING-POOL-TOR (ID: UF16)
River = Upper Fountain C Reach = Reach-1 RS = 24168 US-MS-SWIMMING-POOL-DS
River = Upper Fountain C Reach = Reach-1 RS = 24052 Upper Fountain Creek 48.0
River = Upper Fountain C Reach = Reach-1 RS = 23985 MANITOU-SPRINGS-SWIMMING-POOL-US
River = Upper Fountain C Reach = Reach-1 RS = 23975 BR MANITOU-SPRINGS-SWIMMING-POOL-TOR (ID: UF17)
River = Upper Fountain C Reach = Reach-1 RS = 23961 MANITOU-SPRINGS-SWIMMING-POOL-DS
River = Upper Fountain C Reach = Reach-1 RS = 23731 PASS-ST-US
River = Upper Fountain C Reach = Reach-1 RS = 23682 BR PASS-ST-TOR (ID: UF18)
Legend
WS 500_year_Future
WS 100_year_Future
WS 50_year_Future
WS 25_year_Future
WS 10_year_Future
WS 5_year_Future
WS 2_year_Future
Ground
Ineff
Bank Sta
Elevation (ft)
Station (ft)

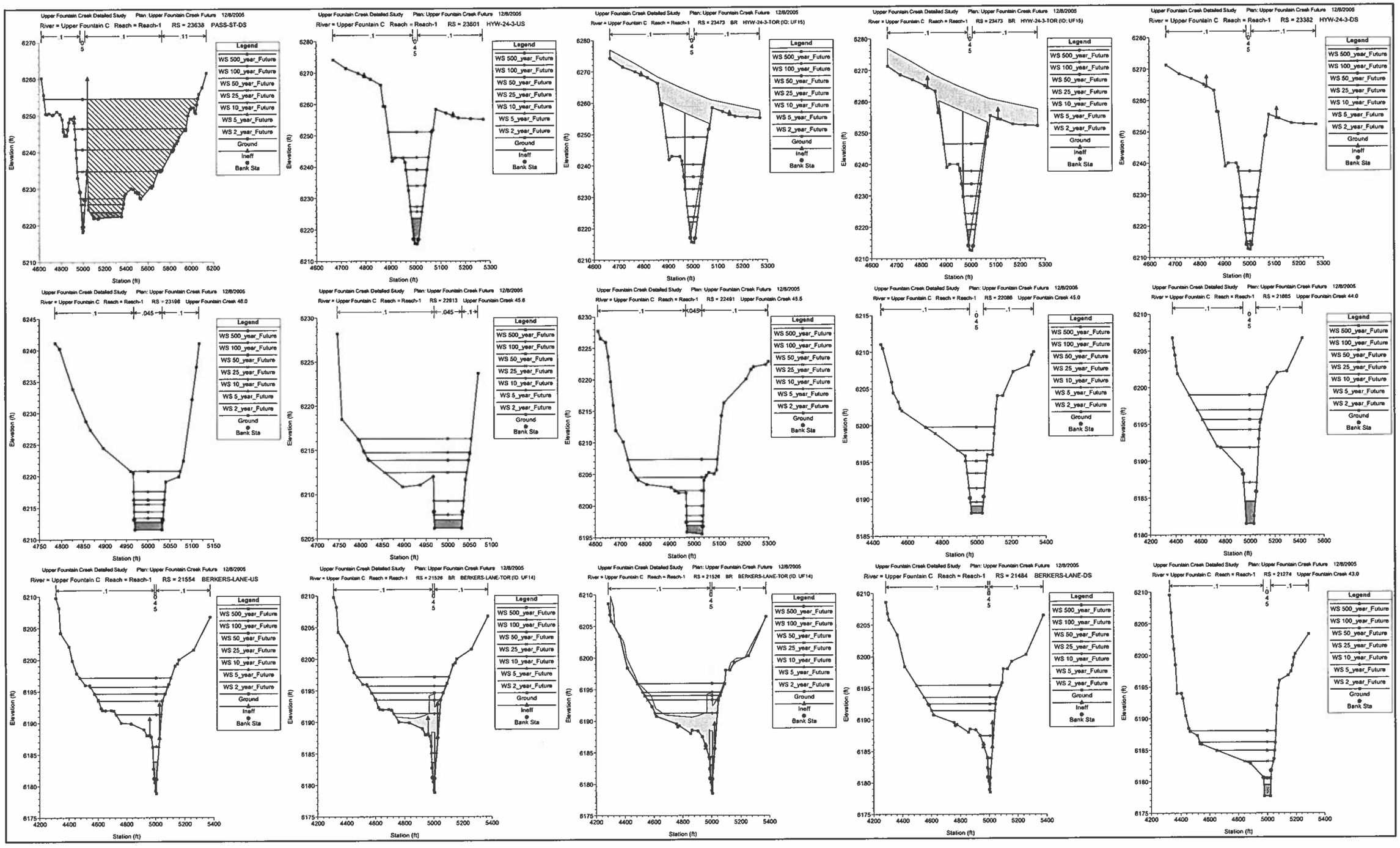
Upper Fountain Creek Detailed Study Plan: Upper Fountain Creek Future 12/8/2005
River = Upper Fountain C Reach = Reach-1 RS = 23638 PASS-ST-DS
River = Upper Fountain C Reach = Reach-1 RS = 23601 HYW-24-3-US
River = Upper Fountain C Reach = Reach-1 RS = 23473 BR HYW-24-3-TOR (ID: UF15)
River = Upper Fountain C Reach = Reach-1 RS = 23473 BR HYW-24-3-TOR (ID: UF15)
River = Upper Fountain C Reach = Reach-1 RS = 23382 HYW-24-3-DS
River = Upper Fountain C Reach = Reach-1 RS = 23198 Upper Fountain Creek 46.0
River = Upper Fountain C Reach = Reach-1 RS = 22913 Upper Fountain Creek 45.8
River = Upper Fountain C Reach = Reach-1 RS = 22491 Upper Fountain Creek 45.5
River = Upper Fountain C Reach = Reach-1 RS = 22086 Upper Fountain Creek 45.0
River = Upper Fountain C Reach = Reach-1 RS = 21865 Upper Fountain Creek 44.0
River = Upper Fountain C Reach = Reach-1 RS = 21554 BERKERS-LANE-US
River = Upper Fountain C Reach = Reach-1 RS = 21526 BR BERKERS-LANE-TOR (ID: UF14)
River = Upper Fountain C Reach = Reach-1 RS = 21526 BR BERKERS-LANE-TOR (ID: UF14)
River = Upper Fountain C Reach = Reach-1 RS = 21484 BERKERS-LANE-DS
River = Upper Fountain C Reach = Reach-1 RS = 21274 Upper Fountain Creek 43.0
Legend
WS 500_year_Future
WS 100_year_Future
WS 50_year_Future
WS 25_year_Future
WS 10_year_Future
WS 5_year_Future
WS 2_year_Future
Ground
Ineff
Bank Sta
Elevation (ft)
Station (ft)

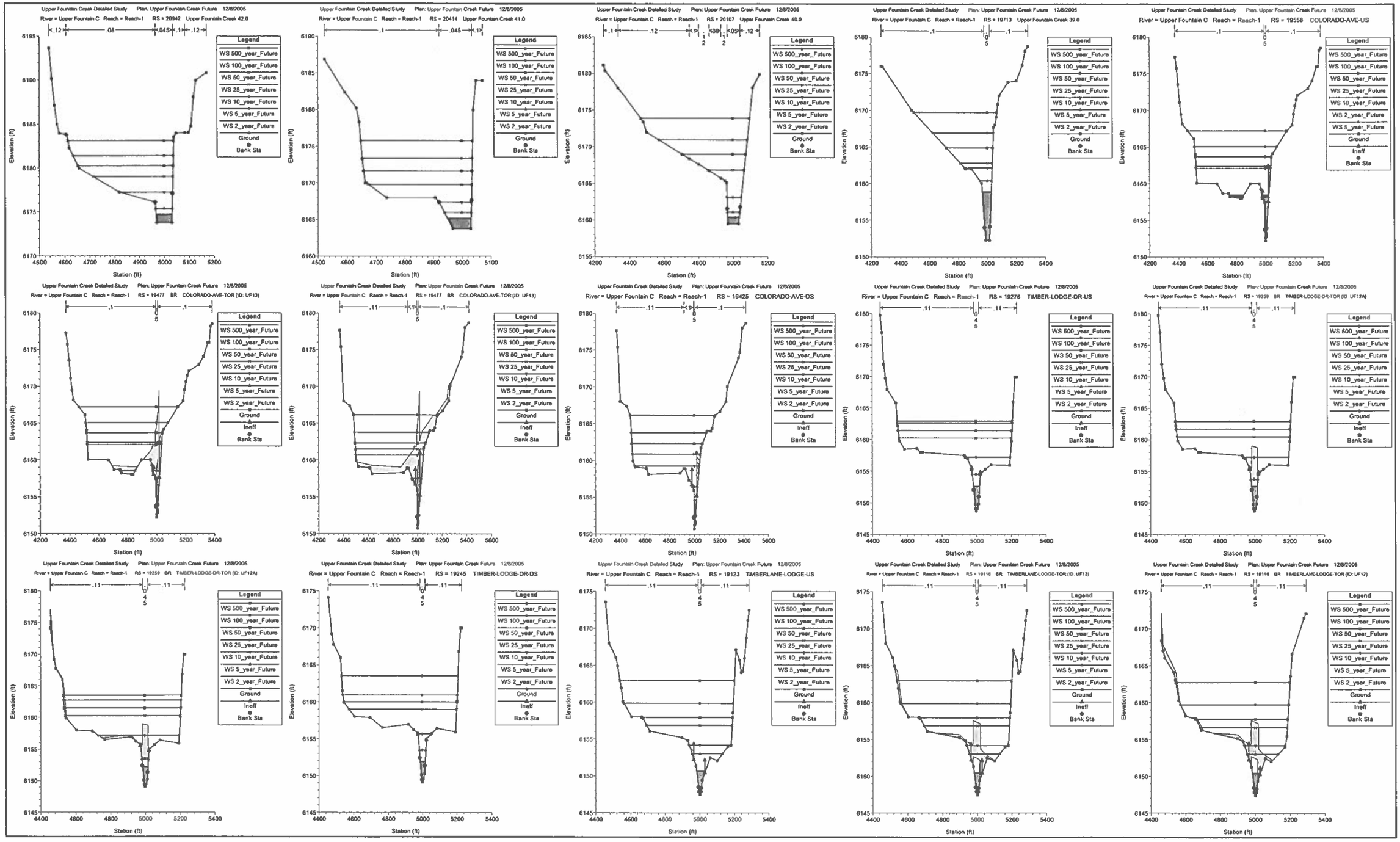
Upper Fountain Creek Detailed Study Plan: Upper Fountain Creek Future 12/8/2005
River = Upper Fountain C Reach = Reach-1 RS = 20942 Upper Fountain Creek 42.0
River = Upper Fountain C Reach = Reach-1 RS = 20414 Upper Fountain Creek 41.0
River = Upper Fountain C Reach = Reach-1 RS = 20107 Upper Fountain Creek 40.0
River = Upper Fountain C Reach = Reach-1 RS = 19713 Upper Fountain Creek 39.0
River = Upper Fountain C Reach = Reach-1 RS = 19558 COLORADO-AVE-US
River = Upper Fountain C Reach = Reach-1 RS = 19477 BR COLORADO-AVE-TOR (ID: UF13)
River = Upper Fountain C Reach = Reach-1 RS = 19425 COLORADO-AVE-DS
River = Upper Fountain C Reach = Reach-1 RS = 19276 TIMBER-LODGE-DR-US
River = Upper Fountain C Reach = Reach-1 RS = 19259 BR TIMBER-LODGE-DR-TOR (ID: UF12A)
River = Upper Fountain C Reach = Reach-1 RS = 19245 TIMBER-LODGE-DR-DS
River = Upper Fountain C Reach = Reach-1 RS = 19123 TIMBERLANE-LODGE-US
River = Upper Fountain C Reach = Reach-1 RS = 19116 BR TIMBERLANE-LODGE-TOR (ID: UF12)
Elevation (ft)
Station (ft)
Legend
WS 500_year_Future
WS 100_year_Future
WS 50_year_Future
WS 25_year_Future
WS 10_year_Future
WS 5_year_Future
WS 2_year_Future
Ground
Ineff
Bank Sta

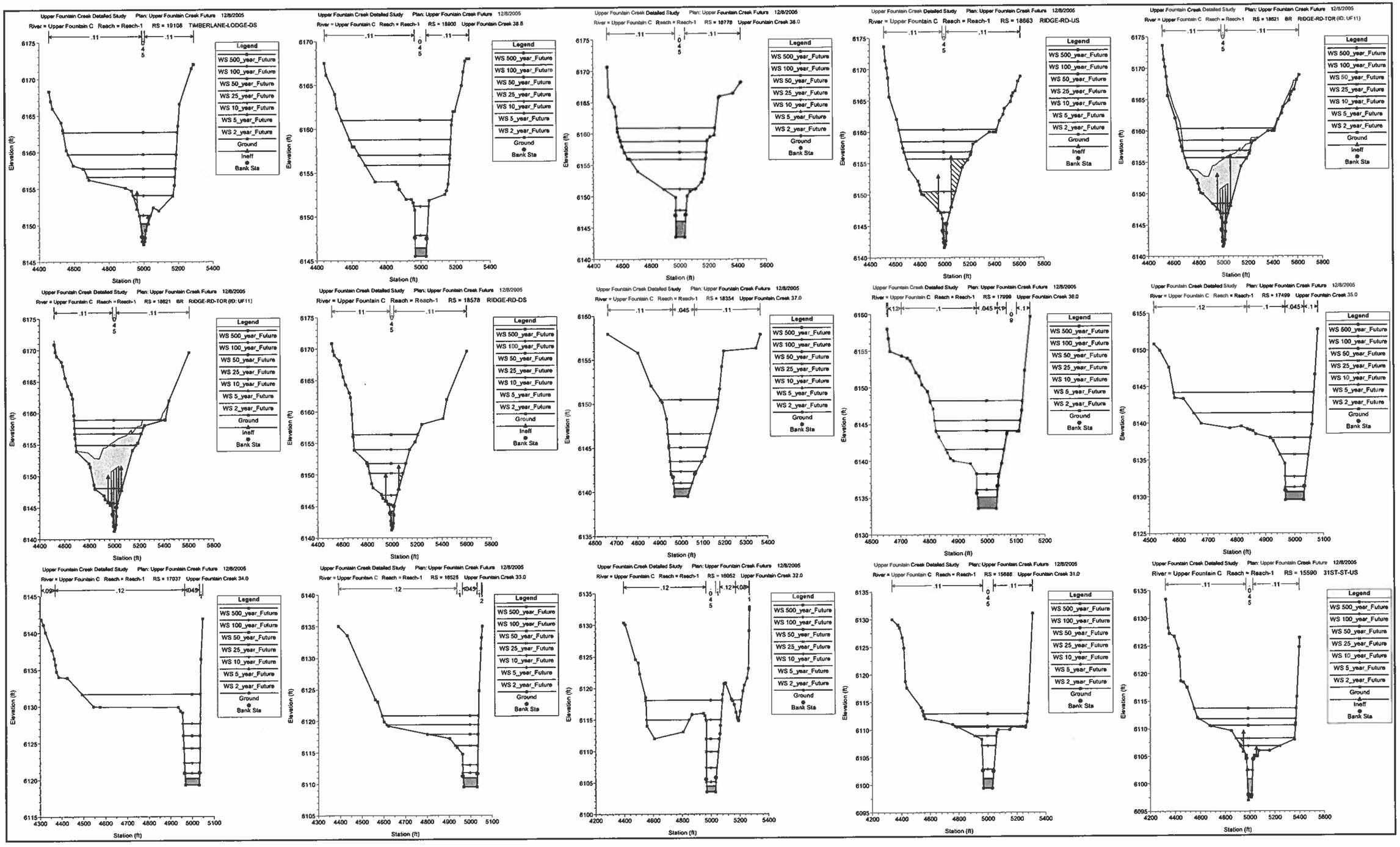
Upper Fountain Creek Detailed Study Plan: Upper Fountain Creek Future 12/8/2005
River = Upper Fountain C Reach = Reach-1 RS = 19108 TIMBERLANE-LODGE-DS
River = Upper Fountain C Reach = Reach-1 RS = 18900 Upper Fountain Creek 38.5
River = Upper Fountain C Reach = Reach-1 RS = 18778 Upper Fountain Creek 38.0
River = Upper Fountain C Reach = Reach-1 RS = 18663 RIDGE-RD-US
River = Upper Fountain C Reach = Reach-1 RS = 18621 BR RIDGE-RD-TOR (ID: UF11)
River = Upper Fountain C Reach = Reach-1 RS = 18578 RIDGE-RD-DS
River = Upper Fountain C Reach = Reach-1 RS = 18354 Upper Fountain Creek 37.0
River = Upper Fountain C Reach = Reach-1 RS = 17999 Upper Fountain Creek 36.0
River = Upper Fountain C Reach = Reach-1 RS = 17499 Upper Fountain Creek 35.0
River = Upper Fountain C Reach = Reach-1 RS = 17037 Upper Fountain Creek 34.0
River = Upper Fountain C Reach = Reach-1 RS = 16525 Upper Fountain Creek 33.0
River = Upper Fountain C Reach = Reach-1 RS = 16052 Upper Fountain Creek 32.0
River = Upper Fountain C Reach = Reach-1 RS = 15688 Upper Fountain Creek 31.0
River = Upper Fountain C Reach = Reach-1 RS = 15590 31ST-ST-US
Legend
WS 500_year_Future
WS 100_year_Future
WS 50_year_Future
WS 25_year_Future
WS 10_year_Future
WS 5_year_Future
WS 2_year_Future
Ground
Ineff
Bank Sta
Elevation (ft)
Station (ft)

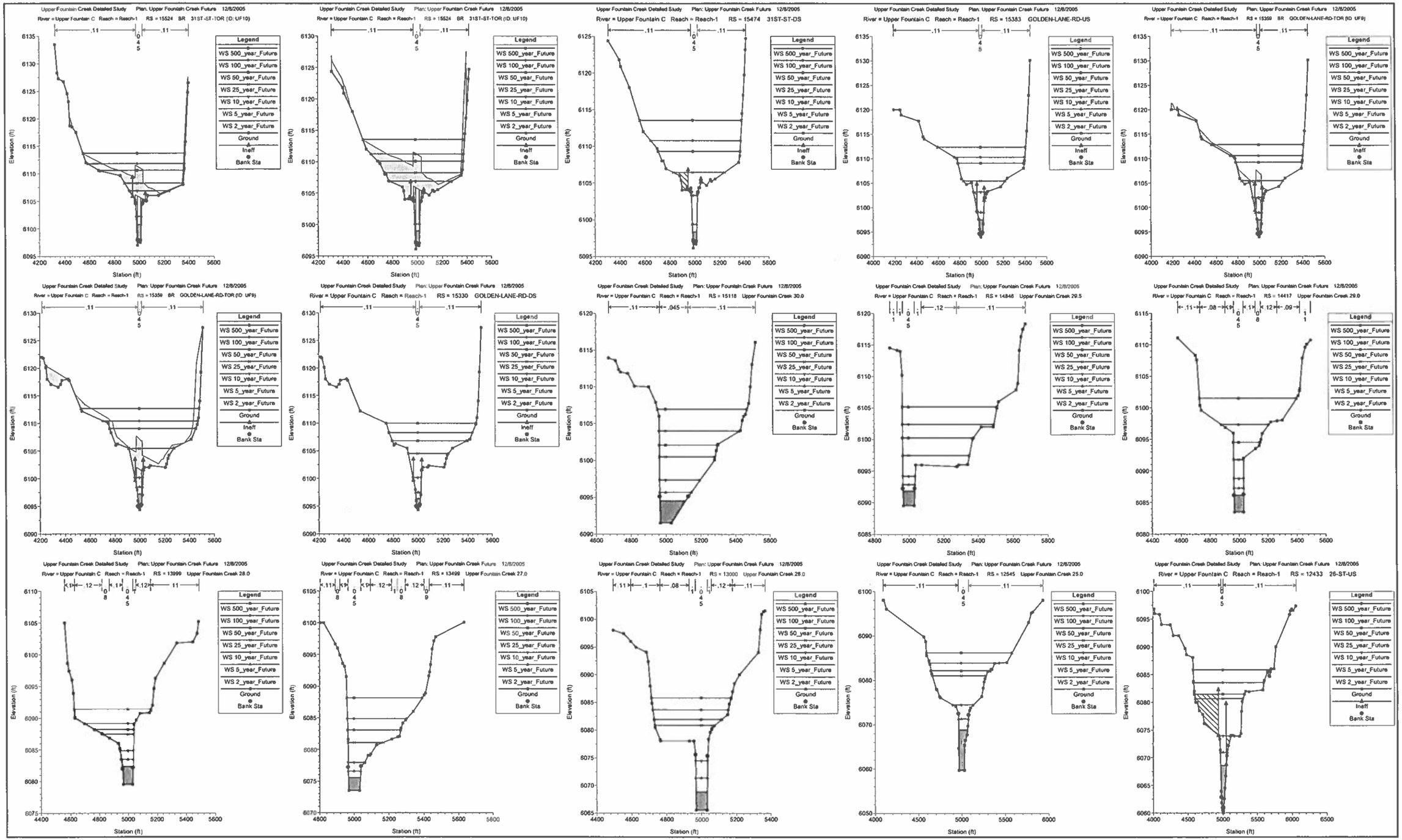
Upper Fountain Creek Detailed Study Plan: Upper Fountain Creek Future 12/8/2005
River = Upper Fountain C Reach = Reach-1 RS = 15524 BR 31ST-ST-TOR (ID: UF10)
River = Upper Fountain C Reach = Reach-1 RS = 15524 BR 31ST-ST-TOR (ID: UF10)
River = Upper Fountain C Reach = Reach-1 RS = 15474 31ST-ST-DS
River = Upper Fountain C Reach = Reach-1 RS = 15383 GOLDEN-LANE-RD-US
River = Upper Fountain C Reach = Reach-1 RS = 15359 BR GOLDEN-LANE-RD-TOR (ID: UF9)
River = Upper Fountain C Reach = Reach-1 RS = 15359 BR GOLDEN-LANE-RD-TOR (ID: UF9)
River = Upper Fountain C Reach = Reach-1 RS = 15330 GOLDEN-LANE-RD-DS
River = Upper Fountain C Reach = Reach-1 RS = 15118 Upper Fountain Creek 30.0
River = Upper Fountain C Reach = Reach-1 RS = 14846 Upper Fountain Creek 29.5
River = Upper Fountain C Reach = Reach-1 RS = 14417 Upper Fountain Creek 29.0
River = Upper Fountain C Reach = Reach-1 RS = 13999 Upper Fountain Creek 28.0
River = Upper Fountain C Reach = Reach-1 RS = 13499 Upper Fountain Creek 27.0
River = Upper Fountain C Reach = Reach-1 RS = 13000 Upper Fountain Creek 26.0
River = Upper Fountain C Reach = Reach-1 RS = 12545 Upper Fountain Creek 25.0
River = Upper Fountain C Reach = Reach-1 RS = 12433 26-ST-US
Legend
WS 500_year_Future
WS 100_year_Future
WS 50_year_Future
WS 25_year_Future
WS 10_year_Future
WS 5_year_Future
WS 2_year_Future
Ground
Ineff
Bank Sta
Elevation (ft)
Station (ft)

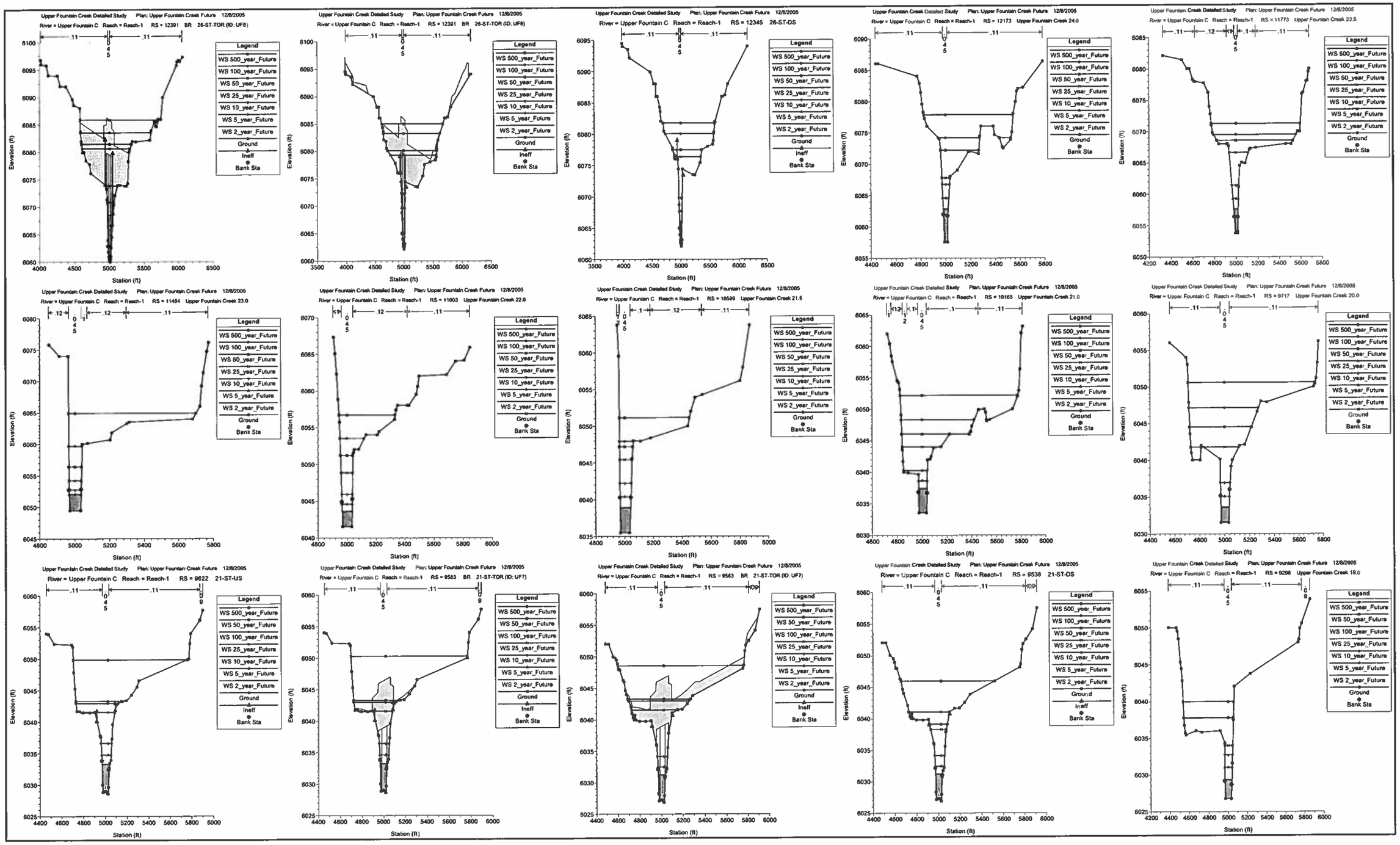
Upper Fountain Creek Detailed Study Plan: Upper Fountain Creek Future 12/8/2005
River = Upper Fountain C Reach = Reach-1 RS = 12391 BR 26-ST-TOR (ID: UF8)
River = Upper Fountain C Reach = Reach-1 RS = 12345 26-ST-DS
River = Upper Fountain C Reach = Reach-1 RS = 12173 Upper Fountain Creek 24.0
River = Upper Fountain C Reach = Reach-1 RS = 11773 Upper Fountain Creek 23.5
River = Upper Fountain C Reach = Reach-1 RS = 11484 Upper Fountain Creek 23.0
River = Upper Fountain C Reach = Reach-1 RS = 11003 Upper Fountain Creek 22.0
River = Upper Fountain C Reach = Reach-1 RS = 10599 Upper Fountain Creek 21.5
River = Upper Fountain C Reach = Reach-1 RS = 10165 Upper Fountain Creek 21.0
River = Upper Fountain C Reach = Reach-1 RS = 9717 Upper Fountain Creek 20.0
River = Upper Fountain C Reach = Reach-1 RS = 9622 21-ST-US
River = Upper Fountain C Reach = Reach-1 RS = 9583 BR 21-ST-TOR (ID: UF7)
River = Upper Fountain C Reach = Reach-1 RS = 9583 BR 21-ST-TOR (ID: UF7)
River = Upper Fountain C Reach = Reach-1 RS = 9538 21-ST-DS
River = Upper Fountain C Reach = Reach-1 RS = 9296 Upper Fountain Creek 19.0
Legend
WS 500_year_Future
WS 100_year_Future
WS 50_year_Future
WS 25_year_Future
WS 10_year_Future
WS 5_year_Future
WS 2_year_Future
Ground
Ineff
Bank Sta
Elevation (ft)
Station (ft)

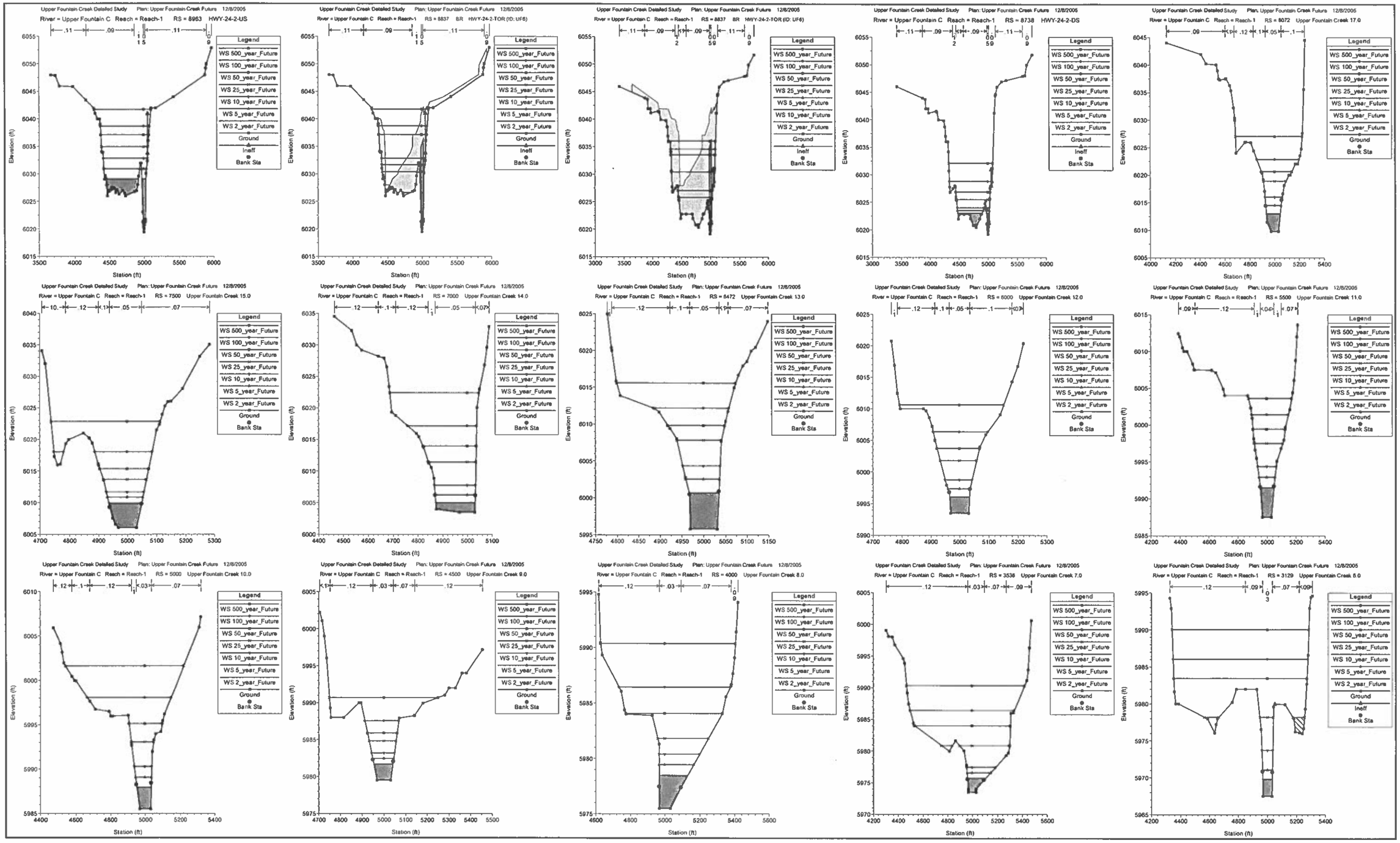
Upper Fountain Creek Detailed Study Plan: Upper Fountain Creek Future 12/8/2005
River = Upper Fountain C Reach = Reach-1 RS = 8963 HWY-24-2-US
River = Upper Fountain C Reach = Reach-1 RS = 8837 BR HWY-24-2-TOR (ID: UF6)
River = Upper Fountain C Reach = Reach-1 RS = 8738 HWY-24-2-DS
River = Upper Fountain C Reach = Reach-1 RS = 8072 Upper Fountain Creek 17.0
River = Upper Fountain C Reach = Reach-1 RS = 7500 Upper Fountain Creek 15.0
River = Upper Fountain C Reach = Reach-1 RS = 7000 Upper Fountain Creek 14.0
River = Upper Fountain C Reach = Reach-1 RS = 6472 Upper Fountain Creek 13.0
River = Upper Fountain C Reach = Reach-1 RS = 6000 Upper Fountain Creek 12.0
River = Upper Fountain C Reach = Reach-1 RS = 5500 Upper Fountain Creek 11.0
River = Upper Fountain C Reach = Reach-1 RS = 5000 Upper Fountain Creek 10.0
River = Upper Fountain C Reach = Reach-1 RS = 4500 Upper Fountain Creek 9.0
River = Upper Fountain C Reach = Reach-1 RS = 4000 Upper Fountain Creek 8.0
River = Upper Fountain C Reach = Reach-1 RS = 3538 Upper Fountain Creek 7.0
River = Upper Fountain C Reach = Reach-1 RS = 3129 Upper Fountain Creek 6.0
Legend
WS 500_year_Future
WS 100_year_Future
WS 50_year_Future
WS 25_year_Future
WS 10_year_Future
WS 5_year_Future
WS 2_year_Future
Ground
Ineff
Bank Sta
Elevation (ft)
Station (ft)

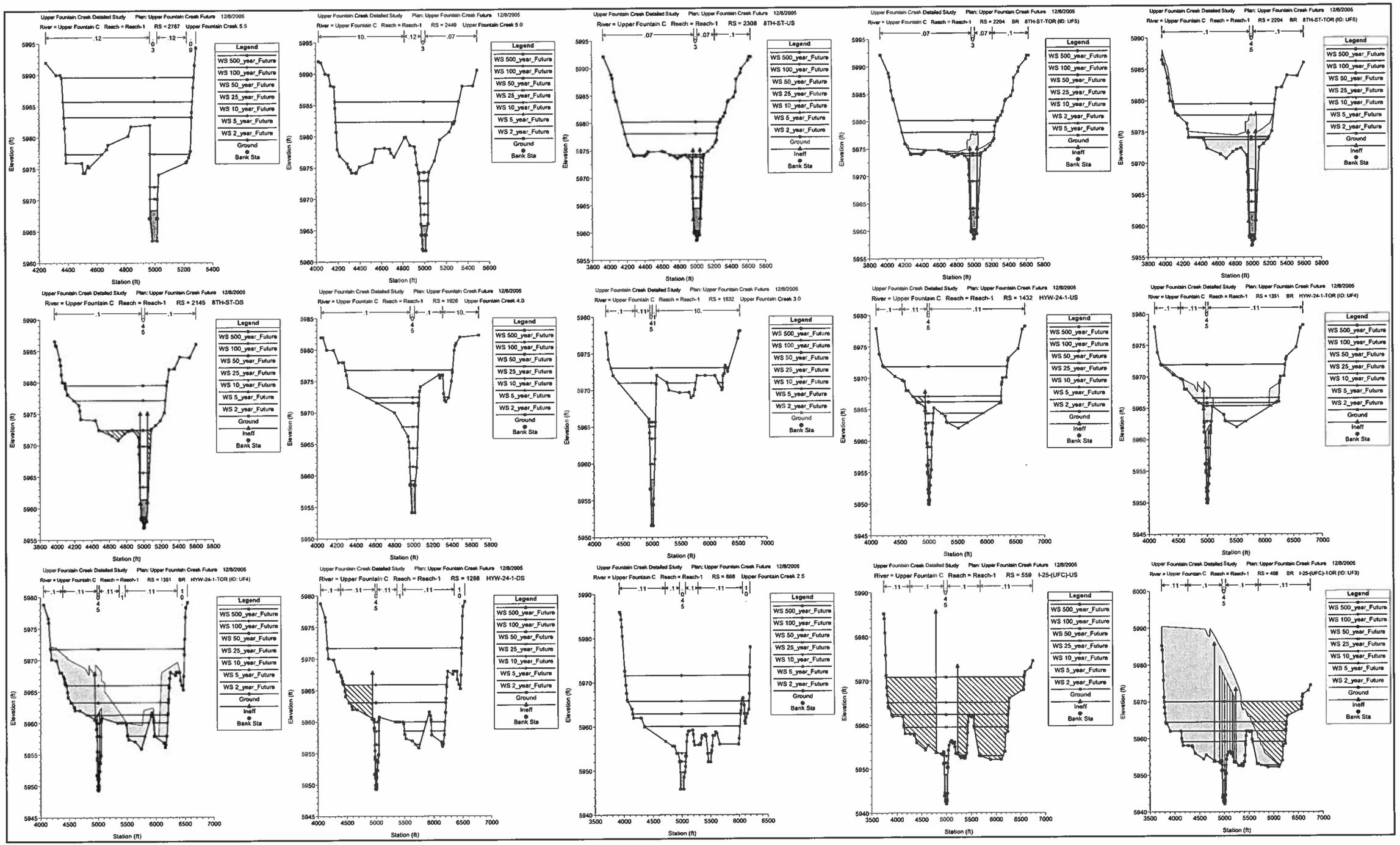
Upper Fountain Creek Detailed Study Plan: Upper Fountain Creek Future 12/8/2005
River = Upper Fountain C Reach = Reach-1 RS = 2787 Upper Fountain Creek 5.5
River = Upper Fountain C Reach = Reach-1 RS = 2449 Upper Fountain Creek 5.0
River = Upper Fountain C Reach = Reach-1 RS = 2308 8TH-ST-US
River = Upper Fountain C Reach = Reach-1 RS = 2204 BR 8TH-ST-TOR (ID: UF5)
River = Upper Fountain C Reach = Reach-1 RS = 2145 8TH-ST-DS
River = Upper Fountain C Reach = Reach-1 RS = 1926 Upper Fountain Creek 4.0
River = Upper Fountain C Reach = Reach-1 RS = 1632 Upper Fountain Creek 3.0
River = Upper Fountain C Reach = Reach-1 RS = 1432 HYW-24-1-US
River = Upper Fountain C Reach = Reach-1 RS = 1351 BR HYW-24-1-TOR (ID: UF4)
River = Upper Fountain C Reach = Reach-1 RS = 1286 HYW-24-1-DS
River = Upper Fountain C Reach = Reach-1 RS = 868 Upper Fountain Creek 2.5
River = Upper Fountain C Reach = Reach-1 RS = 559 I-25-(UFC)-US
River = Upper Fountain C Reach = Reach-1 RS = 408 BR I-25-(UFC)-TOR (ID: UF3)
Legend
WS 500_year_Future
WS 100_year_Future
WS 50_year_Future
WS 25_year_Future
WS 10_year_Future
WS 5_year_Future
WS 2_year_Future
Ground
Ineff
Bank Sta
Elevation (ft)
Station (ft)

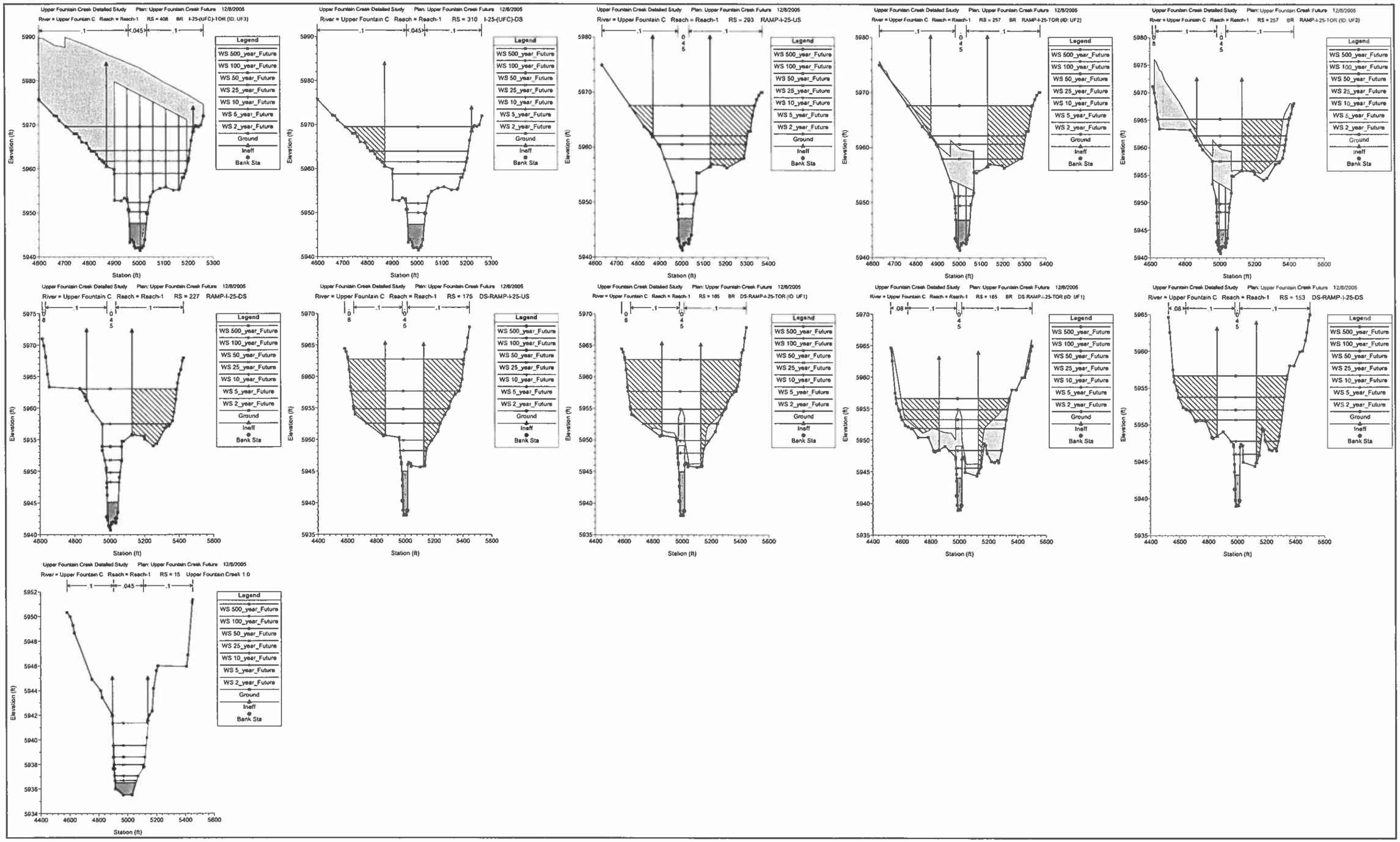
Upper Fountain Creek Detailed Study Plan: Upper Fountain Creek Future 12/8/2005
River = Upper Fountain C Reach = Reach-1 RS = 408 BR I-25-(UFC)-TOR (ID: UF3)
Upper Fountain Creek Detailed Study Plan: Upper Fountain Creek Future 12/8/2005
River = Upper Fountain C Reach = Reach-1 RS = 310 I-25-(UFC)-DS
Upper Fountain Creek Detailed Study Plan: Upper Fountain Creek Future 12/8/2005
River = Upper Fountain C Reach = Reach-1 RS = 293 RAMP-I-25-US
Upper Fountain Creek Detailed Study Plan: Upper Fountain Creek Future 12/8/2005
River = Upper Fountain C Reach = Reach-1 RS = 257 BR RAMP-I-25-TOR (ID: UF2)
Upper Fountain Creek Detailed Study Plan: Upper Fountain Creek Future 12/8/2005
River = Upper Fountain C Reach = Reach-1 RS = 257 BR RAMP-I-25-TOR (ID: UF2)
Upper Fountain Creek Detailed Study Plan: Upper Fountain Creek Future 12/8/2005
River = Upper Fountain C Reach = Reach-1 RS = 227 RAMP-I-25-DS
Upper Fountain Creek Detailed Study Plan: Upper Fountain Creek Future 12/8/2005
River = Upper Fountain C Reach = Reach-1 RS = 175 DS-RAMP-I-25-US
Upper Fountain Creek Detailed Study Plan: Upper Fountain Creek Future 12/8/2005
River = Upper Fountain C Reach = Reach-1 RS = 165 BR DS-RAMP-I-25-TOR (ID UF1)
Upper Fountain Creek Detailed Study Plan: Upper Fountain Creek Future 12/8/2005
River = Upper Fountain C Reach = Reach-1 RS = 165 BR DS-RAMP-I-25-TOR (ID UF1)
Upper Fountain Creek Detailed Study Plan: Upper Fountain Creek Future 12/8/2005
River = Upper Fountain C Reach = Reach-1 RS = 153 DS-RAMP-I-25-DS
Upper Fountain Creek Detailed Study Plan: Upper Fountain Creek Future 12/8/2005
River = Upper Fountain C Reach = Reach-1 RS = 15 Upper Fountain Creek 1.0
Legend
WS 500_year_Future
WS 100_year_Future
WS 50_year_Future
WS 25_year_Future
WS 10_year_Future
WS 5_year_Future
WS 2_year_Future
Ground
Ineff
Bank Sta
Elevation (ft)
Station (ft)

HEC-RAS Plan: UF Future River: Upper Fountain C Reach: Reach-1

Reach	River Sta	Profile	Q Total	Min Ch El	W.S. Elev	Crit W.S.	E.G. Elev	E.G. Slope	Vel Chnl	Flow Area	Top Width	Froude # Chl
			(cfs)	(ft)	(ft)	(ft)	(ft)	(ft/ft)	(ft/s)	(sq ft)	(ft)	
Reach-1	100435	2_year_Future	3.00	8305.50	8305.57	8305.54	8305.58	0.008028	0.73	4.11	61.52	0.50
Reach-1	100435	5_year_Future	8.00	8305.50	8305.63	8305.57	8305.65	0.006368	1.00	7.99	62.56	0.49
Reach-1	100435	10_year_Future	39.00	8305.50	8305.74	8305.74	8305.85	0.019546	2.61	14.93	64.38	0.96
Reach-1	100435	25_year_Future	130.00	8305.50	8306.01	8306.01	8306.25	0.017541	3.99	32.62	68.81	1.02
Reach-1	100435	50_year_Future	230.00	8305.50	8306.24	8306.24	8306.58	0.014830	4.70	48.97	72.22	1.00
Reach-1	100435	100_year_Future	350.00	8305.50	8306.36	8306.46	8306.93	0.020005	6.09	57.80	73.63	1.19
Reach-1	100435	500_year_Future	660.00	8305.50	8306.73	8306.94	8307.68	0.019991	7.83	86.07	77.96	1.27
Reach-1	99994	2_year_Future	3.00	8297.02	8297.07	8297.07	8297.08	0.025219	1.03	2.90	60.89	0.83
Reach-1	99994	5_year_Future	8.00	8297.02	8297.11	8297.11	8297.14	0.019691	1.42	5.65	61.35	0.82
Reach-1	99994	10_year_Future	39.00	8297.02	8297.25	8297.26	8297.37	0.022064	2.74	14.25	62.77	1.01
Reach-1	99994	25_year_Future	130.00	8297.02	8297.50	8297.53	8297.79	0.021047	4.29	30.27	65.34	1.11
Reach-1	99994	50_year_Future	230.00	8297.02	8297.66	8297.77	8298.16	0.025424	5.68	40.54	67.00	1.28
Reach-1	99994	100_year_Future	350.00	8297.02	8297.91	8298.00	8298.49	0.018370	6.09	58.00	70.02	1.15
Reach-1	99994	500_year_Future	660.00	8297.02	8298.31	8298.51	8299.25	0.018263	7.82	86.91	74.74	1.22
Reach-1	99648	2_year_Future	3.00	8289.50	8289.58	8289.58	8289.59	0.004333	0.61	4.95	61.69	0.38
Reach-1	99648	5_year_Future	8.00	8289.50	8289.60	8289.58	8289.63	0.014978	1.30	6.16	62.00	0.73
Reach-1	99648	10_year_Future	39.00	8289.50	8289.71	8289.73	8289.85	0.032296	3.05	12.78	63.67	1.20
Reach-1	99648	25_year_Future	130.00	8289.50	8289.97	8290.02	8290.26	0.022504	4.33	30.06	67.76	1.14
Reach-1	99648	50_year_Future	230.00	8289.50	8290.18	8290.24	8290.60	0.018895	5.16	44.87	70.17	1.12
Reach-1	99648	100_year_Future	350.00	8289.50	8290.30	8290.45	8290.99	0.025849	6.70	52.82	71.43	1.34
Reach-1	99648	500_year_Future	660.00	8289.50	8290.65	8290.94	8291.79	0.025666	8.59	79.00	75.44	1.43
Reach-1	99355	2_year_Future	3.00	8283.48	8283.52	8283.52	8283.55	0.063436	1.34	2.23	63.26	1.26
Reach-1	99355	5_year_Future	8.00	8283.48	8283.56	8283.56	8283.60	0.029877	1.55	5.16	66.81	0.98
Reach-1	99355	10_year_Future	39.00	8283.48	8283.70	8283.70	8283.80	0.023048	2.54	15.33	77.94	1.01
Reach-1	99355	25_year_Future	130.00	8283.48	8283.94	8283.95	8284.14	0.019268	3.60	36.12	96.10	1.03
Reach-1	99355	50_year_Future	230.00	8283.48	8284.07	8284.13	8284.42	0.023578	4.74	48.78	101.62	1.19
Reach-1	99355	100_year_Future	350.00	8283.48	8284.26	8284.30	8284.67	0.017823	5.15	69.00	105.43	1.09
Reach-1	99355	500_year_Future	660.00	8283.48	8284.56	8284.69	8285.26	0.018808	6.73	101.24	110.16	1.19
Reach-1	99201	2_year_Future	3.00	8272.68	8272.82	8272.82	8272.85	0.032259	1.47	2.04	30.20	1.00
Reach-1	99201	5_year_Future	8.00	8272.68	8272.80	8272.88	8273.26	0.559399	5.47	1.46	25.77	4.04
Reach-1	99201	10_year_Future	39.00	8272.68	8272.89	8273.12	8274.08	0.441919	8.74	4.46	32.58	4.16
Reach-1	99201	25_year_Future	130.00	8272.68	8273.06	8273.54	8275.68	0.341134	12.98	10.01	33.09	4.16
Reach-1	99201	50_year_Future	230.00	8272.68	8273.28	8273.92	8275.98	0.171093	13.18	17.47	34.03	3.22
Reach-1	99201	100_year_Future	350.00	8272.68	8273.41	8274.29	8277.42	0.188269	16.07	21.90	34.83	3.51
Reach-1	99201	500_year_Future	660.00	8272.68	8273.90	8275.04	8278.44	0.101891	17.15	39.72	37.86	2.83
Reach-1	99170		Culvert									
Reach-1	99136	2_year_Future	3.00	8271.65	8271.78	8271.78	8271.82	0.015781	1.52	1.97	29.85	1.04
Reach-1	99136	5_year_Future	8.00	8271.65	8271.84	8271.84	8271.91	0.012759	2.04	3.92	32.70	1.04
Reach-1	99136	10_year_Future	39.00	8271.65	8271.87	8272.06	8272.91	0.160551	8.20	4.76	32.81	4.16
Reach-1	99136	25_year_Future	130.00	8271.65	8272.09	8272.50	8273.91	0.084221	10.84	12.02	33.98	4.16
Reach-1	99136	50_year_Future	230.00	8271.65	8272.30	8272.89	8274.55	0.056133	12.05	19.28	34.86	3.22
Reach-1	99136	100_year_Future	350.00	8271.65	8272.47	8273.24	8275.52	0.053295	14.03	25.40	35.58	3.51
Reach-1	99136	500_year_Future	660.00	8271.65	8273.03	8274.01	8276.51	0.028992	15.03	45.89	37.91	2.83
Reach-1	98921	2_year_Future	3.00	8265.50	8265.55	8265.55	8265.56	0.012856	1.08	2.79	61.19	0.89
Reach-1	98921	5_year_Future	8.00	8265.50	8265.58	8265.60	8265.62	0.015479	1.68	4.77	61.75	1.06
Reach-1	98921	10_year_Future	39.00	8265.50	8265.69	8265.73	8265.86	0.018674	3.30	11.81	63.68	1.35
Reach-1	98921	25_year_Future	130.00	8265.50	8265.90	8266.00	8266.30	0.016787	5.07	25.63	67.22	1.44
Reach-1	98921	50_year_Future	230.00	8265.50	8266.02	8266.23	8266.75	0.021431	6.86	33.67	68.94	1.71
Reach-1	98921	100_year_Future	350.00	8265.50	8266.15	8266.45	8267.23	0.023563	8.34	42.41	70.77	1.86
Reach-1	98921	500_year_Future	660.00	8265.50	8266.30	8266.96	8268.74	0.039609	12.56	53.71	73.07	2.50
Reach-1	98371	2_year_Future	3.00	8253.50	8253.55	8253.55	8253.56	0.012899	1.08	2.78	60.63	0.89
Reach-1	98371	5_year_Future	8.00	8253.50	8253.57	8253.57	8253.62	0.018473	1.78	4.50	60.77	1.15
Reach-1	98371	10_year_Future	39.00	8253.50	8253.67	8253.74	8253.89	0.025684	3.69	10.58	61.27	1.56
Reach-1	98371	25_year_Future	130.00	8253.50	8253.85	8254.02	8254.43	0.028677	6.14	21.18	62.06	1.85
Reach-1	98371	50_year_Future	230.00	8253.50	8254.03	8254.27	8254.81	0.021934	7.12	32.37	62.52	1.74
Reach-1	98371	100_year_Future	350.00	8253.50	8254.19	8254.49	8255.24	0.020197	8.21	42.79	62.96	1.75
Reach-1	98371	500_year_Future	660.00	8253.50	8254.61	8255.02	8256.04	0.014538	9.58	69.58	64.06	1.60
Reach-1	97872	2_year_Future	3.00	8239.50	8239.54	8239.54	8239.56	0.018757	1.21	2.48	60.70	1.05
Reach-1	97872	5_year_Future	8.00	8239.50	8239.59	8239.59	8239.62	0.009756	1.47	5.46	61.05	0.86
Reach-1	97872	10_year_Future	39.00	8239.50	8239.72	8239.74	8239.85	0.012251	2.94	13.26	61.96	1.12
Reach-1	97872	25_year_Future	130.00	8239.50	8239.85	8240.01	8240.41	0.027523	6.03	21.56	62.92	1.81
Reach-1	97872	50_year_Future	230.00	8239.50	8239.97	8240.25	8240.93	0.030789	7.83	29.42	63.90	2.02
Reach-1	97872	100_year_Future	350.00	8239.50	8240.07	8240.50	8241.60	0.038705	9.92	35.45	64.65	2.34
Reach-1	97872	500_year_Future	660.00	8239.50	8240.25	8241.00	8243.33	0.053638	14.10	47.39	66.11	2.88
Reach-1	97430	2_year_Future	3.00	8227.50	8227.54	8227.54	8227.56	0.016087	1.15	2.60	60.51	0.98
Reach-1	97430	5_year_Future	8.00	8227.50	8227.56	8227.56	8227.63	0.029612	2.05	3.90	60.56	1.43
Reach-1	97430	10_year_Future	39.00	8227.50	8227.59	8227.74	8228.36	0.218529	7.02	5.55	60.62	4.09
Reach-1	97430	25_year_Future	130.00	8227.50	8227.83	8228.03	8228.48	0.034110	6.50	20.01	61.20	2.00
Reach-1	97430	50_year_Future	230.00	8227.50	8228.03	8228.25	8228.82	0.021754	7.13	32.31	61.75	1.73

HEC-RAS Plan: UF Future River: Upper Fountain C Reach: Reach-1 (Continued)

Reach	River Sta	Profile	Q Total	Min Ch El	W.S. Elev	Crit W.S.	E.G. Elev	E.G. Slope	Vel Chnl	Flow Area	Top Width	Froude # Chl
			(cfs)	(ft)	(ft)	(ft)	(ft)	(ft/ft)	(ft/s)	(sq ft)	(ft)	
Reach-1	97430	100_year_Future	350.00	8227.50	8228.19	8228.50	8229.26	0.020678	8.30	42.30	62.22	1.76
Reach-1	97430	500_year_Future	660.00	8227.50	8228.55	8229.03	8230.18	0.017907	10.24	65.04	63.30	1.76
Reach-1	96906	2_year_Future	3.00	8211.50	8211.55	8211.55	8211.56	0.012033	1.06	2.83	60.54	0.86
Reach-1	96906	5_year_Future	8.00	8211.50	8211.59	8211.59	8211.63	0.008468	1.41	5.68	60.68	0.81
Reach-1	96906	10_year_Future	39.00	8211.50	8211.85	8211.74	8211.93	0.039137	4.20	9.30	60.85	1.89
Reach-1	96906	25_year_Future	130.00	8211.50	8211.84	8212.03	8212.46	0.031501	6.34	20.52	61.40	1.93
Reach-1	96906	50_year_Future	230.00	8211.50	8211.91	8212.26	8213.24	0.052795	9.28	24.78	61.58	2.58
Reach-1	96906	100_year_Future	350.00	8211.50	8212.02	8212.50	8213.89	0.052499	10.96	31.94	61.61	2.68
Reach-1	96906	500_year_Future	660.00	8211.50	8212.27	8213.03	8215.31	0.050933	13.99	47.17	61.63	2.82
Reach-1	96614	2_year_Future	3.00	8204.27	8204.31	8204.31	8204.33	0.013860	1.10	2.72	60.62	0.92
Reach-1	96614	5_year_Future	8.00	8204.27	8204.35	8204.35	8204.39	0.012722	1.59	5.03	60.81	0.97
Reach-1	96614	10_year_Future	39.00	8204.27	8204.43	8204.52	8204.88	0.032435	3.96	9.86	61.19	1.74
Reach-1	96614	25_year_Future	130.00	8204.27	8204.65	8204.80	8205.13	0.019973	5.51	23.60	62.23	1.57
Reach-1	96614	50_year_Future	230.00	8204.27	8204.86	8205.03	8205.49	0.015137	6.37	36.27	63.13	1.47
Reach-1	96614	100_year_Future	350.00	8204.27	8205.02	8205.27	8205.91	0.015600	7.60	46.44	63.85	1.55
Reach-1	96614	500_year_Future	660.00	8204.27	8205.34	8205.79	8206.89	0.016813	10.02	67.05	65.27	1.71
Reach-1	96299	2_year_Future	3.00	8193.50	8193.55	8193.55	8193.56	0.011214	1.03	2.90	60.78	0.83
Reach-1	96299	5_year_Future	8.00	8193.50	8193.58	8193.58	8193.62	0.016914	1.73	4.62	61.00	1.11
Reach-1	96299	10_year_Future	39.00	8193.50	8193.69	8193.72	8193.86	0.018550	3.33	11.71	61.92	1.35
Reach-1	96299	25_year_Future	130.00	8193.50	8193.75	8194.01	8194.90	0.088576	8.61	15.10	62.11	3.08
Reach-1	96299	50_year_Future	230.00	8193.50	8193.83	8194.26	8195.87	0.107344	11.46	20.07	62.12	3.55
Reach-1	96299	100_year_Future	350.00	8193.50	8193.94	8194.50	8196.49	0.088637	12.80	27.36	62.14	3.40
Reach-1	96299	500_year_Future	660.00	8193.50	8194.22	8195.02	8197.60	0.061040	14.75	44.78	62.20	3.06
Reach-1	95893	2_year_Future	3.00	8183.05	8183.09	8183.09	8183.11	0.018013	1.19	2.52	60.85	1.03
Reach-1	95893	5_year_Future	8.00	8183.05	8183.13	8183.13	8183.17	0.013454	1.61	4.96	61.29	1.00
Reach-1	95893	10_year_Future	39.00	8183.05	8183.21	8183.28	8183.47	0.037596	4.11	9.48	62.09	1.88
Reach-1	95893	25_year_Future	130.00	8183.05	8183.49	8183.57	8183.84	0.012642	4.74	27.42	64.30	1.28
Reach-1	95893	50_year_Future	230.00	8183.05	8183.65	8183.79	8184.22	0.013199	6.04	38.20	64.76	1.38
Reach-1	95893	100_year_Future	350.00	8183.05	8183.82	8184.03	8184.62	0.013510	7.19	48.93	65.22	1.45
Reach-1	95893	500_year_Future	660.00	8183.05	8184.11	8184.55	8185.59	0.016159	9.77	68.18	66.03	1.68
Reach-1	95437	2_year_Future	3.00	8168.04	8168.08	8168.08	8168.10	0.014183	1.10	2.74	62.88	0.92
Reach-1	95437	5_year_Future	8.00	8168.04	8168.12	8168.12	8168.16	0.012401	1.54	5.21	65.03	0.96
Reach-1	95437	10_year_Future	39.00	8168.04	8168.20	8168.26	8168.41	0.029157	3.68	10.64	70.19	1.64
Reach-1	95437	25_year_Future	130.00	8168.04	8168.24	8168.53	8169.75	0.156249	9.85	13.36	72.78	3.94
Reach-1	95437	50_year_Future	230.00	8168.04	8168.34	8168.75	8170.39	0.123941	11.52	20.83	79.46	3.76
Reach-1	95437	100_year_Future	350.00	8168.04	8168.44	8168.96	8171.03	0.107038	13.01	29.05	86.21	3.66
Reach-1	95437	500_year_Future	660.00	8168.04	8168.69	8169.40	8171.93	0.070600	14.68	52.73	103.23	3.23
Reach-1	95037	2_year_Future	3.00	8153.80	8153.84	8153.84	8153.87	0.016903	1.21	2.49	56.34	1.01
Reach-1	95037	5_year_Future	8.00	8153.80	8153.88	8153.88	8153.93	0.017163	1.79	4.48	56.92	1.12
Reach-1	95037	10_year_Future	39.00	8153.80	8153.98	8154.05	8154.21	0.027245	3.82	10.20	58.57	1.61
Reach-1	95037	25_year_Future	160.00	8153.80	8154.24	8154.41	8154.83	0.021423	6.14	26.12	62.79	1.66
Reach-1	95037	50_year_Future	310.00	8153.80	8154.46	8154.74	8155.42	0.020428	7.88	40.00	66.07	1.74
Reach-1	95037	100_year_Future	520.00	8153.80	8154.67	8155.12	8156.19	0.022144	9.92	54.15	68.05	1.90
Reach-1	95037	500_year_Future	1100.00	8153.80	8155.10	8155.94	8158.03	0.024793	13.81	84.25	70.78	2.15
Reach-1	94588	2_year_Future	3.00	8139.28	8139.32	8139.32	8139.34	0.020299	1.23	2.43	60.97	1.09
Reach-1	94588	5_year_Future	8.00	8139.28	8139.35	8139.35	8139.40	0.021545	1.86	4.31	61.42	1.23
Reach-1	94588	10_year_Future	39.00	8139.28	8139.46	8139.51	8139.65	0.023000	3.53	11.05	62.97	1.48
Reach-1	94588	25_year_Future	160.00	8139.28	8139.81	8139.87	8140.56	0.051541	7.84	20.48	66.52	2.45
Reach-1	94588	50_year_Future	310.00	8139.28	8139.76	8140.18	8141.39	0.052981	10.28	30.90	72.11	2.65
Reach-1	94588	100_year_Future	520.00	8139.28	8139.95	8140.53	8142.21	0.049375	12.12	45.59	79.42	2.63
Reach-1	94588	500_year_Future	1100.00	8139.28	8140.36	8141.31	8144.02	0.040052	15.54	80.15	87.88	2.64
Reach-1	94156	2_year_Future	3.00	8126.48	8126.52	8126.52	8126.54	0.021192	1.25	2.39	60.63	1.11
Reach-1	94156	5_year_Future	8.00	8126.48	8126.56	8126.57	8126.60	0.016590	1.72	4.65	60.84	1.10
Reach-1	94156	10_year_Future	39.00	8126.48	8126.65	8126.70	8126.88	0.029679	3.85	10.14	61.35	1.67
Reach-1	94156	25_year_Future	160.00	8126.48	8126.93	8127.07	8127.44	0.017668	5.73	27.93	63.06	1.51
Reach-1	94156	50_year_Future	310.00	8126.48	8127.13	8127.40	8128.05	0.019684	7.71	40.39	64.60	1.70
Reach-1	94156	100_year_Future	520.00	8126.48	8127.34	8127.78	8128.81	0.021553	9.74	54.11	67.93	1.86
Reach-1	94156	500_year_Future	1100.00	8126.48	8127.77	8128.59	8130.59	0.023985	13.53	87.11	84.08	2.11
Reach-1	93961	2_year_Future	3.00	8118.17	8118.86	8118.43	8118.87	0.000474	0.60	4.97	21.72	0.22
Reach-1	93961	5_year_Future	8.00	8118.17	8118.87	8118.57	8118.88	0.000453	0.69	11.55	39.69	0.23
Reach-1	93961	10_year_Future	39.00	8118.17	8119.24	8118.90	8119.27	0.000710	1.46	26.74	42.55	0.32
Reach-1	93961	25_year_Future	160.00	8118.17	8118.96	8119.38	8120.73	0.078213	10.69	14.97	40.42	3.10
Reach-1	93961	50_year_Future	310.00	8118.17	8119.20	8119.81	8121.58	0.055581	12.37	25.06	42.30	2.82
Reach-1	93961	100_year_Future	520.00	8118.17	8119.48	8120.29	8122.56	0.043002	14.09	37.23	44.11	2.65
Reach-1	93961	500_year_Future	1100.00	8118.17	8126.48	8121.39	8126.60	0.000104	2.98	716.69	283.79	0.19
Reach-1	93927	Bridge										
Reach-1	93881	2_year_Future	3.00	8117.19	8117.45	8117.45	8117.52	0.010794	2.11	1.42	9.87	0.98
Reach-1	93881	5_year_Future	8.00	8117.19	8117.59	8117.59	8117.69	0.009351	2.46	3.26	18.23	0.97

HEC-RAS Plan: UF Future River: Upper Fountain C Reach: Reach-1 (Continued)

Reach	River Sta	Profile	Q Total	Min Ch El	W.S. Elev	Crit W.S.	E.G. Elev	E.G. Slope	Vel Chnl	Flow Area	Top Width	Froude # Chl
			(cfs)	(ft)	(ft)	(ft)	(ft)	(ft/ft)	(ft/s)	(sq ft)	(ft)	
Reach-1	93881	10_year_Future	39.00	8117.19	8117.90	8117.90	8118.07	0.010014	3.32	11.76	39.34	1.07
Reach-1	93881	25_year_Future	160.00	8117.19	8118.23	8118.42	8118.85	0.013745	6.32	25.67	48.38	1.41
Reach-1	93881	50_year_Future	310.00	8117.19	8118.84	8118.85	8119.37	0.004961	5.96	83.06	96.40	0.95
Reach-1	93881	100_year_Future	520.00	8117.19	8118.84	8119.40	8120.33	0.013999	10.01	63.00	96.32	1.60
Reach-1	93881	500_year_Future	1100.00	8117.19	8120.24	8120.24	8120.78	0.002447	8.98	464.81	435.68	0.78
Reach-1	93628	2_year_Future	3.00	8112.70	8112.75	8112.75	8112.76	0.011451	1.03	2.92	63.07	0.84
Reach-1	93628	5_year_Future	8.00	8112.70	8112.75	8112.79	8112.85	0.058621	2.47	3.23	63.35	1.93
Reach-1	93628	10_year_Future	39.00	8112.70	8112.84	8112.93	8113.14	0.052232	4.37	8.92	68.22	2.13
Reach-1	93628	25_year_Future	160.00	8112.70	8113.06	8113.24	8113.68	0.033557	6.30	25.39	80.74	1.98
Reach-1	93628	50_year_Future	310.00	8112.70	8113.06	8113.52	8115.36	0.124183	12.16	25.51	80.82	3.81
Reach-1	93628	100_year_Future	520.00	8112.70	8113.37	8113.82	8114.97	0.035086	10.19	53.55	99.20	2.27
Reach-1	93628	500_year_Future	1100.00	8112.70	8113.54	8114.50	8117.87	0.069107	16.80	71.41	109.31	3.31
Reach-1	93152	2_year_Future	3.00	8101.50	8101.54	8101.54	8101.56	0.015442	1.14	2.64	61.01	0.96
Reach-1	93152	5_year_Future	8.00	8101.50	8101.58	8101.58	8101.62	0.013990	1.63	4.91	61.53	1.02
Reach-1	93152	10_year_Future	39.00	8101.50	8101.70	8101.73	8101.86	0.016120	3.17	12.31	63.20	1.26
Reach-1	93152	25_year_Future	160.00	8101.50	8101.95	8102.09	8102.44	0.017396	5.63	28.59	68.32	1.50
Reach-1	93152	50_year_Future	310.00	8101.50	8102.27	8102.40	8102.88	0.010466	6.29	51.56	76.60	1.28
Reach-1	93152	100_year_Future	520.00	8101.50	8102.40	8102.77	8103.62	0.016962	8.93	62.04	80.39	1.67
Reach-1	93152	500_year_Future	1100.00	8101.50	8102.99	8103.55	8104.85	0.013364	11.12	117.31	108.36	1.61
Reach-1	92691	2_year_Future	3.00	8089.74	8089.79	8089.79	8089.80	0.012461	1.07	2.80	60.53	0.88
Reach-1	92691	5_year_Future	8.00	8089.74	8089.81	8089.82	8089.87	0.023205	1.91	4.19	60.60	1.28
Reach-1	92691	10_year_Future	39.00	8089.74	8089.90	8089.97	8090.14	0.031546	3.93	9.92	60.87	1.72
Reach-1	92691	25_year_Future	160.00	8089.74	8090.11	8090.34	8090.89	0.034997	7.10	22.52	61.43	2.07
Reach-1	92691	50_year_Future	310.00	8089.74	8090.17	8090.67	8092.34	0.079248	11.83	26.21	61.54	3.19
Reach-1	92691	100_year_Future	520.00	8089.74	8090.48	8091.05	8092.53	0.036106	11.49	45.39	62.13	2.36
Reach-1	92691	500_year_Future	1100.00	8089.74	8090.87	8091.89	8094.80	0.039489	15.92	69.59	62.88	2.65
Reach-1	92273	2_year_Future	3.00	8079.50	8079.53	8079.56	8079.58	0.068381	1.78	1.68	60.56	1.88
Reach-1	92273	5_year_Future	8.00	8079.50	8079.52	8079.58	8080.14	1.244336	6.30	1.27	60.52	7.87
Reach-1	92273	10_year_Future	39.00	8079.50	8079.69	8079.74	8079.87	0.019629	3.40	11.48	61.46	1.38
Reach-1	92273	25_year_Future	160.00	8079.50	8079.95	8080.09	8080.47	0.018447	5.80	27.59	63.24	1.54
Reach-1	92273	50_year_Future	310.00	8079.50	8080.23	8080.42	8080.94	0.012901	6.77	46.88	70.73	1.40
Reach-1	92273	100_year_Future	520.00	8079.50	8080.39	8080.79	8081.73	0.018724	9.30	58.16	75.34	1.75
Reach-1	92273	500_year_Future	1100.00	8079.50	8080.87	8081.61	8083.27	0.018979	12.54	97.80	88.71	1.89
Reach-1	91788	2_year_Future	3.00	8067.50	8067.54	8067.54	8067.56	0.021182	1.25	2.39	60.67	1.11
Reach-1	91788	5_year_Future	8.00	8067.50	8067.57	8067.57	8067.63	0.021609	1.86	4.29	60.88	1.24
Reach-1	91788	10_year_Future	39.00	8067.50	8067.69	8067.73	8067.87	0.019249	3.37	11.56	61.67	1.37
Reach-1	91788	25_year_Future	160.00	8067.50	8067.87	8068.09	8068.63	0.033695	6.96	23.00	62.90	2.03
Reach-1	91788	50_year_Future	310.00	8067.50	8067.98	8068.42	8069.64	0.052775	10.33	30.01	63.69	2.65
Reach-1	91788	100_year_Future	520.00	8067.50	8068.26	8068.79	8070.10	0.031463	10.87	48.21	66.23	2.21
Reach-1	91788	500_year_Future	1100.00	8067.50	8068.71	8069.60	8071.89	0.029302	14.34	78.99	70.52	2.30
Reach-1	91350	2_year_Future	3.00	8055.50	8055.54	8055.54	8055.56	0.019482	1.22	2.46	61.04	1.07
Reach-1	91350	5_year_Future	8.00	8055.50	8055.59	8055.59	8055.62	0.009368	1.44	5.55	61.82	0.85
Reach-1	91350	10_year_Future	39.00	8055.50	8055.62	8055.73	8056.04	0.079620	5.14	7.58	62.34	2.60
Reach-1	91350	25_year_Future	160.00	8055.50	8055.92	8056.09	8056.48	0.022986	6.06	26.42	66.91	1.70
Reach-1	91350	50_year_Future	310.00	8055.50	8056.16	8056.39	8056.97	0.017669	7.24	43.01	70.59	1.61
Reach-1	91350	100_year_Future	520.00	8055.50	8056.30	8056.75	8057.81	0.024798	9.86	53.44	72.73	1.97
Reach-1	91350	500_year_Future	1100.00	8055.50	8056.71	8057.53	8059.55	0.026695	13.57	84.47	78.76	2.20
Reach-1	90892	2_year_Future	3.00	8043.39	8043.42	8043.44	8043.46	0.037900	1.49	2.01	60.83	1.44
Reach-1	90892	5_year_Future	8.00	8043.39	8043.47	8043.47	8043.51	0.015835	1.69	4.73	61.41	1.07
Reach-1	90892	10_year_Future	39.00	8043.39	8043.59	8043.63	8043.75	0.015609	3.14	12.41	63.02	1.25
Reach-1	90892	25_year_Future	160.00	8043.39	8043.77	8043.97	8044.47	0.030156	6.69	24.11	67.50	1.93
Reach-1	90892	50_year_Future	310.00	8043.39	8043.91	8044.30	8045.29	0.039559	9.44	33.70	71.73	2.33
Reach-1	90892	100_year_Future	520.00	8043.39	8044.17	8044.65	8045.81	0.027643	10.38	58.76	106.47	2.08
Reach-1	90892	500_year_Future	1100.00	8043.39	8044.59	8045.36	8047.31	0.026605	13.62	103.01	114.66	2.20
Reach-1	90752	2_year_Future	3.00	8035.88	8036.39	8036.05	8036.40	0.000072	0.35	8.57	20.16	0.09
Reach-1	90752	5_year_Future	8.00	8035.88	8036.55	8036.14	8036.56	0.000186	0.69	11.67	20.31	0.16
Reach-1	90752	10_year_Future	39.00	8035.88	8037.06	8036.46	8037.11	0.000521	1.76	22.20	20.42	0.30
Reach-1	90752	25_year_Future	160.00	8035.88	8038.15	8037.23	8038.35	0.000882	3.62	44.45	20.66	0.43
Reach-1	90752	50_year_Future	310.00	8035.88	8039.54	8037.92	8039.82	0.000638	4.28	73.42	20.98	0.40
Reach-1	90752	100_year_Future	520.00	8035.88	8037.59	8038.73	8041.47	0.024878	15.81	33.01	20.54	2.19
Reach-1	90752	500_year_Future	1100.00	8035.88	8042.73	8041.13	8043.08	0.000480	5.69	529.62	182.08	0.39
Reach-1	90715		Bridge									
Reach-1	90689	2_year_Future	3.00	8036.09	8036.27	8036.27	8036.31	0.012629	1.68	1.79	19.79	0.98
Reach-1	90689	5_year_Future	8.00	8036.09	8036.35	8036.35	8036.43	0.009966	2.30	3.48	19.92	0.97
Reach-1	90689	10_year_Future	39.00	8036.09	8036.66	8036.66	8036.91	0.007987	4.01	9.74	20.31	1.02
Reach-1	90689	25_year_Future	160.00	8036.09	8037.44	8037.44	8038.05	0.005372	6.26	25.65	20.48	0.98
Reach-1	90689	50_year_Future	310.00	8036.09	8038.11	8038.11	8039.08	0.004833	7.90	39.50	20.63	1.00
Reach-1	90689	100_year_Future	520.00	8036.09	8038.94	8038.94	8040.28	0.004153	9.28	56.62	20.81	0.98
Reach-1	90689	500_year_Future	1100.00	8036.09	8041.31	8041.31	8042.55	0.001882	9.44	237.73	168.10	0.73

HEC-RAS Plan: UF Future River: Upper Fountain C Reach: Reach-1 (Continued)

Reach	River Sta	Profile	Q Total	Min Ch El	W.S. Elev	Crit W.S.	E.G. Elev	E.G. Slope	Vel Chnl	Flow Area	Top Width	Froude # Chl
			(cfs)	(ft)	(ft)	(ft)	(ft)	(ft/ft)	(ft/s)	(sq ft)	(ft)	
Reach-1	90504	2_year_Future	3.00	8029.41	8029.56	8029.60	8029.70	0.184800	3.07	0.98	16.32	2.21
Reach-1	90504	5_year_Future	8.00	8029.41	8029.58	8029.70	8030.11	0.396942	5.84	1.37	16.88	3.61
Reach-1	90504	10_year_Future	39.00	8029.41	8029.70	8030.04	8031.74	0.479720	11.46	3.40	17.53	4.58
Reach-1	90504	25_year_Future	160.00	8029.41	8030.06	8030.82	8034.01	0.255577	15.95	10.03	19.50	3.92
Reach-1	90504	50_year_Future	310.00	8029.41	8032.84	8031.65	8032.96	0.000888	3.21	215.88	172.76	0.31
Reach-1	90504	100_year_Future	520.00	8029.41	8033.32	8032.31	8033.48	0.001203	4.09	299.64	181.69	0.37
Reach-1	90504	500_year_Future	1100.00	8029.41	8034.88	8033.29	8034.86	0.001105	4.83	564.99	207.44	0.36
Reach-1	90479		Culvert									
Reach-1	90459	2_year_Future	3.00	8028.26	8028.31	8028.45	8052.18	109.431600	39.21	0.08	3.66	1.05
Reach-1	90459	5_year_Future	8.00	8028.26	8028.35	8028.54	8040.01	23.605850	27.41	0.29	7.57	3.61
Reach-1	90459	10_year_Future	39.00	8028.26	8028.50	8028.89	8032.20	1.280602	15.43	2.53	17.41	4.58
Reach-1	90459	25_year_Future	160.00	8028.26	8028.92	8029.66	8032.56	0.230476	15.30	10.46	20.04	3.92
Reach-1	90459	50_year_Future	310.00	8028.26	8030.31	8030.31	8031.24	0.010733	7.76	41.33	23.79	1.00
Reach-1	90459	100_year_Future	520.00	8028.26	8031.06	8031.06	8032.37	0.009765	9.25	59.72	25.44	1.01
Reach-1	90459	500_year_Future	1100.00	8028.26	8032.83	8032.83	8033.83	0.004066	8.42	301.00	194.53	0.71
Reach-1	90246	2_year_Future	3.00	8023.50	8023.62	8023.62	8023.69	0.034224	2.12	1.41	12.85	1.12
Reach-1	90246	5_year_Future	8.00	8023.50	8023.74	8023.74	8023.85	0.021839	2.68	2.96	13.34	1.00
Reach-1	90246	10_year_Future	39.00	8023.50	8024.15	8024.15	8024.44	0.016915	4.38	8.91	15.66	1.02
Reach-1	90246	25_year_Future	160.00	8023.50	8025.09	8025.10	8025.57	0.009148	5.79	38.52	61.91	0.87
Reach-1	90246	50_year_Future	310.00	8023.50	8025.05	8025.72	8027.02	0.038233	11.63	36.30	59.55	1.77
Reach-1	90246	100_year_Future	520.00	8023.50	8025.38	8026.21	8028.12	0.043088	14.30	59.75	81.07	1.94
Reach-1	90246	500_year_Future	1100.00	8023.50	8025.90	8026.93	8030.37	0.057155	19.71	118.22	141.88	2.34
Reach-1	89780	2_year_Future	3.00	8009.50	8009.62	8009.62	8009.68	0.028776	1.98	1.52	13.25	1.03
Reach-1	89780	5_year_Future	8.00	8009.50	8009.69	8009.72	8009.85	0.043832	3.25	2.46	13.97	1.37
Reach-1	89780	10_year_Future	39.00	8009.50	8009.93	8010.18	8010.57	0.065058	6.46	6.04	15.42	1.88
Reach-1	89780	25_year_Future	160.00	8009.50	8010.12	8010.62	8013.50	0.220457	15.48	17.36	88.34	3.69
Reach-1	89780	50_year_Future	310.00	8009.50	8010.73	8010.95	8011.49	0.028052	9.07	87.39	142.72	1.49
Reach-1	89780	100_year_Future	520.00	8009.50	8011.04	8011.30	8011.93	0.026835	10.41	134.59	160.34	1.52
Reach-1	89780	500_year_Future	1100.00	8009.50	8011.69	8012.02	8012.81	0.024206	12.63	250.45	197.01	1.53
Reach-1	89345	2_year_Future	3.00	7996.82	7996.90	7996.95	7997.05	0.119675	3.13	0.96	12.26	1.97
Reach-1	89345	5_year_Future	8.00	7996.82	7997.05	7997.05	7997.17	0.023468	2.78	2.87	12.78	1.03
Reach-1	89345	10_year_Future	39.00	7996.82	7997.47	7997.51	7997.78	0.016472	4.51	10.12	29.03	1.02
Reach-1	89345	25_year_Future	160.00	7996.82	7998.27	7998.31	7998.85	0.012092	6.74	40.03	45.95	1.00
Reach-1	89345	50_year_Future	310.00	7996.82	7998.50	7998.94	7999.93	0.024919	10.73	51.58	51.01	1.47
Reach-1	89345	100_year_Future	520.00	7996.82	7999.03	7999.63	8000.87	0.023738	12.61	81.59	62.25	1.51
Reach-1	89345	500_year_Future	1100.00	7996.82	8000.11	8000.92	8002.68	0.021798	15.80	162.51	91.83	1.54
Reach-1	88887	2_year_Future	3.00	7983.91	7984.07	7984.03	7984.11	0.031278	1.53	1.96	12.31	0.68
Reach-1	88887	5_year_Future	8.00	7983.91	7984.25	7984.15	7984.30	0.019503	1.94	4.13	12.65	0.60
Reach-1	88887	10_year_Future	39.00	7983.91	7984.53	7984.62	7984.91	0.058190	4.96	8.13	18.63	1.13
Reach-1	88887	25_year_Future	160.00	7983.91	7985.00	7985.44	7986.34	0.107848	9.93	22.50	41.87	1.69
Reach-1	88887	50_year_Future	310.00	7983.91	7985.80	7985.93	7986.48	0.033846	8.08	70.85	79.09	1.04
Reach-1	88887	100_year_Future	520.00	7983.91	7986.21	7986.48	7987.08	0.037603	9.71	118.06	150.55	1.13
Reach-1	88887	500_year_Future	1100.00	7983.91	7986.72	7987.07	7987.91	0.048895	12.67	197.11	160.47	1.34
Reach-1	88548	2_year_Future	3.00	7974.59	7974.75	7974.71	7974.78	0.018576	1.42	2.12	14.29	0.65
Reach-1	88548	5_year_Future	8.00	7974.59	7974.81	7974.81	7974.92	0.042366	2.62	3.05	15.19	1.03
Reach-1	88548	10_year_Future	39.00	7974.59	7975.19	7975.19	7975.45	0.028021	4.06	10.03	23.52	0.98
Reach-1	88548	25_year_Future	160.00	7974.59	7976.06	7976.10	7976.42	0.012867	5.26	55.97	129.21	0.78
Reach-1	88548	50_year_Future	310.00	7974.59	7976.26	7976.46	7976.96	0.023696	7.80	82.30	131.90	1.09
Reach-1	88548	100_year_Future	520.00	7974.59	7976.63	7976.80	7977.37	0.022381	8.72	132.43	136.86	1.09
Reach-1	88548	500_year_Future	1100.00	7974.59	7977.47	7977.47	7978.25	0.018270	9.97	251.06	147.96	1.05
Reach-1	88047	2_year_Future	3.00	7959.50	7959.63	7959.60	7959.66	0.025537	1.22	2.46	18.84	0.59
Reach-1	88047	5_year_Future	8.00	7959.50	7959.79	7959.68	7959.83	0.012789	1.44	5.55	19.61	0.48
Reach-1	88047	10_year_Future	39.00	7959.50	7960.14	7960.02	7960.28	0.019832	3.00	14.59	38.02	0.68
Reach-1	88047	25_year_Future	160.00	7959.50	7960.32	7960.69	7961.49	0.127438	9.02	22.19	47.30	1.79
Reach-1	88047	50_year_Future	310.00	7959.50	7960.98	7961.17	7961.67	0.040718	7.64	64.80	81.13	1.12
Reach-1	88047	100_year_Future	520.00	7959.50	7961.35	7961.56	7962.24	0.042881	9.10	98.95	92.81	1.19
Reach-1	88047	500_year_Future	1100.00	7959.50	7961.95	7962.35	7963.44	0.054983	12.46	156.35	105.48	1.41
Reach-1	87627	2_year_Future	3.00	7947.02	7947.09	7947.09	7947.12	0.081711	1.43	2.10	30.36	0.96
Reach-1	87627	5_year_Future	8.00	7947.02	7947.15	7947.15	7947.21	0.069165	2.01	3.99	30.50	0.98
Reach-1	87627	10_year_Future	39.00	7947.02	7947.39	7947.39	7947.57	0.051565	3.43	11.38	31.03	1.00
Reach-1	87627	25_year_Future	160.00	7947.02	7947.96	7947.96	7948.42	0.039143	5.42	29.50	32.32	1.00
Reach-1	87627	50_year_Future	310.00	7947.02	7948.48	7948.48	7949.17	0.032792	6.67	48.04	40.27	0.99
Reach-1	87627	100_year_Future	520.00	7947.02	7949.06	7949.08	7949.97	0.027208	7.69	75.50	52.53	0.95
Reach-1	87627	500_year_Future	1100.00	7947.02	7950.48	7950.52	7951.49	0.017035	8.63	192.26	143.15	0.82
Reach-1	87478	2_year_Future	3.00	7941.16	7941.60	7941.30	7941.61	0.001390	0.60	5.02	12.38	0.17
Reach-1	87478	5_year_Future	8.00	7941.16	7941.86	7941.42	7941.87	0.002075	0.97	8.25	13.14	0.22
Reach-1	87478	10_year_Future	39.00	7941.16	7942.66	7941.89	7942.72	0.003243	1.98	20.93	20.92	0.30
Reach-1	87478	25_year_Future	160.00	7941.16	7944.38	7942.94	7944.48	0.002188	2.82	80.71	77.54	0.28

HEC-RAS Plan: UF Future River: Upper Fountain C Reach: Reach-1 (Continued)

Reach	River Sta	Profile	Q Total	Min Ch El	W.S. Elev	Crit W.S.	E.G. Elev	E.G. Slope	Vel Chnl	Flow Area	Top Width	Froude # Chl
			(cfs)	(ft)	(ft)	(ft)	(ft)	(ft/ft)	(ft/s)	(sq ft)	(ft)	
Reach-1	87478	50_year_Future	310.00	7941.16	7945.73	7943.71	7945.81	0.001378	2.86	291.16	238.89	0.24
Reach-1	87478	100_year_Future	520.00	7941.16	7946.11	7944.39	7946.23	0.002120	3.74	385.21	255.58	0.30
Reach-1	87478	500_year_Future	1100.00	7941.16	7946.70	7946.01	7946.92	0.004252	5.72	542.36	281.27	0.43
Reach-1	87453		Culvert									
Reach-1	87424	2_year_Future	3.00	7941.16	7941.31	7941.31	7941.37	0.067594	1.99	1.51	11.49	0.97
Reach-1	87424	5_year_Future	8.00	7941.16	7941.41	7941.41	7941.55	0.076021	3.01	2.66	11.79	1.12
Reach-1	87424	10_year_Future	39.00	7941.16	7941.87	7941.87	7942.20	0.045141	4.60	8.48	13.19	1.01
Reach-1	87424	25_year_Future	160.00	7941.16	7942.94	7942.94	7943.58	0.027653	6.55	28.11	30.18	0.91
Reach-1	87424	50_year_Future	310.00	7941.16	7943.50	7943.50	7944.53	0.032153	8.62	49.61	48.72	1.03
Reach-1	87424	100_year_Future	520.00	7941.16	7944.47	7944.47	7945.28	0.016276	8.31	113.30	80.76	0.82
Reach-1	87424	500_year_Future	1100.00	7941.16	7946.12	7946.12	7946.61	0.009193	7.80	440.49	360.37	0.63
Reach-1	87274	2_year_Future	3.00	7931.21	7931.75	7931.49	7931.76	0.001862	0.56	5.39	16.20	0.17
Reach-1	87274	5_year_Future	8.00	7931.21	7932.14	7931.61	7932.14	0.001023	0.67	12.07	18.20	0.14
Reach-1	87274	10_year_Future	39.00	7931.21	7933.47	7931.98	7933.49	0.000630	1.08	38.81	21.90	0.13
Reach-1	87274	25_year_Future	160.00	7931.21	7937.03	7932.83	7937.06	0.000313	1.49	141.02	50.15	0.11
Reach-1	87274	50_year_Future	310.00	7931.21	7938.22	7933.55	7938.28	0.000517	2.19	319.53	328.32	0.15
Reach-1	87274	100_year_Future	520.00	7931.21	7938.41	7934.42	7938.55	0.001190	3.38	384.49	350.89	0.23
Reach-1	87274	500_year_Future	1100.00	7931.21	7938.27	7936.23	7939.02	0.006229	7.62	335.44	343.71	0.51
Reach-1	87220		Culvert									
Reach-1	87162	2_year_Future	3.00	7927.39	7927.50	7927.50	7927.55	0.050396	1.77	1.69	17.27	1.00
Reach-1	87162	5_year_Future	8.00	7927.39	7927.59	7927.59	7927.68	0.041726	2.45	3.27	17.77	1.01
Reach-1	87162	10_year_Future	39.00	7927.39	7927.93	7927.93	7928.18	0.030862	4.05	9.63	19.55	1.02
Reach-1	87162	25_year_Future	160.00	7927.39	7928.73	7928.73	7929.34	0.020827	6.32	25.92	21.24	0.98
Reach-1	87162	50_year_Future	310.00	7927.39	7929.43	7929.43	7930.39	0.018071	7.88	41.44	22.73	0.98
Reach-1	87162	100_year_Future	520.00	7927.39	7930.23	7930.23	7931.57	0.016286	9.36	60.34	24.43	0.99
Reach-1	87162	500_year_Future	1100.00	7927.39	7931.98	7931.98	7934.15	0.014059	12.02	106.73	30.19	0.99
Reach-1	86965	2_year_Future	3.00	7917.50	7917.64	7917.59	7917.66	0.014479	1.16	2.58	19.44	0.56
Reach-1	86965	5_year_Future	8.00	7917.50	7917.76	7917.68	7917.80	0.011869	1.58	5.05	20.55	0.56
Reach-1	86965	10_year_Future	39.00	7917.50	7917.86	7918.00	7918.32	0.093412	5.44	7.16	21.45	1.66
Reach-1	86965	25_year_Future	160.00	7917.50	7918.19	7918.71	7920.05	0.163623	10.97	14.91	27.47	2.44
Reach-1	86965	50_year_Future	310.00	7917.50	7918.48	7919.30	7921.63	0.170109	14.37	23.91	35.19	2.65
Reach-1	86965	100_year_Future	520.00	7917.50	7918.80	7919.93	7923.23	0.163856	17.28	36.86	43.98	2.73
Reach-1	86965	500_year_Future	1100.00	7917.50	7919.46	7921.11	7926.27	0.150051	22.10	72.78	62.18	2.81
Reach-1	86500	2_year_Future	3.00	7907.50	7907.62	7907.60	7907.65	0.035382	1.35	2.22	18.62	0.69
Reach-1	86500	5_year_Future	8.00	7907.50	7907.70	7907.68	7907.77	0.050761	2.22	3.61	18.88	0.89
Reach-1	86500	10_year_Future	39.00	7907.50	7908.12	7908.01	7908.29	0.024820	3.27	12.00	22.42	0.75
Reach-1	86500	25_year_Future	160.00	7907.50	7908.98	7908.79	7909.30	0.016111	4.80	44.61	52.97	0.70
Reach-1	86500	50_year_Future	310.00	7907.50	7909.50	7909.36	7910.00	0.014198	5.71	84.20	73.53	0.70
Reach-1	86500	100_year_Future	520.00	7907.50	7910.23	7909.91	7910.68	0.012431	6.37	132.17	78.03	0.68
Reach-1	86500	500_year_Future	1100.00	7907.50	7911.58	7910.82	7912.13	0.010175	7.54	240.88	83.53	0.66
Reach-1	86028	2_year_Future	3.00	7897.50	7897.84	7897.69	7897.86	0.010088	1.32	2.27	7.54	0.42
Reach-1	86028	5_year_Future	8.00	7897.50	7898.07	7897.88	7898.13	0.010948	1.91	4.27	11.05	0.48
Reach-1	86028	10_year_Future	38.00	7897.50	7898.59	7898.45	7898.78	0.016588	3.75	13.91	23.16	0.66
Reach-1	86028	25_year_Future	160.00	7897.50	7899.42		7899.94	0.024912	6.67	37.97	34.62	0.89
Reach-1	86028	50_year_Future	350.00	7897.50	7900.23	7900.23	7900.99	0.025636	8.87	70.15	44.96	0.96
Reach-1	86028	100_year_Future	630.00	7897.50	7901.00	7901.00	7902.02	0.026707	10.75	107.27	50.86	1.02
Reach-1	86028	500_year_Future	1400.00	7897.50	7902.47	7902.47	7904.03	0.028393	14.07	190.36	62.24	1.12
Reach-1	85596	2_year_Future	3.00	7889.50	7889.69	7889.69	7889.77	0.054387	2.30	1.30	7.95	1.00
Reach-1	85596	5_year_Future	8.00	7889.50	7889.86	7889.88	7889.98	0.039719	2.86	2.80	9.71	0.94
Reach-1	85596	10_year_Future	38.00	7889.50	7890.38	7890.38	7890.58	0.021875	4.00	14.31	42.74	0.81
Reach-1	85596	25_year_Future	160.00	7889.50	7891.09	7890.97	7891.37	0.015968	5.39	56.72	62.88	0.78
Reach-1	85596	50_year_Future	350.00	7889.50	7891.80	7891.49	7892.15	0.014003	6.54	104.84	74.43	0.78
Reach-1	85596	100_year_Future	630.00	7889.50	7892.49	7892.06	7892.96	0.014107	7.89	168.10	131.60	0.82
Reach-1	85596	500_year_Future	1400.00	7889.50	7893.48	7893.27	7894.16	0.016260	10.31	314.74	152.83	0.92
Reach-1	85084	2_year_Future	3.00	7879.50	7879.84	7879.69	7879.85	0.006862	1.10	2.72	10.22	0.38
Reach-1	85084	5_year_Future	8.00	7879.50	7880.08	7879.84	7880.11	0.005579	1.42	6.31	23.05	0.37
Reach-1	85084	10_year_Future	38.00	7879.50	7880.39	7880.29	7880.56	0.017593	3.52	13.96	26.10	0.72
Reach-1	85084	25_year_Future	160.00	7879.50	7881.15	7881.07	7881.64	0.022886	6.37	36.46	33.34	0.92
Reach-1	85084	50_year_Future	350.00	7879.50	7881.87	7881.87	7882.72	0.025031	8.66	63.01	40.23	1.02
Reach-1	85084	100_year_Future	630.00	7879.50	7882.76	7882.76	7883.90	0.022506	10.29	103.42	50.52	1.03
Reach-1	85084	500_year_Future	1400.00	7879.50	7884.51	7884.51	7885.75	0.016378	11.82	241.76	88.32	0.94
Reach-1	84440	2_year_Future	9.00	7865.50	7865.90	7865.90	7866.08	0.043224	3.45	2.61	7.06	1.00
Reach-1	84440	5_year_Future	30.00	7865.50	7866.37	7866.36	7866.70	0.035371	4.61	6.51	9.68	0.99
Reach-1	84440	10_year_Future	120.00	7865.50	7867.47	7867.34	7868.04	0.020009	8.14	21.11	17.54	0.86
Reach-1	84440	25_year_Future	470.00	7865.50	7869.42	7869.42	7870.58	0.015627	9.26	77.48	44.24	0.87
Reach-1	84440	50_year_Future	880.00	7865.50	7870.81	7870.93	7871.90	0.014546	10.82	179.58	128.15	0.88
Reach-1	84440	100_year_Future	1400.00	7865.50	7871.31	7871.65	7872.70	0.015588	12.28	273.07	138.70	0.93
Reach-1	84440	500_year_Future	2800.00	7865.50	7872.50	7872.82	7874.24	0.018551	15.29	446.06	146.79	1.05

HEC-RAS Plan: UF Future River: Upper Fountain C Reach: Reach-1 (Continued)

Reach	River Sta	Profile	Q Total	Min Ch El	W.S. Elev	Crit W.S.	E.G. Elev	E.G. Slope	Vel Chnl	Flow Area	Top Width	Froude # Chl
			(cfs)	(ft)	(ft)	(ft)	(ft)	(ft/ft)	(ft/s)	(sq ft)	(ft)	
Reach-1	83994	2_year_Future	9.00	7855.50	7856.10	7855.90	7856.18	0.011838	2.31	3.90	7.04	0.55
Reach-1	83994	5_year_Future	30.00	7855.50	7856.65	7856.38	7856.87	0.014983	3.74	8.03	7.99	0.66
Reach-1	83994	10_year_Future	120.00	7855.50	7857.76	7857.57	7858.45	0.023098	6.69	17.97	10.13	0.87
Reach-1	83994	25_year_Future	470.00	7855.50	7859.91	7859.92	7861.86	0.024470	11.51	48.07	17.91	1.01
Reach-1	83994	50_year_Future	880.00	7855.50	7861.21	7862.11	7863.59	0.023987	13.75	124.77	95.79	1.05
Reach-1	83994	100_year_Future	1400.00	7855.50	7862.11	7862.84	7864.33	0.022531	14.80	232.91	143.52	1.05
Reach-1	83994	500_year_Future	2800.00	7855.50	7863.47	7863.99	7865.41	0.021085	16.34	445.83	162.74	1.05
Reach-1	83534	2_year_Future	9.00	7845.50	7845.81	7845.81	7845.93	0.056246	2.83	3.18	14.60	1.07
Reach-1	83534	5_year_Future	30.00	7845.50	7846.10	7846.10	7846.29	0.039628	3.55	8.51	22.89	0.99
Reach-1	83534	10_year_Future	120.00	7845.50	7846.68	7846.68	7847.06	0.026123	5.23	26.03	36.62	0.93
Reach-1	83534	25_year_Future	470.00	7845.50	7847.57	7847.85	7848.62	0.032872	9.05	67.75	56.95	1.17
Reach-1	83534	50_year_Future	880.00	7845.50	7848.57	7850.00	7850.30	0.003673	5.28	231.70	76.62	0.45
Reach-1	83534	100_year_Future	1400.00	7845.50	7851.19	7849.30	7851.55	0.003427	6.00	351.83	111.32	0.45
Reach-1	83534	500_year_Future	2800.00	7845.50	7853.03	7850.25	7853.55	0.003727	7.59	575.02	130.16	0.49
Reach-1	83445	2_year_Future	9.00	7842.16	7842.95	7842.57	7842.97	0.002669	1.15	7.81	13.82	0.27
Reach-1	83445	5_year_Future	30.00	7842.16	7843.46	7842.91	7843.52	0.003930	1.95	15.39	16.14	0.35
Reach-1	83445	10_year_Future	120.00	7842.16	7844.51	7843.73	7844.70	0.005481	3.50	34.28	18.53	0.45
Reach-1	83445	25_year_Future	470.00	7842.16	7846.55	7845.39	7847.22	0.007099	6.53	72.77	19.17	0.58
Reach-1	83445	50_year_Future	880.00	7842.16	7849.14	7846.83	7849.84	0.004008	6.69	170.63	98.55	0.48
Reach-1	83445	100_year_Future	1400.00	7842.16	7849.56	7849.55	7850.85	0.007267	9.67	213.51	107.64	0.65
Reach-1	83445	500_year_Future	2800.00	7842.16	7852.59	7851.27	7853.22	0.003204	8.19	606.95	140.78	0.46
Reach-1	83423		Bridge									
Reach-1	83401	2_year_Future	9.00	7841.27	7841.76	7841.69	7841.84	0.021417	2.31	3.90	11.77	0.71
Reach-1	83401	5_year_Future	30.00	7841.27	7842.14	7842.02	7842.31	0.019759	3.36	8.93	14.22	0.75
Reach-1	83401	10_year_Future	120.00	7841.27	7843.00	7842.83	7843.43	0.019892	5.24	22.89	18.23	0.82
Reach-1	83401	25_year_Future	470.00	7841.27	7844.64	7844.51	7845.86	0.018609	8.84	53.56	18.89	0.92
Reach-1	83401	50_year_Future	880.00	7841.27	7845.90	7845.90	7847.96	0.019471	11.50	77.60	19.27	1.00
Reach-1	83401	100_year_Future	1400.00	7841.27	7848.80	7848.80	7849.90	0.006071	9.14	249.65	144.52	0.61
Reach-1	83401	500_year_Future	2800.00	7841.27	7850.29	7850.29	7851.48	0.006671	10.89	497.95	161.97	0.66
Reach-1	83180	2_year_Future	9.00	7837.50	7838.16		7838.21	0.012924	1.78	5.07	11.38	0.47
Reach-1	83180	5_year_Future	30.00	7837.50	7838.66		7838.76	0.013122	2.46	12.21	17.02	0.51
Reach-1	83180	10_year_Future	120.00	7837.50	7839.54	7839.13	7839.76	0.013329	3.86	33.62	36.30	0.58
Reach-1	83180	25_year_Future	470.00	7837.50	7840.59	7840.51	7841.21	0.020638	7.01	88.94	69.33	0.79
Reach-1	83180	50_year_Future	880.00	7837.50	7841.44	7841.29	7842.14	0.017873	7.92	154.20	82.19	0.77
Reach-1	83180	100_year_Future	1400.00	7837.50	7840.73	7841.97	7845.21	0.141381	18.99	99.53	73.20	2.08
Reach-1	83180	500_year_Future	2800.00	7837.50	7841.82	7843.19	7846.61	0.108744	21.01	186.34	87.05	1.93
Reach-1	82994	2_year_Future	9.00	7833.52	7834.02	7834.02	7834.23	0.041271	3.68	2.45	5.76	0.99
Reach-1	82994	5_year_Future	30.00	7833.52	7834.54	7834.54	7834.94	0.035904	5.07	5.92	7.58	1.01
Reach-1	82994	10_year_Future	120.00	7833.52	7835.73	7835.73	7836.49	0.023195	7.10	19.59	17.16	0.93
Reach-1	82994	25_year_Future	470.00	7833.52	7837.38	7837.38	7838.04	0.014155	8.52	137.86	103.25	0.81
Reach-1	82994	50_year_Future	880.00	7833.52	7838.11	7838.11	7838.94	0.016612	10.48	219.21	118.86	0.90
Reach-1	82994	100_year_Future	1400.00	7833.52	7838.76	7838.76	7839.75	0.018548	12.19	299.13	126.23	0.98
Reach-1	82994	500_year_Future	2800.00	7833.52	7839.96	7839.96	7841.38	0.022930	15.71	456.98	137.34	1.13
Reach-1	82880	2_year_Future	9.00	7827.78	7828.92	7828.44	7828.99	0.006980	2.20	4.09	4.43	0.40
Reach-1	82880	5_year_Future	30.00	7827.78	7829.96	7829.14	7830.09	0.005532	3.05	12.56	13.22	0.39
Reach-1	82880	10_year_Future	120.00	7827.78	7832.78	7830.64	7832.87	0.001550	2.98	92.51	61.55	0.24
Reach-1	82880	25_year_Future	470.00	7827.78	7834.83	7832.24	7834.98	0.002716	5.03	294.52	145.94	0.34
Reach-1	82880	50_year_Future	880.00	7827.78	7836.04	7834.85	7836.18	0.002580	5.47	479.23	158.10	0.34
Reach-1	82880	100_year_Future	1400.00	7827.78	7837.24	7835.23	7837.38	0.002477	5.89	674.25	168.13	0.34
Reach-1	82880	500_year_Future	2800.00	7827.78	7839.73	7836.26	7839.89	0.002273	6.62	1111.26	182.70	0.34
Reach-1	82852		Culvert									
Reach-1	82827	2_year_Future	9.00	7827.80	7828.46	7828.46	7828.74	0.044349	4.22	2.13	3.75	0.99
Reach-1	82827	5_year_Future	30.00	7827.80	7829.18	7829.18	7829.70	0.040794	5.81	5.17	4.78	0.98
Reach-1	82827	10_year_Future	120.00	7827.80	7830.71	7830.71	7831.14	0.015353	6.34	43.33	61.89	0.69
Reach-1	82827	25_year_Future	470.00	7827.80	7831.77	7831.77	7832.28	0.020400	9.17	143.38	105.96	0.85
Reach-1	82827	50_year_Future	880.00	7827.80	7832.48	7832.48	7833.10	0.023782	11.14	234.13	147.47	0.94
Reach-1	82827	100_year_Future	1400.00	7827.80	7833.01	7833.01	7833.72	0.026376	12.67	319.38	166.98	1.01
Reach-1	82827	500_year_Future	2800.00	7827.80	7833.98	7833.87	7834.93	0.031151	15.54	484.49	173.37	1.13
Reach-1	82608	2_year_Future	9.00	7821.50	7822.05	7821.88	7822.12	0.012211	2.09	4.30	9.70	0.55
Reach-1	82608	5_year_Future	30.00	7821.50	7822.48	7822.29	7822.65	0.015902	3.29	9.11	12.61	0.68
Reach-1	82608	10_year_Future	120.00	7821.50	7822.77	7823.19	7824.08	0.092902	9.18	13.08	14.61	1.71
Reach-1	82608	25_year_Future	470.00	7821.50	7824.30	7824.84	7826.01	0.037393	11.30	64.31	52.08	1.28
Reach-1	82608	50_year_Future	880.00	7821.50	7825.38	7825.87	7827.14	0.027686	12.41	133.94	77.43	1.17
Reach-1	82608	100_year_Future	1400.00	7821.50	7826.41	7826.78	7828.14	0.022074	13.16	225.75	100.58	1.09
Reach-1	82608	500_year_Future	2800.00	7821.50	7828.40	7828.40	7830.02	0.015687	14.14	457.33	128.18	0.98
Reach-1	82055	2_year_Future	9.00	7811.50	7811.88	7811.84	7811.98	0.030613	2.45	3.67	13.19	0.82
Reach-1	82055	5_year_Future	30.00	7811.50	7812.20	7812.16	7812.35	0.022130	3.26	12.79	40.74	0.78

HEC-RAS Plan: UF Future River: Upper Fountain C Reach: Reach-1 (Continued)

Reach	River Sta	Profile	Q Total	Min Ch El	W.S. Elev	Crit W.S.	E.G. Elev	E.G. Slope	Vel Chnl	Flow Area	Top Width	Froude # Chl
			(cfs)	(ft)	(ft)	(ft)	(ft)	(ft/ft)	(ft/s)	(sq ft)	(ft)	
Reach-1	82055	10_year_Future	120.00	7811.50	7812.80	7812.69	7813.08	0.018475	4.91	41.21	50.81	0.81
Reach-1	82055	25_year_Future	470.00	7811.50	7814.05	7813.79	7814.67	0.017834	7.86	113.04	66.04	0.90
Reach-1	82055	50_year_Future	880.00	7811.50	7814.95	7814.70	7815.89	0.018693	9.96	178.30	78.76	0.97
Reach-1	82055	100_year_Future	1400.00	7811.50	7815.78	7815.61	7817.06	0.019956	11.95	248.40	90.45	1.04
Reach-1	82055	500_year_Future	2800.00	7811.50	7817.25	7817.48	7819.39	0.023868	16.03	397.66	111.31	1.19
Reach-1	81596	2_year_Future	9.00	7801.80	7802.29	7802.16	7802.36	0.015271	2.10	4.29	11.52	0.61
Reach-1	81596	5_year_Future	30.00	7801.80	7802.66	7802.52	7802.82	0.019528	3.23	9.28	15.65	0.74
Reach-1	81596	10_year_Future	120.00	7801.80	7803.38	7803.26	7803.81	0.022136	5.37	22.88	22.35	0.88
Reach-1	81596	25_year_Future	470.00	7801.80	7804.83	7804.83	7805.97	0.019944	8.80	64.28	34.02	0.96
Reach-1	81596	50_year_Future	880.00	7801.80	7806.10	7806.10	7807.66	0.016944	10.55	114.69	46.80	0.94
Reach-1	81596	100_year_Future	1400.00	7801.80	7807.41	7807.41	7809.26	0.014462	11.83	188.50	67.87	0.91
Reach-1	81596	500_year_Future	2800.00	7801.80	7809.76	7809.64	7812.02	0.012348	14.01	397.11	107.08	0.90
Reach-1	80994	2_year_Future	9.00	7789.50	7789.87	7789.83	7789.95	0.029320	2.27	3.96	15.47	0.79
Reach-1	80994	5_year_Future	30.00	7789.50	7790.19	7790.10	7790.33	0.022040	3.01	9.97	20.64	0.76
Reach-1	80994	10_year_Future	120.00	7789.50	7790.88	7790.73	7791.20	0.019739	4.54	26.46	27.12	0.81
Reach-1	80994	25_year_Future	470.00	7789.50	7792.12	7791.98	7793.00	0.018755	7.61	75.70	104.06	0.90
Reach-1	80994	50_year_Future	880.00	7789.50	7792.56	7793.09	7794.25	0.030518	10.96	124.58	117.38	1.19
Reach-1	80994	100_year_Future	1400.00	7789.50	7792.97	7793.81	7795.51	0.040859	13.96	174.27	126.94	1.41
Reach-1	80994	500_year_Future	2800.00	7789.50	7793.77	7795.05	7798.01	0.056586	19.20	284.09	143.92	1.72
Reach-1	80494	2_year_Future	9.00	7777.50	7777.99	7777.88	7778.09	0.022434	2.43	3.70	9.01	0.67
Reach-1	80494	5_year_Future	30.00	7777.50	7778.43	7778.30	7778.64	0.024833	3.65	8.23	11.69	0.77
Reach-1	80494	10_year_Future	120.00	7777.50	7779.37	7779.22	7779.84	0.026344	5.49	21.86	17.41	0.86
Reach-1	80494	25_year_Future	470.00	7777.50	7780.94	7780.94	7782.10	0.025453	8.71	59.11	33.44	0.95
Reach-1	80494	50_year_Future	880.00	7777.50	7782.28	7782.28	7783.70	0.019058	9.97	117.09	50.63	0.89
Reach-1	80494	100_year_Future	1400.00	7777.50	7783.40	7783.40	7785.17	0.018157	11.50	177.97	58.34	0.90
Reach-1	80494	500_year_Future	2800.00	7777.50	7785.59	7785.59	7788.11	0.017634	14.41	323.63	76.61	0.94
Reach-1	79994	2_year_Future	9.00	7767.50	7768.01	7767.87	7768.07	0.017789	2.11	4.27	10.91	0.59
Reach-1	79994	5_year_Future	30.00	7767.50	7768.47	7768.24	7768.60	0.016485	2.90	10.35	15.40	0.62
Reach-1	79994	10_year_Future	120.00	7767.50	7769.40	7769.06	7769.66	0.016010	4.07	29.45	25.87	0.67
Reach-1	79994	25_year_Future	470.00	7767.50	7770.75	7770.51	7771.37	0.015909	6.44	93.21	86.25	0.75
Reach-1	79994	50_year_Future	880.00	7767.50	7771.67	7771.46	7772.40	0.013846	7.51	188.69	118.10	0.74
Reach-1	79994	100_year_Future	1400.00	7767.50	7772.33	7772.20	7773.31	0.015620	9.04	273.23	137.65	0.81
Reach-1	79994	500_year_Future	2800.00	7767.50	7773.94	7773.60	7775.06	0.013283	10.51	519.28	163.29	0.79
Reach-1	79494	2_year_Future	9.00	7759.50	7759.96	7759.83	7760.00	0.014731	1.63	5.53	18.19	0.52
Reach-1	79494	5_year_Future	30.00	7759.50	7760.25	7760.10	7760.35	0.016476	2.58	12.65	31.97	0.61
Reach-1	79494	10_year_Future	120.00	7759.50	7760.81	7760.71	7761.06	0.018476	4.34	43.02	69.84	0.72
Reach-1	79494	25_year_Future	470.00	7759.50	7761.78	7761.65	7762.29	0.020765	6.98	128.09	105.46	0.85
Reach-1	79494	50_year_Future	880.00	7759.50	7762.35	7762.35	7763.14	0.026036	9.17	192.50	119.72	0.99
Reach-1	79494	100_year_Future	1400.00	7759.50	7763.10	7762.98	7763.98	0.022567	10.09	287.19	130.99	0.96
Reach-1	79494	500_year_Future	2800.00	7759.50	7764.16	7764.16	7765.62	0.028618	13.61	430.94	139.96	1.14
Reach-1	78959	2_year_Future	9.00	7745.50	7745.84	7745.84	7745.96	0.059285	2.83	3.18	12.92	1.01
Reach-1	78959	5_year_Future	30.00	7745.50	7746.13	7746.13	7746.36	0.048887	3.84	7.82	17.41	1.01
Reach-1	78959	10_year_Future	120.00	7745.50	7746.82	7746.82	7747.29	0.038051	5.51	21.76	23.18	1.00
Reach-1	78959	25_year_Future	470.00	7745.50	7748.19	7748.19	7749.11	0.029523	7.72	62.60	42.50	0.99
Reach-1	78959	50_year_Future	880.00	7745.50	7749.21	7749.24	7750.36	0.021888	8.87	126.99	76.28	0.92
Reach-1	78959	100_year_Future	1400.00	7745.50	7749.93	7749.93	7751.53	0.023717	10.71	188.60	94.76	0.99
Reach-1	78959	500_year_Future	2800.00	7745.50	7752.85	7751.86	7753.61	0.006662	8.59	682.59	194.19	0.59
Reach-1	78812	2_year_Future	9.00	7740.34	7741.36	7740.82	7741.39	0.001226	1.00	9.01	12.72	0.21
Reach-1	78812	5_year_Future	30.00	7740.34	7742.06	7741.20	7742.09	0.001767	1.55	19.29	18.11	0.27
Reach-1	78812	10_year_Future	120.00	7740.34	7743.32	7742.11	7743.41	0.002225	2.43	49.61	30.08	0.32
Reach-1	78812	25_year_Future	470.00	7740.34	7745.31	7743.64	7745.59	0.002553	4.30	128.84	49.22	0.39
Reach-1	78812	50_year_Future	880.00	7740.34	7746.79	7744.75	7747.24	0.002743	5.57	198.17	62.41	0.43
Reach-1	78812	100_year_Future	1400.00	7740.34	7748.27	7745.79	7748.91	0.002873	6.73	268.01	75.59	0.46
Reach-1	78812	500_year_Future	2800.00	7740.34	7752.51	7748.02	7753.09	0.001605	6.97	893.73	241.79	0.37
Reach-1	78785		Bridge									
Reach-1	78692	2_year_Future	9.00	7740.34	7740.85	7740.83	7740.96	0.026125	2.84	3.17	9.58	0.87
Reach-1	78692	5_year_Future	30.00	7740.34	7741.21	7741.21	7741.50	0.028396	4.30	8.97	11.72	0.98
Reach-1	78692	10_year_Future	120.00	7740.34	7742.12	7742.12	7742.65	0.024097	5.85	20.52	18.73	0.98
Reach-1	78692	25_year_Future	470.00	7740.34	7743.65	7743.65	7744.63	0.018960	7.97	61.42	37.83	0.97
Reach-1	78692	50_year_Future	880.00	7740.34	7744.74	7744.74	7746.09	0.015471	9.51	109.03	57.56	0.94
Reach-1	78692	100_year_Future	1400.00	7740.34	7745.82	7745.82	7747.55	0.013783	10.91	162.41	77.24	0.93
Reach-1	78692	500_year_Future	2800.00	7740.34	7747.91	7747.91	7750.07	0.011442	12.95	376.08	115.04	0.91
Reach-1	78531	2_year_Future	9.00	7737.70	7737.85	7737.79	7737.86	0.014482	0.99	9.12	62.85	0.46
Reach-1	78531	5_year_Future	30.00	7737.70	7738.01	7737.89	7738.05	0.013594	1.54	19.46	65.53	0.50
Reach-1	78531	10_year_Future	120.00	7737.70	7738.36	7738.16	7738.48	0.015763	2.78	43.51	70.11	0.61
Reach-1	78531	25_year_Future	470.00	7737.70	7738.69	7738.87	7739.49	0.061327	7.21	66.99	74.03	1.29
Reach-1	78531	50_year_Future	880.00	7737.70	7738.92	7739.46	7740.74	0.105678	10.89	84.14	76.77	1.75
Reach-1	78531	100_year_Future	1400.00	7737.70	7739.21	7740.08	7742.15	0.128389	13.87	106.91	80.25	2.00
Reach-1	78531	500_year_Future	2800.00	7737.70	7739.97	7741.41	7744.89	0.125900	18.08	171.32	89.39	2.13

HEC-RAS Plan: UF Future River: Upper Fountain C Reach: Reach-1 (Continued)

Reach	River Sta	Profile	Q Total	Min Ch El	W.S. Elev	Crit W.S.	E.G. Elev	E.G. Slope	Vel Chnl	Flow Area	Top Width	Froude # Chl
			(cfs)	(ft)	(ft)	(ft)	(ft)	(ft/ft)	(ft/s)	(sq ft)	(ft)	
Reach-1	78363	2_year_Future	9.00	7733.50	7733.59	7733.59	7733.63	0.077199	1.65	5.45	60.99	0.97
Reach-1	78363	5_year_Future	30.00	7733.50	7733.70	7733.70	7733.79	0.062688	2.50	12.01	61.69	1.00
Reach-1	78363	10_year_Future	120.00	7733.50	7733.99	7733.99	7734.23	0.046933	3.94	30.49	63.63	1.00
Reach-1	78363	25_year_Future	470.00	7733.50	7736.11	7734.71	7736.23	0.002505	2.80	175.02	73.06	0.31
Reach-1	78363	50_year_Future	880.00	7733.50	7737.73	7735.32	7737.88	0.001681	3.17	299.57	80.67	0.27
Reach-1	78363	100_year_Future	1400.00	7733.50	7738.73	7735.98	7738.97	0.002068	4.05	385.07	91.34	0.31
Reach-1	78363	500_year_Future	2800.00	7733.50	7739.95	7737.39	7740.57	0.003950	6.45	504.84	103.13	0.45
Reach-1	78249	2_year_Future	9.00	7728.18	7729.14	7728.81	7729.22	0.011791	2.32	3.89	5.51	0.49
Reach-1	78249	5_year_Future	30.00	7728.18	7730.18	7729.43	7730.30	0.007354	2.73	11.00	8.12	0.41
Reach-1	78249	10_year_Future	120.00	7728.18	7733.14	7730.77	7733.28	0.002121	3.05	45.20	19.60	0.27
Reach-1	78249	25_year_Future	470.00	7728.18	7733.83	7733.83	7735.24	0.017933	9.84	62.94	30.48	0.79
Reach-1	78249	50_year_Future	880.00	7728.18	7735.51	7735.51	7737.04	0.015657	11.22	138.06	53.79	0.78
Reach-1	78249	100_year_Future	1400.00	7728.18	7737.30	7737.30	7738.30	0.009793	10.45	361.10	172.83	0.64
Reach-1	78249	500_year_Future	2800.00	7728.18	7738.72	7738.72	7739.74	0.011061	12.34	671.01	243.56	0.70
Reach-1	78215		Culvert									
Reach-1	78177	2_year_Future	9.00	7724.79	7725.16	7725.44	7726.22	0.511355	8.25	1.09	4.19	0.49
Reach-1	78177	5_year_Future	30.00	7724.79	7725.51	7726.04	7727.52	0.392466	11.38	2.64	4.82	0.41
Reach-1	78177	10_year_Future	120.00	7724.79	7727.72	7727.45	7728.37	0.026331	6.48	18.54	9.63	0.81
Reach-1	78177	25_year_Future	470.00	7724.79	7730.49	7730.49	7731.90	0.018998	9.85	63.16	31.02	0.80
Reach-1	78177	50_year_Future	880.00	7724.79	7732.18	7732.18	7733.60	0.015666	10.95	141.22	53.17	0.76
Reach-1	78177	100_year_Future	1400.00	7724.79	7733.26	7733.26	7735.07	0.018241	13.10	202.65	61.46	0.84
Reach-1	78177	500_year_Future	2800.00	7724.79	7735.46	7735.46	7737.77	0.019848	16.21	370.36	90.40	0.92
Reach-1	78018	2_year_Future	9.00	7723.80	7723.97	7723.89	7723.98	0.010912	0.87	10.37	60.62	0.37
Reach-1	78018	5_year_Future	30.00	7723.80	7724.17	7724.00	7724.20	0.009347	1.34	22.44	60.86	0.39
Reach-1	78018	10_year_Future	120.00	7723.80	7724.49	7724.30	7724.62	0.018488	2.84	42.22	61.27	0.60
Reach-1	78018	25_year_Future	470.00	7723.80	7725.44	7725.02	7725.78	0.015943	4.69	100.33	61.72	0.65
Reach-1	78018	50_year_Future	880.00	7723.80	7724.96	7725.66	7727.37	0.179047	12.46	70.67	61.50	2.05
Reach-1	78018	100_year_Future	1400.00	7723.80	7725.45	7726.33	7728.45	0.139363	13.92	100.78	61.72	1.91
Reach-1	78018	500_year_Future	2800.00	7723.80	7726.50	7727.80	7730.96	0.106962	16.96	165.88	62.19	1.82
Reach-1	77587	2_year_Future	9.00	7715.50	7715.59	7715.59	7715.63	0.086523	1.71	5.26	60.56	1.02
Reach-1	77587	5_year_Future	30.00	7715.50	7715.70	7715.70	7715.80	0.063160	2.52	11.92	60.75	1.00
Reach-1	77587	10_year_Future	120.00	7715.50	7716.14	7716.00	7716.29	0.020262	3.09	38.79	61.57	0.69
Reach-1	77587	25_year_Future	470.00	7715.50	7716.86	7716.72	7717.35	0.024452	5.64	83.74	62.97	0.86
Reach-1	77587	50_year_Future	880.00	7715.50	7717.38	7717.35	7718.28	0.028693	7.61	117.00	63.98	0.98
Reach-1	77587	100_year_Future	1400.00	7715.50	7718.02	7718.02	7719.28	0.027189	9.00	158.38	65.21	1.00
Reach-1	77587	500_year_Future	2800.00	7715.50	7719.49	7719.49	7721.46	0.023197	11.31	256.39	68.03	1.00
Reach-1	77108	2_year_Future	9.00	7701.50	7701.67	7701.58	7701.68	0.009859	0.88	10.27	63.34	0.38
Reach-1	77108	5_year_Future	30.00	7701.50	7701.87	7701.70	7701.89	0.007662	1.29	23.34	66.89	0.38
Reach-1	77108	10_year_Future	120.00	7701.50	7701.98	7701.98	7702.21	0.048917	3.85	31.13	68.92	1.01
Reach-1	77108	25_year_Future	470.00	7701.50	7702.65	7702.65	7703.18	0.036458	5.88	80.58	79.50	1.00
Reach-1	77108	50_year_Future	880.00	7701.50	7703.20	7703.20	7703.99	0.030857	7.16	127.17	87.31	0.99
Reach-1	77108	100_year_Future	1400.00	7701.50	7703.66	7703.79	7704.85	0.033495	8.81	168.67	93.71	1.06
Reach-1	77108	500_year_Future	2800.00	7701.50	7705.98	7705.05	7706.68	0.010135	7.96	420.72	125.81	0.67
Reach-1	76746	2_year_Future	9.00	7695.50	7695.59	7695.59	7695.63	0.078764	1.66	5.42	60.82	0.96
Reach-1	76746	5_year_Future	30.00	7695.50	7695.70	7695.70	7695.79	0.062931	2.51	11.98	61.32	1.00
Reach-1	76746	10_year_Future	120.00	7695.50	7696.35	7695.99	7696.43	0.007368	2.26	53.23	64.19	0.43
Reach-1	76746	25_year_Future	470.00	7695.50	7698.92	7696.70	7698.99	0.001029	2.15	230.80	74.22	0.21
Reach-1	76746	50_year_Future	880.00	7695.50	7702.67	7697.32	7702.72	0.000287	1.86	536.22	88.88	0.12
Reach-1	76746	100_year_Future	1400.00	7695.50	7703.53	7697.96	7703.63	0.000491	2.62	614.45	92.26	0.16
Reach-1	76746	500_year_Future	2800.00	7695.50	7705.82		7706.01	0.000723	3.76	1221.37	315.73	0.21
Reach-1	76626	2_year_Future	9.00	7692.75	7693.74	7693.22	7693.76	0.002518	1.09	8.23	12.86	0.24
Reach-1	76626	5_year_Future	30.00	7692.75	7694.41	7693.64	7694.45	0.002775	1.70	17.93	16.33	0.28
Reach-1	76626	10_year_Future	120.00	7692.75	7695.64	7694.52	7695.80	0.003761	3.19	41.17	21.10	0.37
Reach-1	76626	25_year_Future	470.00	7692.75	7698.21	7696.34	7698.65	0.004364	5.60	107.14	29.74	0.44
Reach-1	76626	50_year_Future	880.00	7692.75	7702.11	7697.83	7702.53	0.001981	5.57	320.10	179.57	0.33
Reach-1	76626	100_year_Future	1400.00	7692.75	7702.39	7699.27	7703.27	0.004156	8.24	371.06	191.87	0.48
Reach-1	76626	500_year_Future	2800.00	7692.75	7705.34	7703.68	7705.79	0.002338	7.45	1142.57	299.80	0.38
Reach-1	76601		Bridge									
Reach-1	76571	2_year_Future	9.00	7692.22	7692.95	7692.68	7692.99	0.009123	1.75	5.13	10.40	0.44
Reach-1	76571	5_year_Future	30.00	7692.22	7693.51	7693.10	7693.60	0.008335	2.46	12.28	14.43	0.46
Reach-1	76571	10_year_Future	120.00	7692.22	7694.43	7693.99	7694.75	0.012008	4.54	27.64	18.56	0.62
Reach-1	76571	25_year_Future	470.00	7692.22	7695.26	7695.79	7697.33	0.046772	11.71	44.34	21.66	1.30
Reach-1	76571	50_year_Future	880.00	7692.22	7697.31	7697.31	7699.19	0.020178	11.45	96.44	28.79	0.94
Reach-1	76571	100_year_Future	1400.00	7692.22	7698.75	7698.75	7701.23	0.019058	13.35	140.70	32.97	0.96
Reach-1	76571	500_year_Future	2800.00	7692.22	7702.95	7703.26	7704.55	0.007790	12.16	661.57	300.75	0.67
Reach-1	76381	2_year_Future	12.00	7690.21	7690.35	7690.32	7690.38	0.019798	1.41	8.51	60.70	0.66
Reach-1	76381	5_year_Future	47.00	7690.21	7690.50	7690.48	7690.61	0.027067	2.66	17.64	61.02	0.87

HEC-RAS Plan: UF Future River: Upper Fountain C Reach: Reach-1 (Continued)

Reach	River Sta	Profile	Q Total	Min Ch El	W.S. Elev	Crit W.S.	E.G. Elev	E.G. Slope	Vel Chnl	Flow Area	Top Width	Froude # Chl
			(cfs)	(ft)	(ft)	(ft)	(ft)	(ft/ft)	(ft/s)	(sq ft)	(ft)	
Reach-1	76381	10_year_Future	180.00	7690.21	7690.86	7690.86	7691.18	0.027106	4.53	39.70	81.74	1.00
Reach-1	76381	25_year_Future	640.00	7690.21	7691.70	7691.70	7692.46	0.021086	6.98	92.05	82.70	1.01
Reach-1	76381	50_year_Future	1100.00	7690.21	7691.91	7692.36	7693.63	0.040568	10.55	104.84	82.93	1.43
Reach-1	76381	100_year_Future	1800.00	7690.21	7692.35	7693.18	7695.24	0.049579	13.64	133.10	83.44	1.65
Reach-1	76381	500_year_Future	3500.00	7690.21	7693.02	7694.88	7699.33	0.075280	20.17	175.92	84.21	2.12
Reach-1	75885	2_year_Future	12.00	7681.50	7681.67	7681.62	7681.69	0.015626	1.13	10.59	62.80	0.49
Reach-1	75885	5_year_Future	47.00	7681.50	7681.92	7681.77	7681.97	0.012198	1.78	26.43	66.22	0.50
Reach-1	75885	10_year_Future	180.00	7681.50	7682.48	7682.14	7682.60	0.009483	2.75	65.90	74.18	0.50
Reach-1	75885	25_year_Future	640.00	7681.50	7683.30	7682.92	7683.70	0.014206	5.12	131.28	85.88	0.68
Reach-1	75885	50_year_Future	1100.00	7681.50	7683.52	7683.52	7684.44	0.028083	7.79	150.32	89.00	0.98
Reach-1	75885	100_year_Future	1800.00	7681.50	7684.25	7684.25	7685.50	0.025087	9.11	219.79	99.56	0.98
Reach-1	75885	500_year_Future	3500.00	7681.50	7685.69	7685.69	7687.50	0.021207	11.15	378.24	120.98	0.97
Reach-1	75425	2_year_Future	12.00	7673.50	7673.66	7673.61	7673.68	0.019517	1.21	9.94	63.29	0.54
Reach-1	75425	5_year_Future	47.00	7673.50	7673.83	7673.76	7673.91	0.027204	2.26	20.79	66.30	0.71
Reach-1	75425	10_year_Future	180.00	7673.50	7674.13	7674.13	7674.42	0.044210	4.34	41.51	71.71	1.00
Reach-1	75425	25_year_Future	640.00	7673.50	7675.05	7674.90	7675.56	0.022556	5.78	115.72	94.21	0.84
Reach-1	75425	50_year_Future	1100.00	7673.50	7676.37	7675.54	7676.68	0.006478	4.74	336.39	249.33	0.50
Reach-1	75425	100_year_Future	1800.00	7673.50	7677.09	7676.35	7677.46	0.006537	5.55	521.92	264.92	0.52
Reach-1	75425	500_year_Future	3500.00	7673.50	7678.56	7677.35	7679.04	0.005665	6.52	931.00	290.10	0.51
Reach-1	75251	2_year_Future	12.00	7666.26	7667.27	7667.27	7667.42	0.054995	3.09	3.88	12.75	0.99
Reach-1	75251	5_year_Future	47.00	7666.26	7667.72	7667.72	7668.06	0.041116	4.70	10.04	14.13	0.97
Reach-1	75251	10_year_Future	180.00	7666.26	7669.41	7668.73	7669.83	0.010570	5.25	36.40	17.19	0.60
Reach-1	75251	25_year_Future	640.00	7666.26	7672.89	7671.00	7673.65	0.006072	7.24	128.76	74.00	0.53
Reach-1	75251	50_year_Future	1100.00	7666.26	7673.70	7673.70	7675.02	0.009688	9.96	213.83	135.08	0.68
Reach-1	75251	100_year_Future	1800.00	7666.26	7675.10	7675.10	7676.08	0.007494	9.95	518.32	255.68	0.62
Reach-1	75251	500_year_Future	3500.00	7666.26	7676.35	7676.35	7677.55	0.009753	12.50	862.21	288.33	0.72
Reach-1	75225		Culvert									
Reach-1	75203	2_year_Future	12.00	7665.99	7667.26	7666.96	7667.30	0.006823	1.61	7.47	13.45	0.38
Reach-1	75203	5_year_Future	47.00	7665.99	7667.43	7667.43	7667.79	0.044827	4.85	9.71	13.61	1.01
Reach-1	75203	10_year_Future	180.00	7665.99	7668.64	7668.50	7669.37	0.025114	6.90	27.25	15.71	0.88
Reach-1	75203	25_year_Future	640.00	7665.99	7670.81	7670.81	7672.67	0.024022	11.16	66.28	20.16	0.97
Reach-1	75203	50_year_Future	1100.00	7665.99	7673.53	7673.53	7674.37	0.007283	8.62	346.24	243.43	0.58
Reach-1	75203	100_year_Future	1800.00	7665.99	7674.41	7674.41	7675.21	0.007617	9.56	592.13	303.23	0.61
Reach-1	75203	500_year_Future	3500.00	7665.99	7675.39	7675.39	7676.44	0.010929	12.41	894.45	313.53	0.74
Reach-1	74994	2_year_Future	12.00	7663.50	7663.98	7663.98	7664.19	0.051433	3.69	3.25	7.55	0.99
Reach-1	74994	5_year_Future	47.00	7663.50	7665.68	7664.62	7665.76	0.003496	2.22	23.16	19.82	0.31
Reach-1	74994	10_year_Future	180.00	7663.50	7666.90	7665.93	7667.09	0.005036	3.86	80.50	84.77	0.41
Reach-1	74994	25_year_Future	640.00	7663.50	7668.12	7667.66	7668.87	0.011430	7.41	171.33	83.59	0.65
Reach-1	74994	50_year_Future	1100.00	7663.50	7669.19	7668.50	7669.83	0.011043	8.53	269.11	98.38	0.67
Reach-1	74994	100_year_Future	1800.00	7663.50	7670.61	7669.47	7671.32	0.009883	9.51	478.96	259.35	0.66
Reach-1	74994	500_year_Future	3500.00	7663.50	7672.23	7671.49	7672.90	0.009016	10.54	918.17	280.63	0.65
Reach-1	72559	2_year_Future	19.00	7619.50	7620.08	7619.73	7620.10	0.005452	1.06	17.92	31.81	0.25
Reach-1	72559	5_year_Future	120.00	7619.50	7620.28	7620.28	7620.66	0.080639	4.93	24.35	32.36	1.00
Reach-1	72559	10_year_Future	380.00	7619.50	7621.10	7621.10	7621.85	0.065862	6.96	51.71	34.64	1.00
Reach-1	72559	25_year_Future	980.00	7619.50	7622.75	7622.75	7623.38	0.027679	6.96	210.22	170.91	0.72
Reach-1	72559	50_year_Future	1500.00	7619.50	7623.19	7623.19	7623.92	0.031380	8.02	286.58	173.15	0.78
Reach-1	72559	100_year_Future	2500.00	7619.50	7623.82	7623.82	7624.78	0.036979	9.59	396.56	176.32	0.87
Reach-1	72559	500_year_Future	4700.00	7619.50	7624.85	7624.85	7626.24	0.043939	11.89	581.18	181.53	0.97
Reach-1	68642	2_year_Future	19.00	7557.50	7557.66	7557.66	7557.72	0.109396	2.01	9.47	81.96	0.90
Reach-1	68642	5_year_Future	120.00	7557.50	7558.60	7557.99	7558.65	0.005942	1.65	72.70	71.53	0.29
Reach-1	68642	10_year_Future	380.00	7557.50	7559.61	7558.50	7559.70	0.005685	2.40	149.96	81.78	0.31
Reach-1	68642	25_year_Future	980.00	7557.50	7560.98	7559.40	7561.17	0.006598	3.73	272.95	100.81	0.37
Reach-1	68642	50_year_Future	1500.00	7557.50	7561.80	7559.98	7562.10	0.006816	4.43	362.78	111.44	0.39
Reach-1	68642	100_year_Future	2500.00	7557.50	7562.84	7560.88	7563.31	0.008161	5.65	529.01	235.88	0.44
Reach-1	68642	500_year_Future	4700.00	7557.50	7564.65	7562.76	7565.17	0.007203	6.50	1097.49	355.11	0.44
Reach-1	64226	2_year_Future	28.00	7489.50	7489.95	7489.68	7489.96	0.007012	1.02	27.37	62.26	0.27
Reach-1	64226	5_year_Future	220.00	7489.50	7490.43	7490.24	7490.65	0.037397	3.80	57.95	64.26	0.70
Reach-1	64226	10_year_Future	620.00	7489.50	7491.21	7490.96	7491.71	0.038567	5.66	109.46	67.52	0.78
Reach-1	64226	25_year_Future	1700.00	7489.50	7492.59	7492.59	7493.44	0.031447	7.71	277.66	195.34	0.78
Reach-1	64226	50_year_Future	2500.00	7489.50	7493.16	7493.16	7494.14	0.031374	8.64	389.40	200.24	0.81
Reach-1	64226	100_year_Future	3800.00	7489.50	7494.03	7493.84	7495.07	0.027218	9.31	567.07	206.69	0.78
Reach-1	64226	500_year_Future	6600.00	7489.50	7494.99	7494.95	7496.63	0.034753	11.99	768.72	211.31	0.91
Reach-1	59891	2_year_Future	33.00	7429.50	7429.86	7429.70	7429.89	0.016769	1.28	25.84	81.46	0.40
Reach-1	59891	5_year_Future	260.00	7429.50	7430.86	7430.23	7430.92	0.007751	1.92	135.72	136.09	0.33
Reach-1	59891	10_year_Future	710.00	7429.50	7431.71	7430.79	7431.83	0.007553	2.82	265.96	170.08	0.36
Reach-1	59891	25_year_Future	1900.00	7429.50	7433.22	7431.72	7433.43	0.008446	3.85	560.24	209.96	0.37
Reach-1	59891	50_year_Future	2800.00	7429.50	7433.95	7432.26	7434.23	0.008827	4.51	716.37	219.83	0.39
Reach-1	59891	100_year_Future	4200.00	7429.50	7434.64	7432.95	7435.07	0.008687	5.63	870.49	229.15	0.45
Reach-1	59891	500_year_Future	7200.00	7429.50	7436.48	7434.09	7437.04	0.007593	6.54	1318.00	255.90	0.45

HEC-RAS Plan: UF Future River: Upper Fountain C Reach: Reach-1 (Continued)

Reach	River Sta	Profile	Q Total	Min Ch El	W.S. Elev	Crit W.S.	E.G. Elev	E.G. Slope	Vel Chnl	Flow Area	Top Width	Froude # Chl
			(cfs)	(ft)	(ft)	(ft)	(ft)	(ft/ft)	(ft/s)	(sq ft)	(ft)	
Reach-1	55795	2_year_Future	33.00	7373.50	7373.93		7373.95	0.011489	1.27	25.91	61.43	0.35
Reach-1	55795	5_year_Future	260.00	7373.50	7374.54	7374.32	7374.79	0.036414	4.06	64.00	62.90	0.71
Reach-1	55795	10_year_Future	710.00	7373.50	7375.44	7375.10	7375.97	0.033592	5.83	121.84	65.08	0.75
Reach-1	55795	25_year_Future	1900.00	7373.50	7376.70	7376.55	7378.03	0.044114	9.29	204.89	67.09	0.93
Reach-1	55795	50_year_Future	2800.00	7373.50	7377.71	7377.41	7379.35	0.037023	10.29	273.75	68.26	0.89
Reach-1	55795	100_year_Future	4200.00	7373.50	7379.73	7378.61	7381.38	0.021891	10.32	413.76	72.86	0.74
Reach-1	55795	500_year_Future	7200.00	7373.50	7381.42	7381.42	7384.08	0.026460	13.35	532.86	165.81	0.84
Reach-1	50174	2_year_Future	47.00	7197.50	7197.77	7197.77	7197.90	0.106651	2.88	16.32	60.48	0.98
Reach-1	50174	5_year_Future	370.00	7197.50	7198.90	7198.55	7199.20	0.026237	4.35	85.11	60.81	0.65
Reach-1	50174	10_year_Future	1100.00	7197.50	7200.19	7199.67	7200.89	0.029647	6.73	163.40	61.13	0.73
Reach-1	50174	25_year_Future	3100.00	7197.50	7202.71	7201.61	7204.19	0.025714	9.76	318.09	61.55	0.75
Reach-1	50174	50_year_Future	4900.00	7197.50	7204.19	7203.34	7206.43	0.027859	12.01	409.33	61.79	0.82
Reach-1	50174	100_year_Future	7400.00	7197.50	7205.30	7205.19	7209.05	0.038114	15.56	477.74	61.97	0.98
Reach-1	50174	500_year_Future	13000.00	7197.50	7208.75	7209.39	7213.88	0.032687	18.41	773.73	108.17	0.97
Reach-1	44726	2_year_Future	47.00	7013.42	7013.98	7013.88	7014.01	0.009226	1.38	34.17	60.99	0.32
Reach-1	44726	5_year_Future	370.00	7013.42	7014.62	7014.47	7015.02	0.046805	5.06	73.07	61.66	0.82
Reach-1	44726	10_year_Future	1100.00	7013.42	7015.84	7015.57	7016.68	0.039822	7.39	148.85	62.56	0.84
Reach-1	44726	25_year_Future	3100.00	7013.42	7017.89	7017.69	7019.82	0.046500	11.72	265.54	63.29	1.00
Reach-1	44726	50_year_Future	4900.00	7013.42	7019.20	7019.20	7022.09	0.041934	13.64	361.82	63.88	1.00
Reach-1	44726	100_year_Future	7400.00	7013.42	7021.48	7021.48	7024.65	0.030205	14.45	556.84	116.36	0.90
Reach-1	44726	500_year_Future	13000.00	7013.42	7023.67	7024.76	7028.46	0.035425	18.39	868.50	154.99	1.01
Reach-1	39545	2_year_Future	50.00	6766.40	6766.68	6766.68	6766.82	0.113121	3.00	16.65	60.75	1.01
Reach-1	39545	5_year_Future	390.00	6766.40	6767.57	6767.48	6768.03	0.055680	5.45	71.61	61.87	0.89
Reach-1	39545	10_year_Future	1200.00	6766.40	6768.68	6768.68	6769.81	0.057982	8.53	140.74	63.21	1.01
Reach-1	39545	25_year_Future	3300.00	6766.40	6770.78	6770.83	6773.03	0.047961	12.06	275.48	65.13	1.02
Reach-1	39545	50_year_Future	5200.00	6766.40	6771.93	6772.39	6775.40	0.054069	14.99	351.11	66.19	1.13
Reach-1	39545	100_year_Future	7800.00	6766.40	6772.61	6774.23	6778.77	0.082007	19.96	396.60	66.81	1.42
Reach-1	39545	500_year_Future	14000.00	6766.40	6775.85	6778.49	6784.22	0.063912	23.35	617.62	69.77	1.34
Reach-1	35192	2_year_Future	50.00	6489.60	6489.96	6489.88	6490.04	0.045249	2.28	21.94	60.71	0.67
Reach-1	35192	5_year_Future	390.00	6489.60	6490.68	6490.68	6491.23	0.073309	5.93	65.77	61.33	1.01
Reach-1	35192	10_year_Future	1200.00	6489.60	6491.76	6491.88	6493.04	0.068391	9.06	132.64	62.17	1.09
Reach-1	35192	25_year_Future	3300.00	6489.60	6493.27	6494.07	6496.59	0.087969	14.64	227.01	63.25	1.35
Reach-1	35192	50_year_Future	5200.00	6489.60	6494.65	6495.65	6498.97	0.074692	16.71	315.20	64.25	1.31
Reach-1	35192	100_year_Future	7800.00	6489.60	6496.84	6497.51	6501.53	0.050338	17.44	457.22	65.83	1.14
Reach-1	35192	500_year_Future	14000.00	6489.60	6499.18	6501.30	6507.73	0.063123	23.55	613.61	67.52	1.34
Reach-1	34539	2_year_Future	53.00	6431.67	6431.96	6431.96	6432.10	0.107177	3.02	17.52	60.63	0.99
Reach-1	34539	5_year_Future	410.00	6431.67	6432.65	6432.79	6433.38	0.110612	6.85	59.81	61.19	1.22
Reach-1	34539	10_year_Future	1200.00	6431.67	6433.51	6433.95	6435.27	0.118665	10.65	112.72	61.88	1.39
Reach-1	34539	25_year_Future	3400.00	6431.67	6440.61	6436.22	6441.19	0.004733	6.13	576.99	76.91	0.38
Reach-1	34539	50_year_Future	5300.00	6431.67	6443.37	6437.78	6444.15	0.004520	7.17	811.75	92.10	0.37
Reach-1	34539	100_year_Future	8000.00	6431.67	6444.95	6439.73	6446.27	0.006581	9.41	962.41	99.49	0.46
Reach-1	34539	500_year_Future	14000.00	6431.67	6448.80	6443.59	6450.98	0.007970	12.27	1394.09	122.63	0.52
Reach-1	34422	2_year_Future	53.00	6422.68	6425.35	6424.25	6425.37	0.002185	1.19	46.80	38.98	0.18
Reach-1	34422	5_year_Future	410.00	6422.68	6427.73	6425.69	6427.87	0.003842	3.10	146.43	64.17	0.29
Reach-1	34422	10_year_Future	1200.00	6422.68	6428.43	6427.36	6429.25	0.017763	7.50	180.09	73.96	0.63
Reach-1	34422	25_year_Future	3400.00	6422.68	6440.68	6430.41	6440.80	0.000641	3.47	1727.85	178.13	0.15
Reach-1	34422	50_year_Future	5300.00	6422.68	6443.49	6432.37	6443.68	0.000810	4.33	2307.93	225.83	0.17
Reach-1	34422	100_year_Future	8000.00	6422.68	6445.19	6434.80	6445.47	0.001242	5.86	2700.15	236.72	0.22
Reach-1	34422	500_year_Future	14000.00	6422.68	6449.30	6437.55	6449.74	0.001684	7.43	3768.40	273.79	0.26
Reach-1	34389		Bridge									
Reach-1	34363	2_year_Future	53.00	6420.03	6421.93	6421.59	6422.03	0.024028	2.86	20.00	27.30	0.55
Reach-1	34363	5_year_Future	410.00	6420.03	6423.43	6423.11	6424.00	0.034232	6.08	68.21	35.23	0.77
Reach-1	34363	10_year_Future	1200.00	6420.03	6424.09	6424.89	6426.80	0.111387	13.25	92.69	39.37	1.45
Reach-1	34363	25_year_Future	3400.00	6420.03	6428.00	6428.00	6430.97	0.037651	14.20	269.87	47.57	0.98
Reach-1	34363	50_year_Future	5300.00	6420.03	6431.59	6431.59	6433.44	0.015354	12.14	773.54	251.33	0.67
Reach-1	34363	100_year_Future	8000.00	6420.03	6432.98	6432.98	6435.05	0.016643	13.78	1131.52	262.34	0.72
Reach-1	34363	500_year_Future	14000.00	6420.03	6435.04	6435.04	6437.69	0.019873	16.81	1686.72	274.77	0.80
Reach-1	34144	2_year_Future	53.00	6411.77	6412.06	6412.06	6412.20	0.111432	3.06	17.32	60.68	1.01
Reach-1	34144	5_year_Future	410.00	6411.77	6412.89	6412.89	6413.45	0.072688	6.03	68.03	61.50	1.01
Reach-1	34144	10_year_Future	1200.00	6411.77	6414.06	6414.06	6415.19	0.058087	8.54	140.60	62.61	1.00
Reach-1	34144	25_year_Future	3400.00	6411.77	6415.52	6416.32	6418.83	0.087626	14.63	234.62	65.99	1.34
Reach-1	34144	50_year_Future	5300.00	6411.77	6415.57	6417.88	6423.39	0.202463	22.47	238.33	66.11	2.04
Reach-1	34144	100_year_Future	8000.00	6411.77	6417.35	6419.81	6425.42	0.125402	22.89	359.40	69.98	1.71
Reach-1	34144	500_year_Future	14000.00	6411.77	6421.33	6423.32	6429.12	0.060187	22.74	672.56	87.88	1.30
Reach-1	33684	2_year_Future	53.00	6393.50	6394.10	6393.79	6394.13	0.009347	1.44	36.82	62.23	0.33
Reach-1	33684	5_year_Future	410.00	6393.50	6395.40	6394.61	6395.58	0.011983	3.42	119.91	66.35	0.45
Reach-1	33684	10_year_Future	1200.00	6393.50	6396.87	6395.75	6397.34	0.014018	5.49	222.24	71.97	0.53
Reach-1	33684	25_year_Future	3400.00	6393.50	6399.28	6397.94	6400.45	0.017377	6.80	406.10	81.06	0.65

HEC-RAS Plan: UF Future River: Upper Fountain C Reach: Reach-1 (Continued)

Reach	River Sta	Profile	Q Total	Min Ch El	W.S. Elev	Crit W.S.	E.G. Elev	E.G. Slope	Vel Chnl	Flow Area	Top Width	Froude # Chl
			(cfs)	(ft)	(ft)	(ft)	(ft)	(ft/ft)	(ft/s)	(sq ft)	(ft)	
Reach-1	33684	50_year_Future	5300.00	6393.50	6400.67	6399.41	6402.43	0.019725	10.85	522.48	85.46	0.72
Reach-1	33684	100_year_Future	8000.00	6393.50	6402.16	6401.19	6404.76	0.022966	13.29	662.07	101.53	0.80
Reach-1	33684	500_year_Future	14000.00	6393.50	6404.84	6404.56	6408.92	0.026003	16.95	960.34	120.38	0.89
Reach-1	33354	2_year_Future	53.00	6387.50	6387.79	6387.79	6387.93	0.054892	3.02	17.57	61.36	0.99
Reach-1	33354	5_year_Future	410.00	6387.50	6388.62	6388.62	6389.16	0.036247	5.91	69.40	64.11	1.00
Reach-1	33354	10_year_Future	1200.00	6387.50	6389.75	6389.75	6390.83	0.029234	8.34	144.28	68.96	1.00
Reach-1	33354	25_year_Future	3400.00	6387.50	6391.93	6391.93	6393.95	0.021929	11.51	309.31	82.30	0.97
Reach-1	33354	50_year_Future	5300.00	6387.50	6393.42	6393.42	6395.96	0.019013	13.05	441.36	95.89	0.95
Reach-1	33354	100_year_Future	8000.00	6387.50	6395.14	6395.14	6398.24	0.016937	14.63	616.77	105.68	0.94
Reach-1	33354	500_year_Future	14000.00	6387.50	6398.02	6398.02	6402.31	0.015841	17.55	935.05	115.33	0.96
Reach-1	33014	2_year_Future	53.00	6377.92	6378.34	6378.21	6378.41	0.016225	2.10	25.27	60.68	0.57
Reach-1	33014	5_year_Future	410.00	6377.92	6381.33	6379.04	6381.39	0.000907	1.97	208.82	61.75	0.19
Reach-1	33014	10_year_Future	1200.00	6377.92	6385.68	6380.21	6385.78	0.000496	2.52	479.01	82.44	0.16
Reach-1	33014	25_year_Future	3400.00	6377.92	6388.93	6382.48	6389.29	0.001156	4.86	805.87	148.89	0.26
Reach-1	33014	50_year_Future	5300.00	6377.92	6390.10	6384.05	6390.73	0.001864	6.60	991.12	166.81	0.33
Reach-1	33014	100_year_Future	8000.00	6377.92	6391.25	6385.97	6392.31	0.002874	8.71	1190.07	176.70	0.42
Reach-1	33014	500_year_Future	14000.00	6377.92	6393.40	6390.68	6395.32	0.004546	12.10	1586.83	191.89	0.54
Reach-1	32919	2_year_Future	53.00	6375.56	6377.40	6376.73	6377.51	0.005969	2.67	19.83	14.60	0.40
Reach-1	32919	5_year_Future	410.00	6375.56	6380.35	6378.98	6381.00	0.011457	6.49	63.19	14.87	0.55
Reach-1	32919	10_year_Future	1200.00	6375.56	6384.36	6382.45	6385.38	0.008613	8.60	195.27	71.18	0.53
Reach-1	32919	25_year_Future	3400.00	6375.56	6388.23	6387.12	6388.96	0.005939	9.23	733.88	191.73	0.47
Reach-1	32919	50_year_Future	5300.00	6375.56	6389.44	6388.36	6390.34	0.007142	10.78	978.46	211.61	0.52
Reach-1	32919	100_year_Future	8000.00	6375.56	6390.78	6389.56	6391.87	0.008216	12.33	1275.07	230.52	0.57
Reach-1	32919	500_year_Future	14000.00	6375.56	6393.00	6391.47	6394.49	0.010002	14.94	1813.75	263.14	0.64
Reach-1	32904		Bridge									
Reach-1	32883	2_year_Future	53.00	6375.19	6376.35	6376.35	6376.75	0.041187	5.11	10.37	12.94	1.01
Reach-1	32883	5_year_Future	410.00	6375.19	6378.61	6378.61	6380.02	0.034687	9.55	42.95	14.75	0.99
Reach-1	32883	10_year_Future	1200.00	6375.19	6381.88	6381.88	6384.43	0.028778	12.91	100.39	26.06	0.92
Reach-1	32883	25_year_Future	3400.00	6375.19	6386.70	6386.70	6388.03	0.011265	11.88	610.96	199.51	0.63
Reach-1	32883	50_year_Future	5300.00	6375.19	6387.76	6387.76	6389.33	0.013532	13.85	829.28	212.03	0.70
Reach-1	32883	100_year_Future	8000.00	6375.19	6388.86	6388.86	6390.76	0.016319	16.12	1066.58	224.95	0.78
Reach-1	32883	500_year_Future	14000.00	6375.19	6390.90	6390.90	6393.27	0.018811	19.06	1555.35	259.28	0.86
Reach-1	32710	2_year_Future	53.00	6371.39	6373.38	6372.84	6373.47	0.003718	2.35	23.94	18.70	0.34
Reach-1	32710	5_year_Future	410.00	6371.39	6376.17	6374.74	6376.61	0.005280	5.65	95.80	34.77	0.48
Reach-1	32710	10_year_Future	1200.00	6371.39	6379.16	6377.35	6379.55	0.003395	6.44	429.40	201.54	0.42
Reach-1	32710	25_year_Future	3400.00	6371.39	6381.93	6380.18	6382.31	0.003186	7.74	1059.66	235.90	0.43
Reach-1	32710	50_year_Future	5300.00	6371.39	6383.64	6381.05	6384.04	0.003049	8.41	1481.92	255.86	0.43
Reach-1	32710	100_year_Future	8000.00	6371.39	6385.54	6382.10	6385.99	0.002995	9.21	1978.22	267.20	0.44
Reach-1	32710	500_year_Future	14000.00	6371.39	6388.88	6383.99	6389.45	0.002942	10.57	2897.84	282.45	0.45
Reach-1	32683		Bridge									
Reach-1	32670	2_year_Future	53.00	6371.29	6373.05	6372.51	6373.17	0.006706	2.82	19.50	17.26	0.44
Reach-1	32670	5_year_Future	410.00	6371.29	6375.58	6374.62	6376.22	0.008686	6.68	75.26	28.13	0.60
Reach-1	32670	10_year_Future	1200.00	6371.29	6378.02	6378.02	6378.81	0.007422	8.60	298.42	191.20	0.61
Reach-1	32670	25_year_Future	3400.00	6371.29	6379.97	6379.65	6380.90	0.008954	11.33	867.86	203.43	0.70
Reach-1	32670	50_year_Future	5300.00	6371.29	6381.62	6380.54	6382.45	0.007199	11.48	1035.32	223.89	0.65
Reach-1	32670	100_year_Future	8000.00	6371.29	6383.52	6381.53	6384.32	0.005939	11.73	1475.78	235.52	0.60
Reach-1	32670	500_year_Future	14000.00	6371.29	6386.89	6383.43	6387.77	0.004941	12.66	2292.68	250.43	0.57
Reach-1	32669	2_year_Future	53.00	6371.39	6372.99	6372.61	6373.15	0.010442	3.22	17.10	17.68	0.54
Reach-1	32669	5_year_Future	410.00	6371.39	6375.63	6374.72	6376.16	0.007893	6.31	98.98	80.72	0.57
Reach-1	32669	10_year_Future	1200.00	6371.39	6377.66	6377.05	6377.99	0.004603	6.43	421.93	190.45	0.47
Reach-1	32669	25_year_Future	3400.00	6371.39	6380.25	6378.17	6380.61	0.004040	7.72	935.79	204.50	0.47
Reach-1	32669	50_year_Future	5300.00	6371.39	6381.81	6379.36	6382.25	0.004135	8.75	1267.55	227.99	0.49
Reach-1	32669	100_year_Future	8000.00	6371.39	6383.66	6380.34	6384.18	0.003956	9.59	1698.60	237.89	0.49
Reach-1	32669	500_year_Future	14000.00	6371.39	6386.99	6382.29	6387.66	0.003749	11.03	2521.93	256.25	0.50
Reach-1	32665		Bridge									
Reach-1	32662	2_year_Future	53.00	6371.39	6372.64	6372.64	6372.99	0.038204	4.76	11.20	15.67	0.97
Reach-1	32662	5_year_Future	410.00	6371.39	6374.92	6374.92	6375.63	0.014436	7.43	86.46	75.98	0.75
Reach-1	32662	10_year_Future	1200.00	6371.39	6376.92	6376.52	6377.31	0.006758	7.12	374.72	184.22	0.56
Reach-1	32662	25_year_Future	3400.00	6371.39	6378.93	6377.86	6379.47	0.007402	9.32	756.09	195.17	0.62
Reach-1	32662	50_year_Future	5300.00	6371.39	6380.06	6378.15	6380.77	0.008229	10.85	980.98	201.36	0.67
Reach-1	32662	100_year_Future	8000.00	6371.39	6381.31	6379.71	6382.28	0.009452	12.78	1236.70	213.63	0.73
Reach-1	32662	500_year_Future	14000.00	6371.39	6383.60	6381.35	6385.01	0.010421	15.52	1776.12	248.73	0.80
Reach-1	32593	2_year_Future	53.00	6369.68	6371.51	6370.65	6371.56	0.002399	1.89	29.05	21.24	0.27
Reach-1	32593	5_year_Future	410.00	6369.68	6374.31	6372.49	6374.66	0.003889	4.87	95.02	63.53	0.41
Reach-1	32593	10_year_Future	1200.00	6369.68	6376.73	6375.56	6376.98	0.002471	5.22	441.09	183.21	0.35
Reach-1	32593	25_year_Future	3400.00	6369.68	6378.45	6377.27	6379.04	0.005067	8.71	738.81	187.12	0.53
Reach-1	32593	50_year_Future	5300.00	6369.68	6379.32	6378.30	6380.21	0.007006	10.93	909.28	204.06	0.63

HEC-RAS Plan: UF Future River: Upper Fountain C Reach: Reach-1 (Continued)

Reach	River Sta	Profile	Q Total	Min Ch El	W.S. Elev	Crit W.S.	E.G. Elev	E.G. Slope	Vel Chnl	Flow Area	Top Width	Froude # Chl
			(cfs)	(ft)	(ft)	(ft)	(ft)	(ft/ft)	(ft/s)	(sq ft)	(ft)	
Reach-1	32593	100_year_Future	8000.00	6369.68	6380.26	6379.36	6381.54	0.009389	13.49	1107.39	221.28	0.74
Reach-1	32593	500_year_Future	14000.00	6369.68	6381.54	6381.28	6383.87	0.015195	18.56	1405.47	240.46	0.96
Reach-1	32574		Bridge									
Reach-1	32557	2_year_Future	53.00	6369.24	6370.96	6370.20	6371.02	0.003111	2.05	26.92	20.70	0.31
Reach-1	32557	5_year_Future	410.00	6369.24	6374.13	6372.03	6374.47	0.003384	4.72	109.89	116.06	0.39
Reach-1	32557	10_year_Future	1200.00	6369.24	6376.75	6375.16	6376.93	0.001743	4.58	517.17	180.37	0.30
Reach-1	32557	25_year_Future	3400.00	6369.24	6378.48	6376.93	6378.94	0.003891	7.91	876.12	233.21	0.47
Reach-1	32557	50_year_Future	5300.00	6369.24	6379.42	6377.77	6380.06	0.005195	9.77	1101.52	251.08	0.55
Reach-1	32557	100_year_Future	8000.00	6369.24	6380.48	6379.02	6381.36	0.006411	11.62	1377.06	263.50	0.62
Reach-1	32557	500_year_Future	14000.00	6369.24	6382.34	6380.86	6383.62	0.007940	14.36	1873.25	270.49	0.71
Reach-1	32535	2_year_Future	53.00	6368.48	6370.85	6369.89	6370.94	0.003127	2.53	24.81	18.36	0.32
Reach-1	32535	5_year_Future	410.00	6368.48	6374.09	6372.34	6374.36	0.003320	5.01	122.11	114.40	0.39
Reach-1	32535	10_year_Future	1200.00	6368.48	6376.74	6374.63	6376.86	0.001560	4.52	587.35	188.28	0.28
Reach-1	32535	25_year_Future	3400.00	6368.48	6378.47	6376.49	6378.79	0.003588	7.84	990.22	265.00	0.45
Reach-1	32535	50_year_Future	5300.00	6368.48	6379.43	6377.01	6379.86	0.004503	9.36	1248.13	276.18	0.51
Reach-1	32535	100_year_Future	8000.00	6368.48	6380.50	6378.68	6381.08	0.005362	10.89	1547.67	280.33	0.56
Reach-1	32535	500_year_Future	14000.00	6368.48	6382.37	6380.17	6383.27	0.006613	13.37	2078.19	285.70	0.64
Reach-1	32493		Bridge									
Reach-1	32443	2_year_Future	53.00	6368.17	6369.58	6369.58	6370.05	0.037435	5.55	9.75	11.67	0.99
Reach-1	32443	5_year_Future	410.00	6368.17	6372.04	6372.04	6373.21	0.020929	9.58	55.90	27.32	0.91
Reach-1	32443	10_year_Future	1200.00	6368.17	6375.12	6375.12	6375.79	0.008093	9.12	311.88	185.84	0.63
Reach-1	32443	25_year_Future	3400.00	6368.17	6376.53	6376.53	6377.83	0.013693	13.52	598.97	221.69	0.85
Reach-1	32443	50_year_Future	5300.00	6368.17	6377.39	6377.39	6378.69	0.015772	15.54	796.86	241.44	0.92
Reach-1	32443	100_year_Future	8000.00	6368.17	6378.39	6378.39	6379.90	0.017169	17.42	1052.93	267.08	0.98
Reach-1	32443	500_year_Future	14000.00	6368.17	6379.80	6379.80	6381.91	0.020457	20.80	1433.68	271.25	1.10
Reach-1	32281	2_year_Future	53.00	6365.50	6365.97	6365.79	6366.02	0.011057	1.86	28.47	61.45	0.48
Reach-1	32281	5_year_Future	410.00	6365.50	6366.98	6366.62	6367.29	0.014158	4.46	91.98	63.83	0.65
Reach-1	32281	10_year_Future	1200.00	6365.50	6366.68	6367.76	6370.93	0.263734	16.55	72.51	63.04	2.72
Reach-1	32281	25_year_Future	3400.00	6365.50	6368.87	6370.60	6372.75	0.059169	15.86	219.09	70.68	1.53
Reach-1	32281	50_year_Future	5300.00	6365.50	6370.45	6371.69	6374.24	0.036073	16.04	402.99	193.75	1.27
Reach-1	32281	100_year_Future	8000.00	6365.50	6371.82	6372.76	6375.52	0.031294	17.21	629.57	198.38	1.23
Reach-1	32281	500_year_Future	14000.00	6365.50	6373.79	6374.67	6377.77	0.023998	18.47	1081.32	201.23	1.13
Reach-1	31997	2_year_Future	53.00	6359.50	6359.78	6359.78	6359.92	0.058312	3.00	17.69	65.39	1.02
Reach-1	31997	5_year_Future	410.00	6359.50	6360.56	6360.58	6361.04	0.038689	5.55	73.87	79.16	1.01
Reach-1	31997	10_year_Future	1200.00	6359.50	6361.56	6361.58	6362.42	0.029189	7.46	164.21	105.94	0.98
Reach-1	31997	25_year_Future	3400.00	6359.50	6363.33	6363.33	6364.70	0.020196	9.79	408.70	170.25	0.91
Reach-1	31997	50_year_Future	5300.00	6359.50	6364.23	6364.40	6366.03	0.020729	11.51	575.83	202.80	0.96
Reach-1	31997	100_year_Future	8000.00	6359.50	6365.12	6365.54	6367.53	0.022825	13.63	769.32	231.02	1.04
Reach-1	31997	500_year_Future	14000.00	6359.50	6366.34	6367.36	6370.19	0.029492	17.77	1070.86	254.24	1.22
Reach-1	31560	2_year_Future	53.00	6347.80	6348.46	6348.09	6348.49	0.003278	1.24	42.74	68.33	0.28
Reach-1	31560	5_year_Future	410.00	6347.80	6351.12	6348.88	6351.16	0.000713	1.54	266.47	99.58	0.16
Reach-1	31560	10_year_Future	1200.00	6347.80	6353.14	6349.93	6353.24	0.000956	2.57	488.57	120.96	0.21
Reach-1	31560	25_year_Future	3400.00	6347.80	6355.08	6351.75	6355.47	0.002350	5.07	743.62	141.59	0.34
Reach-1	31560	50_year_Future	5300.00	6347.80	6355.88	6352.95	6356.62	0.003868	7.01	864.49	162.28	0.45
Reach-1	31560	100_year_Future	8000.00	6347.80	6356.82	6354.37	6356.08	0.005759	9.26	1046.02	198.84	0.56
Reach-1	31560	500_year_Future	14000.00	6347.80	6358.30	6357.31	6360.79	0.009507	13.24	1345.81	204.90	0.74
Reach-1	31469	2_year_Future	53.00	6346.20	6348.14	6347.24	6348.21	0.002897	2.11	26.39	18.18	0.29
Reach-1	31469	5_year_Future	410.00	6346.20	6349.31	6349.31	6350.60	0.025192	9.25	49.63	21.44	0.97
Reach-1	31469	10_year_Future	1200.00	6346.20	6351.78	6351.72	6352.76	0.012035	9.74	269.44	137.13	0.75
Reach-1	31469	25_year_Future	3400.00	6346.20	6354.25	6353.92	6354.99	0.008700	10.70	898.58	346.87	0.68
Reach-1	31469	50_year_Future	5300.00	6346.20	6355.42	6354.74	6356.10	0.007944	11.23	1318.00	370.00	0.66
Reach-1	31469	100_year_Future	8000.00	6346.20	6356.38	6355.56	6357.21	0.009275	12.99	1679.27	382.29	0.73
Reach-1	31469	500_year_Future	14000.00	6346.20	6358.08	6356.94	6359.16	0.010799	15.58	2343.12	397.90	0.81
Reach-1	31443		Bridge									
Reach-1	31414	2_year_Future	53.00	6344.31	6346.01	6345.35	6346.10	0.004709	2.50	21.54	16.23	0.37
Reach-1	31414	5_year_Future	410.00	6344.31	6347.65	6347.43	6348.81	0.020265	8.74	49.84	16.22	0.88
Reach-1	31414	10_year_Future	1200.00	6344.31	6349.98	6350.05	6350.98	0.011712	9.72	244.77	148.36	0.74
Reach-1	31414	25_year_Future	3400.00	6344.31	6351.97	6351.97	6353.04	0.012311	12.29	692.41	265.13	0.80
Reach-1	31414	50_year_Future	5300.00	6344.31	6352.87	6352.87	6354.17	0.014501	14.42	963.21	310.01	0.88
Reach-1	31414	100_year_Future	8000.00	6344.31	6353.71	6353.71	6355.35	0.017690	16.99	1232.48	331.45	0.99
Reach-1	31414	500_year_Future	14000.00	6344.31	6355.69	6355.20	6357.48	0.017339	19.17	1920.53	373.94	1.02
Reach-1	31245	2_year_Future	53.00	6343.76	6344.05	6344.05	6344.18	0.055327	2.94	18.02	65.96	0.99
Reach-1	31245	5_year_Future	410.00	6343.76	6345.12		6345.38	0.015449	4.09	100.34	87.36	0.67
Reach-1	31245	10_year_Future	1200.00	6343.76	6347.57	6345.79	6347.75	0.002600	3.54	389.74	149.13	0.33
Reach-1	31245	25_year_Future	3400.00	6343.76	6350.13	6347.59	6350.45	0.002567	5.04	908.07	224.99	0.38
Reach-1	31245	50_year_Future	5300.00	6343.76	6351.16	6348.81	6351.66	0.003352	6.38	1149.05	241.52	0.42
Reach-1	31245	100_year_Future	8000.00	6343.76	6352.35	6349.90	6353.08	0.004110	7.83	1447.23	257.27	0.48

HEC-RAS Plan: UF Future River: Upper Fountain C Reach: Reach-1 (Continued)

Reach	River Sta	Profile	Q Total	Min Ch El	W.S. Elev	Crit W.S.	E.G. Elev	E.G. Slope	Vel Chnl	Flow Area	Top Width	Froude # Chl
			(cfs)	(ft)	(ft)	(ft)	(ft)	(ft/ft)	(ft/s)	(sq ft)	(ft)	
Reach-1	31245	500_year_Future	14000.00	6343.76	6354.49		6355.71	0.005284	10.34	2025.63	302.75	0.56
Reach-1	31168	2_year_Future	53.00	6340.36	6341.90	6341.34	6341.99	0.005459	2.39	22.72	21.16	0.39
Reach-1	31168	5_year_Future	410.00	6340.36	6344.14	6343.14	6344.55	0.007185	5.39	89.82	40.15	0.53
Reach-1	31168	10_year_Future	1200.00	6340.36	6346.56	6345.42	6347.29	0.006708	7.60	218.74	119.58	0.57
Reach-1	31168	25_year_Future	3400.00	6340.36	6349.29	6348.76	6350.04	0.005994	9.35	788.76	252.53	0.57
Reach-1	31168	50_year_Future	5300.00	6340.36	6349.94	6349.65	6351.08	0.006974	12.03	954.23	257.34	0.71
Reach-1	31168	100_year_Future	8000.00	6340.36	6350.97	6350.56	6352.40	0.010664	14.10	1226.27	269.94	0.78
Reach-1	31168	500_year_Future	14000.00	6340.36	6352.25	6351.93	6354.68	0.016819	19.18	1582.85	292.71	1.01
Reach-1	31154		Bridge									
Reach-1	31136	2_year_Future	53.00	6339.33	6340.30	6340.30	6340.63	0.041339	4.57	11.60	17.67	0.99
Reach-1	31136	5_year_Future	410.00	6339.33	6342.11	6342.11	6343.18	0.026518	8.36	51.27	26.18	1.00
Reach-1	31136	10_year_Future	1200.00	6339.33	6344.35	6344.35	6346.26	0.021000	11.47	122.10	37.75	0.96
Reach-1	31136	25_year_Future	3400.00	6339.33	6347.56	6347.74	6349.13	0.012114	12.54	573.37	239.23	0.80
Reach-1	31136	50_year_Future	5300.00	6339.33	6348.88	6348.88	6350.13	0.009775	12.53	981.13	325.59	0.74
Reach-1	31136	100_year_Future	8000.00	6339.33	6349.79	6349.79	6351.26	0.011408	14.43	1280.46	335.18	0.81
Reach-1	31136	500_year_Future	14000.00	6339.33	6351.72	6351.21	6353.28	0.011072	16.01	1941.07	348.64	0.82
Reach-1	30979	2_year_Future	53.00	6332.90	6334.66	6334.05	6334.75	0.005038	2.44	22.14	18.38	0.38
Reach-1	30979	5_year_Future	410.00	6332.90	6337.13	6336.04	6337.70	0.007834	6.20	75.51	24.89	0.56
Reach-1	30979	10_year_Future	1200.00	6332.90	6342.78	6338.69	6343.28	0.002307	6.21	276.06	110.80	0.36
Reach-1	30979	25_year_Future	3400.00	6332.90	6346.39	6344.64	6346.90	0.002397	7.86	1292.96	367.57	0.38
Reach-1	30979	50_year_Future	5300.00	6332.90	6347.58	6346.02	6348.18	0.002968	9.27	1766.27	425.33	0.43
Reach-1	30979	100_year_Future	8000.00	6332.90	6348.81	6347.23	6349.50	0.003558	10.72	2312.39	458.40	0.48
Reach-1	30979	500_year_Future	14000.00	6332.90	6351.19	6348.97	6351.92	0.003792	12.18	3440.22	483.90	0.51
Reach-1	30961		Bridge									
Reach-1	30941	2_year_Future	53.00	6332.83	6333.99	6333.99	6334.32	0.041214	4.60	11.52	16.82	0.98
Reach-1	30941	5_year_Future	410.00	6332.83	6335.95	6335.95	6337.07	0.024438	8.68	51.28	23.76	0.94
Reach-1	30941	10_year_Future	1200.00	6332.83	6338.44	6338.44	6340.32	0.018649	11.79	122.64	34.73	0.92
Reach-1	30941	25_year_Future	3400.00	6332.83	6343.23	6343.23	6344.56	0.007669	11.73	547.89	188.25	0.66
Reach-1	30941	50_year_Future	5300.00	6332.83	6344.66	6344.66	6345.91	0.007323	12.54	882.90	294.91	0.66
Reach-1	30941	100_year_Future	8000.00	6332.83	6345.56	6345.56	6347.04	0.008751	14.43	1174.70	351.49	0.73
Reach-1	30941	500_year_Future	14000.00	6332.83	6349.10	6347.01	6349.84	0.003828	11.30	2592.23	419.95	0.50
Reach-1	30790	2_year_Future	53.00	6329.50	6330.41	6329.80	6330.42	0.001243	0.96	55.00	61.05	0.18
Reach-1	30790	5_year_Future	410.00	6329.50	6333.42	6330.82	6333.46	0.000573	1.70	242.96	64.27	0.15
Reach-1	30790	10_year_Future	1200.00	6329.50	6338.50	6331.79	6338.57	0.000279	2.07	640.54	111.52	0.12
Reach-1	30790	25_year_Future	3400.00	6329.50	6342.00	6334.06	6342.18	0.000563	3.66	1292.86	284.33	0.18
Reach-1	30790	50_year_Future	5300.00	6329.50	6343.71	6335.63	6343.94	0.000677	4.37	1807.89	316.07	0.20
Reach-1	30790	100_year_Future	8000.00	6329.50	6345.48	6337.84	6345.77	0.000800	5.14	2382.90	335.09	0.23
Reach-1	30790	500_year_Future	14000.00	6329.50	6349.07		6349.41	0.000802	5.90	3612.33	347.74	0.24
Reach-1	30687	2_year_Future	53.00	6328.12	6330.08	6329.39	6330.17	0.004592	2.42	22.12	17.32	0.37
Reach-1	30687	5_year_Future	410.00	6328.12	6332.71	6331.49	6333.19	0.008170	5.79	80.97	27.86	0.51
Reach-1	30687	10_year_Future	1200.00	6328.12	6338.17	6334.02	6338.46	0.001504	5.08	405.86	124.20	0.29
Reach-1	30687	25_year_Future	3400.00	6328.12	6341.93	6338.13	6342.11	0.000980	5.08	1450.44	350.00	0.25
Reach-1	30687	50_year_Future	5300.00	6328.12	6343.67	6340.46	6343.83	0.000859	5.22	2071.65	383.58	0.24
Reach-1	30687	100_year_Future	8000.00	6328.12	6345.45	6341.33	6345.63	0.000866	5.65	2723.72	370.38	0.24
Reach-1	30687	500_year_Future	14000.00	6328.12	6349.05	6342.66	6349.27	0.000799	6.18	4116.15	403.96	0.24
Reach-1	30687		Bridge									
Reach-1	30646	2_year_Future	53.00	6327.73	6329.22	6329.22	6329.60	0.040401	4.96	10.69	13.81	0.99
Reach-1	30646	5_year_Future	410.00	6327.73	6331.34	6331.34	6332.52	0.024284	8.88	49.48	22.10	0.95
Reach-1	30646	10_year_Future	1200.00	6327.73	6336.78	6333.91	6337.12	0.002330	5.72	354.34	116.50	0.35
Reach-1	30646	25_year_Future	3400.00	6327.73	6341.31	6337.63	6341.50	0.001162	5.42	1349.19	332.12	0.27
Reach-1	30646	50_year_Future	5300.00	6327.73	6343.37	6338.87	6343.53	0.000863	5.16	2072.57	358.23	0.24
Reach-1	30646	100_year_Future	8000.00	6327.73	6345.15	6340.00	6345.33	0.000875	5.60	2714.76	386.41	0.24
Reach-1	30646	500_year_Future	14000.00	6327.73	6348.71	6342.33	6348.93	0.000876	6.40	4062.94	429.31	0.25
Reach-1	30572	2_year_Future	70.00	6324.98	6326.74	6326.15	6326.85	0.005681	2.78	27.86	22.23	0.41
Reach-1	30572	5_year_Future	530.00	6324.98	6329.84	6328.27	6330.31	0.005423	5.92	113.15	33.64	0.49
Reach-1	30572	10_year_Future	1600.00	6324.98	6336.69	6331.14	6336.97	0.001253	5.28	584.22	150.16	0.28
Reach-1	30572	25_year_Future	4500.00	6324.98	6341.07	6336.74	6341.37	0.001305	6.70	1698.47	312.19	0.30
Reach-1	30572	50_year_Future	7600.00	6324.98	6342.96	6339.52	6343.38	0.001701	8.25	2314.18	340.46	0.35
Reach-1	30572	100_year_Future	11000.00	6324.98	6344.65	6340.80	6345.14	0.001976	9.45	2916.29	371.71	0.38
Reach-1	30572	500_year_Future	20000.00	6324.98	6346.02	6342.96	6348.69	0.002475	11.77	4339.37	465.58	0.44
Reach-1	30552		Bridge									
Reach-1	30539	2_year_Future	70.00	6323.64	6324.89	6324.62	6325.19	0.027907	4.53	18.75	21.92	0.85
Reach-1	30539	5_year_Future	530.00	6323.64	6328.18	6326.88	6328.66	0.006373	6.11	114.07	38.67	0.53
Reach-1	30539	10_year_Future	1600.00	6323.64	6333.25	6329.68	6333.72	0.002572	6.60	381.03	87.66	0.38
Reach-1	30539	25_year_Future	4500.00	6323.64	6340.17	6333.78	6340.50	0.001291	6.78	1595.79	292.66	0.30
Reach-1	30539	50_year_Future	7600.00	6323.64	6342.16	6338.12	6342.59	0.001680	8.36	2214.26	327.44	0.35

HEC-RAS Plan: UF Future River: Upper Fountain C Reach: Reach-1 (Continued)

Reach	River Sta	Profile	Q Total	Min Ch El	W.S. Elev	Crit W.S.	E.G. Elev	E.G. Slope	Vel Chnl	Flow Area	Top Width	Froude # Chl
			(cfs)	(ft)	(ft)	(ft)	(ft)	(ft/ft)	(ft/s)	(sq ft)	(ft)	
Reach-1	30539	100_year_Future	11000.00	6323.64	6343.94	6339.75	6344.44	0.001654	9.35	2814.72	343.76	0.37
Reach-1	30539	500_year_Future	20000.00	6323.64	6347.29	6342.41	6348.02	0.002490	12.02	4136.31	441.30	0.44
Reach-1	30534	2_year_Future	70.00	6323.77	6324.69	6324.69	6325.02	0.041136	4.62	15.17	22.42	0.99
Reach-1	30534	5_year_Future	530.00	6323.77	6328.27	6326.55	6328.52	0.004256	4.00	132.38	43.13	0.40
Reach-1	30534	10_year_Future	1600.00	6323.77	6333.36	6328.74	6333.59	0.001231	4.06	465.01	102.78	0.25
Reach-1	30534	25_year_Future	4500.00	6323.77	6340.25	6332.29	6340.42	0.000557	4.13	1926.60	296.27	0.19
Reach-1	30534	50_year_Future	7600.00	6323.77	6342.23	6334.71	6342.50	0.000604	5.39	2540.79	318.64	0.23
Reach-1	30534	100_year_Future	11000.00	6323.77	6344.00	6336.72	6344.37	0.001008	6.45	3118.53	344.86	0.28
Reach-1	30534	500_year_Future	20000.00	6323.77	6347.34	6340.41	6347.94	0.001489	8.74	4544.46	499.89	0.33
Reach-1	30439		Culvert									
Reach-1	30343	2_year_Future	70.00	6323.06	6324.23	6324.23	6324.60	0.041080	4.87	14.36	19.52	1.00
Reach-1	30343	5_year_Future	530.00	6323.06	6325.65	6325.92	6326.81	0.052618	8.64	61.50	43.67	0.40
Reach-1	30343	10_year_Future	1600.00	6323.06	6330.18	6327.75	6330.61	0.003477	5.43	327.73	85.30	0.40
Reach-1	30343	25_year_Future	4500.00	6323.06	6333.25	6330.95	6334.23	0.004967	8.68	711.48	162.95	0.52
Reach-1	30343	50_year_Future	7600.00	6323.06	6335.08	6333.45	6336.47	0.005968	10.82	1049.04	200.11	0.59
Reach-1	30343	100_year_Future	11000.00	6323.06	6336.63	6335.25	6338.43	0.006866	12.72	1381.92	244.21	0.65
Reach-1	30343	500_year_Future	20000.00	6323.06	6339.88	6338.84	6342.02	0.006935	14.99	2438.74	389.67	0.68
Reach-1	30251	2_year_Future	70.00	6319.50	6320.61	6319.84	6320.63	0.001104	1.04	67.59	61.45	0.17
Reach-1	30251	5_year_Future	530.00	6319.50	6324.87	6320.83	6324.91	0.000331	1.57	343.29	70.34	0.12
Reach-1	30251	10_year_Future	1600.00	6319.50	6330.30		6330.37	0.000242	2.15	874.90	146.81	0.12
Reach-1	30251	25_year_Future	4500.00	6319.50	6333.50		6333.72	0.000625	4.11	1453.00	214.32	0.19
Reach-1	30251	50_year_Future	7600.00	6319.50	6335.40		6335.78	0.000983	5.61	1912.21	263.98	0.25
Reach-1	30251	100_year_Future	11000.00	6319.50	6337.01		6337.58	0.001346	7.00	2388.34	329.98	0.30
Reach-1	30251	500_year_Future	20000.00	6319.50	6340.25		6341.08	0.001778	9.02	3650.33	435.86	0.35
Reach-1	30172	2_year_Future	70.00	6317.50	6320.18	6319.54	6320.38	0.009169	3.60	19.52	12.77	0.50
Reach-1	30172	5_year_Future	530.00	6317.50	6324.08	6322.50	6324.68	0.006012	6.64	99.30	31.13	0.50
Reach-1	30172	10_year_Future	1600.00	6317.50	6330.17	6325.97	6330.32	0.000965	4.37	732.30	198.61	0.23
Reach-1	30172	25_year_Future	4500.00	6317.50	6333.44	6329.78	6333.66	0.001334	6.07	1535.25	301.56	0.28
Reach-1	30172	50_year_Future	7600.00	6317.50	6335.36	6331.11	6335.64	0.001526	7.04	2162.88	343.26	0.30
Reach-1	30172	100_year_Future	11000.00	6317.50	6337.02	6332.30	6337.34	0.001598	7.67	2763.02	383.48	0.31
Reach-1	30172	500_year_Future	20000.00	6317.50	6340.32	6334.75	6340.73	0.001719	8.88	4215.27	499.04	0.34
Reach-1	30162		Bridge									
Reach-1	30152	2_year_Future	70.00	6317.21	6319.23	6319.23	6319.78	0.041806	5.99	11.68	10.73	1.01
Reach-1	30152	5_year_Future	530.00	6317.21	6322.27	6322.27	6323.88	0.022778	10.42	55.76	19.25	0.92
Reach-1	30152	10_year_Future	1600.00	6317.21	6328.46	6325.85	6329.09	0.003789	7.94	396.94	160.81	0.44
Reach-1	30152	25_year_Future	4500.00	6317.21	6331.87	6330.02	6332.32	0.002928	8.47	1131.96	269.00	0.40
Reach-1	30152	50_year_Future	7600.00	6317.21	6333.84	6331.47	6334.30	0.002781	9.03	1723.30	333.94	0.40
Reach-1	30152	100_year_Future	11000.00	6317.21	6335.44	6332.58	6335.95	0.002767	9.82	2285.38	364.20	0.41
Reach-1	30152	500_year_Future	20000.00	6317.21	6338.65	6334.53	6339.25	0.002662	10.58	3560.74	438.81	0.41
Reach-1	30085	2_year_Future	70.00	6316.18	6318.15	6317.33	6318.23	0.003482	2.26	31.69	23.08	0.33
Reach-1	30085	5_year_Future	530.00	6316.18	6320.85	6319.38	6321.32	0.005704	5.68	110.15	34.56	0.49
Reach-1	30085	10_year_Future	1600.00	6316.18	6326.54	6322.14	6328.79	0.000947	4.65	724.08	190.62	0.24
Reach-1	30085	25_year_Future	4500.00	6316.18	6331.65	6327.15	6332.16	0.001863	7.82	1526.73	317.78	0.35
Reach-1	30085	50_year_Future	7600.00	6316.18	6333.44	6331.01	6334.08	0.002402	9.33	2152.76	375.77	0.40
Reach-1	30085	100_year_Future	11000.00	6316.18	6334.98	6332.35	6335.70	0.002727	10.54	2751.29	404.74	0.43
Reach-1	30085	500_year_Future	20000.00	6316.18	6338.13	6334.76	6338.99	0.003106	12.51	4143.23	489.87	0.48
Reach-1	30063		Bridge									
Reach-1	30036	2_year_Future	70.00	6314.71	6316.33	6315.75	6316.44	0.005980	2.67	26.50	22.03	0.42
Reach-1	30036	5_year_Future	530.00	6314.71	6319.21	6317.81	6319.69	0.005893	5.74	108.63	34.52	0.50
Reach-1	30036	10_year_Future	1600.00	6314.71	6324.76	6320.53	6325.29	0.002345	6.40	400.34	133.45	0.36
Reach-1	30036	25_year_Future	4500.00	6314.71	6327.76	6326.23	6328.82	0.004181	10.24	925.86	224.13	0.51
Reach-1	30036	50_year_Future	7600.00	6314.71	6329.44	6328.66	6330.87	0.005621	12.89	1380.75	298.53	0.60
Reach-1	30036	100_year_Future	11000.00	6314.71	6330.86	6330.04	6332.48	0.006353	14.59	1830.19	333.81	0.65
Reach-1	30036	500_year_Future	20000.00	6314.71	6333.79	6332.61	6335.65	0.006944	17.10	2880.98	394.21	0.70
Reach-1	29939	2_year_Future	70.00	6313.47	6315.11	6314.95	6315.39	0.022244	4.24	16.53	17.20	0.76
Reach-1	29939	5_year_Future	530.00	6313.47	6318.59	6317.21	6319.07	0.006843	5.60	97.37	31.51	0.51
Reach-1	29939	10_year_Future	1600.00	6313.47	6324.73	6319.99	6324.99	0.001322	4.71	541.69	154.49	0.26
Reach-1	29939	25_year_Future	4500.00	6313.47	6327.77	6324.89	6328.25	0.002159	7.20	1096.58	183.58	0.35
Reach-1	29939	50_year_Future	7600.00	6313.47	6329.30	6326.55	6330.15	0.003559	9.96	1417.13	226.41	0.46
Reach-1	29939	100_year_Future	11000.00	6313.47	6330.53	6327.73	6331.74	0.004811	12.23	1711.84	253.27	0.54
Reach-1	29939	500_year_Future	20000.00	6313.47	6333.20	6331.13	6334.96	0.006317	15.56	2441.89	283.80	0.64
Reach-1	29893		Culvert									
Reach-1	29852	2_year_Future	70.00	6313.40	6314.92	6314.92	6315.33	0.038986	5.12	13.66	16.31	0.99
Reach-1	29852	5_year_Future	530.00	6313.40	6317.59	6317.40	6318.61	0.019869	8.23	69.39	59.65	0.82
Reach-1	29852	10_year_Future	1600.00	6313.40	6322.10	6320.03	6322.34	0.002346	5.11	482.18	113.51	0.33
Reach-1	29852	25_year_Future	4500.00	6313.40	6325.38	6321.70	6325.91	0.003636	8.07	954.27	166.04	0.43

HEC-RAS Plan: UF Future River: Upper Fountain C Reach: Reach-1 (Continued)

Reach	River Sta	Profile	Q Total	Min Ch El	W.S. Elev	Crit W.S.	E.G. Elev	E.G. Slope	Vel Chnl	Flow Area	Top Width	Froude # Chl
			(cfs)	(ft)	(ft)	(ft)	(ft)	(ft/ft)	(ft/s)	(sq ft)	(ft)	
Reach-1	29852	50_year_Future	7600.00	6313.40	6327.56	6323.93	6328.28	0.004188	9.78	1349.36	192.22	0.48
Reach-1	29852	100_year_Future	11000.00	6313.40	6329.35	6325.61	6330.26	0.004598	11.16	1707.10	207.49	0.51
Reach-1	29852	500_year_Future	20000.00	6313.40	6332.85	6328.71	6334.20	0.005511	14.06	2485.80	241.03	0.58
Reach-1	29783	2_year_Future	70.00	6309.87	6312.28	6311.26	6312.38	0.003299	2.58	27.77	14.86	0.32
Reach-1	29783	5_year_Future	530.00	6309.87	6317.59	6313.82	6317.94	0.002091	4.89	131.64	47.15	0.32
Reach-1	29783	10_year_Future	1600.00	6309.87	6321.74	6318.56	6322.15	0.001890	6.29	467.01	109.75	0.33
Reach-1	29783	25_year_Future	4500.00	6309.87	6324.51	6322.52	6325.50	0.004194	10.83	832.69	153.87	0.51
Reach-1	29783	50_year_Future	7600.00	6309.87	6326.24	6324.78	6327.72	0.005949	13.92	1120.86	179.36	0.62
Reach-1	29783	100_year_Future	11000.00	6309.87	6327.75	6326.46	6329.59	0.007093	16.15	1404.82	195.18	0.68
Reach-1	29783	500_year_Future	20000.00	6309.87	6330.88	6329.53	6333.40	0.008644	19.91	2058.25	221.73	0.77
Reach-1	29769		Bridge									
Reach-1	29743	2_year_Future	70.00	6309.46	6311.52	6310.65	6311.64	0.004156	2.80	25.15	14.23	0.37
Reach-1	29743	5_year_Future	530.00	6309.46	6316.23	6313.31	6316.75	0.003189	5.79	96.64	24.96	0.40
Reach-1	29743	10_year_Future	1600.00	6309.46	6320.03	6318.25	6320.81	0.003447	8.18	341.20	100.14	0.45
Reach-1	29743	25_year_Future	4500.00	6309.46	6322.57	6322.24	6324.31	0.007253	13.75	660.50	146.43	0.68
Reach-1	29743	50_year_Future	7600.00	6309.46	6324.90	6324.19	6326.76	0.007343	15.47	1037.60	176.38	0.70
Reach-1	29743	100_year_Future	11000.00	6309.46	6326.89	6325.80	6328.82	0.007213	16.64	1411.35	196.68	0.71
Reach-1	29743	500_year_Future	20000.00	6309.46	6330.55	6328.77	6332.99	0.007932	19.85	2180.93	230.35	0.77
Reach-1	29729	2_year_Future	70.00	6309.75	6311.27	6310.79	6311.51	0.013658	3.94	17.78	11.70	0.56
Reach-1	29729	5_year_Future	530.00	6309.75	6315.61	6313.77	6316.54	0.016155	7.73	68.56	11.70	0.56
Reach-1	29729	10_year_Future	1600.00	6309.75	6319.06	6319.06	6320.52	0.019082	11.00	217.29	78.63	0.64
Reach-1	29729	25_year_Future	4500.00	6309.75	6322.59	6321.87	6323.99	0.016757	12.77	586.01	127.15	0.63
Reach-1	29729	50_year_Future	7600.00	6309.75	6324.96	6323.94	6326.41	0.015969	13.96	958.59	187.78	0.63
Reach-1	29729	100_year_Future	11000.00	6309.75	6327.09	6325.61	6328.35	0.012448	13.45	1393.83	212.55	0.57
Reach-1	29729	500_year_Future	20000.00	6309.75	6330.92	6327.98	6332.35	0.011119	14.52	2273.31	264.36	0.56
Reach-1	29610		Culvert									
Reach-1	29500	2_year_Future	70.00	6307.52	6308.28	6308.56	6309.23	0.116987	7.83	8.94	11.85	0.56
Reach-1	29500	5_year_Future	530.00	6307.52	6310.49	6311.49	6313.93	0.098623	14.89	35.61	12.30	0.56
Reach-1	29500	10_year_Future	1600.00	6307.52	6317.38	6316.38	6317.75	0.005585	6.50	487.60	169.13	0.37
Reach-1	29500	25_year_Future	4500.00	6307.52	6319.33	6318.30	6320.08	0.010774	10.22	829.41	181.47	0.53
Reach-1	29500	50_year_Future	7600.00	6307.52	6321.04	6319.52	6322.03	0.012393	12.03	1162.53	216.46	0.58
Reach-1	29500	100_year_Future	11000.00	6307.52	6322.59	6320.64	6323.76	0.012917	13.22	1564.05	310.27	0.61
Reach-1	29500	500_year_Future	20000.00	6307.52	6325.72	6323.55	6328.98	0.011591	14.24	2656.40	387.38	0.59
Reach-1	29371	2_year_Future	70.00	6305.16	6307.66	6306.72	6307.79	0.003596	2.61	27.12	15.15	0.34
Reach-1	29371	5_year_Future	530.00	6305.16	6310.99	6309.28	6311.75	0.006569	6.99	80.38	17.04	0.54
Reach-1	29371	10_year_Future	1600.00	6305.16	6317.22	6313.39	6317.39	0.001040	4.72	978.35	274.04	0.25
Reach-1	29371	25_year_Future	4500.00	6305.16	6318.73	6317.24	6319.27	0.003305	9.14	1394.91	283.29	0.45
Reach-1	29371	50_year_Future	7600.00	6305.16	6320.26	6318.52	6321.01	0.004465	11.45	1823.12	339.03	0.53
Reach-1	29371	100_year_Future	11000.00	6305.16	6321.74	6319.57	6322.63	0.005077	13.04	2386.71	376.01	0.58
Reach-1	29371	500_year_Future	20000.00	6305.16	6324.68	6321.98	6325.87	0.006308	16.27	3656.92	485.93	0.66
Reach-1	29332		Bridge									
Reach-1	29296	2_year_Future	70.00	6304.05	6306.04	6305.62	6306.25	0.011264	3.67	19.13	14.85	0.57
Reach-1	29296	5_year_Future	530.00	6304.05	6308.54	6308.21	6309.93	0.018129	9.50	58.00	16.27	0.86
Reach-1	29296	10_year_Future	1600.00	6304.05	6312.26	6312.26	6315.27	0.016191	14.14	134.55	30.70	0.91
Reach-1	29296	25_year_Future	4500.00	6304.05	6316.46	6316.51	6317.91	0.007946	13.31	984.86	284.20	0.69
Reach-1	29296	50_year_Future	7600.00	6304.05	6317.81	6317.81	6319.56	0.009985	16.05	1371.46	294.48	0.78
Reach-1	29296	100_year_Future	11000.00	6304.05	6318.88	6318.88	6321.01	0.012171	18.67	1698.12	303.32	0.88
Reach-1	29296	500_year_Future	20000.00	6304.05	6322.70	6321.44	6324.40	0.008944	18.77	3104.98	422.76	0.78
Reach-1	29063	2_year_Future	70.00	6301.50	6302.44	6302.27	6302.69	0.021948	3.99	17.55	19.24	0.74
Reach-1	29063	5_year_Future	530.00	6301.50	6304.80	6304.45	6305.67	0.016344	7.70	83.33	43.51	0.76
Reach-1	29063	10_year_Future	1600.00	6301.50	6305.96	6307.02	6309.29	0.044727	15.67	143.90	60.85	1.32
Reach-1	29063	25_year_Future	4500.00	6301.50	6309.06	6310.58	6313.55	0.036597	20.29	430.38	135.12	1.31
Reach-1	29063	50_year_Future	7600.00	6301.50	6311.31	6312.47	6315.28	0.027550	20.99	791.93	184.21	1.19
Reach-1	29063	100_year_Future	11000.00	6301.50	6313.20	6313.90	6316.80	0.022576	21.39	1170.97	213.86	1.11
Reach-1	29063	500_year_Future	20000.00	6301.50	6316.29	6316.29	6320.51	0.022496	24.99	1897.41	260.69	1.15
Reach-1	28803	2_year_Future	70.00	6296.45	6297.46	6297.22	6297.67	0.017037	3.67	19.05	19.43	0.85
Reach-1	28803	5_year_Future	530.00	6296.45	6299.67	6299.32	6300.71	0.022466	8.18	64.81	22.10	0.84
Reach-1	28803	10_year_Future	1600.00	6296.45	6302.63	6302.63	6304.34	0.018190	10.93	187.17	72.03	0.81
Reach-1	28803	25_year_Future	4500.00	6296.45	6306.20	6306.20	6308.13	0.014201	13.42	623.78	183.80	0.78
Reach-1	28803	50_year_Future	7600.00	6296.45	6308.10	6308.10	6310.21	0.014394	15.31	1035.63	251.43	0.81
Reach-1	28803	100_year_Future	11000.00	6296.45	6309.38	6309.52	6311.82	0.016004	17.35	1388.28	297.36	0.87
Reach-1	28803	500_year_Future	20000.00	6296.45	6311.65	6312.18	6314.78	0.019302	21.33	2152.58	371.63	0.98
Reach-1	28530	2_year_Future	70.00	6289.50	6290.26	6290.26	6290.63	0.043211	4.90	14.29	19.48	1.01
Reach-1	28530	5_year_Future	530.00	6289.50	6292.37	6292.33	6293.62	0.030183	8.96	59.14	23.03	0.99
Reach-1	28530	10_year_Future	1600.00	6289.50	6296.73	6295.44	6297.69	0.007640	8.41	289.74	134.82	0.57
Reach-1	28530	25_year_Future	4500.00	6289.50	6300.24	6299.08	6300.98	0.005252	9.23	1069.81	284.85	0.51
Reach-1	28530	50_year_Future	7600.00	6289.50	6301.94	6300.53	6302.80	0.005731	10.69	1585.41	319.58	0.55

HEC-RAS Plan: UF Future River: Upper Fountain C Reach: Reach-1 (Continued)

Reach	River Sta	Profile	Q Total	Min Ch El	W.S. Elev	Crit W.S.	E.G. Elev	E.G. Slope	Vel Chnl	Flow Area	Top Width	Froude # Chl
			(cfs)	(ft)	(ft)	(ft)	(ft)	(ft/ft)	(ft/s)	(sq ft)	(ft)	
Reach-1	28530	100_year_Future	11000.00	6289.50	6303.46	6301.84	6304.40	0.005917	11.77	2092.48	350.39	0.57
Reach-1	28530	500_year_Future	20000.00	6289.50	6306.72	6303.81	6307.79	0.005763	13.42	3341.55	415.97	0.58
Reach-1	28424	2_year_Future	70.00	6286.36	6288.48	6287.82	6288.56	0.003268	2.32	31.69	23.03	0.32
Reach-1	28424	5_year_Future	530.00	6286.36	6292.20	6289.80	6292.48	0.002584	4.57	148.57	36.87	0.35
Reach-1	28424	10_year_Future	1600.00	6286.36	6296.83	6292.51	6297.04	0.001293	4.90	777.19	224.44	0.27
Reach-1	28424	25_year_Future	4500.00	6286.36	6300.19	6297.05	6300.47	0.001565	6.55	1794.74	379.92	0.32
Reach-1	28424	50_year_Future	7600.00	6286.36	6301.85	6298.68	6302.22	0.002037	8.07	2430.88	389.37	0.37
Reach-1	28424	100_year_Future	11000.00	6286.36	6303.33	6299.82	6303.78	0.002359	9.25	3013.14	397.48	0.40
Reach-1	28424	500_year_Future	20000.00	6286.36	6306.54	6301.94	6307.15	0.002776	11.30	4319.20	418.06	0.45
Reach-1	28397		Culvert									
Reach-1	28356	2_year_Future	70.00	6286.61	6288.33	6287.89	6288.48	0.008672	3.13	22.86	20.97	0.50
Reach-1	28356	5_year_Future	530.00	6286.61	6289.03	6290.06	6292.31	0.104576	14.72	39.14	25.41	0.35
Reach-1	28356	10_year_Future	1600.00	6286.61	6292.66	6292.66	6294.93	0.020259	13.13	162.06	38.13	0.98
Reach-1	28356	25_year_Future	4500.00	6286.61	6297.04	6297.04	6298.47	0.009126	12.98	876.28	265.93	0.73
Reach-1	28356	50_year_Future	7600.00	6286.61	6298.66	6298.66	6300.18	0.009658	14.77	1403.77	382.39	0.77
Reach-1	28356	100_year_Future	11000.00	6286.61	6299.64	6299.64	6301.40	0.011200	16.80	1806.77	436.41	0.84
Reach-1	28356	500_year_Future	20000.00	6286.61	6301.56	6301.56	6303.69	0.013387	20.19	2691.94	473.47	0.94
Reach-1	28063	2_year_Future	70.00	6282.83	6283.18	6283.18	6283.35	0.051965	3.31	21.16	61.83	1.00
Reach-1	28063	5_year_Future	530.00	6282.83	6285.85	6284.14	6285.98	0.001977	2.67	198.98	68.94	0.28
Reach-1	28063	10_year_Future	1600.00	6282.83	6290.66	6285.51	6290.80	0.000687	3.02	557.59	134.02	0.19
Reach-1	28063	25_year_Future	4500.00	6282.83	6293.84	6288.06	6294.06	0.001523	5.58	1179.07	315.98	0.30
Reach-1	28063	50_year_Future	7600.00	6282.83	6295.54	6290.24	6296.16	0.001942	7.03	1824.84	351.30	0.35
Reach-1	28063	100_year_Future	11000.00	6282.83	6297.07	6293.15	6297.85	0.002270	8.20	2393.13	398.20	0.38
Reach-1	28063	500_year_Future	20000.00	6282.83	6300.25	6296.52	6301.26	0.002630	10.11	3782.56	458.79	0.43
Reach-1	27888	2_year_Future	70.00	6278.41	6281.58	6279.84	6281.61	0.000679	1.31	54.06	24.97	0.15
Reach-1	27888	5_year_Future	530.00	6278.41	6285.45	6281.85	6285.65	0.001349	3.59	156.88	27.51	0.26
Reach-1	27888	10_year_Future	1600.00	6278.41	6290.17	6284.54	6290.55	0.001407	5.37	555.38	278.72	0.29
Reach-1	27888	25_year_Future	4500.00	6278.41	6293.34	6291.23	6293.80	0.001800	7.20	1557.76	331.45	0.34
Reach-1	27888	50_year_Future	7600.00	6278.41	6295.21	6292.75	6295.77	0.002179	8.61	2191.34	344.36	0.38
Reach-1	27888	100_year_Future	11000.00	6278.41	6296.70	6293.89	6297.37	0.002626	10.04	2779.72	419.13	0.42
Reach-1	27888	500_year_Future	20000.00	6278.41	6299.85	6296.37	6300.67	0.002991	11.97	4149.82	447.25	0.47
Reach-1	27859		Bridge									
Reach-1	27823	2_year_Future	70.00	6277.55	6280.66	6278.98	6280.69	0.000746	1.35	52.51	24.88	0.16
Reach-1	27823	5_year_Future	530.00	6277.55	6282.01	6280.99	6282.62	0.006511	6.26	87.36	26.33	0.59
Reach-1	27823	10_year_Future	1600.00	6277.55	6284.17	6283.66	6286.25	0.015635	11.66	145.31	27.32	0.86
Reach-1	27823	25_year_Future	4500.00	6277.55	6290.67	6290.67	6292.35	0.005866	11.87	820.91	281.79	0.60
Reach-1	27823	50_year_Future	7600.00	6277.55	6292.40	6292.40	6294.24	0.006710	13.85	1344.87	321.97	0.65
Reach-1	27823	100_year_Future	11000.00	6277.55	6293.57	6293.57	6295.72	0.007950	15.91	1736.15	343.04	0.72
Reach-1	27823	500_year_Future	20000.00	6277.55	6296.12	6296.12	6298.62	0.009185	18.97	2713.04	442.13	0.80
Reach-1	27590	2_year_Future	350.00	6276.89	6277.90	6277.90	6278.40	0.037355	5.67	61.75	62.02	1.00
Reach-1	27590	5_year_Future	570.00	6276.89	6278.28	6278.28	6278.97	0.034238	6.67	85.45	62.63	1.01
Reach-1	27590	10_year_Future	1700.00	6276.89	6279.74	6279.74	6281.15	0.027341	9.53	178.62	64.81	1.01
Reach-1	27590	25_year_Future	4600.00	6276.89	6280.38	6282.38	6287.20	0.100457	20.97	220.38	65.67	2.00
Reach-1	27590	50_year_Future	7700.00	6276.89	6282.71	6284.60	6289.42	0.049620	20.82	377.11	68.80	1.53
Reach-1	27590	100_year_Future	11000.00	6276.89	6285.65	6286.62	6291.54	0.025354	19.59	584.84	72.75	1.17
Reach-1	27590	500_year_Future	20000.00	6276.89	6291.23	6291.89	6295.66	0.011518	18.37	1717.46	287.40	0.86
Reach-1	27234	2_year_Future	350.00	6268.64	6270.14	6269.68	6270.36	0.010704	3.81	91.90	65.81	0.57
Reach-1	27234	5_year_Future	570.00	6268.64	6270.67	6270.06	6270.98	0.009914	4.47	127.66	67.71	0.57
Reach-1	27234	10_year_Future	1700.00	6268.64	6272.59	6271.48	6273.25	0.008502	6.53	262.31	72.25	0.59
Reach-1	27234	25_year_Future	4600.00	6268.64	6275.89	6273.98	6277.05	0.007997	9.47	561.07	159.39	0.64
Reach-1	27234	50_year_Future	7700.00	6268.64	6277.19	6276.62	6279.36	0.010363	12.29	842.98	211.91	0.75
Reach-1	27234	100_year_Future	11000.00	6268.64	6278.68	6278.42	6282.03	0.027230	19.11	738.93	196.31	1.20
Reach-1	27234	500_year_Future	20000.00	6268.64	6278.32	6281.44	6288.10	0.041270	26.71	1103.63	246.69	1.53
Reach-1	26960	2_year_Future	350.00	6265.50	6267.23	6266.51	6267.40	0.010800	3.31	105.63	61.79	0.45
Reach-1	26960	5_year_Future	570.00	6265.50	6267.77	6266.89	6268.03	0.011658	4.10	139.06	62.31	0.48
Reach-1	26960	10_year_Future	1700.00	6265.50	6269.60	6268.38	6270.30	0.014067	6.71	255.88	65.25	0.59
Reach-1	26960	25_year_Future	4600.00	6265.50	6271.82	6271.82	6273.82	0.021490	11.08	501.08	185.96	0.78
Reach-1	26960	50_year_Future	7700.00	6265.50	6273.59	6273.59	6275.52	0.019061	12.31	875.09	239.57	0.78
Reach-1	26960	100_year_Future	11000.00	6265.50	6274.78	6274.78	6276.97	0.019597	13.68	1178.63	264.50	0.79
Reach-1	26960	500_year_Future	20000.00	6265.50	6277.09	6277.09	6279.95	0.021268	16.54	1830.68	306.10	0.86
Reach-1	26504	2_year_Future	350.00	6257.50	6258.50	6258.50	6259.00	0.037884	5.65	61.98	63.62	1.01
Reach-1	26504	5_year_Future	570.00	6257.50	6258.89	6258.89	6259.56	0.033721	6.57	86.80	64.87	1.00
Reach-1	26504	10_year_Future	1700.00	6257.50	6260.32	6260.32	6261.69	0.026180	9.39	184.10	70.71	0.99
Reach-1	26504	25_year_Future	4600.00	6257.50	6263.08	6263.48	6265.09	0.016423	11.80	557.24	286.92	0.88
Reach-1	26504	50_year_Future	7700.00	6257.50	6264.28	6264.87	6266.88	0.018540	14.29	908.65	299.12	0.97
Reach-1	26504	100_year_Future	11000.00	6257.50	6265.41	6265.97	6268.29	0.018240	15.72	1254.14	309.89	0.99
Reach-1	26504	500_year_Future	20000.00	6257.50	6269.39	6268.20	6271.52	0.009478	14.89	2539.95	334.60	0.76

HEC-RAS Plan: UF Future River: Upper Fountain C Reach: Reach-1 (Continued)

Reach	River Sta	Profile	Q Total	Min Ch El	W.S. Elev	Crit W.S.	E.G. Elev	E.G. Slope	Vel Chnl	Flow Area	Top Width	Froude # Chl
			(cfs)	(ft)	(ft)	(ft)	(ft)	(ft/ft)	(ft/s)	(sq ft)	(ft)	
Reach-1	26065	2_year_Future	350.00	6251.60	6256.61	6252.60	6256.62	0.000146	0.89	400.15	128.59	0.06
Reach-1	26065	5_year_Future	570.00	6251.60	6258.94	6252.97	6258.96	0.000074	0.86	839.30	230.06	0.06
Reach-1	26065	10_year_Future	1700.00	6251.60	6260.31	6254.36	6260.36	0.000310	2.01	1177.01	274.57	0.13
Reach-1	26065	25_year_Future	4600.00	6251.60	6262.42	6256.76	6262.61	0.000842	3.88	1800.38	312.82	0.22
Reach-1	26065	50_year_Future	7700.00	6251.60	6264.05	6258.66	6264.38	0.001252	5.25	2331.61	375.37	0.27
Reach-1	26065	100_year_Future	11000.00	6251.60	6265.50	6259.91	6265.95	0.001526	6.27	2893.19	392.62	0.31
Reach-1	26065	500_year_Future	20000.00	6251.60	6268.81		6269.51	0.001891	8.12	4233.28	419.17	0.35
Reach-1	25947	2_year_Future	350.00	6252.76	6256.39	6255.08	6256.54	0.002815	3.45	147.27	138.69	0.33
Reach-1	25947	5_year_Future	570.00	6252.76	6258.91	6255.60	6258.93	0.000400	1.89	790.46	338.40	0.14
Reach-1	25947	10_year_Future	1700.00	6252.76	6260.22	6258.06	6260.30	0.001063	3.52	1260.99	377.62	0.23
Reach-1	25947	25_year_Future	4600.00	6252.76	6262.29	6259.36	6262.46	0.001908	5.59	2103.39	430.33	0.32
Reach-1	25947	50_year_Future	7700.00	6252.76	6263.91	6260.36	6264.14	0.002276	6.79	2813.65	449.34	0.36
Reach-1	25947	100_year_Future	11000.00	6252.76	6265.36	6261.19	6265.64	0.002440	7.65	3472.47	455.91	0.38
Reach-1	25947	500_year_Future	20000.00	6252.76	6268.71	6262.98	6269.10	0.002571	9.21	5020.54	468.03	0.41
Reach-1	25919		Bridge									
Reach-1	25887	2_year_Future	350.00	6252.25	6255.12	6254.58	6255.49	0.009073	5.21	92.24	64.13	0.57
Reach-1	25887	5_year_Future	570.00	6252.25	6257.89	6255.23	6257.94	0.000729	2.40	628.96	338.56	0.18
Reach-1	25887	10_year_Future	1700.00	6252.25	6259.37	6257.38	6259.47	0.001334	3.82	1156.89	368.34	0.26
Reach-1	25887	25_year_Future	4600.00	6252.25	6261.78	6258.90	6261.94	0.001829	5.47	2085.62	404.27	0.32
Reach-1	25887	50_year_Future	7700.00	6252.25	6263.47	6259.78	6263.69	0.002217	6.73	2792.58	434.33	0.36
Reach-1	25887	100_year_Future	11000.00	6252.25	6264.93	6260.58	6265.21	0.002477	7.73	3446.14	460.38	0.39
Reach-1	25887	500_year_Future	20000.00	6252.25	6268.18	6262.30	6268.58	0.002672	9.38	4980.72	476.98	0.42
Reach-1	25755	2_year_Future	350.00	6249.57	6254.75	6252.91	6254.88	0.001969	3.47	161.71	141.13	0.29
Reach-1	25755	5_year_Future	570.00	6249.57	6257.75	6253.49	6257.83	0.000710	2.91	310.34	340.88	0.19
Reach-1	25755	10_year_Future	1700.00	6249.57	6259.26	6255.57	6259.32	0.000771	3.43	1261.47	374.47	0.20
Reach-1	25755	25_year_Future	4600.00	6249.57	6261.61	6258.08	6261.71	0.001203	4.99	2407.56	394.57	0.26
Reach-1	25755	50_year_Future	7700.00	6249.57	6263.25	6258.91	6263.41	0.001614	6.32	3057.53	400.13	0.31
Reach-1	25755	100_year_Future	11000.00	6249.57	6264.67	6259.63	6264.89	0.001930	7.40	3630.33	404.48	0.34
Reach-1	25755	500_year_Future	20000.00	6249.57	6267.86	6261.32	6268.23	0.002440	9.50	4935.64	413.04	0.40
Reach-1	25727		Bridge									
Reach-1	25696	2_year_Future	350.00	6249.51	6252.85	6252.85	6253.65	0.019396	7.72	64.56	46.79	0.82
Reach-1	25696	5_year_Future	570.00	6249.51	6253.53	6253.53	6254.55	0.019978	9.09	94.82	54.65	0.87
Reach-1	25696	10_year_Future	1700.00	6249.51	6256.94	6256.94	6257.78	0.008820	9.58	457.55	317.43	0.65
Reach-1	25696	25_year_Future	4600.00	6249.51	6258.21	6258.21	6259.31	0.014057	13.55	999.42	348.12	0.84
Reach-1	25696	50_year_Future	7700.00	6249.51	6259.34	6259.19	6260.62	0.016291	15.90	1402.43	370.87	0.92
Reach-1	25696	100_year_Future	11000.00	6249.51	6260.68	6260.19	6261.87	0.014101	16.20	1931.49	410.00	0.86
Reach-1	25696	500_year_Future	20000.00	6249.51	6263.70	6261.83	6264.78	0.010179	16.27	3191.84	424.52	0.78
Reach-1	25542	2_year_Future	350.00	6244.59	6249.19	6247.95	6249.67	0.008333	5.90	78.25	27.98	0.51
Reach-1	25542	5_year_Future	570.00	6244.59	6250.32	6248.94	6251.00	0.006762	7.17	112.61	33.05	0.55
Reach-1	25542	10_year_Future	1700.00	6244.59	6253.46	6253.19	6254.28	0.006102	9.34	467.80	195.85	0.57
Reach-1	25542	25_year_Future	4600.00	6244.59	6255.82	6255.27	6256.98	0.008586	13.07	1006.82	263.10	0.70
Reach-1	25542	50_year_Future	7700.00	6244.59	6257.56	6257.21	6258.76	0.008970	14.77	1650.66	428.06	0.74
Reach-1	25542	100_year_Future	11000.00	6244.59	6259.39	6258.19	6260.27	0.006881	13.97	2464.12	457.31	0.65
Reach-1	25542	500_year_Future	20000.00	6244.59	6262.68	6259.97	6263.49	0.005675	14.78	4060.47	511.20	0.62
Reach-1	25503		Bridge									
Reach-1	25477	2_year_Future	350.00	6244.41	6247.77	6247.77	6248.87	0.022801	8.79	49.86	25.27	0.92
Reach-1	25477	5_year_Future	570.00	6244.41	6248.89	6248.89	6250.11	0.021298	10.24	74.70	28.60	0.93
Reach-1	25477	10_year_Future	1700.00	6244.41	6251.90	6251.90	6254.27	0.017963	14.20	240.93	167.33	0.95
Reach-1	25477	25_year_Future	4600.00	6244.41	6255.23	6254.91	6256.35	0.009177	13.17	1030.39	284.05	0.72
Reach-1	25477	50_year_Future	7700.00	6244.41	6257.10	6256.53	6258.15	0.008440	14.12	1687.42	410.89	0.71
Reach-1	25477	100_year_Future	11000.00	6244.41	6258.66	6257.45	6259.57	0.007349	14.27	2346.74	436.14	0.68
Reach-1	25477	500_year_Future	20000.00	6244.41	6261.86	6259.27	6262.78	0.006522	15.46	3822.60	489.87	0.66
Reach-1	25282	2_year_Future	350.00	6241.20	6245.33	6243.99	6245.72	0.005582	5.05	72.99	23.18	0.47
Reach-1	25282	5_year_Future	570.00	6241.20	6246.34	6244.82	6246.95	0.006273	6.34	97.70	25.79	0.53
Reach-1	25282	10_year_Future	1700.00	6241.20	6250.48	6248.03	6251.67	0.005513	9.18	307.75	152.35	0.55
Reach-1	25282	25_year_Future	4600.00	6241.20	6254.17	6253.23	6255.06	0.004222	10.16	1210.45	328.58	0.51
Reach-1	25282	50_year_Future	7700.00	6241.20	6255.48	6254.75	6256.71	0.005995	12.93	1665.74	376.48	0.62
Reach-1	25282	100_year_Future	11000.00	6241.20	6256.73	6256.03	6258.09	0.006568	14.36	2164.60	397.56	0.66
Reach-1	25282	500_year_Future	20000.00	6241.20	6260.05	6258.00	6261.40	0.006141	15.88	3514.95	427.65	0.66
Reach-1	25236		Bridge									
Reach-1	25210	2_year_Future	350.00	6240.31	6243.09	6243.09	6244.15	0.028771	8.29	43.08	21.15	0.99
Reach-1	25210	5_year_Future	570.00	6240.31	6243.92	6243.92	6245.37	0.025546	9.70	61.11	22.30	0.99
Reach-1	25210	10_year_Future	1700.00	6240.31	6247.13	6247.13	6249.86	0.018668	13.50	144.90	30.68	0.95
Reach-1	25210	25_year_Future	4600.00	6240.31	6251.63	6251.90	6253.46	0.009177	13.61	835.19	283.60	0.73
Reach-1	25210	50_year_Future	7700.00	6240.31	6253.40	6253.40	6255.15	0.009015	14.93	1407.51	364.51	0.75
Reach-1	25210	100_year_Future	11000.00	6240.31	6254.55	6254.55	6256.48	0.009939	16.63	1846.75	389.83	0.79
Reach-1	25210	500_year_Future	20000.00	6240.31	6258.35	6256.61	6259.72	0.006672	16.06	3391.51	418.51	0.68

HEC-RAS Plan: UF Future River: Upper Fountain C Reach: Reach-1 (Continued)

Reach	River Sta	Profile	Q Total	Min Ch El	W.S. Elev	Crit W.S.	E.G. Elev	E.G. Slope	Vel Chnl	Flow Area	Top Width	Froude # Chl
			(cfs)	(ft)	(ft)	(ft)	(ft)	(ft/ft)	(ft/s)	(sq ft)	(ft)	
Reach-1	25098	2_year_Future	350.00	6239.52	6242.83	6241.07	6242.98	0.001925	2.90	125.07	53.08	0.30
Reach-1	25098	5_year_Future	570.00	6239.52	6244.01	6241.64	6244.17	0.001638	3.27	199.56	81.22	0.29
Reach-1	25098	10_year_Future	1700.00	6239.52	6247.07	6243.77	6247.25	0.001163	4.02	866.44	288.71	0.27
Reach-1	25098	25_year_Future	4600.00	6239.52	6249.53	6246.85	6249.89	0.001933	6.31	1861.54	358.71	0.36
Reach-1	25098	50_year_Future	7700.00	6239.52	6251.15	6248.18	6251.66	0.002445	7.89	2268.23	383.78	0.42
Reach-1	25098	100_year_Future	11000.00	6239.52	6252.50	6249.37	6253.14	0.002847	9.18	2796.71	400.53	0.46
Reach-1	25098	500_year_Future	20000.00	6239.52	6258.49		6258.97	0.001499	8.65	5364.31	447.61	0.35
Reach-1	25008	2_year_Future	350.00	6237.96	6242.18	6240.97	6242.59	0.005900	5.22	75.25	34.80	0.50
Reach-1	25008	5_year_Future	570.00	6237.96	6243.27	6241.93	6243.81	0.005518	6.09	112.67	77.26	0.51
Reach-1	25008	10_year_Future	1700.00	6237.96	6246.61	6244.93	6247.02	0.003056	6.59	626.03	217.13	0.42
Reach-1	25008	25_year_Future	4600.00	6237.96	6248.39	6247.57	6249.40	0.006978	11.43	1081.70	293.63	0.65
Reach-1	25008	50_year_Future	7700.00	6237.96	6250.04	6249.19	6251.13	0.007267	12.97	1615.95	348.83	0.68
Reach-1	25008	100_year_Future	11000.00	6237.96	6251.50	6250.29	6252.62	0.007042	13.86	2136.53	360.99	0.69
Reach-1	25008	500_year_Future	20000.00	6237.96	6258.28	6252.35	6258.79	0.002301	10.55	4959.27	469.71	0.42
Reach-1	24989		Bridge									
Reach-1	24957	2_year_Future	350.00	6237.86	6240.89	6240.89	6241.95	0.024437	8.25	42.97	23.16	0.97
Reach-1	24957	5_year_Future	570.00	6237.86	6241.81	6241.81	6243.12	0.020832	9.27	68.00	31.24	0.93
Reach-1	24957	10_year_Future	1700.00	6237.86	6244.72	6244.72	6245.92	0.010629	10.33	358.43	177.45	0.74
Reach-1	24957	25_year_Future	4600.00	6237.86	6246.63	6246.63	6248.54	0.015772	15.13	784.11	256.02	0.95
Reach-1	24957	50_year_Future	7700.00	6237.86	6248.41	6248.41	6250.15	0.013440	16.00	1283.76	306.64	0.91
Reach-1	24957	100_year_Future	11000.00	6237.86	6250.34	6249.53	6251.87	0.009402	15.11	1941.67	362.13	0.78
Reach-1	24957	500_year_Future	20000.00	6237.86	6258.02	6251.60	6258.49	0.002201	10.26	5145.86	489.05	0.41
Reach-1	24787	2_year_Future	350.00	6235.50	6238.84	6236.52	6238.88	0.000626	1.73	202.74	61.09	0.17
Reach-1	24787	5_year_Future	570.00	6235.50	6240.06	6236.90	6240.13	0.000597	2.05	277.76	66.47	0.17
Reach-1	24787	10_year_Future	1700.00	6235.50	6243.63	6238.39	6243.73	0.000539	2.87	989.90	289.70	0.18
Reach-1	24787	25_year_Future	4600.00	6235.50	6245.60	6241.58	6245.95	0.001472	5.49	1540.68	289.32	0.30
Reach-1	24787	50_year_Future	7700.00	6235.50	6247.66	6243.69	6248.17	0.001808	6.89	2159.18	310.87	0.35
Reach-1	24787	100_year_Future	11000.00	6235.50	6250.20		6250.73	0.001594	7.34	3006.33	360.13	0.34
Reach-1	24787	500_year_Future	20000.00	6235.50	6257.84		6258.24	0.000823	6.98	6249.61	469.71	0.26
Reach-1	24690	2_year_Future	350.00	6234.17	6238.12	6237.23	6238.61	0.007126	5.66	66.15	25.68	0.58
Reach-1	24690	5_year_Future	570.00	6234.17	6239.06	6238.05	6239.79	0.007361	6.92	91.91	28.69	0.62
Reach-1	24690	10_year_Future	1700.00	6234.17	6243.32	6241.27	6243.60	0.001795	5.57	793.05	213.80	0.34
Reach-1	24690	25_year_Future	4600.00	6234.17	6243.93	6243.62	6245.35	0.008950	13.05	923.18	217.95	0.78
Reach-1	24690	50_year_Future	7700.00	6234.17	6245.72	6245.04	6247.46	0.009770	15.43	1343.95	253.70	0.84
Reach-1	24690	100_year_Future	11000.00	6234.17	6249.38	6246.52	6250.35	0.004460	12.71	2387.82	315.48	0.59
Reach-1	24690	500_year_Future	20000.00	6234.17	6257.59	6249.27	6258.10	0.001600	10.31	5613.57	462.34	0.38
Reach-1	24673		Bridge									
Reach-1	24654	2_year_Future	350.00	6234.05	6237.14	6237.14	6238.13	0.022521	8.02	45.38	23.81	0.97
Reach-1	24654	5_year_Future	570.00	6234.05	6237.94	6237.94	6239.28	0.020051	9.38	66.06	27.71	0.97
Reach-1	24654	10_year_Future	1700.00	6234.05	6240.87	6241.42	6242.68	0.012619	11.82	305.54	201.45	0.86
Reach-1	24654	25_year_Future	4600.00	6234.05	6243.51	6243.51	6245.19	0.010737	13.98	855.72	213.44	0.85
Reach-1	24654	50_year_Future	7700.00	6234.05	6244.39	6244.39	6247.33	0.017916	19.28	1046.66	224.34	1.11
Reach-1	24654	100_year_Future	11000.00	6234.05	6249.14	6246.40	6250.17	0.004683	12.95	2315.26	305.22	0.61
Reach-1	24654	500_year_Future	20000.00	6234.05	6257.25	6249.15	6257.79	0.001711	10.60	5527.57	486.07	0.40
Reach-1	24459	2_year_Future	350.00	6229.50	6231.78	6230.49	6231.85	0.002272	2.22	157.86	78.32	0.28
Reach-1	24459	5_year_Future	570.00	6229.50	6232.44	6230.85	6232.55	0.002493	2.69	211.60	83.55	0.30
Reach-1	24459	10_year_Future	1700.00	6229.50	6235.96	6232.22	6236.11	0.001187	3.12	559.48	116.53	0.23
Reach-1	24459	25_year_Future	4600.00	6229.50	6240.14	6234.49	6240.46	0.001234	4.62	1148.35	183.13	0.26
Reach-1	24459	50_year_Future	7700.00	6229.50	6243.27	6236.23	6243.72	0.001263	5.62	1890.07	186.67	0.28
Reach-1	24459	100_year_Future	11000.00	6229.50	6249.24		6249.56	0.000596	4.99	3370.47	390.47	0.20
Reach-1	24459	500_year_Future	20000.00	6229.50	6257.23		6257.53	0.000407	5.21	7220.98	531.26	0.18
Reach-1	24295	2_year_Future	350.00	6229.50	6230.98		6231.17	0.009777	3.53	99.29	74.27	0.54
Reach-1	24295	5_year_Future	570.00	6229.50	6231.72		6231.92	0.006377	3.63	157.20	81.27	0.46
Reach-1	24295	10_year_Future	1700.00	6229.50	6235.77		6235.92	0.001164	3.17	580.91	131.06	0.23
Reach-1	24295	25_year_Future	4600.00	6229.50	6239.95		6240.25	0.001195	4.64	1187.26	155.41	0.26
Reach-1	24295	50_year_Future	7700.00	6229.50	6243.06		6243.51	0.001243	5.68	1824.76	305.52	0.28
Reach-1	24295	100_year_Future	11000.00	6229.50	6249.21		6249.45	0.000479	4.57	4228.19	466.82	0.18
Reach-1	24295	500_year_Future	20000.00	6229.50	6257.24		6257.44	0.000302	4.59	8655.43	643.39	0.16
Reach-1	24191	2_year_Future	350.00	6226.79	6229.80	6229.08	6230.17	0.008543	4.94	78.86	43.28	0.58
Reach-1	24191	5_year_Future	570.00	6226.79	6230.57	6229.74	6231.07	0.008437	5.90	113.94	52.18	0.58
Reach-1	24191	10_year_Future	1700.00	6226.79	6235.11	6231.96	6235.63	0.002979	6.32	364.51	143.09	0.40
Reach-1	24191	25_year_Future	4600.00	6226.79	6239.55	6235.73	6240.04	0.002189	7.33	1385.99	258.77	0.37
Reach-1	24191	50_year_Future	7700.00	6226.79	6242.85	6237.90	6243.34	0.001689	7.99	2431.30	373.72	0.36
Reach-1	24191	100_year_Future	11000.00	6226.79	6249.19	6239.09	6249.36	0.000559	5.46	5504.25	553.49	0.21
Reach-1	24191	500_year_Future	20000.00	6226.79	6257.25	6242.06	6257.37	0.000322	5.11	10108.33	601.07	0.16
Reach-1	24179		Bridge									

HEC-RAS Plan: UF Future River: Upper Fountain C Reach: Reach-1 (Continued)

Reach	River Sta	Profile	Q Total	Min Ch El	W.S. Elev	Crit W.S.	E.G. Elev	E.G. Slope	Vel Chnl	Flow Area	Top Width	Froude # Chl
			(cfs)	(ft)	(ft)	(ft)	(ft)	(ft/ft)	(ft/s)	(sq ft)	(ft)	
Reach-1	24168	2_year_Future	350.00	6226.28	6228.55	6228.55	6229.34	0.029203	7.17	51.71	35.18	0.97
Reach-1	24168	5_year_Future	570.00	6226.28	6229.17	6229.17	6230.23	0.026385	8.40	74.85	39.35	0.97
Reach-1	24168	10_year_Future	1700.00	6226.28	6231.44	6231.44	6233.28	0.019901	11.51	186.00	66.08	0.95
Reach-1	24168	25_year_Future	4600.00	6226.28	6236.80	6235.24	6237.53	0.004304	8.97	1154.88	264.76	0.50
Reach-1	24168	50_year_Future	7700.00	6226.28	6242.82	6236.77	6243.07	0.001092	6.20	3239.78	438.61	0.27
Reach-1	24168	100_year_Future	11000.00	6226.28	6249.19	6237.88	6249.29	0.000353	4.41	6642.06	583.15	0.16
Reach-1	24168	500_year_Future	20000.00	6226.28	6257.24	6240.89	6257.33	0.000239	4.45	11489.99	646.36	0.14
Reach-1	24052	2_year_Future	350.00	6224.79	6227.69	6225.76	6227.71	0.000506	1.14	308.16	142.84	0.13
Reach-1	24052	5_year_Future	570.00	6224.79	6229.25	6226.19	6229.27	0.000226	1.08	541.52	156.14	0.10
Reach-1	24052	10_year_Future	1700.00	6224.79	6231.69	6227.13	6231.75	0.000367	1.92	981.70	215.21	0.14
Reach-1	24052	25_year_Future	4600.00	6224.79	6237.05		6237.13	0.000269	2.49	2679.43	439.47	0.13
Reach-1	24052	50_year_Future	7700.00	6224.79	6242.88		6242.94	0.000137	2.34	5567.81	562.35	0.10
Reach-1	24052	100_year_Future	11000.00	6224.79	6249.20		6249.25	0.000075	2.12	9634.85	706.81	0.08
Reach-1	24052	500_year_Future	20000.00	6224.79	6257.24		6257.30	0.000071	2.51	15594.34	885.38	0.08
Reach-1	23988	2_year_Future	350.00	6223.38	6226.95	6226.10	6227.47	0.008630	6.00	69.89	28.66	0.59
Reach-1	23988	5_year_Future	570.00	6223.38	6228.53	6228.96	6229.07	0.005476	6.24	125.15	91.07	0.50
Reach-1	23988	10_year_Future	1700.00	6223.38	6231.10	6230.39	6231.57	0.004299	7.35	597.14	229.59	0.48
Reach-1	23988	25_year_Future	4600.00	6223.38	6237.00	6231.95	6237.10	0.000776	4.62	2874.12	468.25	0.22
Reach-1	23988	50_year_Future	7700.00	6223.38	6242.88	6233.98	6242.92	0.000294	3.63	6069.89	623.74	0.15
Reach-1	23988	100_year_Future	11000.00	6223.38	6249.20	6234.82	6249.23	0.000132	2.94	10444.01	747.83	0.10
Reach-1	23988	500_year_Future	20000.00	6223.38	6257.25	6236.51	6257.28	0.000104	3.14	17064.94	961.12	0.10
Reach-1	23975		Bridge									
Reach-1	23961	2_year_Future	350.00	6221.93	6224.94	6224.64	6225.70	0.016248	7.25	57.92	29.34	0.78
Reach-1	23961	5_year_Future	570.00	6221.93	6226.63	6225.40	6227.37	0.006041	6.32	129.95	48.72	0.52
Reach-1	23961	10_year_Future	1700.00	6221.93	6230.04	6228.42	6230.70	0.004906	8.13	510.51	218.96	0.51
Reach-1	23961	25_year_Future	4600.00	6221.93	6236.94	6231.59	6237.03	0.000641	4.48	3074.48	490.56	0.21
Reach-1	23961	50_year_Future	7700.00	6221.93	6242.85	6232.30	6242.90	0.000248	3.50	6448.61	644.04	0.14
Reach-1	23961	100_year_Future	11000.00	6221.93	6249.19	6234.61	6249.22	0.000115	2.84	10937.69	758.56	0.10
Reach-1	23961	500_year_Future	20000.00	6221.93	6257.24	6236.37	6257.27	0.000093	3.05	17705.39	975.81	0.09
Reach-1	23731	2_year_Future	340.00	6218.01	6223.98	6221.50	6224.15	0.002655	3.33	101.97	29.03	0.31
Reach-1	23731	5_year_Future	690.00	6218.01	6226.13	6222.86	6226.38	0.002629	3.99	173.05	37.10	0.33
Reach-1	23731	10_year_Future	2000.00	6218.01	6229.12	6225.94	6229.66	0.003834	6.18	407.10	320.15	0.42
Reach-1	23731	25_year_Future	5300.00	6218.01	6236.23	6230.02	6236.69	0.001530	6.28	1293.60	557.84	0.30
Reach-1	23731	50_year_Future	8800.00	6218.01	6242.27	6232.38	6242.68	0.000939	6.26	2227.39	657.82	0.25
Reach-1	23731	100_year_Future	13000.00	6218.01	6248.63	6234.79	6249.05	0.000680	6.41	3211.38	869.78	0.22
Reach-1	23731	500_year_Future	24000.00	6218.01	6258.32	6239.05	6257.01	0.000873	8.61	5222.53	1173.83	0.26
Reach-1	23682		Bridge									
Reach-1	23638	2_year_Future	340.00	6218.12	6223.60	6221.62	6223.83	0.003939	3.86	88.14	327.74	0.38
Reach-1	23638	5_year_Future	690.00	6218.12	6225.76	6222.98	6226.08	0.003504	4.44	155.50	364.40	0.37
Reach-1	23638	10_year_Future	2000.00	6218.12	6227.32	6225.91	6228.66	0.011991	9.30	215.31	363.35	0.71
Reach-1	23638	25_year_Future	5300.00	6218.12	6234.77	6230.36	6236.01	0.003885	9.25	703.68	759.85	0.46
Reach-1	23638	50_year_Future	8800.00	6218.12	6240.75	6233.67	6241.91	0.002340	9.34	1265.71	901.10	0.38
Reach-1	23638	100_year_Future	13000.00	6218.12	6246.36	6236.61	6247.58	0.001832	9.87	1894.92	1069.83	0.36
Reach-1	23638	500_year_Future	24000.00	6218.12	6254.57	6242.05	6255.99	0.001680	11.50	4350.40	1413.99	0.36
Reach-1	23601	2_year_Future	340.00	6215.46	6223.66	6218.09	6223.72	0.000266	2.08	213.62	38.53	0.13
Reach-1	23601	5_year_Future	690.00	6215.46	6225.80	6219.34	6225.94	0.000452	3.19	302.81	44.69	0.18
Reach-1	23601	10_year_Future	2000.00	6215.46	6227.43	6222.70	6228.23	0.002165	7.74	379.51	49.37	0.40
Reach-1	23601	25_year_Future	5300.00	6215.46	6234.06	6228.23	6235.76	0.002732	11.77	770.19	68.63	0.49
Reach-1	23601	50_year_Future	8800.00	6215.46	6239.16	6232.44	6241.47	0.002860	14.20	1160.11	84.39	0.52
Reach-1	23601	100_year_Future	13000.00	6215.46	6243.07	6236.51	6246.75	0.003723	17.97	1529.93	147.57	0.61
Reach-1	23601	500_year_Future	24000.00	6215.46	6251.23	6246.98	6255.15	0.003410	20.50	2842.78	174.17	0.61
Reach-1	23473		Bridge									
Reach-1	23382	2_year_Future	340.00	6212.51	6214.21	6215.13	6217.40	0.145983	14.34	23.79	19.86	2.27
Reach-1	23382	5_year_Future	690.00	6212.51	6215.06	6216.42	6219.56	0.102364	17.06	41.86	22.32	2.08
Reach-1	23382	10_year_Future	2000.00	6212.51	6217.65	6219.78	6224.40	0.054637	21.31	109.06	29.74	1.74
Reach-1	23382	25_year_Future	5300.00	6212.51	6222.04	6225.27	6232.21	0.036368	27.05	267.63	42.37	1.58
Reach-1	23382	50_year_Future	8800.00	6212.51	6225.63	6229.47	6237.81	0.028439	30.39	438.15	52.67	1.51
Reach-1	23382	100_year_Future	13000.00	6212.51	6229.13	6233.54	6243.10	0.025644	33.37	639.64	62.70	1.46
Reach-1	23382	500_year_Future	24000.00	6212.51	6237.46	6244.02	6252.16	0.017269	38.14	1267.70	88.24	1.29
Reach-1	23198	2_year_Future	340.00	6211.50	6212.75	6212.47	6213.04	0.013065	4.28	79.39	64.68	0.68
Reach-1	23198	5_year_Future	690.00	6211.50	6213.37	6213.05	6213.89	0.014120	5.78	119.37	65.82	0.75
Reach-1	23198	10_year_Future	2000.00	6211.50	6214.38	6214.61	6216.18	0.027213	10.77	186.73	67.33	1.13
Reach-1	23198	25_year_Future	5300.00	6211.50	6215.56	6217.40	6221.82	0.059535	20.11	267.46	69.09	1.77
Reach-1	23198	50_year_Future	8800.00	6211.50	6216.26	6220.05	6228.74	0.095963	28.41	316.06	70.12	2.30
Reach-1	23198	100_year_Future	13000.00	6211.50	6217.56	6222.69	6234.19	0.092790	32.84	408.18	72.05	2.36
Reach-1	23198	500_year_Future	24000.00	6211.50	6220.79	6227.49	6243.88	0.073476	38.93	688.91	114.50	2.28
Reach-1	22913	2_year_Future	340.00	6206.13	6207.10	6207.10	6207.58	0.030641	5.55	61.29	64.10	1.00

HEC-RAS Plan: UF Future River: Upper Fountain C Reach: Reach-1 (Continued)

Reach	River Sta	Profile	Q Total	Min Ch El	W.S. Elev	Crit W.S.	E.G. Elev	E.G. Slope	Vel Chnl	Flow Area	Top Width	Froude # Chl
			(cfs)	(ft)	(ft)	(ft)	(ft)	(ft/ft)	(ft/s)	(sq ft)	(ft)	
Reach-1	22913	5_year_Future	690.00	6206.13	6207.67	6207.67	6208.44	0.027066	7.03	98.21	65.04	1.01
Reach-1	22913	10_year_Future	2000.00	6206.13	6209.23	6209.23	6210.77	0.021328	9.95	202.44	68.38	1.00
Reach-1	22913	25_year_Future	5300.00	6206.13	6212.46	6212.46	6214.66	0.012247	12.19	559.25	188.20	0.86
Reach-1	22913	50_year_Future	8800.00	6206.13	6213.84	6214.51	6217.15	0.015137	15.47	846.17	227.81	0.98
Reach-1	22913	100_year_Future	13000.00	6206.13	6214.71	6216.11	6219.74	0.020910	19.53	1051.56	242.10	1.18
Reach-1	22913	500_year_Future	24000.00	6206.13	6216.27	6219.54	6225.97	0.034668	28.13	1442.84	260.48	1.56
Reach-1	22491	2_year_Future	340.00	6195.50	6196.89	6196.60	6197.17	0.012800	4.22	80.49	66.12	0.67
Reach-1	22491	5_year_Future	690.00	6195.50	6197.49	6197.17	6198.00	0.013998	5.74	120.37	66.80	0.75
Reach-1	22491	10_year_Future	2000.00	6195.50	6198.43	6198.71	6200.29	0.029116	10.94	183.85	67.85	1.16
Reach-1	22491	25_year_Future	5300.00	6195.50	6199.97	6201.51	6205.32	0.046430	18.58	289.66	69.57	1.58
Reach-1	22491	50_year_Future	8800.00	6195.50	6202.40	6204.73	6208.33	0.028512	19.62	476.37	115.83	1.33
Reach-1	22491	100_year_Future	13000.00	6195.50	6204.50	6206.62	6210.61	0.021894	20.60	918.85	281.74	1.22
Reach-1	22491	500_year_Future	24000.00	6195.50	6207.34	6209.44	6214.17	0.020122	23.80	1880.86	362.79	1.23
Reach-1	22086	2_year_Future	340.00	6188.09	6189.05	6189.05	6189.50	0.030662	5.40	62.95	69.49	1.00
Reach-1	22086	5_year_Future	690.00	6188.09	6189.60	6189.60	6190.30	0.027141	6.74	102.34	73.80	1.01
Reach-1	22086	10_year_Future	2000.00	6188.09	6191.48	6191.04	6192.47	0.012770	8.00	255.97	89.80	0.79
Reach-1	22086	25_year_Future	5300.00	6188.09	6193.52	6193.52	6195.94	0.016340	12.62	457.87	107.56	0.97
Reach-1	22086	50_year_Future	8800.00	6188.09	6195.18	6195.57	6198.80	0.017264	15.59	647.57	121.92	1.05
Reach-1	22086	100_year_Future	13000.00	6188.09	6196.61	6198.27	6201.93	0.019854	18.97	863.29	202.82	1.16
Reach-1	22086	500_year_Future	24000.00	6188.09	6199.79	6202.25	6206.41	0.017961	22.41	1814.01	397.61	1.17
Reach-1	21665	2_year_Future	340.00	6181.50	6184.54	6182.48	6184.57	0.000652	1.56	217.85	85.36	0.17
Reach-1	21665	5_year_Future	750.00	6181.50	6187.10	6183.13	6187.14	0.000328	1.62	465.31	105.92	0.13
Reach-1	21665	10_year_Future	2100.00	6181.50	6191.86		6191.92	0.000209	2.05	1317.92	305.46	0.12
Reach-1	21665	25_year_Future	5600.00	6181.50	6194.28	6187.09	6194.49	0.000564	3.95	2214.13	415.84	0.21
Reach-1	21665	50_year_Future	9200.00	6181.50	6195.64	6188.95	6196.03	0.000942	5.51	2818.45	469.66	0.27
Reach-1	21665	100_year_Future	14000.00	6181.50	6196.95	6191.34	6197.59	0.001434	7.24	3467.95	528.22	0.34
Reach-1	21665	500_year_Future	24000.00	6181.50	6198.98	6194.61	6200.14	0.002314	10.06	4834.31	619.64	0.44
Reach-1	21554	2_year_Future	340.00	6178.81	6183.86	6182.57	6184.30	0.005236	5.55	80.66	30.64	0.48
Reach-1	21554	5_year_Future	750.00	6178.81	6186.29	6184.26	6186.88	0.004301	6.86	169.18	42.97	0.47
Reach-1	21554	10_year_Future	2100.00	6178.81	6191.38	6187.79	6191.77	0.001977	6.84	909.23	315.08	0.35
Reach-1	21554	25_year_Future	5600.00	6178.81	6193.54	6191.91	6194.22	0.003841	10.67	1795.14	444.05	0.51
Reach-1	21554	50_year_Future	9200.00	6178.81	6194.85	6193.66	6195.64	0.005612	13.83	2313.47	490.39	0.63
Reach-1	21554	100_year_Future	14000.00	6178.81	6195.72	6194.99	6197.07	0.006016	17.01	2864.76	536.47	0.75
Reach-1	21554	500_year_Future	24000.00	6178.81	6197.18	6197.05	6199.34	0.012916	22.89	3728.16	632.64	0.97
Reach-1	21526		Bridge									
Reach-1	21484	2_year_Future	340.00	6178.50	6182.25	6182.25	6183.40	0.021516	8.73	44.99	23.93	0.92
Reach-1	21484	5_year_Future	750.00	6178.50	6183.91	6183.91	6185.62	0.016726	11.11	90.28	30.13	0.93
Reach-1	21484	10_year_Future	2100.00	6178.50	6187.49	6187.49	6189.54	0.012692	13.55	301.14	91.73	0.84
Reach-1	21484	25_year_Future	5600.00	6178.50	6191.45	6191.45	6192.67	0.007594	13.69	1412.10	438.68	0.70
Reach-1	21484	50_year_Future	9200.00	6178.50	6192.52	6192.52	6194.04	0.010038	16.66	1894.53	465.17	0.81
Reach-1	21484	100_year_Future	14000.00	6178.50	6193.54	6193.54	6195.48	0.013183	20.07	2385.77	500.97	0.94
Reach-1	21484	500_year_Future	24000.00	6178.50	6195.47	6195.47	6197.78	0.015724	23.88	3431.37	586.58	1.05
Reach-1	21274	2_year_Future	340.00	6177.67	6179.50	6178.89	6179.76	0.007583	4.10	82.97	47.33	0.55
Reach-1	21274	5_year_Future	750.00	6177.67	6180.47	6179.73	6180.99	0.008907	5.77	130.02	49.41	0.63
Reach-1	21274	10_year_Future	2100.00	6177.67	6180.66	6181.84	6184.19	0.056209	15.08	139.32	51.71	1.59
Reach-1	21274	25_year_Future	5600.00	6177.67	6183.22	6185.14	6188.41	0.038865	19.08	423.50	198.75	1.46
Reach-1	21274	50_year_Future	9200.00	6177.67	6184.96	6186.67	6189.73	0.028795	19.85	946.37	399.75	1.32
Reach-1	21274	100_year_Future	14000.00	6177.67	6186.29	6187.53	6190.90	0.026123	21.22	1574.96	525.40	1.29
Reach-1	21274	500_year_Future	24000.00	6177.67	6188.06	6189.58	6192.88	0.025615	23.90	2555.17	596.01	1.32
Reach-1	20942	2_year_Future	340.00	6173.80	6174.77	6174.77	6175.25	0.030879	5.55	61.24	64.69	1.01
Reach-1	20942	5_year_Future	750.00	6173.80	6175.43	6175.43	6176.23	0.028508	7.18	104.52	66.52	1.01
Reach-1	20942	10_year_Future	2100.00	6173.80	6177.29	6177.29	6178.35	0.013852	8.52	314.23	211.32	0.82
Reach-1	20942	25_year_Future	5600.00	6173.80	6179.07	6179.27	6180.72	0.015060	11.79	787.54	319.84	0.92
Reach-1	20942	50_year_Future	9200.00	6173.80	6180.30	6180.57	6182.21	0.014781	13.48	1225.32	382.15	0.94
Reach-1	20942	100_year_Future	14000.00	6173.80	6181.45	6181.65	6183.69	0.015230	15.28	1676.13	402.93	0.98
Reach-1	20942	500_year_Future	24000.00	6173.80	6183.15	6183.40	6186.15	0.016969	18.49	2386.69	425.05	1.07
Reach-1	20414	2_year_Future	340.00	6163.80	6165.23	6164.74	6165.40	0.007531	3.31	102.79	82.18	0.52
Reach-1	20414	5_year_Future	750.00	6163.80	6166.01	6165.35	6166.30	0.007951	4.38	171.17	93.22	0.57
Reach-1	20414	10_year_Future	2100.00	6163.80	6167.38	6166.71	6168.08	0.010855	6.72	312.40	112.64	0.71
Reach-1	20414	25_year_Future	5600.00	6163.80	6169.82	6169.14	6170.78	0.007240	8.34	984.83	361.37	0.64
Reach-1	20414	50_year_Future	9200.00	6163.80	6171.68	6170.46	6172.63	0.005410	8.84	1678.53	378.23	0.59
Reach-1	20414	100_year_Future	14000.00	6163.80	6173.40	6171.66	6174.52	0.005106	9.93	2334.70	384.11	0.59
Reach-1	20414	500_year_Future	24000.00	6163.80	6175.81	6173.64	6177.44	0.005709	12.34	3266.32	389.90	0.65
Reach-1	20107	2_year_Future	340.00	6159.50	6160.46	6160.46	6160.93	0.038327	5.48	62.01	67.27	1.01
Reach-1	20107	5_year_Future	750.00	6159.50	6161.11	6161.11	6161.87	0.032774	7.02	106.85	70.83	1.01
Reach-1	20107	10_year_Future	2100.00	6159.50	6163.13		6164.17	0.014873	8.18	261.75	82.85	0.78
Reach-1	20107	25_year_Future	5600.00	6159.50	6166.87		6168.35	0.008330	9.99	695.44	210.51	0.66
Reach-1	20107	50_year_Future	9200.00	6159.50	6169.02		6170.85	0.007272	11.12	1319.01	368.08	0.64
Reach-1	20107	100_year_Future	14000.00	6159.50	6170.98		6172.68	0.006712	12.13	2179.75	511.56	0.64

HEC-RAS Plan: UF Future River: Upper Fountain C Reach: Reach-1 (Continued)

Reach	River Sta	Profile	Q Total	Min Ch El	W.S. Elev	Crit W.S.	E.G. Elev	E.G. Slope	Vel Chnl	Flow Area	Top Width	Froude # Chl
			(cfs)	(ft)	(ft)	(ft)	(ft)	(ft/ft)	(ft/s)	(sq ft)	(ft)	
Reach-1	20107	500_year_Future	24000.00	6159.50	6173.92		6175.64	0.005998	13.38	3904.23	631.66	0.62
Reach-1	19713	2_year_Future	340.00	6152.26	6158.86	6153.91	6158.89	0.000186	1.37	293.39	61.94	0.10
Reach-1	19713	5_year_Future	750.00	6152.26	6160.40	6154.89	6160.48	0.000424	2.39	396.63	81.32	0.15
Reach-1	19713	10_year_Future	2100.00	6152.26	6162.16		6162.55	0.001589	5.30	604.30	189.37	0.30
Reach-1	19713	25_year_Future	5600.00	6152.26	6162.77		6164.96	0.006484	12.76	730.26	219.15	0.70
Reach-1	19713	50_year_Future	9200.00	6152.26	6164.89	6164.89	6167.41	0.008836	14.77	1303.25	321.50	0.74
Reach-1	19713	100_year_Future	14000.00	6152.26	6166.90	6166.90	6169.55	0.008879	16.37	2046.30	418.48	0.76
Reach-1	19713	500_year_Future	24000.00	6152.26	6169.71	6169.71	6172.61	0.009314	18.89	3437.66	573.76	0.80
Reach-1	19558	2_year_Future	340.00	6152.20	6158.45	6156.10	6158.74	0.002921	4.68	105.35	146.32	0.35
Reach-1	19558	5_year_Future	750.00	6152.20	6158.25	6158.25	6159.84	0.016709	10.90	97.55	133.20	0.84
Reach-1	19558	10_year_Future	2100.00	6152.20	6162.08	6160.65	6162.17	0.001427	4.59	1518.73	512.36	0.27
Reach-1	19558	25_year_Future	5600.00	6152.20	6162.37	6161.73	6162.85	0.007747	10.92	1663.20	514.12	0.63
Reach-1	19558	50_year_Future	9200.00	6152.20	6163.70	6162.49	6164.18	0.007435	11.69	2392.31	523.24	0.63
Reach-1	19558	100_year_Future	14000.00	6152.20	6165.05	6163.27	6165.62	0.007921	13.07	3127.44	567.50	0.66
Reach-1	19558	500_year_Future	24000.00	6152.20	6167.21	6164.58	6167.96	0.009055	15.59	4451.70	683.29	0.73
Reach-1	19477		Bridge									
Reach-1	19425	2_year_Future	340.00	6150.74	6154.63	6154.63	6155.84	0.023954	9.16	45.46	21.58	0.92
Reach-1	19425	5_year_Future	750.00	6150.74	6156.44	6156.44	6158.11	0.019772	11.32	91.35	39.30	0.90
Reach-1	19425	10_year_Future	2100.00	6150.74	6159.25	6159.62	6160.38	0.011775	11.83	624.96	522.34	0.75
Reach-1	19425	25_year_Future	5600.00	6150.74	6160.85	6160.83	6161.75	0.012571	13.86	1449.62	548.98	0.80
Reach-1	19425	50_year_Future	9200.00	6150.74	6162.29	6161.53	6162.94	0.009877	13.52	2325.98	570.57	0.73
Reach-1	19425	100_year_Future	14000.00	6150.74	6163.77	6162.32	6164.40	0.009083	14.13	3200.02	607.47	0.71
Reach-1	19425	500_year_Future	24000.00	6150.74	6166.13	6163.88	6166.83	0.008497	15.37	4757.04	689.35	0.71
Reach-1	19276	2_year_Future	340.00	6148.73	6152.87	6151.27	6152.90	0.003500	3.93	89.38	34.71	0.40
Reach-1	19276	5_year_Future	750.00	6148.73	6154.54	6152.48	6154.95	0.003130	5.17	164.29	45.06	0.42
Reach-1	19276	10_year_Future	2100.00	6148.73	6157.24	6155.42	6158.00	0.003878	7.74	576.48	258.45	0.50
Reach-1	19276	25_year_Future	5600.00	6148.73	6160.28	6159.18	6160.78	0.002818	8.27	2223.97	647.83	0.45
Reach-1	19276	50_year_Future	9200.00	6148.73	6161.46	6160.25	6162.09	0.003604	10.04	2994.82	654.72	0.52
Reach-1	19276	100_year_Future	14000.00	6148.73	6162.65	6161.28	6163.44	0.004433	11.88	3780.78	661.00	0.56
Reach-1	19276	500_year_Future	24000.00	6148.73	6162.94	6162.81	6164.98	0.011350	19.29	3971.06	662.26	0.94
Reach-1	19259		Bridge									
Reach-1	19245	2_year_Future	340.00	6149.11	6151.97	6151.64	6152.56	0.014697	6.20	55.14	28.65	0.76
Reach-1	19245	5_year_Future	750.00	6149.11	6153.50	6152.88	6154.36	0.010463	7.49	105.70	37.21	0.72
Reach-1	19245	10_year_Future	2100.00	6149.11	6155.71	6155.71	6157.98	0.014564	12.33	212.23	78.00	0.92
Reach-1	19245	25_year_Future	5600.00	6149.11	6159.01	6159.01	6160.09	0.006631	11.33	1618.44	625.56	0.67
Reach-1	19245	50_year_Future	9200.00	6149.11	6160.02	6160.02	6161.30	0.008229	13.56	2265.30	657.20	0.76
Reach-1	19245	100_year_Future	14000.00	6149.11	6160.94	6160.94	6162.51	0.010238	16.05	2875.18	684.45	0.86
Reach-1	19245	500_year_Future	24000.00	6149.11	6163.55	6162.40	6164.82	0.007780	16.16	4629.34	676.49	0.78
Reach-1	19123	2_year_Future	340.00	6147.47	6150.74	6150.12	6151.24	0.007782	5.98	82.21	50.99	0.61
Reach-1	19123	5_year_Future	750.00	6147.47	6153.06	6151.42	6153.44	0.003476	5.85	305.04	175.34	0.45
Reach-1	19123	10_year_Future	2100.00	6147.47	6154.22	6154.00	6155.33	0.009472	11.02	518.43	240.46	0.76
Reach-1	19123	25_year_Future	5600.00	6147.47	6156.91	6156.67	6157.88	0.007953	12.73	1521.13	493.49	0.74
Reach-1	19123	50_year_Future	9200.00	6147.47	6157.97	6157.71	6159.20	0.010133	15.46	2059.15	522.49	0.85
Reach-1	19123	100_year_Future	14000.00	6147.47	6159.88	6158.92	6160.87	0.007836	15.24	3218.62	632.72	0.77
Reach-1	19123	500_year_Future	24000.00	6147.47	6162.98	6160.53	6163.78	0.005704	15.13	5229.31	661.60	0.68
Reach-1	19116		Bridge									
Reach-1	19108	2_year_Future	340.00	6147.37	6150.29	6150.02	6151.00	0.012615	7.01	66.11	44.20	0.76
Reach-1	19108	5_year_Future	750.00	6147.37	6151.37	6151.37	6152.67	0.016235	9.98	124.96	65.88	0.91
Reach-1	19108	10_year_Future	2100.00	6147.37	6154.11	6154.11	6155.20	0.009295	10.91	519.06	231.52	0.76
Reach-1	19108	25_year_Future	5600.00	6147.37	6156.65	6156.65	6157.80	0.009270	13.59	1428.22	502.31	0.80
Reach-1	19108	50_year_Future	9200.00	6147.37	6157.77	6157.67	6159.10	0.011006	16.00	2001.75	528.98	0.89
Reach-1	19108	100_year_Future	14000.00	6147.37	6159.73	6158.84	6160.74	0.008060	15.42	3170.25	620.65	0.78
Reach-1	19108	500_year_Future	24000.00	6147.37	6162.74	6160.43	6163.59	0.006109	15.56	5100.01	656.88	0.71
Reach-1	18900	2_year_Future	340.00	6145.50	6146.46	6146.46	6146.95	0.031496	5.60	60.71	64.04	1.01
Reach-1	18900	5_year_Future	750.00	6145.50	6147.88	6147.13	6148.25	0.007463	4.89	153.60	67.52	0.57
Reach-1	18900	10_year_Future	2100.00	6145.50	6151.21	6148.71	6151.68	0.002933	5.55	398.46	84.17	0.41
Reach-1	18900	25_year_Future	5600.00	6145.50	6155.90	6151.64	6156.38	0.001682	6.30	1840.21	485.49	0.35
Reach-1	18900	50_year_Future	9200.00	6145.50	6157.05		6157.84	0.002842	8.46	2418.97	523.51	0.44
Reach-1	18900	100_year_Future	14000.00	6145.50	6158.81		6159.76	0.002950	9.84	3395.19	583.34	0.48
Reach-1	18900	500_year_Future	24000.00	6145.50	6161.03		6162.42	0.003932	12.60	4752.35	637.38	0.56
Reach-1	18778	2_year_Future	340.00	6143.50	6146.01	6144.47	6146.08	0.001301	2.08	163.50	68.32	0.24
Reach-1	18778	5_year_Future	750.00	6143.50	6147.80		6147.91	0.001008	2.59	290.32	73.46	0.23
Reach-1	18778	10_year_Future	2100.00	6143.50	6151.18		6151.41	0.001027	3.91	631.87	219.83	0.25
Reach-1	18778	25_year_Future	5600.00	6143.50	6155.93		6156.18	0.000762	4.68	2582.96	528.20	0.24
Reach-1	18778	50_year_Future	9200.00	6143.50	6157.07		6157.52	0.001303	6.49	3212.86	565.83	0.31
Reach-1	18778	100_year_Future	14000.00	6143.50	6158.80		6159.39	0.001609	7.82	4225.58	598.85	0.36
Reach-1	18778	500_year_Future	24000.00	6143.50	6160.93		6161.93	0.002497	10.64	5609.53	679.38	0.45

HEC-RAS Plan: UF Future River: Upper Fountain C Reach: Reach-1 (Continued)

Reach	River Sta	Profile	Q Total	Min Ch El	W.S. Elev	Crit W.S.	E.G. Elev	E.G. Slope	Vel Chnl	Flow Area	Top Width	Froude # Chl
			(cfs)	(ft)	(ft)	(ft)	(ft)	(ft/ft)	(ft/s)	(sq ft)	(ft)	
Reach-1	18663	2_year_Future	340.00	6141.59	6145.59	6144.10	6145.81	0.003144	3.76	93.14	35.97	0.38
Reach-1	18663	5_year_Future	750.00	6141.59	6147.21	6145.30	6147.82	0.003428	5.23	177.08	73.60	0.43
Reach-1	18663	10_year_Future	2100.00	6141.59	6150.55	6148.35	6151.12	0.002838	6.83	514.75	282.89	0.43
Reach-1	18663	25_year_Future	5600.00	6141.59	6155.73	6151.51	6156.05	0.001305	8.46	2315.04	501.76	0.31
Reach-1	18663	50_year_Future	9200.00	6141.59	6156.86	6153.06	6157.32	0.001992	8.44	3341.06	543.42	0.39
Reach-1	18663	100_year_Future	14000.00	6141.59	6158.54	6155.01	6159.16	0.002507	10.19	4291.93	608.37	0.45
Reach-1	18663	500_year_Future	24000.00	6141.59	6160.42	6157.29	6161.53	0.004192	14.20	5600.64	788.08	0.59
Reach-1	18621		Bridge									
Reach-1	18578	2_year_Future	340.00	6141.24	6144.26	6143.76	6144.74	0.010841	5.55	62.27	32.85	0.67
Reach-1	18578	5_year_Future	750.00	6141.24	6145.26	6144.94	6146.28	0.014696	8.17	98.71	42.60	0.83
Reach-1	18578	10_year_Future	2100.00	6141.24	6146.79	6147.57	6149.56	0.025054	14.00	212.06	122.97	1.15
Reach-1	18578	25_year_Future	5600.00	6141.24	6150.27	6150.27	6152.08	0.011415	13.78	943.74	272.35	0.86
Reach-1	18578	50_year_Future	9200.00	6141.24	6151.81	6151.81	6154.06	0.012837	16.42	1436.90	313.09	0.93
Reach-1	18578	100_year_Future	14000.00	6141.24	6154.03	6154.03	6156.38	0.011482	17.84	2282.72	448.64	0.91
Reach-1	18578	500_year_Future	24000.00	6141.24	6156.40	6156.40	6159.10	0.012192	20.77	3449.17	525.54	0.97
Reach-1	18354	2_year_Future	340.00	6139.50	6140.44	6140.44	6140.86	0.031426	5.23	65.00	76.74	1.00
Reach-1	18354	5_year_Future	750.00	6139.50	6141.04	6141.04	6141.71	0.027454	6.58	114.05	86.21	1.01
Reach-1	18354	10_year_Future	2100.00	6139.50	6142.37	6142.37	6143.53	0.021807	6.67	247.82	119.56	0.99
Reach-1	18354	25_year_Future	5600.00	6139.50	6143.49	6144.58	6147.13	0.041592	15.47	397.41	148.36	1.46
Reach-1	18354	50_year_Future	9200.00	6139.50	6145.06	6146.17	6149.26	0.030253	16.91	656.64	176.76	1.32
Reach-1	18354	100_year_Future	14000.00	6139.50	6146.61	6147.97	6151.77	0.026896	19.04	947.96	198.76	1.30
Reach-1	18354	500_year_Future	24000.00	6139.50	6150.47	6151.05	6155.42	0.014889	19.24	1837.12	268.63	1.05
Reach-1	17999	2_year_Future	340.00	6133.50	6135.14	6134.47	6135.30	0.005220	3.19	106.67	68.26	0.45
Reach-1	17999	5_year_Future	750.00	6133.50	6136.13	6135.13	6136.42	0.005059	4.25	176.34	71.32	0.48
Reach-1	17999	10_year_Future	2100.00	6133.50	6138.27	6136.66	6138.89	0.004996	6.36	334.39	78.31	0.52
Reach-1	17999	25_year_Future	5600.00	6133.50	6141.58	6139.42	6142.81	0.005056	9.20	804.86	201.37	0.58
Reach-1	17999	50_year_Future	9200.00	6133.50	6144.11	6142.02	6145.52	0.004423	10.35	1376.59	286.42	0.57
Reach-1	17999	100_year_Future	14000.00	6133.50	6145.48	6144.29	6147.61	0.005972	13.06	1774.99	295.76	0.67
Reach-1	17999	500_year_Future	24000.00	6133.50	6148.17	6147.05	6151.25	0.007182	16.43	2600.06	319.41	0.76
Reach-1	17499	2_year_Future	340.00	6129.50	6130.67	6130.47	6131.00	0.016581	4.61	73.73	84.04	0.76
Reach-1	17499	5_year_Future	750.00	6129.50	6131.30	6131.13	6131.97	0.019187	6.56	114.38	85.27	0.87
Reach-1	17499	10_year_Future	2100.00	6129.50	6132.73	6132.73	6134.31	0.020573	10.09	211.39	70.46	1.00
Reach-1	17499	25_year_Future	5600.00	6129.50	6135.72	6135.72	6138.55	0.015521	13.63	448.58	97.05	0.97
Reach-1	17499	50_year_Future	9200.00	6129.50	6137.99	6137.99	6141.69	0.013799	15.84	711.16	137.76	0.96
Reach-1	17499	100_year_Future	14000.00	6129.50	6141.38	6141.38	6144.17	0.007688	14.80	1726.64	410.70	0.76
Reach-1	17499	500_year_Future	24000.00	6129.50	6144.19	6144.19	6147.46	0.007933	17.32	2974.69	483.38	0.80
Reach-1	17037	2_year_Future	340.00	6119.30	6120.26	6120.26	6120.74	0.031192	5.56	61.15	65.14	1.01
Reach-1	17037	5_year_Future	750.00	6119.30	6120.93	6120.93	6121.72	0.025890	7.11	105.55	67.33	1.00
Reach-1	17037	10_year_Future	2100.00	6119.30	6122.34	6122.47	6124.04	0.024024	10.48	201.91	69.87	1.07
Reach-1	17037	25_year_Future	5600.00	6119.30	6124.33	6125.33	6128.62	0.030574	16.65	344.92	73.41	1.32
Reach-1	17037	50_year_Future	9200.00	6119.30	6126.07	6127.65	6132.35	0.030192	20.20	474.84	76.49	1.38
Reach-1	17037	100_year_Future	14000.00	6119.30	6127.70	6132.18	6137.01	0.033581	24.64	801.87	79.39	1.50
Reach-1	17037	500_year_Future	24000.00	6119.30	6131.71	6135.02	6141.12	0.022050	25.95	1713.49	545.54	1.30
Reach-1	16525	2_year_Future	340.00	6109.50	6110.99	6110.47	6111.19	0.007245	3.55	95.76	68.43	0.52
Reach-1	16525	5_year_Future	750.00	6109.50	6111.81	6111.13	6112.20	0.007938	4.97	151.12	67.93	0.59
Reach-1	16525	10_year_Future	2100.00	6109.50	6113.05	6112.68	6114.29	0.014396	8.96	235.68	69.30	0.85
Reach-1	16525	25_year_Future	5600.00	6109.50	6116.11	6115.66	6118.54	0.012215	12.58	475.29	105.17	0.87
Reach-1	16525	50_year_Future	9200.00	6109.50	6117.93	6118.63	6121.58	0.013618	15.66	738.20	233.66	0.95
Reach-1	16525	100_year_Future	14000.00	6109.50	6119.45	6120.98	6124.36	0.015680	18.78	1252.75	420.78	1.05
Reach-1	16525	500_year_Future	24000.00	6109.50	6120.88	6123.31	6128.98	0.023884	25.36	1873.86	443.80	1.33
Reach-1	16052	2_year_Future	340.00	6103.50	6104.47	6104.47	6104.95	0.030843	5.56	61.12	64.31	1.01
Reach-1	16052	5_year_Future	750.00	6103.50	6105.14	6105.14	6105.93	0.025983	7.16	104.77	65.92	1.00
Reach-1	16052	10_year_Future	2100.00	6103.50	6107.40		6108.43	0.010565	8.15	261.66	73.44	0.74
Reach-1	16052	25_year_Future	5600.00	6103.50	6109.93	6109.58	6112.48	0.013423	12.90	459.85	83.19	0.90
Reach-1	16052	50_year_Future	9200.00	6103.50	6111.98	6111.83	6115.76	0.013914	15.82	637.89	91.06	0.96
Reach-1	16052	100_year_Future	14000.00	6103.50	6115.00	6115.34	6118.33	0.009132	15.74	1565.65	402.34	0.82
Reach-1	16052	500_year_Future	24000.00	6103.50	6118.10	6118.45	6121.48	0.008064	17.38	3200.21	595.71	0.80
Reach-1	15688	2_year_Future	340.00	6099.39	6101.18	6100.36	6101.31	0.003935	2.93	116.24	68.05	0.39
Reach-1	15688	5_year_Future	750.00	6099.39	6102.88	6101.02	6103.04	0.001978	3.17	237.08	74.25	0.31
Reach-1	15688	10_year_Future	2100.00	6099.39	6107.18		6107.40	0.000910	3.76	600.38	94.74	0.24
Reach-1	15688	25_year_Future	5600.00	6099.39	6108.92		6109.91	0.003197	6.10	786.59	148.84	0.47
Reach-1	15688	50_year_Future	9200.00	6099.39	6110.55	6107.60	6112.39	0.004840	11.10	1191.90	473.45	0.59
Reach-1	15688	100_year_Future	14000.00	6099.39	6110.73	6112.27	6114.72	0.010409	16.45	1278.57	488.68	0.87
Reach-1	15688	500_year_Future	24000.00	6099.39	6112.96	6114.44	6117.80	0.011742	19.74	2700.20	722.76	0.95
Reach-1	15590	2_year_Future	340.00	6096.95	6100.88	6099.19	6101.02	0.002222	3.02	112.51	39.36	0.31
Reach-1	15590	5_year_Future	750.00	6096.95	6102.51	6100.21	6102.78	0.002661	4.16	180.42	44.07	0.36
Reach-1	15590	10_year_Future	2100.00	6096.95	6106.89	6102.57	6107.24	0.001690	4.88	632.06	324.57	0.32
Reach-1	15590	25_year_Future	5600.00	6096.95	6108.26	6107.38	6109.46	0.005257	9.61	1129.67	473.54	0.57

HEC-RAS Plan: UF Future River: Upper Fountain C Reach: Reach-1 (Continued)

Reach	River Sta	Profile	Q Total	Min Ch El	W.S. Elev	Crit W.S.	E.G. Elev	E.G. Slope	Vel Chnl	Flow Area	Top Width	Froude # Chl
			(cfs)	(ft)	(ft)	(ft)	(ft)	(ft/ft)	(ft/s)	(sq ft)	(ft)	
Reach-1	15590	50_year_Future	9200.00	6096.95	6110.61	6109.22	6111.51	0.003677	9.43	2482.08	690.98	0.50
Reach-1	15590	100_year_Future	14000.00	6096.95	6111.81	6110.78	6112.94	0.004576	11.27	3366.75	781.70	0.57
Reach-1	15590	500_year_Future	24000.00	6096.95	6113.71	6112.71	6115.12	0.005581	13.70	4899.67	824.13	0.64
Reach-1	15524		Bridge									
Reach-1	15474	2_year_Future	340.00	6096.11	6098.34	6098.34	6099.07	0.027504	6.84	49.70	34.43	1.00
Reach-1	15474	5_year_Future	750.00	6096.11	6099.36	6099.36	6100.53	0.024290	8.70	86.16	37.37	1.01
Reach-1	15474	10_year_Future	2100.00	6096.11	6103.32	6101.74	6104.35	0.007498	8.18	256.82	48.83	0.63
Reach-1	15474	25_year_Future	5600.00	6096.11	6106.44	6106.44	6108.50	0.009662	12.02	713.35	411.79	0.78
Reach-1	15474	50_year_Future	9200.00	6096.11	6109.32	6108.38	6110.19	0.003950	9.50	2535.23	658.11	0.51
Reach-1	15474	100_year_Future	14000.00	6096.11	6110.78	6109.53	6111.76	0.004312	10.82	3540.86	723.85	0.55
Reach-1	15474	500_year_Future	24000.00	6096.11	6113.54	6111.26	6114.50	0.003908	11.82	5699.55	820.48	0.54
Reach-1	15383	2_year_Future	340.00	6093.95	6097.53	6096.02	6097.72	0.002529	3.57	111.07	43.18	0.35
Reach-1	15383	5_year_Future	750.00	6093.95	6099.04	6097.11	6099.43	0.003136	5.16	187.85	58.89	0.42
Reach-1	15383	10_year_Future	2100.00	6093.95	6103.19	6099.80	6103.78	0.002299	6.75	458.10	129.53	0.40
Reach-1	15383	25_year_Future	5600.00	6093.95	6105.45	6105.06	6107.25	0.006263	12.97	1124.85	384.33	0.69
Reach-1	15383	50_year_Future	9200.00	6093.95	6109.06	6107.34	6109.85	0.002683	10.25	2999.44	608.99	0.47
Reach-1	15383	100_year_Future	14000.00	6093.95	6110.31	6108.95	6111.38	0.003643	12.61	3772.09	647.36	0.56
Reach-1	15383	500_year_Future	24000.00	6093.95	6112.38	6110.50	6113.92	0.005120	16.22	5288.75	811.94	0.67
Reach-1	15359		Bridge									
Reach-1	15330	2_year_Future	340.00	6094.33	6096.39	6096.39	6097.17	0.024263	7.14	50.84	35.33	0.98
Reach-1	15330	5_year_Future	750.00	6094.33	6097.51	6097.51	6098.75	0.019753	9.12	93.99	41.19	0.97
Reach-1	15330	10_year_Future	2100.00	6094.33	6100.18	6100.18	6102.25	0.014240	12.15	232.51	65.84	0.92
Reach-1	15330	25_year_Future	5600.00	6094.33	6104.51	6104.51	6106.34	0.007762	13.27	1086.28	325.74	0.75
Reach-1	15330	50_year_Future	9200.00	6094.33	6106.82	6106.82	6108.66	0.007035	14.56	2096.62	603.58	0.74
Reach-1	15330	100_year_Future	14000.00	6094.33	6108.29	6108.29	6110.10	0.007199	15.90	3046.16	672.42	0.76
Reach-1	15330	500_year_Future	24000.00	6094.33	6109.99	6109.99	6112.30	0.009409	19.67	4234.30	723.86	0.89
Reach-1	15118	2_year_Future	1100.00	6091.50	6094.52	6093.34	6094.71	0.004092	3.49	314.85	146.51	0.42
Reach-1	15118	5_year_Future	2000.00	6091.50	6095.70	6094.09	6095.94	0.003303	3.98	506.88	180.91	0.40
Reach-1	15118	10_year_Future	3500.00	6091.50	6097.33	6095.03	6097.64	0.002366	4.48	844.42	231.04	0.36
Reach-1	15118	25_year_Future	7800.00	6091.50	6100.48	6096.81	6100.95	0.001921	5.68	1720.63	318.06	0.36
Reach-1	15118	50_year_Future	12000.00	6091.50	6102.09	6098.20	6102.78	0.002293	7.02	2243.14	334.01	0.40
Reach-1	15118	100_year_Future	17000.00	6091.50	6103.99	6099.57	6104.92	0.002429	8.17	2994.16	460.81	0.43
Reach-1	15118	500_year_Future	30000.00	6091.50	6106.97	6102.16	6108.44	0.003011	10.62	4433.31	516.02	0.49
Reach-1	14846	2_year_Future	1100.00	6089.50	6091.87	6091.61	6092.67	0.016428	7.18	153.18	87.52	0.84
Reach-1	14846	5_year_Future	2000.00	6089.50	6092.85	6092.60	6094.13	0.016453	9.06	220.92	69.40	0.89
Reach-1	14846	10_year_Future	3500.00	6089.50	6094.18	6093.96	6096.13	0.016004	11.24	314.03	71.54	0.93
Reach-1	14846	25_year_Future	7800.00	6089.50	6097.49		6099.76	0.010062	12.84	1045.48	385.57	0.81
Reach-1	14846	50_year_Future	12000.00	6089.50	6100.26		6101.78	0.005532	11.64	2145.73	410.34	0.63
Reach-1	14846	100_year_Future	17000.00	6089.50	6102.40		6103.95	0.004878	12.35	3107.80	528.42	0.61
Reach-1	14846	500_year_Future	30000.00	6089.50	6105.20		6107.27	0.005738	15.29	4813.23	548.48	0.68
Reach-1	14417	2_year_Future	1100.00	6083.50	6088.16	6085.61	6088.81	0.011366	6.45	170.66	66.24	0.71
Reach-1	14417	5_year_Future	2000.00	6083.50	6067.30		6088.33	0.011079	8.12	246.64	66.83	0.74
Reach-1	14417	10_year_Future	3500.00	6083.50	6088.80		6090.39	0.010968	10.12	347.21	67.52	0.78
Reach-1	14417	25_year_Future	7800.00	6083.50	6091.60	6091.12	6094.97	0.011950	14.30	551.76	68.92	0.88
Reach-1	14417	50_year_Future	12000.00	6083.50	6094.54	6094.54	6098.40	0.010182	16.00	911.81	185.75	0.85
Reach-1	14417	100_year_Future	17000.00	6083.50	6097.36	6097.36	6101.10	0.007947	16.46	1554.97	329.99	0.78
Reach-1	14417	500_year_Future	30000.00	6083.50	6101.54	6101.54	6104.85	0.005965	17.05	3885.36	673.42	0.71
Reach-1	13999	2_year_Future	1100.00	6079.50	6082.43	6081.58	6082.91	0.007604	5.58	197.57	74.57	0.59
Reach-1	13999	5_year_Future	2000.00	6079.50	6083.53	6082.57	6084.34	0.008097	7.21	284.59	82.94	0.65
Reach-1	13999	10_year_Future	3500.00	6079.50	6084.89	6083.90	6086.20	0.008855	9.23	403.75	91.93	0.71
Reach-1	13999	25_year_Future	7800.00	6079.50	6087.46	6087.46	6090.07	0.010753	13.28	745.41	215.15	0.84
Reach-1	13999	50_year_Future	12000.00	6079.50	6088.19	6089.77	6092.83	0.017621	18.04	921.35	270.15	1.09
Reach-1	13999	100_year_Future	17000.00	6079.50	6089.12	6091.44	6095.60	0.022509	21.85	1206.27	344.56	1.25
Reach-1	13999	500_year_Future	30000.00	6079.50	6091.38	6094.00	6099.63	0.024997	26.56	2204.52	532.07	1.37
Reach-1	13499	2_year_Future	1100.00	6073.50	6075.59	6075.59	6076.59	0.024425	8.04	136.81	69.12	1.01
Reach-1	13499	5_year_Future	2000.00	6073.50	6076.58	6076.58	6078.03	0.021803	9.66	207.14	72.50	1.01
Reach-1	13499	10_year_Future	3500.00	6073.50	6077.95	6077.95	6079.93	0.018575	11.32	314.53	95.83	0.98
Reach-1	13499	25_year_Future	7800.00	6073.50	6081.12	6080.97	6083.68	0.011896	13.27	747.90	203.36	0.87
Reach-1	13499	50_year_Future	12000.00	6073.50	6083.09	6083.23	6085.93	0.010511	14.63	1291.31	305.19	0.85
Reach-1	13499	100_year_Future	17000.00	6073.50	6084.87	6084.87	6087.94	0.009769	15.86	1858.20	342.01	0.84
Reach-1	13499	500_year_Future	30000.00	6073.50	6088.16	6087.95	6091.80	0.009365	18.48	3144.36	434.39	0.86
Reach-1	13000	2_year_Future	1100.00	6065.50	6068.84	6067.62	6069.28	0.005665	5.23	210.50	64.22	0.51
Reach-1	13000	5_year_Future	2000.00	6065.50	6071.34	6068.66	6071.79	0.003060	5.36	373.36	65.89	0.40
Reach-1	13000	10_year_Future	3500.00	6065.50	6074.46	6070.08	6075.02	0.002384	6.01	582.40	67.97	0.36
Reach-1	13000	25_year_Future	7800.00	6065.50	6080.85		6081.48	0.001478	6.78	1705.28	341.89	0.31
Reach-1	13000	50_year_Future	12000.00	6065.50	6081.91	6075.78	6083.00	0.002460	9.13	2092.02	387.45	0.40
Reach-1	13000	100_year_Future	17000.00	6065.50	6083.65	6080.50	6084.97	0.002854	10.54	2815.19	432.76	0.44
Reach-1	13000	500_year_Future	30000.00	6065.50	6085.81		6088.16	0.004788	14.74	3775.38	457.50	0.58

HEC-RAS Plan: UF Future River: Upper Fountain C Reach: Reach-1 (Continued)

Reach	River Sta	Profile	Q Total	Min Ch El	W.S. Elev	Crit W.S.	E.G. Elev	E.G. Slope	Vel Chnl	Flow Area	Top Width	Froude # Chl
			(cfs)	(ft)	(ft)	(ft)	(ft)	(ft/ft)	(ft/s)	(sq ft)	(ft)	
Reach-1	12545	2_year_Future	1100.00	6059.66	6068.81		6068.85	0.000236	1.65	667.32	102.88	0.11
Reach-1	12545	5_year_Future	2000.00	6059.66	6071.29		6071.36	0.000293	2.14	936.43	113.41	0.13
Reach-1	12545	10_year_Future	3500.00	6059.66	6074.48		6074.59	0.000307	2.66	1394.61	243.95	0.14
Reach-1	12545	25_year_Future	7800.00	6059.66	6081.01		6081.12	0.000213	3.02	4695.13	622.98	0.13
Reach-1	12545	50_year_Future	12000.00	6059.66	6082.17		6082.38	0.000380	4.20	5441.21	686.86	0.17
Reach-1	12545	100_year_Future	17000.00	6059.66	6083.90		6084.21	0.000514	5.18	6692.91	809.49	0.20
Reach-1	12545	500_year_Future	30000.00	6059.66	6086.20		6086.81	0.000951	7.56	8857.53	990.04	0.28
Reach-1	12433	2_year_Future	1100.00	6060.00	6068.59	6063.95	6068.76	0.000605	3.65	441.82	82.00	0.23
Reach-1	12433	5_year_Future	2000.00	6060.00	6070.95	6065.44	6071.24	0.000975	4.78	642.49	101.50	0.26
Reach-1	12433	10_year_Future	3500.00	6060.00	6073.96	6067.38	6074.42	0.001143	6.15	923.30	248.55	0.30
Reach-1	12433	25_year_Future	7800.00	6060.00	6080.68	6071.26	6081.02	0.000691	6.29	3267.27	688.35	0.25
Reach-1	12433	50_year_Future	12000.00	6060.00	6081.49	6074.02	6082.17	0.001356	9.04	3564.35	718.02	0.35
Reach-1	12433	100_year_Future	17000.00	6060.00	6083.56	6077.25	6084.06	0.001165	8.93	7157.16	1011.35	0.33
Reach-1	12433	500_year_Future	30000.00	6060.00	6085.88	6082.58	6086.63	0.001785	11.79	9612.95	1119.10	0.41
Reach-1	12391		Bridge									
Reach-1	12345	2_year_Future	1100.00	6062.09	6066.11	6066.11	6067.66	0.019580	10.08	116.83	40.95	0.98
Reach-1	12345	5_year_Future	2000.00	6062.09	6067.72	6067.72	6069.91	0.016617	12.09	188.50	48.32	0.96
Reach-1	12345	10_year_Future	3500.00	6062.09	6069.82	6069.82	6072.83	0.014611	14.38	299.42	56.68	0.96
Reach-1	12345	25_year_Future	7800.00	6062.09	6076.38	6076.38	6078.43	0.005134	13.25	1462.26	456.54	0.83
Reach-1	12345	50_year_Future	12000.00	6062.09	6077.51	6077.51	6080.41	0.007290	16.65	1930.60	499.34	0.77
Reach-1	12345	100_year_Future	17000.00	6062.09	6080.04	6080.04	6082.03	0.005165	15.58	3855.17	839.50	0.66
Reach-1	12345	500_year_Future	30000.00	6062.09	6081.76	6081.76	6084.50	0.007617	20.16	5357.32	893.21	0.82
Reach-1	12173	2_year_Future	1100.00	6057.51	6062.78	6061.22	6063.51	0.006448	6.86	162.88	39.52	0.56
Reach-1	12173	5_year_Future	2000.00	6057.51	6064.55	6062.86	6065.77	0.007142	8.94	240.65	48.53	0.62
Reach-1	12173	10_year_Future	3500.00	6057.51	6066.72	6065.06	6068.67	0.007899	11.41	358.05	59.60	0.69
Reach-1	12173	25_year_Future	7800.00	6057.51	6067.77	6070.98	6075.14	0.026000	22.35	423.37	64.95	1.27
Reach-1	12173	50_year_Future	12000.00	6057.51	6072.19	6073.91	6077.89	0.013725	20.67	1139.53	306.33	0.98
Reach-1	12173	100_year_Future	17000.00	6057.51	6074.16	6076.89	6079.64	0.012921	22.10	1850.67	425.13	0.97
Reach-1	12173	500_year_Future	30000.00	6057.51	6077.83	6079.11	6082.40	0.010932	23.32	4097.88	719.41	0.93
Reach-1	11773	2_year_Future	1100.00	6053.74	6057.60	6057.60	6059.22	0.020088	10.23	111.51	39.27	0.98
Reach-1	11773	5_year_Future	2000.00	6053.74	6059.25	6059.25	6061.49	0.016751	12.19	184.02	48.94	0.96
Reach-1	11773	10_year_Future	3500.00	6053.74	6061.38	6061.38	6064.38	0.014498	14.37	301.66	61.82	0.95
Reach-1	11773	25_year_Future	7800.00	6053.74	6066.62	6066.62	6069.99	0.008823	16.19	832.83	175.59	0.81
Reach-1	11773	50_year_Future	12000.00	6053.74	6068.55	6069.97	6072.73	0.010178	19.15	1591.26	703.67	0.89
Reach-1	11773	100_year_Future	17000.00	6053.74	6069.48	6071.15	6074.39	0.012524	22.16	2277.95	762.80	1.00
Reach-1	11773	500_year_Future	30000.00	6053.74	6071.24	6073.06	6077.01	0.016209	27.11	3689.46	824.44	1.16
Reach-1	11484	2_year_Future	1100.00	6049.50	6052.07	6051.61	6052.75	0.012458	6.60	166.63	67.46	0.74
Reach-1	11484	5_year_Future	2000.00	6049.50	6052.09	6052.62	6054.30	0.040591	11.95	167.38	67.48	1.34
Reach-1	11484	10_year_Future	3500.00	6049.50	6052.78	6053.96	6056.90	0.056111	16.29	214.92	68.94	1.63
Reach-1	11484	25_year_Future	7800.00	6049.50	6054.25	6057.00	6063.69	0.076957	24.65	317.35	70.48	2.03
Reach-1	11484	50_year_Future	12000.00	6049.50	6056.46	6059.47	6066.59	0.048987	25.56	475.46	72.77	1.73
Reach-1	11484	100_year_Future	17000.00	6049.50	6059.74	6064.42	6068.90	0.026292	24.35	719.46	76.17	1.35
Reach-1	11484	500_year_Future	30000.00	6049.50	6064.94	6067.49	6072.41	0.014531	23.90	2559.62	736.58	1.08
Reach-1	11003	2_year_Future	1100.00	6041.50	6043.60	6043.60	6044.60	0.024118	8.05	136.72	68.30	1.00
Reach-1	11003	5_year_Future	2000.00	6041.50	6044.80	6044.80	6046.06	0.021580	9.69	206.48	71.30	1.00
Reach-1	11003	10_year_Future	3500.00	6041.50	6045.92	6045.92	6048.00	0.019202	11.59	302.94	74.70	1.00
Reach-1	11003	25_year_Future	7800.00	6041.50	6048.86	6048.86	6052.35	0.015783	15.02	531.77	80.87	0.99
Reach-1	11003	50_year_Future	12000.00	6041.50	6051.20	6051.20	6055.78	0.014255	17.26	726.12	85.41	0.99
Reach-1	11003	100_year_Future	17000.00	6041.50	6053.53	6054.67	6059.12	0.013228	19.26	1020.77	166.99	0.99
Reach-1	11003	500_year_Future	30000.00	6041.50	6056.71	6059.83	6065.08	0.015820	24.55	2001.81	390.58	1.12
Reach-1	10599	2_year_Future	1100.00	6035.50	6038.95	6037.60	6039.31	0.004650	4.77	230.46	71.50	0.47
Reach-1	10599	5_year_Future	2000.00	6035.50	6040.44	6038.60	6040.98	0.004592	5.89	339.75	75.43	0.49
Reach-1	10599	10_year_Future	3500.00	6035.50	6042.26	6039.96	6043.09	0.004547	7.34	479.70	78.46	0.51
Reach-1	10599	25_year_Future	7800.00	6035.50	6045.46	6042.87	6047.27	0.005729	10.82	739.59	83.79	0.62
Reach-1	10599	50_year_Future	12000.00	6035.50	6047.23	6045.18	6050.26	0.007652	14.01	894.11	91.47	0.73
Reach-1	10599	100_year_Future	17000.00	6035.50	6047.94	6047.43	6053.29	0.012493	18.64	960.16	94.73	0.95
Reach-1	10599	500_year_Future	30000.00	6035.50	6051.18	6053.62	6058.82	0.014345	23.42	2162.56	487.99	1.06
Reach-1	10165	2_year_Future	1100.00	6033.50	6037.38		6037.66	0.003063	4.25	258.88	70.16	0.39
Reach-1	10165	5_year_Future	2000.00	6033.50	6038.63		6039.14	0.003857	5.78	346.37	70.60	0.46
Reach-1	10165	10_year_Future	3500.00	6033.50	6040.25		6041.13	0.004486	7.54	516.84	191.97	0.52
Reach-1	10165	25_year_Future	7800.00	6033.50	6044.00		6045.11	0.003621	9.15	1338.75	312.57	0.50
Reach-1	10165	50_year_Future	12000.00	6033.50	6046.04		6047.46	0.003940	10.76	2056.73	547.14	0.54
Reach-1	10165	100_year_Future	17000.00	6033.50	6048.30		6049.58	0.003273	10.98	3349.37	618.20	0.51
Reach-1	10165	500_year_Future	30000.00	6033.50	6052.18	6049.05	6053.30	0.002691	11.64	6622.81	951.33	0.48
Reach-1	9717	2_year_Future	1100.00	6031.50	6033.60	6033.60	6034.61	0.024167	8.05	136.58	68.07	1.00
Reach-1	9717	5_year_Future	2000.00	6031.50	6035.08		6036.15	0.013363	8.32	240.49	72.35	0.80
Reach-1	9717	10_year_Future	3500.00	6031.50	6036.93		6038.27	0.009471	9.28	380.04	78.98	0.73
Reach-1	9717	25_year_Future	7800.00	6031.50	6041.78		6043.26	0.004545	10.04	1105.83	366.46	0.56

HEC-RAS Plan: UF Future River: Upper Fountain C Reach: Reach-1 (Continued)

Reach	River Sta	Profile	Q Total	Min Ch El	W.S. Elev	Crit W.S.	E.G. Elev	E.G. Slope	Vel Chnl	Flow Area	Top Width	Froude # Chl
			(cfs)	(ft)	(ft)	(ft)	(ft)	(ft/ft)	(ft/s)	(sq ft)	(ft)	
Reach-1	9717	50_year_Future	12000.00	6031.50	6044.52		6045.79	0.003338	10.12	2353.63	494.78	0.50
Reach-1	9717	100_year_Future	17000.00	6031.50	6047.12		6048.22	0.002603	10.13	3727.01	558.57	0.46
Reach-1	9717	500_year_Future	30000.00	6031.50	6050.57		6052.00	0.002985	12.42	6476.03	1027.26	0.51
Reach-1	9622	2_year_Future	1100.00	6028.58	6033.35	6031.30	6033.65	0.002789	4.38	255.16	69.24	0.38
Reach-1	9622	5_year_Future	2000.00	6028.58	6034.80	6032.44	6035.31	0.003318	5.78	370.80	86.12	0.43
Reach-1	9622	10_year_Future	3500.00	6028.58	6036.66	6034.00	6037.48	0.003689	7.39	541.77	97.88	0.48
Reach-1	9622	25_year_Future	7800.00	6028.58	6041.58	6037.22	6042.78	0.002917	9.24	1181.34	304.64	0.46
Reach-1	9622	50_year_Future	12000.00	6028.58	6043.32	6039.60	6045.24	0.004097	11.95	1846.66	430.24	0.56
Reach-1	9622	100_year_Future	17000.00	6028.58	6043.00	6043.00	6046.59	0.008730	17.18	1707.04	393.03	0.82
Reach-1	9622	500_year_Future	30000.00	6028.58	6049.87	6046.55	6051.62	0.003232	13.70	6349.49	1056.35	0.53
Reach-1	9563		Bridge									
Reach-1	9538	2_year_Future	1100.00	6026.84	6031.16	6029.55	6031.53	0.004144	4.89	225.07	63.81	0.45
Reach-1	9538	5_year_Future	2000.00	6026.84	6032.42	6030.71	6033.08	0.005121	6.55	318.67	82.04	0.53
Reach-1	9538	10_year_Future	3500.00	6026.84	6034.11	6032.27	6035.16	0.005525	8.32	484.94	92.78	0.57
Reach-1	9538	25_year_Future	7800.00	6026.84	6038.27	6035.46	6039.95	0.004798	10.77	935.37	146.23	0.58
Reach-1	9538	50_year_Future	12000.00	6026.84	6039.11	6037.85	6042.42	0.008640	15.20	1066.29	166.26	0.79
Reach-1	9538	100_year_Future	17000.00	6026.84	6041.03	6041.03	6045.31	0.009514	17.68	1618.55	374.74	0.85
Reach-1	9538	500_year_Future	30000.00	6026.84	6045.93	6045.93	6049.07	0.006018	17.30	4814.11	864.00	0.71
Reach-1	9296	2_year_Future	1100.00	6026.71	6029.31		6029.92	0.011085	6.26	176.18	73.09	0.71
Reach-1	9296	5_year_Future	2000.00	6026.71	6031.01		6031.70	0.006282	6.69	303.00	76.22	0.58
Reach-1	9296	10_year_Future	3500.00	6026.71	6032.69		6033.76	0.006112	8.29	434.21	79.19	0.61
Reach-1	9296	25_year_Future	7800.00	6026.71	6033.98	6033.98	6037.48	0.015507	15.09	537.64	81.40	1.00
Reach-1	9296	50_year_Future	12000.00	6026.71	6037.78	6037.78	6040.09	0.006649	13.14	1710.57	511.44	0.70
Reach-1	9296	100_year_Future	17000.00	6026.71	6037.74	6039.15	6042.46	0.013579	18.73	1691.84	511.24	1.00
Reach-1	9296	500_year_Future	30000.00	6026.71	6039.96	6041.71	6045.98	0.015979	23.00	2839.42	523.43	1.12
Reach-1	8963	2_year_Future	1500.00	6019.47	6029.14	6025.28	6029.20	0.000602	3.00	1450.61	527.25	0.18
Reach-1	8963	5_year_Future	2800.00	6019.47	6030.98	6027.98	6031.03	0.000520	3.18	2482.33	589.92	0.17
Reach-1	8963	10_year_Future	4500.00	6019.47	6032.88	6028.66	6032.92	0.000453	3.31	3652.94	635.30	0.17
Reach-1	8963	25_year_Future	9200.00	6019.47	6034.98	6029.88	6035.08	0.000747	4.73	5023.76	688.36	0.22
Reach-1	8963	50_year_Future	13000.00	6019.47	6037.15	6030.60	6037.25	0.000680	4.95	6475.60	687.25	0.21
Reach-1	8963	100_year_Future	19000.00	6019.47	6038.72	6031.49	6038.87	0.000903	6.07	7539.72	704.19	0.25
Reach-1	8963	500_year_Future	32000.00	6019.47	6041.78	6033.12	6042.03	0.001311	8.11	9899.60	816.78	0.31
Reach-1	8837		Bridge									
Reach-1	8738	2_year_Future	1500.00	6019.21	6023.05	6023.05	6023.48	0.020771	8.24	468.66	483.95	0.88
Reach-1	8738	5_year_Future	2800.00	6019.21	6023.54	6023.54	6024.10	0.025683	10.22	701.61	495.98	1.00
Reach-1	8738	10_year_Future	4500.00	6019.21	6024.01	6024.01	6024.71	0.029502	12.00	943.60	525.78	1.10
Reach-1	8738	25_year_Future	9200.00	6019.21	6025.53	6024.91	6026.17	0.018927	12.08	1775.94	571.94	0.93
Reach-1	8738	50_year_Future	13000.00	6019.21	6026.88	6025.54	6027.43	0.011829	11.15	2567.89	595.09	0.77
Reach-1	8738	100_year_Future	19000.00	6019.21	6028.83	6026.29	6029.32	0.007517	10.57	3887.20	733.50	0.64
Reach-1	8738	500_year_Future	32000.00	6019.21	6032.11	6027.74	6032.60	0.004932	10.64	6339.32	756.31	0.55
Reach-1	8072	2_year_Future	1500.00	6009.75	6012.98	6011.98	6013.36	0.007546	4.96	302.71	113.21	0.53
Reach-1	8072	5_year_Future	2800.00	6009.75	6014.48	6012.96	6015.00	0.006397	5.82	481.30	124.93	0.52
Reach-1	8072	10_year_Future	4500.00	6009.75	6015.98	6014.00	6016.67	0.005646	6.68	679.12	139.62	0.52
Reach-1	8072	25_year_Future	9200.00	6009.75	6018.90		6020.04	0.005214	8.63	1140.55	184.28	0.53
Reach-1	8072	50_year_Future	13000.00	6009.75	6020.84		6022.11	0.005271	9.88	1511.57	246.65	0.55
Reach-1	8072	100_year_Future	19000.00	6009.75	6022.84		6024.72	0.005329	11.36	2157.20	340.75	0.58
Reach-1	8072	500_year_Future	32000.00	6009.75	6027.00		6029.04	0.004386	12.55	3975.03	538.14	0.55
Reach-1	7500	2_year_Future	1500.00	6006.08	6009.98		6010.25	0.004027	4.13	384.16	115.05	0.40
Reach-1	7500	5_year_Future	2800.00	6006.08	6010.93		6011.48	0.005964	5.96	477.08	123.61	0.51
Reach-1	7500	10_year_Future	4500.00	6006.08	6011.73		6012.72	0.008520	8.00	579.29	130.88	0.63
Reach-1	7500	25_year_Future	9200.00	6006.08	6013.72		6015.73	0.011257	11.50	858.09	149.37	0.77
Reach-1	7500	50_year_Future	13000.00	6006.08	6015.41		6017.88	0.010532	12.85	1127.92	169.69	0.77
Reach-1	7500	100_year_Future	19000.00	6006.08	6018.08		6020.83	0.008512	13.81	1668.02	232.51	0.72
Reach-1	7500	500_year_Future	32000.00	6006.08	6022.88		6025.94	0.006379	15.12	3155.57	376.27	0.66
Reach-1	7000	2_year_Future	1500.00	6003.50	6005.07	6005.07	6005.77	0.033052	6.73	222.94	159.45	1.00
Reach-1	7000	5_year_Future	2800.00	6003.50	6006.25	6005.79	6006.96	0.015108	6.76	414.43	163.04	0.75
Reach-1	7000	10_year_Future	4500.00	6003.50	6007.81		6008.51	0.007972	6.74	670.07	166.75	0.59
Reach-1	7000	25_year_Future	9200.00	6003.50	6011.46		6012.29	0.003880	7.21	1316.88	192.39	0.46
Reach-1	7000	50_year_Future	13000.00	6003.50	6013.99		6014.87	0.002970	7.60	1825.43	214.59	0.42
Reach-1	7000	100_year_Future	19000.00	6003.50	6017.21		6018.23	0.002459	8.29	2597.59	279.70	0.40
Reach-1	7000	500_year_Future	32000.00	6003.50	6022.44		6023.72	0.002079	9.49	4355.75	360.53	0.39
Reach-1	6472	2_year_Future	1500.00	5995.80	6000.72	5998.40	6001.07	0.003559	4.72	318.07	68.11	0.38
Reach-1	6472	5_year_Future	2800.00	5995.80	6002.58		6003.20	0.004079	6.29	453.99	77.70	0.43
Reach-1	6472	10_year_Future	4500.00	5995.80	6004.39		6005.34	0.004620	7.87	601.84	86.05	0.48
Reach-1	6472	25_year_Future	9200.00	5995.80	6007.85		6009.70	0.005806	11.11	927.26	102.23	0.57
Reach-1	6472	50_year_Future	13000.00	5995.80	6009.85	6006.56	6012.44	0.006690	13.23	1158.67	130.41	0.63
Reach-1	6472	100_year_Future	19000.00	5995.80	6012.23	6009.95	6015.84	0.007826	15.90	1513.01	174.02	0.70
Reach-1	6472	500_year_Future	32000.00	5995.80	6015.61	6015.61	6021.21	0.010120	20.52	2330.69	274.94	0.82

HEC-RAS Plan: UF Future River: Upper Fountain C Reach: Reach-1 (Continued)

Reach	River Sta	Profile	Q Total	Min Ch El	W.S. Elev	Crit W.S.	E.G. Elev	E.G. Slope	Vel Chnl	Flow Area	Top Width	Froude # Chl
			(cfs)	(ft)	(ft)	(ft)	(ft)	(ft/ft)	(ft/s)	(sq ft)	(ft)	
Reach-1	6000	2_year_Future	1500.00	5993.50	5998.07	5996.07	5997.31	0.028309	8.94	167.87	68.47	1.01
Reach-1	6000	5_year_Future	2800.00	5993.50	5997.38	5997.38	5999.19	0.024685	10.81	260.30	76.32	1.00
Reach-1	6000	10_year_Future	4500.00	5993.50	5998.78	5998.78	6001.15	0.021040	12.41	380.74	93.47	0.97
Reach-1	6000	25_year_Future	9200.00	5993.50	6001.81	6001.81	6005.20	0.016789	15.16	713.69	126.21	0.94
Reach-1	6000	50_year_Future	13000.00	5993.50	6003.78	6003.78	6007.73	0.015263	16.66	976.93	147.17	0.93
Reach-1	6000	100_year_Future	19000.00	5993.50	6006.38	6006.38	6010.97	0.013553	18.36	1417.49	189.29	0.91
Reach-1	6000	500_year_Future	32000.00	5993.50	6010.67	6011.21	6015.99	0.011742	20.75	2481.72	360.36	0.89
Reach-1	5500	2_year_Future	1500.00	5987.50	5991.53	5989.98	5991.88	0.003352	4.77	314.40	94.15	0.46
Reach-1	5500	5_year_Future	2800.00	5987.50	5992.94	5991.16	5993.54	0.003595	6.22	459.43	111.11	0.50
Reach-1	5500	10_year_Future	4500.00	5987.50	5994.40	5992.34	5995.28	0.003723	7.57	634.00	129.07	0.54
Reach-1	5500	25_year_Future	9200.00	5987.50	5997.52	5994.91	5998.97	0.003697	9.91	1134.75	198.43	0.57
Reach-1	5500	50_year_Future	13000.00	5987.50	5999.45	5996.77	6001.20	0.003612	11.11	1546.67	223.38	0.58
Reach-1	5500	100_year_Future	19000.00	5987.50	6001.44	5999.13	6003.83	0.004115	13.22	2020.43	255.46	0.64
Reach-1	5500	500_year_Future	32000.00	5987.50	6003.83	6002.89	6007.99	0.006380	18.23	2626.50	298.95	0.82
Reach-1	5000	2_year_Future	1500.00	5985.50	5987.98	5987.98	5989.08	0.010402	8.42	178.22	81.86	1.01
Reach-1	5000	5_year_Future	2800.00	5985.50	5989.11	5989.11	5990.73	0.009057	10.22	276.23	90.64	1.00
Reach-1	5000	10_year_Future	4500.00	5985.50	5990.33	5990.33	5992.51	0.008030	11.90	391.83	99.90	0.99
Reach-1	5000	25_year_Future	9200.00	5985.50	5993.11	5993.11	5996.40	0.006429	14.71	702.99	128.08	0.96
Reach-1	5000	50_year_Future	13000.00	5985.50	5995.17	5995.17	5998.65	0.005271	15.75	1033.92	189.73	0.91
Reach-1	5000	100_year_Future	19000.00	5985.50	5998.11	5998.11	6001.72	0.003867	16.20	2045.44	482.87	0.82
Reach-1	5000	500_year_Future	32000.00	5985.50	6001.69	6001.69	6005.56	0.003428	18.10	4130.10	680.68	0.80
Reach-1	4500	2_year_Future	1500.00	5979.50	5981.72	5981.92	5982.99	0.014369	9.06	165.57	87.44	1.16
Reach-1	4500	5_year_Future	2800.00	5979.50	5982.49	5982.99	5984.67	0.016692	11.85	236.78	96.39	1.31
Reach-1	4500	10_year_Future	4500.00	5979.50	5983.23	5984.14	5986.59	0.018310	14.72	311.13	105.03	1.43
Reach-1	4500	25_year_Future	9200.00	5979.50	5984.86	5986.66	5990.93	0.019522	19.89	497.51	124.08	1.58
Reach-1	4500	50_year_Future	13000.00	5979.50	5985.94	5989.07	5993.85	0.019670	22.81	638.62	136.75	1.64
Reach-1	4500	100_year_Future	19000.00	5979.50	5987.59	5991.36	5997.48	0.018022	25.69	880.95	156.12	1.64
Reach-1	4500	500_year_Future	32000.00	5979.50	5990.70	5993.99	6001.79	0.013885	28.32	1975.34	501.49	1.52
Reach-1	4000	2_year_Future	1500.00	5975.50	5978.49	5977.63	5978.83	0.002717	4.73	335.04	163.90	0.53
Reach-1	4000	5_year_Future	2800.00	5975.50	5979.46	5978.50	5980.05	0.003039	6.22	511.45	198.66	0.59
Reach-1	4000	10_year_Future	4500.00	5975.50	5980.41	5979.43	5981.27	0.003345	7.66	715.10	232.41	0.64
Reach-1	4000	25_year_Future	9200.00	5975.50	5981.84	5981.40	5983.65	0.005034	11.33	1086.93	291.57	0.82
Reach-1	4000	50_year_Future	13000.00	5975.50	5984.09	5982.67	5985.62	0.002956	10.78	1891.05	554.97	0.67
Reach-1	4000	100_year_Future	19000.00	5975.50	5986.45	5984.60	5987.89	0.002183	10.98	3289.25	641.59	0.60
Reach-1	4000	500_year_Future	32000.00	5975.50	5990.38	5987.21	5991.73	0.001534	11.39	6130.27	777.61	0.53
Reach-1	3536	2_year_Future	1500.00	5973.50	5975.75	5975.75	5976.54	0.011131	7.11	212.89	146.21	0.99
Reach-1	3536	5_year_Future	2800.00	5973.50	5976.59	5976.59	5977.72	0.009240	8.58	352.96	188.33	0.97
Reach-1	3536	10_year_Future	4500.00	5973.50	5977.48	5977.48	5978.92	0.008023	9.83	539.84	232.95	0.95
Reach-1	3536	25_year_Future	9200.00	5973.50	5980.89		5981.85	0.002365	8.56	1673.99	491.29	0.58
Reach-1	3536	50_year_Future	13000.00	5973.50	5984.01		5984.59	0.000988	7.13	3711.40	771.57	0.40
Reach-1	3536	100_year_Future	19000.00	5973.50	5986.45		5987.05	0.000831	7.57	5655.90	840.24	0.38
Reach-1	3536	500_year_Future	32000.00	5973.50	5990.38		5991.05	0.000736	8.57	9177.19	952.15	0.38
Reach-1	3129	2_year_Future	1500.00	5967.50	5969.85	5970.12	5971.39	0.014052	9.96	150.64	65.99	1.16
Reach-1	3129	5_year_Future	2800.00	5967.50	5971.08	5971.42	5973.33	0.012063	12.03	232.78	68.26	1.14
Reach-1	3129	10_year_Future	4500.00	5967.50	5973.75	5972.84	5975.57	0.004574	10.88	424.17	75.30	0.77
Reach-1	3129	25_year_Future	9200.00	5967.50	5978.21	5976.01	5980.83	0.002967	12.61	875.62	275.61	0.68
Reach-1	3129	50_year_Future	13000.00	5967.50	5983.45	5978.59	5984.22	0.000771	8.41	4635.51	920.65	0.37
Reach-1	3129	100_year_Future	19000.00	5967.50	5986.05	5982.45	5986.74	0.000673	8.69	7042.99	931.89	0.36
Reach-1	3129	500_year_Future	32000.00	5967.50	5990.06	5984.75	5990.77	0.000648	9.73	10803.48	945.85	0.36
Reach-1	2787	2_year_Future	1500.00	5963.50	5968.39	5967.21	5969.20	0.003290	7.20	208.51	49.49	0.62
Reach-1	2787	5_year_Future	2800.00	5963.50	5970.23	5968.80	5971.59	0.003457	9.38	299.56	50.05	0.67
Reach-1	2787	10_year_Future	4500.00	5963.50	5972.14		5974.17	0.003577	11.45	399.96	55.02	0.71
Reach-1	2787	25_year_Future	9200.00	5963.50	5977.39	5974.78	5979.71	0.002287	12.83	1552.74	527.77	0.62
Reach-1	2787	50_year_Future	13000.00	5963.50	5983.24	5978.85	5983.97	0.000637	8.65	5678.53	883.14	0.35
Reach-1	2787	100_year_Future	19000.00	5963.50	5985.74		5986.50	0.000658	9.54	7895.06	894.97	0.36
Reach-1	2787	500_year_Future	32000.00	5963.50	5989.60		5990.51	0.000747	11.34	11388.75	915.46	0.40
Reach-1	2449	2_year_Future	1500.00	5961.77	5965.77	5965.77	5967.44	0.008233	10.47	158.88	61.13	0.96
Reach-1	2449	5_year_Future	2800.00	5961.77	5967.52	5967.52	5969.86	0.007208	12.66	274.37	67.54	0.95
Reach-1	2449	10_year_Future	4500.00	5961.77	5969.29	5969.27	5972.43	0.006856	14.88	396.38	70.35	0.97
Reach-1	2449	25_year_Future	9200.00	5961.77	5972.92	5972.92	5978.18	0.006901	19.57	665.83	78.92	1.05
Reach-1	2449	50_year_Future	13000.00	5961.77	5974.26	5974.26	5982.66	0.009447	24.74	783.53	138.92	1.25
Reach-1	2449	100_year_Future	19000.00	5961.77	5982.31	5982.31	5985.84	0.002476	17.75	6449.39	1099.21	0.69
Reach-1	2449	500_year_Future	32000.00	5961.77	5985.56	5985.56	5989.74	0.002695	21.19	10102.22	1149.81	0.77
Reach-1	2308	2_year_Future	1500.00	5958.55	5964.41	5962.49	5964.83	0.001696	5.93	384.71	91.18	0.47
Reach-1	2308	5_year_Future	2800.00	5958.55	5966.28	5963.88	5967.01	0.001940	7.84	516.46	101.51	0.53
Reach-1	2308	10_year_Future	4500.00	5958.55	5970.20	5965.32	5970.91	0.001057	7.81	834.05	123.14	0.42
Reach-1	2308	25_year_Future	9200.00	5958.55	5973.76	5968.56	5975.39	0.001671	11.88	1122.14	241.50	0.55
Reach-1	2308	50_year_Future	13000.00	5958.55	5974.20	5970.77	5977.25	0.003007	16.26	1158.13	528.17	0.74
Reach-1	2308	100_year_Future	19000.00	5958.55	5978.06	5977.38	5979.31	0.001378	12.84	5297.56	1062.19	0.52

HEC-RAS Plan: UF Future River: Upper Fountain C Reach: Reach-1 (Continued)

Reach	River Sta	Profile	Q Total	Min Ch El	W.S. Elev	Crit W.S.	E.G. Elev	E.G. Slope	Vel Chnl	Flow Area	Top Width	Froude # Chl
			(cfs)	(ft)	(ft)	(ft)	(ft)	(ft/ft)	(ft/s)	(sq ft)	(ft)	
Reach-1	2308	500_year_Future	32000.00	5958.55	5980.22	5979.05	5981.57	0.001612	14.94	7650.58	1134.44	0.58
Reach-1	2204		Bridge									
Reach-1	2145	2_year_Future	1500.00	5956.85	5961.34	5960.72	5962.20	0.011594	8.36	254.14	83.65	0.77
Reach-1	2145	5_year_Future	2800.00	5956.85	5963.38	5962.14	5964.44	0.008425	9.56	417.36	94.76	0.71
Reach-1	2145	10_year_Future	4500.00	5956.85	5965.65	5963.55	5966.98	0.006624	10.64	603.49	107.44	0.66
Reach-1	2145	25_year_Future	9200.00	5956.85	5969.81	5966.76	5972.06	0.006526	13.97	939.83	131.50	0.71
Reach-1	2145	50_year_Future	13000.00	5956.85	5972.38	5968.94	5975.38	0.006753	16.15	1146.11	588.65	0.74
Reach-1	2145	100_year_Future	19000.00	5956.85	5977.09	5975.52	5977.96	0.002233	11.19	5931.30	1055.19	0.45
Reach-1	2145	500_year_Future	32000.00	5956.85	5979.48	5977.14	5980.43	0.002582	13.00	8636.45	1171.68	0.49
Reach-1	1926	2_year_Future	1500.00	5954.13	5959.26		5960.13	0.007830	7.49	202.80	52.28	0.63
Reach-1	1926	5_year_Future	2800.00	5954.13	5961.44		5962.72	0.006902	9.18	339.22	71.81	0.63
Reach-1	1926	10_year_Future	4500.00	5954.13	5964.36		5965.73	0.004793	9.75	566.61	84.18	0.58
Reach-1	1926	25_year_Future	9200.00	5954.13	5967.76		5970.48	0.006585	14.00	936.28	161.38	0.69
Reach-1	1926	50_year_Future	13000.00	5954.13	5971.55	5969.02	5973.84	0.004405	13.59	1932.40	440.18	0.59
Reach-1	1926	100_year_Future	19000.00	5954.13	5972.41		5976.26	0.007273	18.05	2371.58	590.75	0.76
Reach-1	1926	500_year_Future	32000.00	5954.13	5976.77	5976.77	5979.22	0.004845	17.08	6218.33	1114.02	0.64
Reach-1	1632	2_year_Future	1500.00	5951.58	5957.83		5958.45	0.004027	6.42	268.57	61.38	0.47
Reach-1	1632	5_year_Future	2800.00	5951.58	5959.97		5961.00	0.004626	8.47	413.98	74.89	0.53
Reach-1	1632	10_year_Future	4500.00	5951.58	5963.42		5964.51	0.003184	8.94	707.51	94.55	0.47
Reach-1	1632	25_year_Future	9200.00	5951.58	5965.08		5968.30	0.008036	15.54	872.89	106.13	0.76
Reach-1	1632	50_year_Future	13000.00	5951.58	5965.67	5965.67	5971.39	0.013590	20.81	937.16	111.05	0.99
Reach-1	1632	100_year_Future	19000.00	5951.58	5971.00	5971.00	5974.09	0.006026	17.26	3491.09	1210.01	0.70
Reach-1	1632	500_year_Future	32000.00	5951.58	5973.05	5974.09	5977.21	0.008427	21.85	6955.30	2022.80	0.84
Reach-1	1432	2_year_Future	1500.00	5949.93	5957.06	5954.82	5957.62	0.003931	6.19	291.00	68.67	0.45
Reach-1	1432	5_year_Future	2800.00	5949.93	5959.09	5956.76	5960.03	0.004618	8.20	436.93	75.57	0.52
Reach-1	1432	10_year_Future	4500.00	5949.93	5962.93	5958.51	5963.82	0.002733	8.24	976.20	476.38	0.43
Reach-1	1432	25_year_Future	9200.00	5949.93	5964.40	5964.40	5966.28	0.005712	12.89	1938.82	860.92	0.83
Reach-1	1432	50_year_Future	13000.00	5949.93	5966.23	5966.23	5967.50	0.004218	12.08	4013.29	1448.80	0.55
Reach-1	1432	100_year_Future	19000.00	5949.93	5967.10	5967.10	5968.52	0.005198	13.93	5150.81	1528.18	0.62
Reach-1	1432	500_year_Future	32000.00	5949.93	5971.86	5968.52	5972.18	0.001469	8.83	13878.99	2132.28	0.34
Reach-1	1351		Bridge									
Reach-1	1286	2_year_Future	1500.00	5949.26	5954.14	5954.14	5955.94	0.017831	10.81	147.25	50.47	0.95
Reach-1	1286	5_year_Future	2800.00	5949.26	5956.45	5956.45	5958.52	0.011934	11.98	318.54	181.87	0.84
Reach-1	1286	10_year_Future	4500.00	5949.26	5958.57	5958.57	5959.68	0.005980	10.29	1277.63	634.69	0.62
Reach-1	1286	25_year_Future	9200.00	5949.26	5960.03	5960.00	5961.43	0.008109	13.32	2268.72	865.18	0.75
Reach-1	1286	50_year_Future	13000.00	5949.26	5963.11	5961.21	5963.42	0.002045	8.02	5971.57	1669.18	0.39
Reach-1	1286	100_year_Future	19000.00	5949.26	5965.92	5962.10	5966.09	0.001117	6.75	9558.30	1804.57	0.30
Reach-1	1286	500_year_Future	32000.00	5949.26	5971.74	5963.30	5971.80	0.000352	4.67	23770.06	2318.30	0.18
Reach-1	868	2_year_Future	1500.00	5945.80	5949.73	5948.40	5950.22	0.008885	5.63	266.60	86.52	0.56
Reach-1	868	5_year_Future	2800.00	5945.80	5952.18	5949.84	5952.67	0.003702	5.59	508.14	145.75	0.44
Reach-1	868	10_year_Future	4500.00	5945.80	5954.05	5951.11	5954.64	0.003164	6.25	843.53	233.09	0.43
Reach-1	868	25_year_Future	9200.00	5945.80	5960.11		5960.25	0.000515	3.91	6563.13	1658.15	0.19
Reach-1	868	50_year_Future	13000.00	5945.80	5962.99		5963.06	0.000273	3.26	11653.31	1924.04	0.15
Reach-1	868	100_year_Future	19000.00	5945.80	5965.80		5965.86	0.000215	3.24	17284.21	2078.20	0.13
Reach-1	868	500_year_Future	32000.00	5945.80	5971.66		5971.71	0.000132	3.05	29790.89	2162.53	0.11
Reach-1	559	2_year_Future	1500.00	5942.06	5948.85	5945.85	5949.11	0.001870	4.12	364.26	69.77	0.32
Reach-1	559	5_year_Future	2800.00	5942.06	5951.46	5947.22	5951.86	0.001791	5.06	554.81	77.47	0.33
Reach-1	559	10_year_Future	4500.00	5942.06	5953.07	5948.68	5953.76	0.002405	6.68	686.97	691.97	0.39
Reach-1	559	25_year_Future	9200.00	5942.06	5959.57	5951.84	5959.97	0.000897	5.84	3000.19	1973.23	0.26
Reach-1	559	50_year_Future	13000.00	5942.06	5962.46	5955.32	5962.84	0.000763	6.03	4249.63	2350.32	0.25
Reach-1	559	100_year_Future	19000.00	5942.06	5965.16	5957.80	5965.62	0.000648	6.96	5414.73	2447.04	0.27
Reach-1	559	500_year_Future	32000.00	5942.06	5970.93	5960.49	5971.47	0.000806	7.97	7903.06	2791.06	0.27
Reach-1	408		Bridge									
Reach-1	310	2_year_Future	1500.00	5941.42	5947.30	5945.21	5947.68	0.003322	4.97	301.93	67.77	0.41
Reach-1	310	5_year_Future	2800.00	5941.42	5949.98	5946.80	5950.49	0.002621	5.70	491.58	74.00	0.39
Reach-1	310	10_year_Future	4500.00	5941.42	5952.11	5948.06	5952.86	0.002710	6.92	659.82	84.54	0.41
Reach-1	310	25_year_Future	9200.00	5941.42	5958.76	5951.23	5959.43	0.001309	7.00	2018.39	285.68	0.31
Reach-1	310	50_year_Future	13000.00	5941.42	5961.55	5953.70	5962.30	0.001275	7.72	2875.06	340.74	0.32
Reach-1	310	100_year_Future	19000.00	5941.42	5963.93	5957.30	5964.93	0.001543	9.22	3668.06	384.01	0.36
Reach-1	310	500_year_Future	32000.00	5941.42	5969.49	5961.47	5970.67	0.001498	10.65	5576.81	517.46	0.37
Reach-1	293	2_year_Future	1500.00	5941.30	5947.06	5945.26	5947.58	0.003927	5.84	284.35	65.96	0.47
Reach-1	293	5_year_Future	2800.00	5941.30	5949.67	5946.73	5950.38	0.003118	6.95	463.14	72.46	0.45
Reach-1	293	10_year_Future	4500.00	5941.30	5951.54	5948.33	5952.68	0.003747	8.85	612.96	89.53	0.51
Reach-1	293	25_year_Future	9200.00	5941.30	5957.90	5952.20	5959.20	0.002315	9.87	1493.44	358.49	0.44
Reach-1	293	50_year_Future	13000.00	5941.30	5960.56	5954.51	5962.04	0.002308	10.94	2081.20	402.93	0.45
Reach-1	293	100_year_Future	19000.00	5941.30	5962.09	5958.83	5964.48	0.003448	14.11	2465.87	437.77	0.56
Reach-1	293	500_year_Future	32000.00	5941.30	5967.59	5963.33	5970.21	0.003137	15.85	3902.75	575.75	0.56

HEC-RAS Plan: UF Future River: Upper Fountain C Reach: Reach-1 (Continued)

Reach	River Sta	Profile	Q Total	Min Ch El	W.S. Elev	Crit W.S.	E.G. Elev	E.G. Slope	Vel Chnl	Flow Area	Top Width	Froude # Chl
			(cfs)	(ft)	(ft)	(ft)	(ft)	(ft/ft)	(ft/s)	(sq ft)	(ft)	
Reach-1	257		Bridge									
Reach-1	227	2_year_Future	1500.00	5940.70	5945.15	5944.68	5946.18	0.011909	8.18	198.59	63.35	0.78
Reach-1	227	5_year_Future	2800.00	5940.70	5948.33	5946.15	5949.21	0.004475	7.75	410.42	70.17	0.53
Reach-1	227	10_year_Future	4500.00	5940.70	5949.85	5947.72	5951.33	0.005739	10.08	521.81	77.33	0.62
Reach-1	227	25_year_Future	9200.00	5940.70	5951.79	5951.34	5955.69	0.011458	16.42	688.48	96.73	0.91
Reach-1	227	50_year_Future	13000.00	5940.70	5953.96	5953.96	5958.78	0.011251	18.53	916.14	110.06	0.93
Reach-1	227	100_year_Future	19000.00	5940.70	5957.53	5957.53	5962.98	0.009437	20.12	1452.13	392.48	0.89
Reach-1	227	500_year_Future	32000.00	5940.70	5963.09	5963.09	5968.50	0.007205	21.48	2742.28	557.14	0.82
Reach-1	175	2_year_Future	1500.00	5938.00	5945.01	5942.26	5945.70	0.003355	6.71	236.49	40.16	0.46
Reach-1	175	5_year_Future	2800.00	5938.00	5948.26	5944.40	5948.96	0.002321	7.26	656.48	180.81	0.41
Reach-1	175	10_year_Future	4500.00	5938.00	5949.90	5947.70	5950.87	0.002886	8.97	932.00	225.91	0.46
Reach-1	175	25_year_Future	9200.00	5938.00	5952.58	5951.28	5954.22	0.004288	12.56	1589.75	509.69	0.59
Reach-1	175	50_year_Future	13000.00	5938.00	5954.87	5952.87	5956.48	0.003924	13.27	2200.67	651.72	0.57
Reach-1	175	100_year_Future	19000.00	5938.00	5957.70	5954.76	5959.44	0.003796	14.49	2957.43	746.36	0.58
Reach-1	175	500_year_Future	32000.00	5938.00	5962.75	5957.91	5964.78	0.003622	16.52	4307.22	803.01	0.59
Reach-1	165		Bridge									
Reach-1	153	2_year_Future	1500.00	5938.92	5943.21	5943.21	5945.21	0.019214	11.36	134.86	35.60	1.00
Reach-1	153	5_year_Future	2800.00	5938.92	5946.00	5946.00	5947.84	0.009516	11.39	366.57	153.22	0.77
Reach-1	153	10_year_Future	4500.00	5938.92	5947.76	5947.76	5949.88	0.009001	12.92	622.03	295.85	0.78
Reach-1	153	25_year_Future	9200.00	5938.92	5950.65	5950.65	5952.99	0.008485	15.23	1331.98	598.66	0.79
Reach-1	153	50_year_Future	13000.00	5938.92	5952.02	5952.02	5954.75	0.009317	17.21	1704.35	662.77	0.85
Reach-1	153	100_year_Future	19000.00	5938.92	5953.73	5953.73	5957.07	0.010539	19.90	2186.81	731.96	0.92
Reach-1	153	500_year_Future	32000.00	5938.92	5956.65	5956.65	5961.18	0.012342	24.33	2958.32	787.55	1.03
Reach-1	15	2_year_Future	1500.00	5935.50	5936.53	5937.25	5938.99	0.187902	12.58	119.27	144.76	2.44
Reach-1	15	5_year_Future	2800.00	5935.50	5936.69	5937.95	5942.89	0.378476	19.65	142.50	149.70	3.55
Reach-1	15	10_year_Future	4500.00	5935.50	5937.09	5938.85	5944.61	0.328339	22.01	204.48	162.89	3.46
Reach-1	15	25_year_Future	9200.00	5935.50	5937.98	5940.17	5947.49	0.254125	24.75	371.98	207.05	3.24
Reach-1	15	50_year_Future	13000.00	5935.50	5938.61	5941.14	5949.01	0.186665	25.90	505.27	213.87	2.92
Reach-1	15	100_year_Future	19000.00	5935.50	5939.54	5942.83	5951.06	0.134762	27.30	709.85	223.94	2.62
Reach-1	15	500_year_Future	32000.00	5935.50	5941.35	5945.50	5954.85	0.090143	29.69	1130.48	241.58	2.30

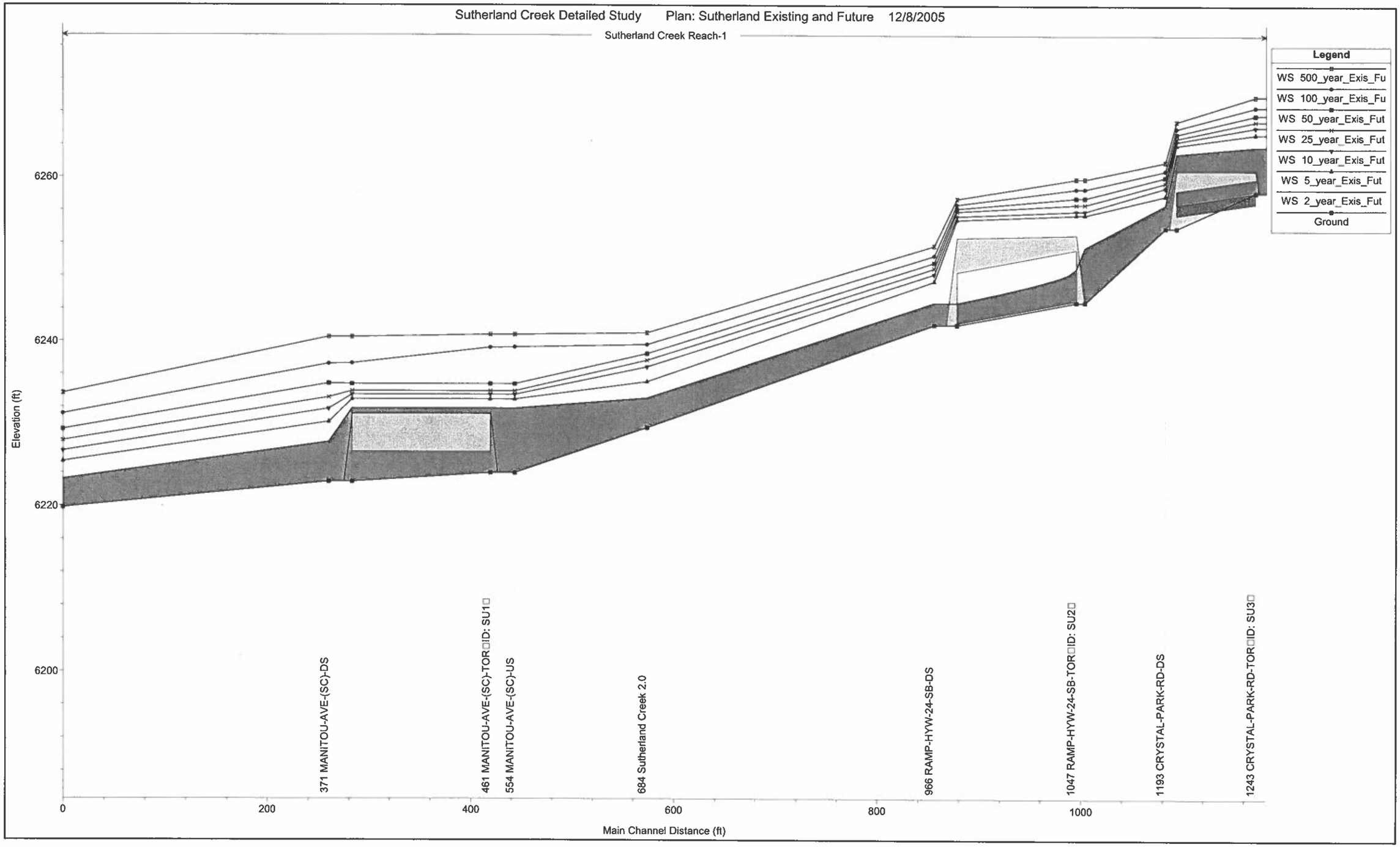
Sutherland Creek Detailed Study Plan: Sutherland Existing and Future 12/8/2005
Sutherland Creek Reach-1
Legend
WS 500_year_Exis_Fu
WS 100_year_Exis_Fu
WS 50_year_Exis_Fut
WS 25_year_Exis_Fut
WS 10_year_Exis_Fut
WS 5_year_Exis_Fut
WS 2_year_Exis_Fut
Ground
Elevation (ft)
6260
6240
6220
6200
371 MANITOU-AVE-(SC)-DS
461 MANITOU-AVE-(SC)-TOR□ID: SU1□
554 MANITOU-AVE-(SC)-US
684 Sutherland Creek 2.0
966 RAMP-HYW-24-SB-DS
1047 RAMP-HYW-24-SB-TOR□ID: SU2□
1193 CRYSTAL-PARK-RD-DS
1243 CRYSTAL-PARK-RD-TOR□ID: SU3□
0
200
400
600
800
1000
Main Channel Distance (ft)

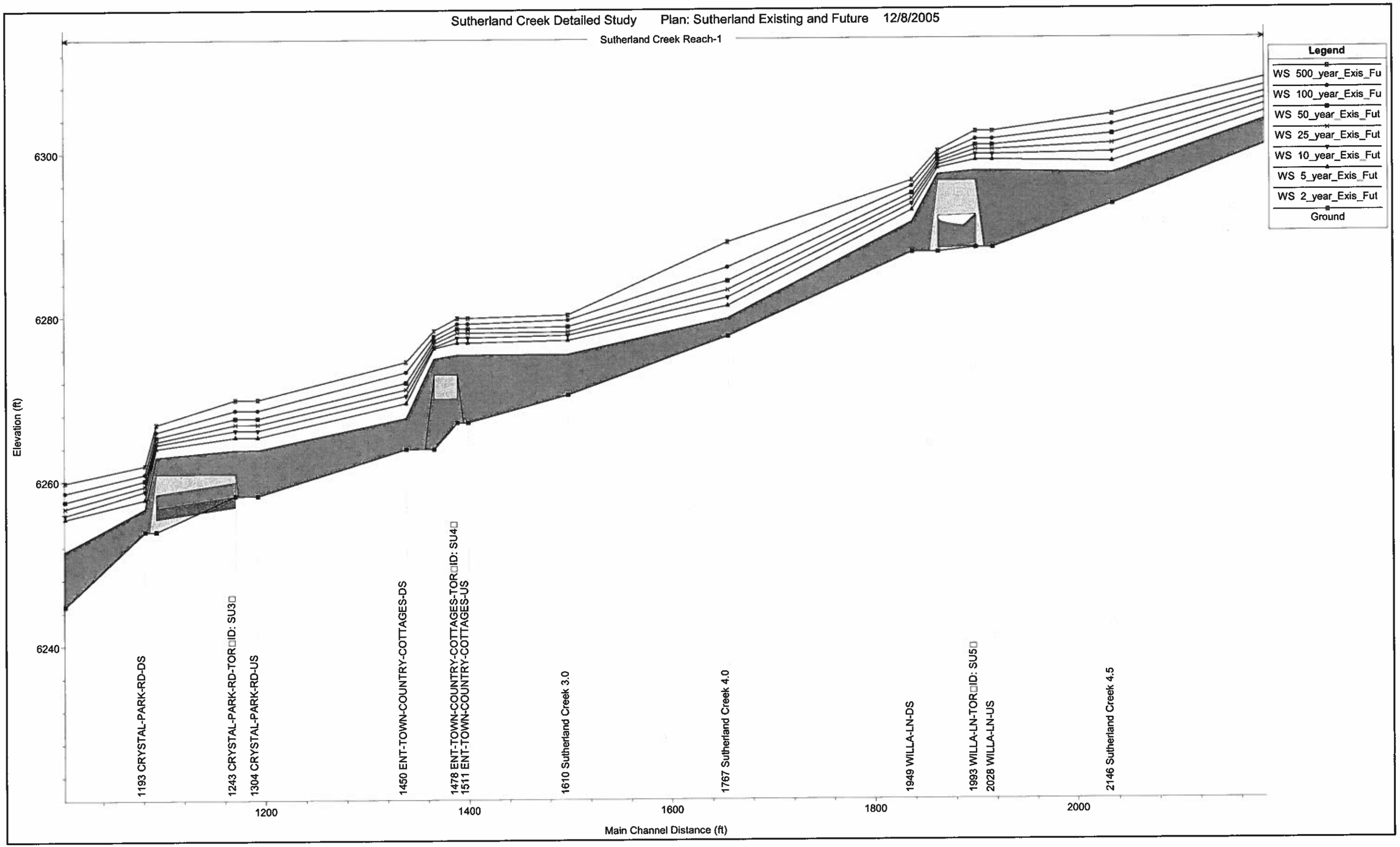
Sutherland Creek Detailed Study Plan: Sutherland Existing and Future 12/8/2005
Sutherland Creek Reach-1
Legend
WS 500_year_Exis_Fu
WS 100_year_Exis_Fu
WS 50_year_Exis_Fut
WS 25_year_Exis_Fut
WS 10_year_Exis_Fut
WS 5_year_Exis_Fut
WS 2_year_Exis_Fut
Ground
Elevation (ft)
6300
6280
6260
6240
1193 CRYSTAL-PARK-RD-DS
1243 CRYSTAL-PARK-RD-TOR□ID: SU3□
1304 CRYSTAL-PARK-RD-US
1450 ENT-TOWN-COUNTRY-COTTAGES-DS
1478 ENT-TOWN-COUNTRY-COTTAGES-TOR□ID: SU4□
1511 ENT-TOWN-COUNTRY-COTTAGES-US
1610 Sutherland Creek 3.0
1767 Sutherland Creek 4.0
1949 WILLA-LN-DS
1993 WILLA-LN-TOR□ID: SU5□
2028 WILLA-LN-US
2146 Sutherland Creek 4.5
1200
1400
1600
1800
2000
Main Channel Distance (ft)


Sutherland Creek Detailed Study Plan: Sutherland Existing and Future 12/8/2005
Sutherland Creek Reach-1
Legend
WS 500_year_Exis_Fu
WS 100_year_Exis_Fu
WS 50_year_Exis_Fut
WS 25_year_Exis_Fut
WS 10_year_Exis_Fut
WS 5_year_Exis_Fut
WS 2_year_Exis_Fut
Ground
Elevation (ft)
6340
6320
6300
6280
2146 Sutherland Creek 4.5
2352 Sutherland Creek 5.0
2530 SUTHERLAND-RD-DS
2566 SUTHERLAND-RD-TOR ID: SU6
2603 SUTHERLAND-RD-US
2942 CAMP-GRNDS-OFF-CRYSTAL-PARK-RD-DS
2975 CAMP-GRNDS-OFF-CRYSTAL-PARK-RD-TOR ID: SU7
3007 CAMP-GRNDS-OFF-CRYSTAL-PARK-RD-US
3119 Sutherland Creek 6.0
2200
2400
2600
2800
3000
Main Channel Distance (ft)

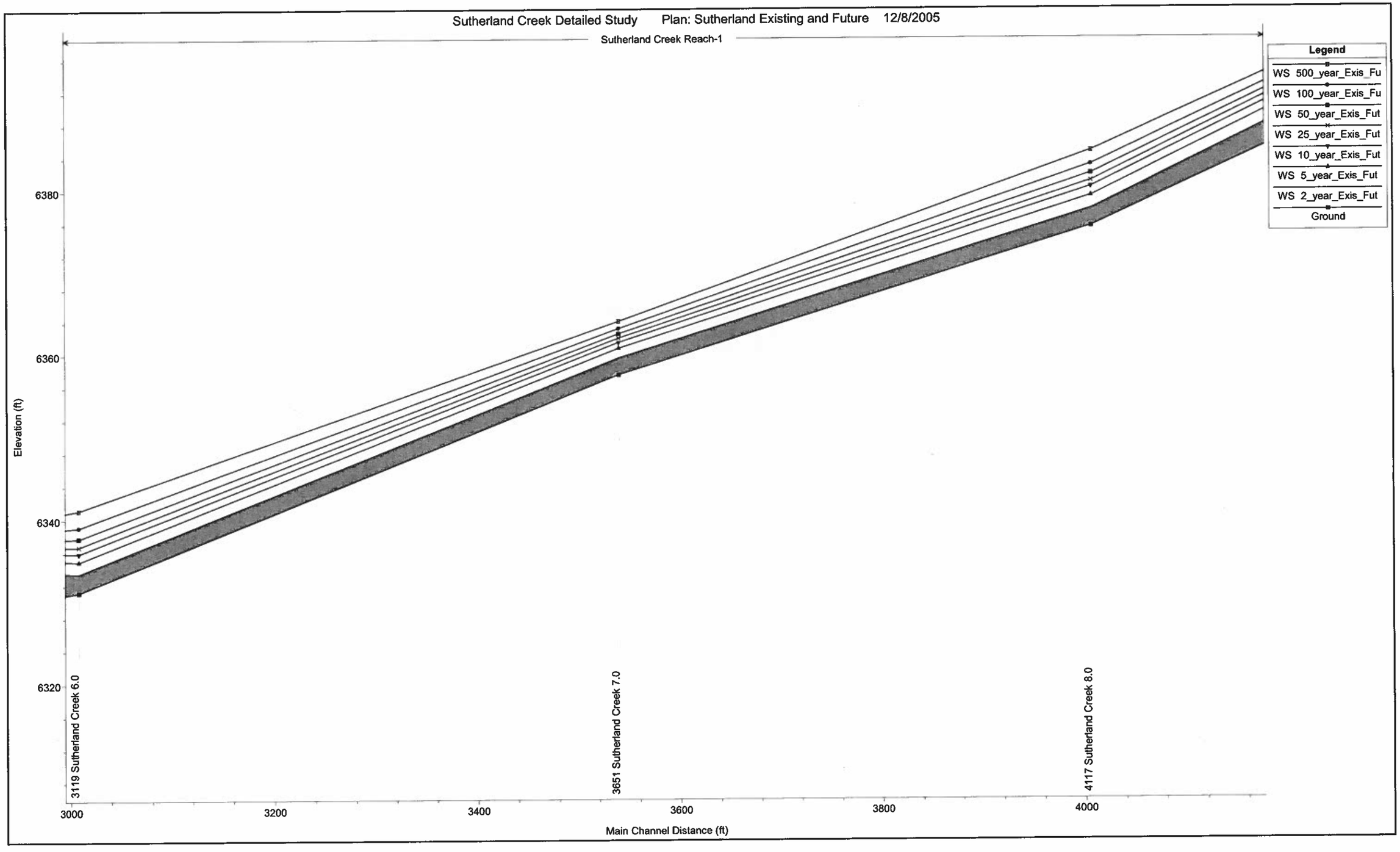
Sutherland Creek Detailed Study Plan: Sutherland Existing and Future 12/8/2005
Sutherland Creek Reach-1
Legend
WS 500_year_Exis_Fu
WS 100_year_Exis_Fu
WS 50_year_Exis_Fut
WS 25_year_Exis_Fut
WS 10_year_Exis_Fut
WS 5_year_Exis_Fut
WS 2_year_Exis_Fut
Ground
Elevation (ft)
6380
6360
6340
6320
3119 Sutherland Creek 6.0
3651 Sutherland Creek 7.0
4117 Sutherland Creek 8.0
3000
3200
3400
3600
3800
4000
Main Channel Distance (ft)

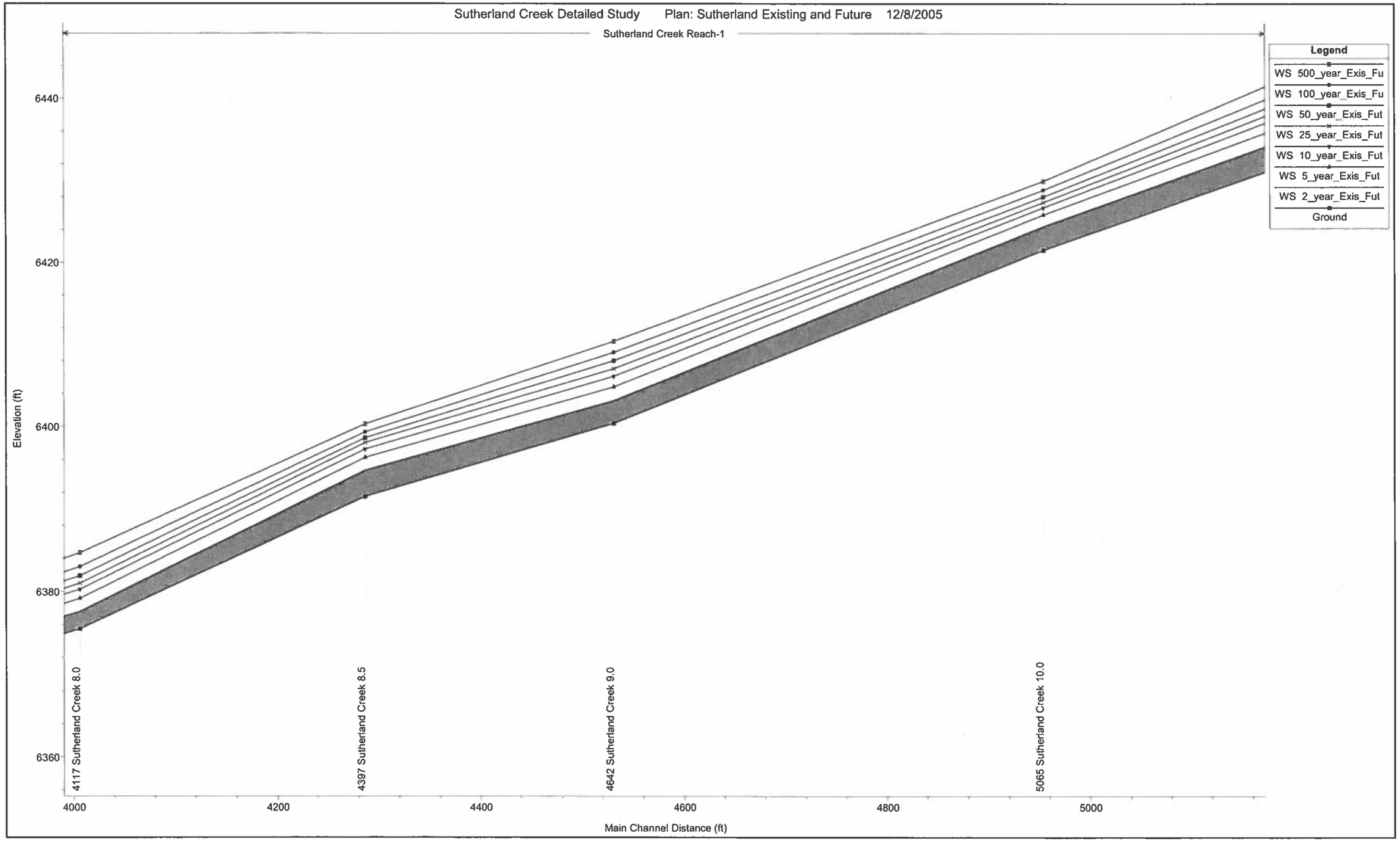
Sutherland Creek Detailed Study Plan: Sutherland Existing and Future 12/8/2005
Sutherland Creek Reach-1
Legend
WS 500_year_Exis_Fu
WS 100_year_Exis_Fu
WS 50_year_Exis_Fut
WS 25_year_Exis_Fut
WS 10_year_Exis_Fut
WS 5_year_Exis_Fut
WS 2_year_Exis_Fut
Ground
Elevation (ft)
6440
6420
6400
6380
6360
4117 Sutherland Creek 8.0
4397 Sutherland Creek 8.5
4642 Sutherland Creek 9.0
5065 Sutherland Creek 10.0
4000
4200
4400
4600
4800
5000
Main Channel Distance (ft)

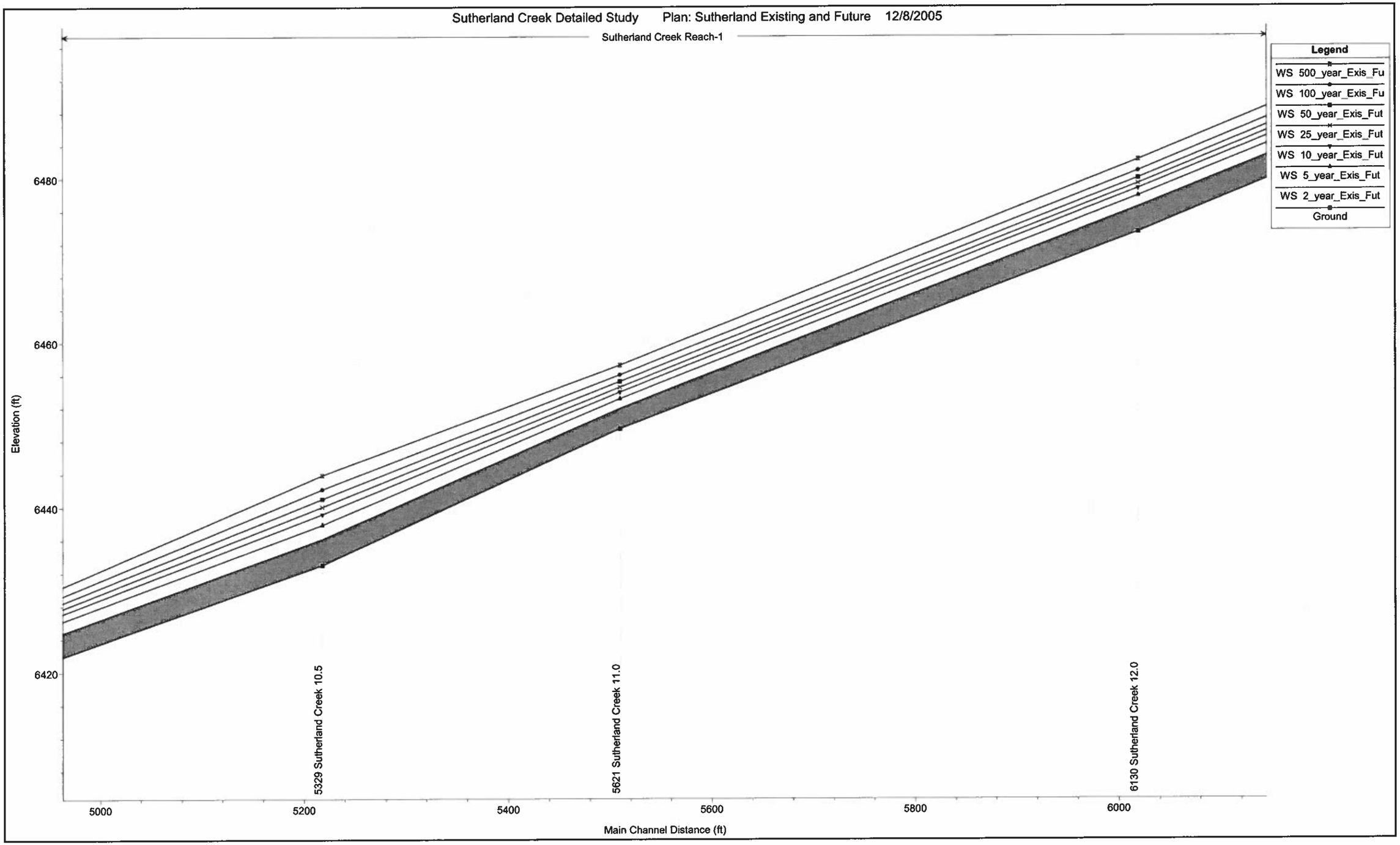
Sutherland Creek Detailed Study Plan: Sutherland Existing and Future 12/8/2005
Sutherland Creek Reach-1
Legend
WS 500_year_Exis_Fu
WS 100_year_Exis_Fu
WS 50_year_Exis_Fut
WS 25_year_Exis_Fut
WS 10_year_Exis_Fut
WS 5_year_Exis_Fut
WS 2_year_Exis_Fut
Ground
Elevation (ft)
6480
6460
6440
6420
5329 Sutherland Creek 10.5
5621 Sutherland Creek 11.0
6130 Sutherland Creek 12.0
5000
5200
5400
5600
5800
6000
Main Channel Distance (ft)

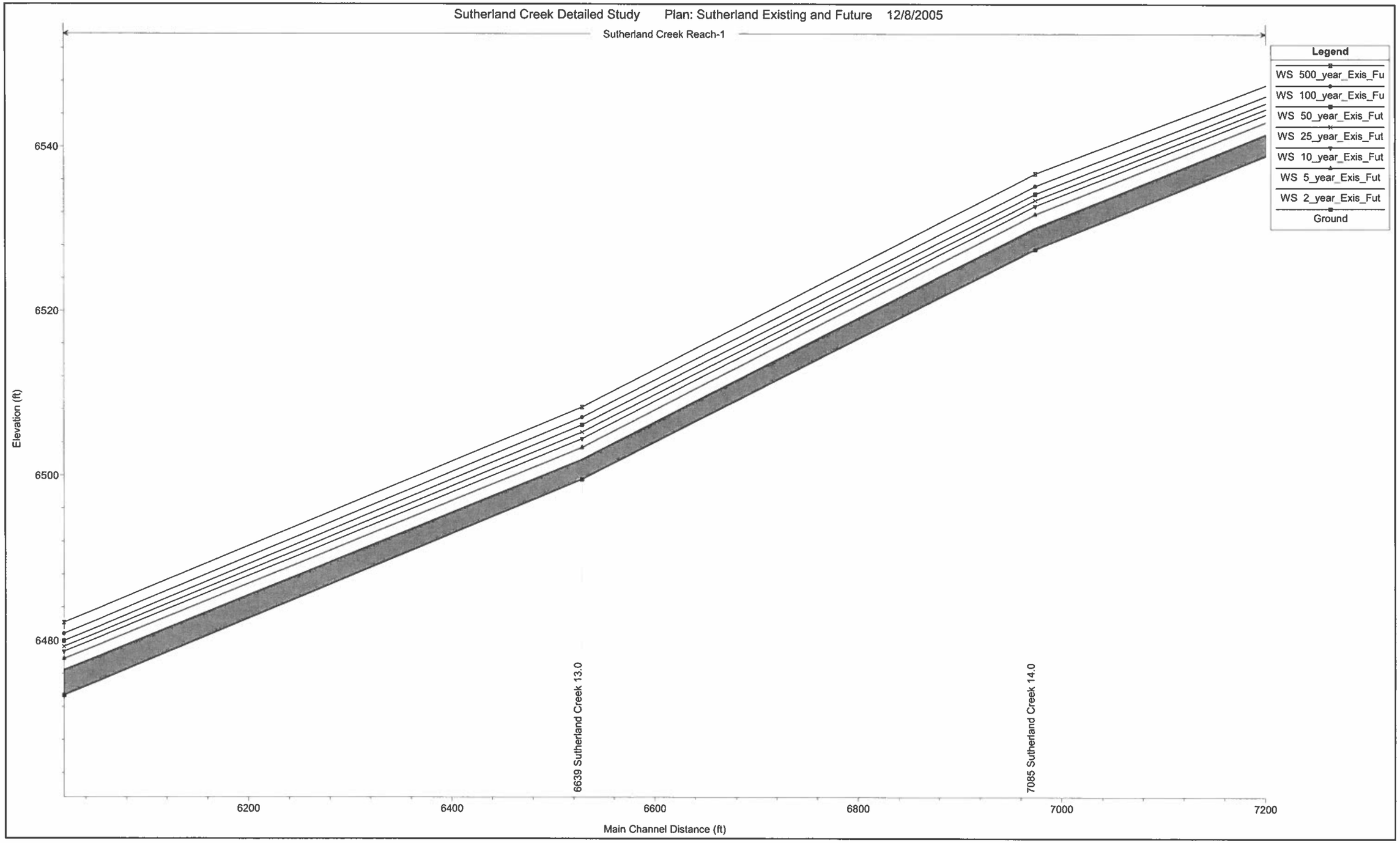
Sutherland Creek Detailed Study Plan: Sutherland Existing and Future 12/8/2005
Sutherland Creek Reach-1
Legend
WS 500_year_Exis_Fu
WS 100_year_Exis_Fu
WS 50_year_Exis_Fut
WS 25_year_Exis_Fut
WS 10_year_Exis_Fut
WS 5_year_Exis_Fut
WS 2_year_Exis_Fut
Ground
Elevation (ft)
6540
6520
6500
6480
6639 Sutherland Creek 13.0
7085 Sutherland Creek 14.0
6200
6400
6600
6800
7000
7200
Main Channel Distance (ft)

Sutherland Creek Detailed Study Plan: Sutherland Existing and Future 12/8/2005

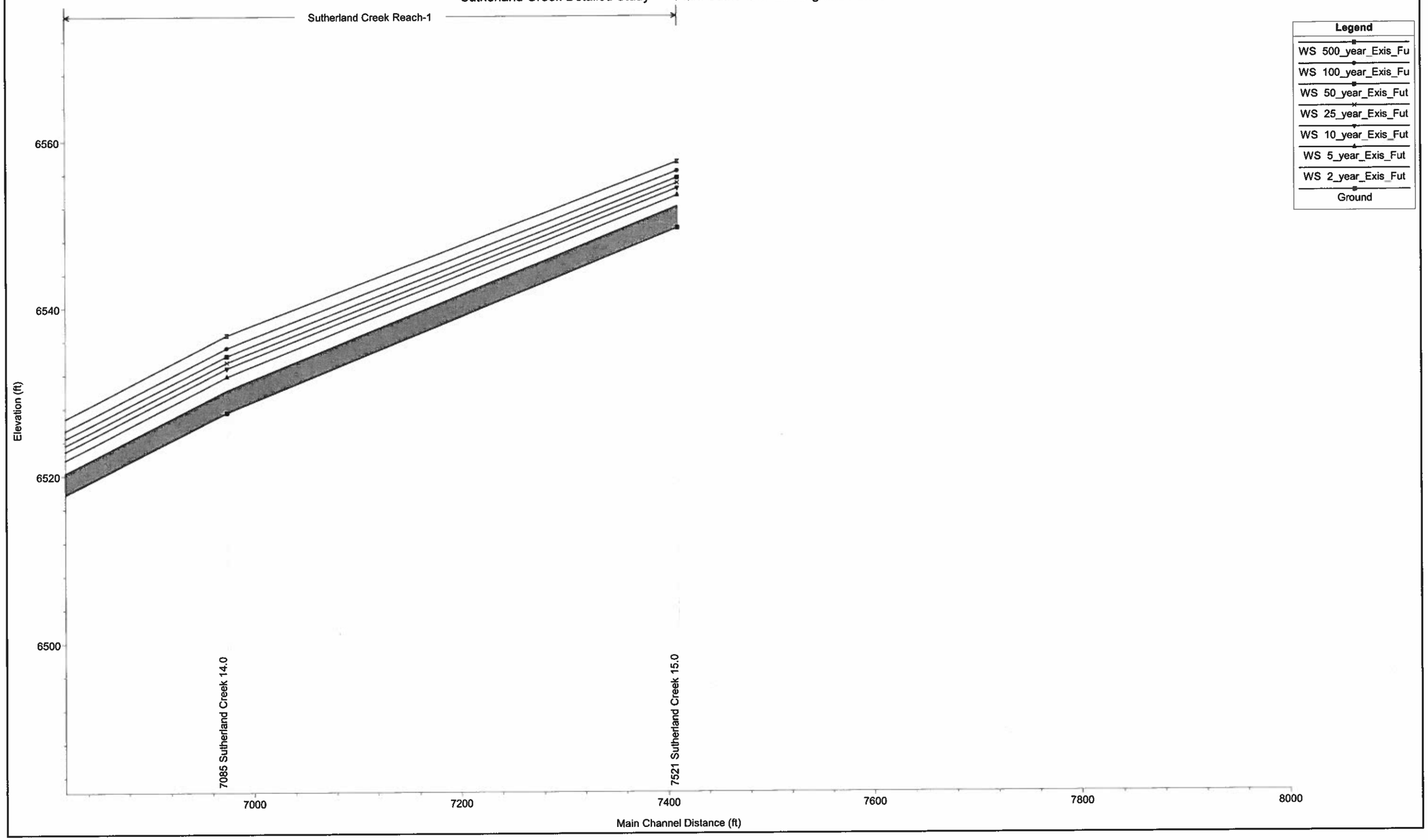

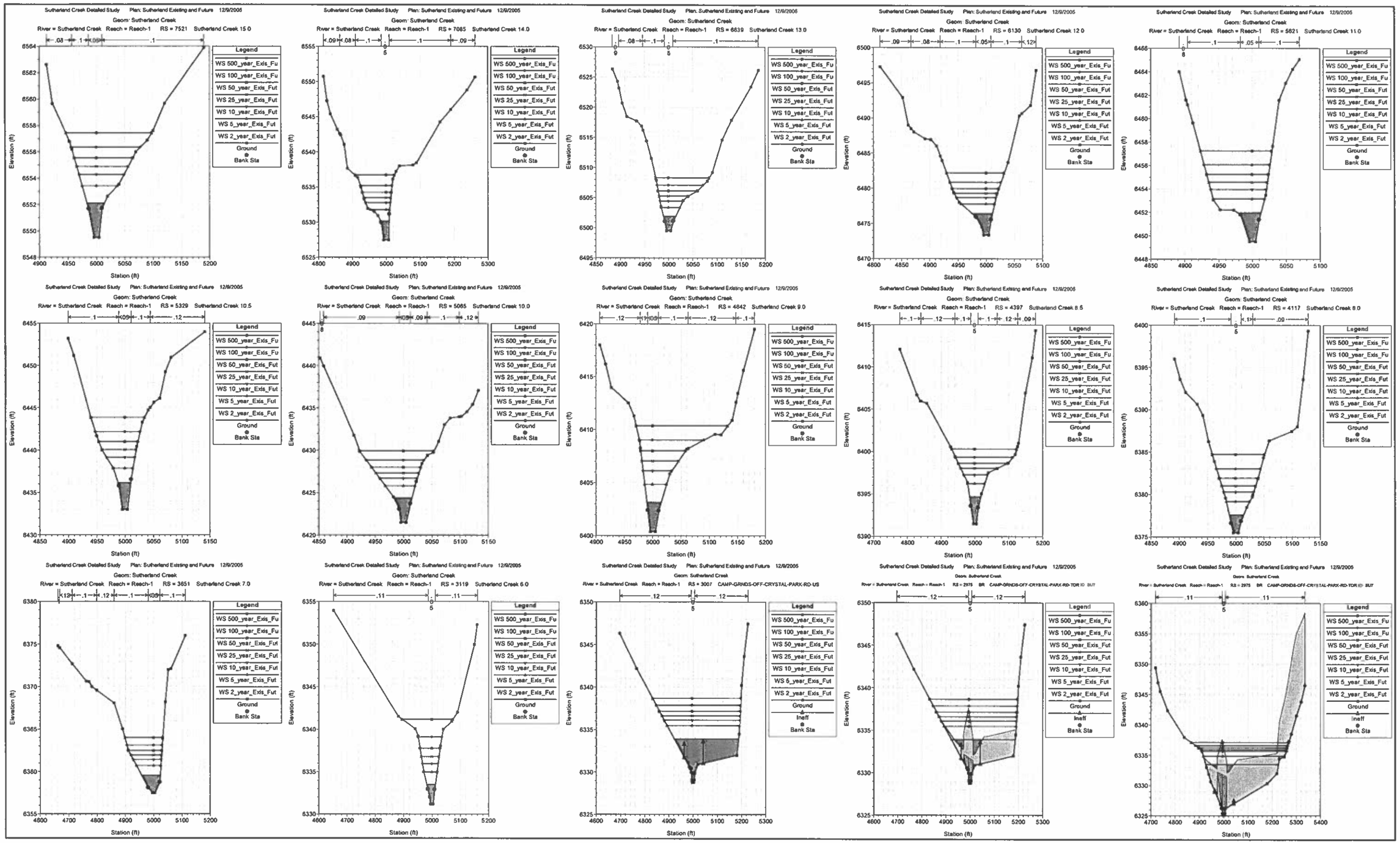
Sutherland Creek Detailed Study Plan: Sutherland Existing and Future 12/9/2005
Geom: Sutherland Creek
River = Sutherland Creek Reach = Reach-1 RS = 7521 Sutherland Creek 15.0
River = Sutherland Creek Reach = Reach-1 RS = 7085 Sutherland Creek 14.0
River = Sutherland Creek Reach = Reach-1 RS = 6639 Sutherland Creek 13.0
River = Sutherland Creek Reach = Reach-1 RS = 6130 Sutherland Creek 12.0
River = Sutherland Creek Reach = Reach-1 RS = 5621 Sutherland Creek 11.0
River = Sutherland Creek Reach = Reach-1 RS = 5329 Sutherland Creek 10.5
River = Sutherland Creek Reach = Reach-1 RS = 5085 Sutherland Creek 10.0
River = Sutherland Creek Reach = Reach-1 RS = 4642 Sutherland Creek 9.0
River = Sutherland Creek Reach = Reach-1 RS = 4397 Sutherland Creek 8.5
River = Sutherland Creek Reach = Reach-1 RS = 4117 Sutherland Creek 8.0
River = Sutherland Creek Reach = Reach-1 RS = 3651 Sutherland Creek 7.0
River = Sutherland Creek Reach = Reach-1 RS = 3119 Sutherland Creek 6.0
River = Sutherland Creek Reach = Reach-1 RS = 3007 CAMP-GRNDS-OFF-CRYSTAL-PARK-RD-US
River = Sutherland Creek Reach = Reach-1 RS = 2975 BR CAMP-GRNDS-OFF-CRYSTAL-PARK-RD-TOR ID BUT
Legend
WS 500_year_Exis_Fu
WS 100_year_Exis_Fu
WS 50_year_Exis_Fut
WS 25_year_Exis_Fut
WS 10_year_Exis_Fut
WS 5_year_Exis_Fut
WS 2_year_Exis_Fut
Ground
Ineff
Bank Sta
Elevation (ft)
Station (ft)

Sutherland Creek Detailed Study Plan: Sutherland Existing and Future 12/9/2005
Geom: Sutherland Creek
River = Sutherland Creek Reach = Reach-1 RS = 1478 BR ENT-TOWN-COUNTRY-COTTAGES-TORNID: SUN

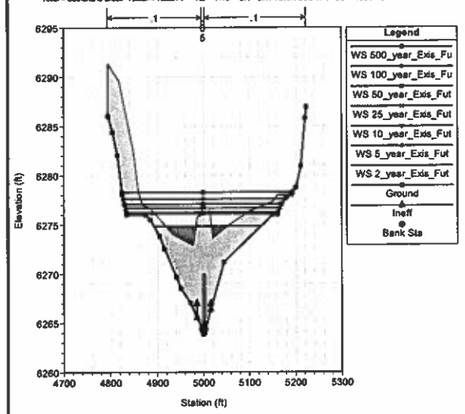

Sutherland Creek Detailed Study Plan: Sutherland Existing and Future 12/9/2005
Geom: Sutherland Creek
River = Sutherland Creek Reach = Reach-1 RS = 1450 ENT-TOWN-COUNTRY-COTTAGES-DS

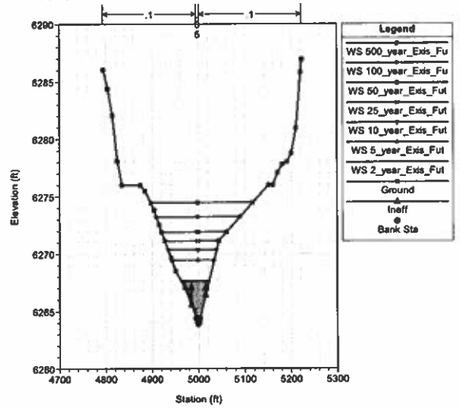

Sutherland Creek Detailed Study Plan: Sutherland Existing and Future 12/9/2005
Geom: Sutherland Creek
River = Sutherland Creek Reach = Reach-1 RS = 1304 CRYSTAL-PARK-RD-US

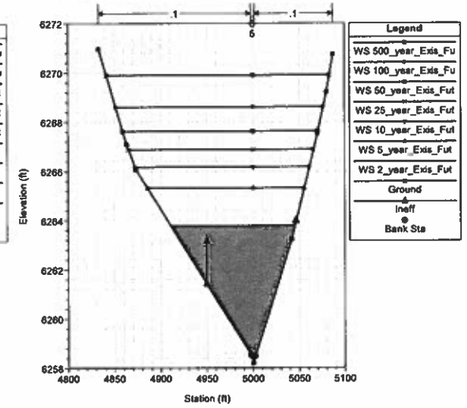

Sutherland Creek Detailed Study Plan: Sutherland Existing and Future 12/9/2005
Geom: Sutherland Creek
River = Sutherland Creek Reach = Reach-1 RS = 1243 Culv CRYSTAL-PARK-RD-TORNID: SUN

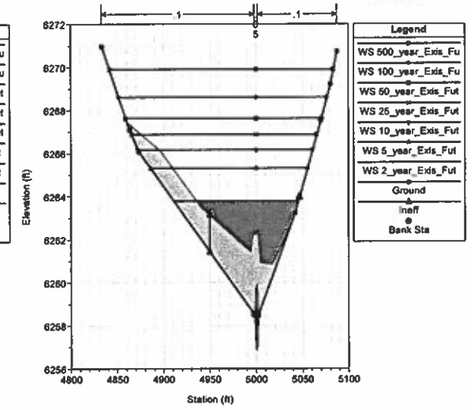

Sutherland Creek Detailed Study Plan: Sutherland Existing and Future 12/9/2005
Geom: Sutherland Creek
River = Sutherland Creek Reach = Reach-1 RS = 1243 Culv CRYSTAL-PARK-RD-TORNID: SUN

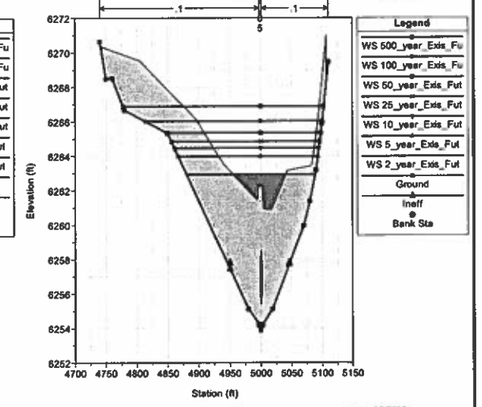

Sutherland Creek Detailed Study Plan: Sutherland Existing and Future 12/9/2005
Geom: Sutherland Creek
River = Sutherland Creek Reach = Reach-1 RS = 1193 CRYSTAL-PARK-RD-DS

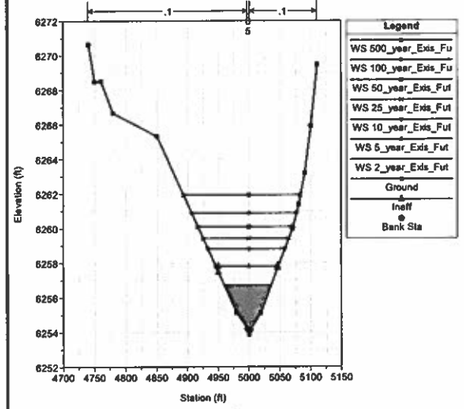

Sutherland Creek Detailed Study Plan: Sutherland Existing and Future 12/9/2005
Geom: Sutherland Creek
River = Sutherland Creek Reach = Reach-1 RS = 1114 RAMP-HYW-24-SB-US

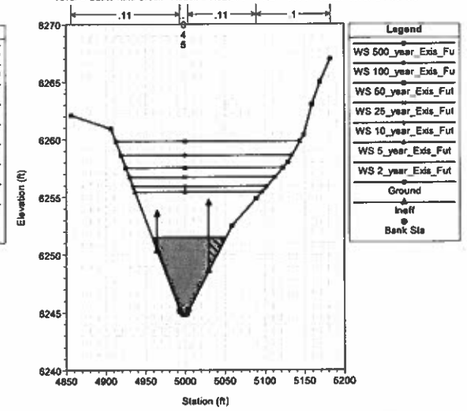

Sutherland Creek Detailed Study Plan: Sutherland Existing and Future 12/9/2005
Geom: Sutherland Creek
River = Sutherland Creek Reach = Reach-1 RS = 1047 Culv RAMP-HYW-24-SB-TORNID: SUN

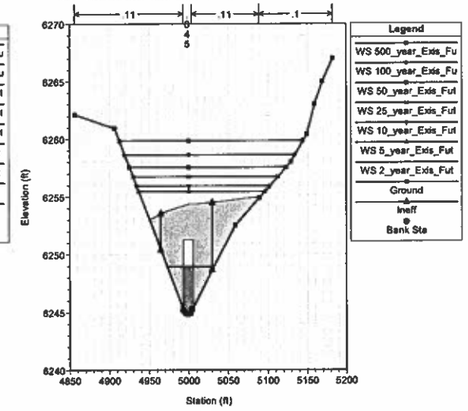

Sutherland Creek Detailed Study Plan: Sutherland Existing and Future 12/9/2005
Geom: Sutherland Creek
River = Sutherland Creek Reach = Reach-1 RS = 1047 Culv RAMP-HYW-24-SB-TORNID: SUN

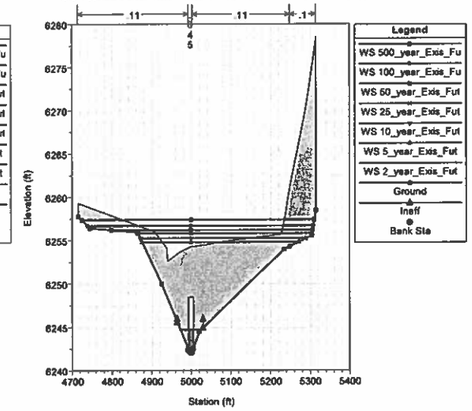

Sutherland Creek Detailed Study Plan: Sutherland Existing and Future 12/9/2005
Geom: Sutherland Creek
River = Sutherland Creek Reach = Reach-1 RS = 966 RAMP-HYW-24-SB-DS

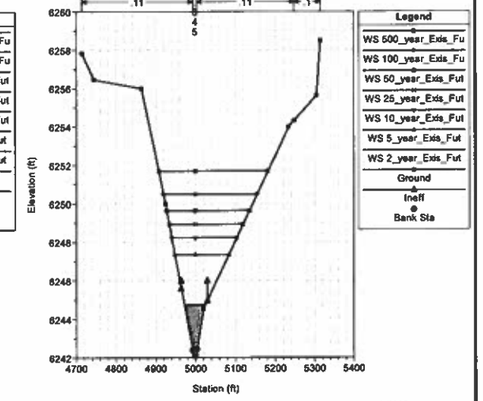

Sutherland Creek Detailed Study Plan: Sutherland Existing and Future 12/9/2005
Geom: Sutherland Creek
River = Sutherland Creek Reach = Reach-1 RS = 684 Sutherland Creek 2.0

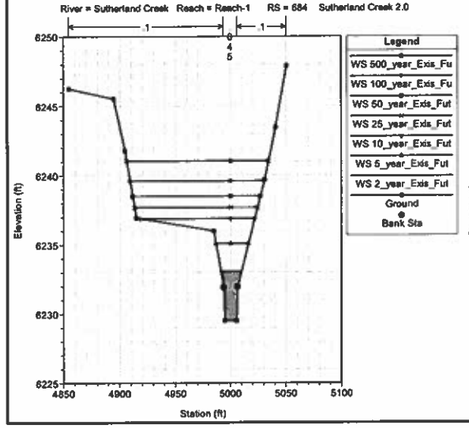

Sutherland Creek Detailed Study Plan: Sutherland Existing and Future 12/9/2005
Geom: Sutherland Creek
River = Sutherland Creek Reach = Reach-1 RS = 554 MANITOU-AVE-(SC)-US

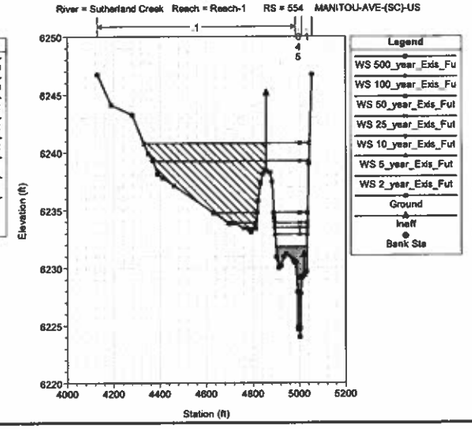

Sutherland Creek Detailed Study Plan: Sutherland Existing and Future 12/9/2005
Geom: Sutherland Creek
River = Sutherland Creek Reach = Reach-1 RS = 461 BR MANITOU-AVE-(SC)-TORNID: SUN

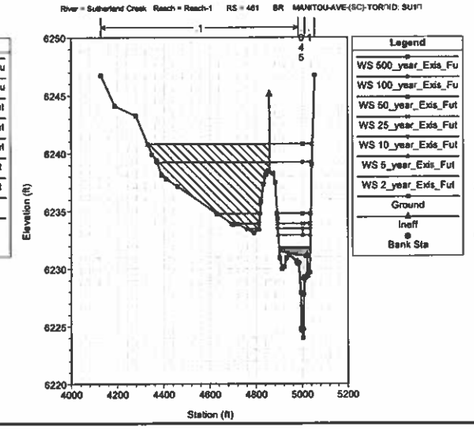

Sutherland Creek Detailed Study Plan: Sutherland Existing and Future 12/9/2005
Geom: Sutherland Creek
River = Sutherland Creek Reach = Reach-1 RS = 461 BR MANITOU-AVE-(SC)-TORNID: SUN

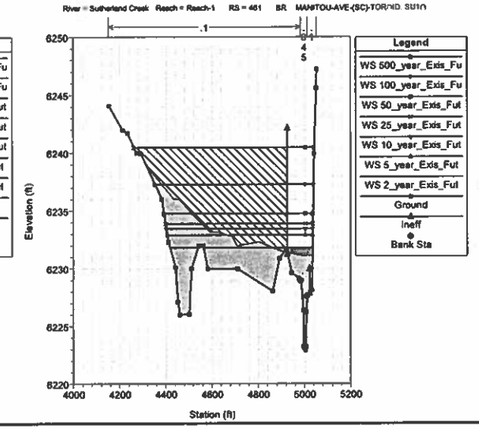

Sutherland Creek Detailed Study Plan: Sutherland Existing and Future 12/9/2005
Geom: Sutherland Creek
River = Sutherland Creek Reach = Reach-1 RS = 371 MANITOU-AVE-(SC)-DS

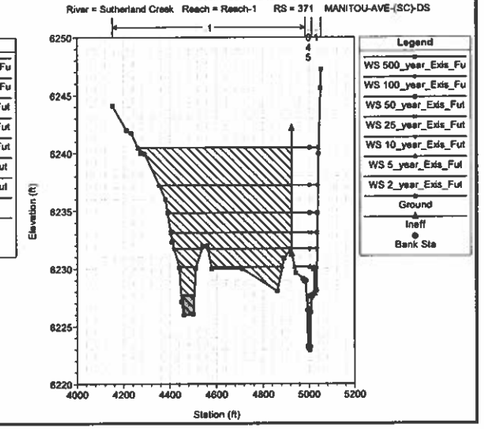

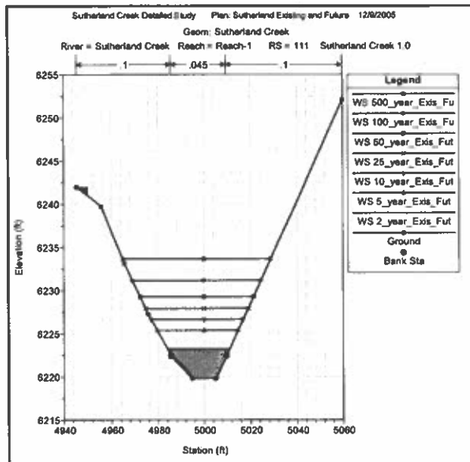
Sutherland Creek Detailed Study Plan: Sutherland Existing and Future 12/8/2005
Geom: Sutherland Creek
River = Sutherland Creek Reach = Reach-1 RS = 111 Sutherland Creek 1.0
.1
.045
.1
Legend
WS 500_year_Exis_Fu
WS 100_year_Exis_Fu
WS 50_year_Exis_Fut
WS 25_year_Exis_Fut
WS 10_year_Exis_Fut
WS 5_year_Exis_Fut
WS 2_year_Exis_Fut
Ground
Bank Sta
Elevation (ft)
6255
6250
6245
6240
6235
6230
6225
6220
6215
4940
4960
4980
5000
5020
5040
5060
Station (ft)

HEC-RAS Plan: SuExFu River: Sutherland Creek Reach: Reach-1

Reach	River Sta	Profile	Q Total	Min Ch El	W.S. Elev	Crit W.S.	E.G. Elev	E.G. Slope	Vel Chnl	Flow Area	Top Width	Froude # Chl
			(cfs)	(ft)	(ft)	(ft)	(ft)	(ft/ft)	(ft/s)	(sq ft)	(ft)	
Reach-1	7521	2_year_Exis_Fut	510.00	6549.50	6552.10	6552.65	6553.99	0.060058	11.04	47.45	31.00	1.40
Reach-1	7521	5_year_Exis_Fut	1300.00	6549.50	6553.42	6554.59	6556.96	0.060062	15.63	106.76	62.88	1.53
Reach-1	7521	10_year_Exis_Fut	2100.00	6549.50	6554.28	6555.74	6558.78	0.060048	18.31	169.17	80.24	1.59
Reach-1	7521	25_year_Exis_Fut	2800.00	6549.50	6554.89	6556.59	6560.01	0.060015	20.06	221.01	91.55	1.63
Reach-1	7521	50_year_Exis_Fut	3700.00	6549.50	6555.54	6557.55	6561.31	0.060037	21.88	284.87	103.81	1.67
Reach-1	7521	100_year_Exis_Fu	5000.00	6549.50	6556.35	6558.48	6562.89	0.060076	24.02	375.06	122.54	1.71
Reach-1	7521	500_year_Exis_Fu	7300.00	6549.50	6557.45	6559.70	6564.91	0.060100	26.82	527.15	152.24	1.75
Reach-1	7085	2_year_Exis_Fut	510.00	6527.50	6530.15	6530.43	6531.68	0.043731	9.93	51.49	24.91	1.18
Reach-1	7085	5_year_Exis_Fut	1300.00	6527.50	6531.79	6532.73	6534.69	0.043273	13.93	110.51	56.72	1.26
Reach-1	7085	10_year_Exis_Fut	2100.00	6527.50	6532.80	6533.94	6536.48	0.043222	16.30	178.93	73.26	1.31
Reach-1	7085	25_year_Exis_Fut	2800.00	6527.50	6533.49	6534.79	6537.67	0.043226	17.85	232.20	79.59	1.34
Reach-1	7085	50_year_Exis_Fut	3700.00	6527.50	6534.26	6535.76	6538.95	0.043113	19.44	295.37	85.51	1.37
Reach-1	7085	100_year_Exis_Fu	5000.00	6527.50	6535.21	6537.26	6540.55	0.042883	21.32	380.55	93.17	1.40
Reach-1	7085	500_year_Exis_Fu	7300.00	6527.50	6536.73	6539.10	6542.97	0.041473	23.82	534.97	116.85	1.42
Reach-1	6639	2_year_Exis_Fut	510.00	6499.50	6501.92	6502.83	6504.81	0.087268	13.75	39.69	25.83	1.71
Reach-1	6639	5_year_Exis_Fut	1300.00	6499.50	6503.35	6504.99	6508.57	0.081960	19.07	85.90	38.60	1.81
Reach-1	6639	10_year_Exis_Fut	2100.00	6499.50	6504.43	6506.76	6511.03	0.076699	22.09	132.10	47.48	1.83
Reach-1	6639	25_year_Exis_Fut	2800.00	6499.50	6505.25	6507.78	6512.77	0.072527	24.00	176.11	60.68	1.83
Reach-1	6639	50_year_Exis_Fut	3700.00	6499.50	6506.12	6508.69	6514.53	0.069442	25.97	238.13	81.79	1.84
Reach-1	6639	100_year_Exis_Fu	5000.00	6499.50	6507.04	6509.86	6516.32	0.068439	28.27	319.63	95.29	1.86
Reach-1	6639	500_year_Exis_Fu	7300.00	6499.50	6508.27	6511.37	6518.94	0.069712	31.72	447.32	110.67	1.93
Reach-1	6130	2_year_Exis_Fut	510.00	6473.38	6476.44	6476.61	6477.68	0.034810	8.96	59.19	35.91	1.09
Reach-1	6130	5_year_Exis_Fut	1300.00	6473.38	6477.80	6478.51	6480.28	0.038195	13.07	123.82	59.11	1.23
Reach-1	6130	10_year_Exis_Fut	2100.00	6473.38	6478.69	6479.75	6482.13	0.041263	15.81	181.73	69.72	1.33
Reach-1	6130	25_year_Exis_Fut	2800.00	6473.38	6479.30	6480.61	6483.49	0.043920	17.78	225.75	75.82	1.41
Reach-1	6130	50_year_Exis_Fut	3700.00	6473.38	6479.97	6481.54	6485.00	0.046148	19.84	278.97	82.26	1.47
Reach-1	6130	100_year_Exis_Fu	5000.00	6473.38	6480.85	6482.72	6486.77	0.046776	22.00	355.09	90.09	1.52
Reach-1	6130	500_year_Exis_Fu	7300.00	6473.38	6482.21	6484.68	6489.29	0.046149	24.79	485.70	102.15	1.56
Reach-1	5621	2_year_Exis_Fut	510.00	6449.50	6451.96	6452.60	6453.78	0.066358	10.86	47.89	33.57	1.46
Reach-1	5621	5_year_Exis_Fut	1300.00	6449.50	6453.14	6454.07	6456.14	0.060182	14.66	121.46	76.02	1.52
Reach-1	5621	10_year_Exis_Fut	2100.00	6449.50	6453.96	6455.08	6457.58	0.057007	16.81	185.95	82.44	1.54
Reach-1	5621	25_year_Exis_Fut	2800.00	6449.50	6454.56	6455.78	6458.61	0.054537	18.19	237.34	86.66	1.54
Reach-1	5621	50_year_Exis_Fut	3700.00	6449.50	6455.24	6456.62	6459.79	0.052656	19.71	297.98	91.39	1.55
Reach-1	5621	100_year_Exis_Fu	5000.00	6449.50	6456.06	6457.67	6461.38	0.052553	21.76	374.57	97.03	1.59
Reach-1	5621	500_year_Exis_Fu	7300.00	6449.50	6457.24	6459.28	6463.86	0.053654	24.87	494.03	105.24	1.66
Reach-1	5329	2_year_Exis_Fut	510.00	6433.00	6436.16	6436.54	6437.90	0.045271	10.58	48.48	22.50	1.23
Reach-1	5329	5_year_Exis_Fut	1300.00	6433.00	6437.88	6438.87	6441.20	0.043844	14.63	97.88	35.06	1.32
Reach-1	5329	10_year_Exis_Fut	2100.00	6433.00	6439.17	6440.57	6443.51	0.040908	17.30	152.77	50.48	1.33
Reach-1	5329	25_year_Exis_Fut	2800.00	6433.00	6440.06	6441.67	6445.04	0.039513	18.89	202.88	60.97	1.35
Reach-1	5329	50_year_Exis_Fut	3700.00	6433.00	6441.01	6442.81	6446.61	0.038510	20.52	264.44	69.50	1.36
Reach-1	5329	100_year_Exis_Fu	5000.00	6433.00	6442.18	6444.17	6448.46	0.037231	22.35	351.96	79.89	1.37
Reach-1	5329	500_year_Exis_Fu	7300.00	6433.00	6443.87	6446.36	6451.10	0.035963	24.88	499.51	95.70	1.39
Reach-1	5065	2_year_Exis_Fut	510.00	6421.50	6424.39	6424.83	6426.10	0.044031	10.68	52.99	31.67	1.23
Reach-1	5065	5_year_Exis_Fut	1300.00	6421.50	6425.82	6426.88	6429.08	0.048045	15.38	113.02	52.68	1.40
Reach-1	5065	10_year_Exis_Fut	2100.00	6421.50	6426.71	6428.21	6431.21	0.053354	18.65	165.78	66.29	1.53
Reach-1	5065	25_year_Exis_Fut	2800.00	6421.50	6427.33	6429.08	6432.67	0.056029	20.79	210.19	76.15	1.60
Reach-1	5065	50_year_Exis_Fut	3700.00	6421.50	6428.01	6430.24	6434.20	0.058135	22.96	265.51	86.88	1.66
Reach-1	5065	100_year_Exis_Fu	5000.00	6421.50	6428.84	6431.19	6436.04	0.060261	25.49	343.08	102.05	1.73
Reach-1	5065	500_year_Exis_Fu	7300.00	6421.50	6429.93	6432.48	6438.56	0.064104	29.06	470.23	131.61	1.83
Reach-1	4642	2_year_Exis_Fut	510.00	6400.38	6403.15	6403.74	6405.25	0.055414	11.66	45.78	25.59	1.37
Reach-1	4642	5_year_Exis_Fut	1300.00	6400.38	6404.84	6405.85	6408.52	0.048947	15.93	100.16	39.01	1.42
Reach-1	4642	10_year_Exis_Fut	2100.00	6400.38	6406.13	6407.71	6410.74	0.044060	18.28	157.65	51.48	1.41
Reach-1	4642	25_year_Exis_Fut	2800.00	6400.38	6407.05	6409.04	6412.26	0.041820	19.84	211.38	65.40	1.41
Reach-1	4642	50_year_Exis_Fut	3700.00	6400.38	6408.01	6410.10	6413.79	0.040227	21.44	281.17	79.94	1.42
Reach-1	4642	100_year_Exis_Fu	5000.00	6400.38	6409.03	6411.18	6415.34	0.039601	23.26	378.87	114.86	1.44
Reach-1	4642	500_year_Exis_Fu	7300.00	6400.38	6410.38	6412.55	6417.17	0.039040	25.59	571.67	162.42	1.47
Reach-1	4397	2_year_Exis_Fut	510.00	6391.50	6394.68	6394.73	6395.90	0.026527	8.96	62.66	33.07	0.98
Reach-1	4397	5_year_Exis_Fut	1300.00	6391.50	6396.24	6396.86	6398.74	0.031029	13.27	127.52	50.81	1.15
Reach-1	4397	10_year_Exis_Fut	2100.00	6391.50	6397.26	6398.80	6400.84	0.035002	16.30	188.24	69.88	1.26
Reach-1	4397	25_year_Exis_Fut	2800.00	6391.50	6398.04	6399.63	6402.42	0.038751	18.33	254.39	108.15	1.32
Reach-1	4397	50_year_Exis_Fut	3700.00	6391.50	6398.62	6400.32	6403.72	0.040367	20.46	328.83	145.31	1.41
Reach-1	4397	100_year_Exis_Fu	5000.00	6391.50	6399.34	6401.15	6405.05	0.042991	22.63	442.42	169.98	1.48
Reach-1	4397	500_year_Exis_Fu	7300.00	6391.50	6400.31	6402.30	6406.69	0.045875	25.41	619.00	192.90	1.56
Reach-1	4117	2_year_Exis_Fut	510.00	6375.50	6377.61	6378.78	6381.44	0.133147	15.85	34.85	25.35	2.08
Reach-1	4117	5_year_Exis_Fut	1300.00	6375.50	6379.18	6380.89	6384.66	0.089856	19.76	86.77	41.66	1.90
Reach-1	4117	10_year_Exis_Fut	2100.00	6375.50	6380.30	6382.28	6386.62	0.076377	22.05	140.35	53.55	1.83
Reach-1	4117	25_year_Exis_Fut	2800.00	6375.50	6381.02	6383.20	6388.06	0.073174	23.85	181.72	60.33	1.84
Reach-1	4117	50_year_Exis_Fut	3700.00	6375.50	6381.93	6384.28	6389.30	0.065570	25.11	240.02	68.70	1.79
Reach-1	4117	100_year_Exis_Fu	5000.00	6375.50	6383.04	6385.58	6390.83	0.059029	26.63	321.75	78.32	1.75
Reach-1	4117	500_year_Exis_Fu	7300.00	6375.50	6384.72	6388.03	6392.95	0.051195	28.52	465.83	92.96	1.68

HEC-RAS Plan: SuExFu River: Sutherland Creek Reach: Reach-1 (Continued)

Reach	River Sta	Profile	Q Total	Min Ch El	W.S. Elev	Crit W.S.	E.G. Elev	E.G. Slope	Vel Chnl	Flow Area	Top Width	Froude # Chl
			(cfs)	(ft)	(ft)	(ft)	(ft)	(ft/ft)	(ft/s)	(sq ft)	(ft)	
Reach-1	3651	2_year_Exis_Fut	510.00	6357.50	6359.55	6359.55	6360.29	0.029104	7.13	83.42	64.11	0.97
Reach-1	3651	5_year_Exis_Fut	1300.00	6357.50	6360.73	6360.86	6362.08	0.027668	9.93	171.54	85.23	1.04
Reach-1	3651	10_year_Exis_Fut	2100.00	6357.50	6361.44	6361.84	6363.45	0.031750	12.33	236.37	97.90	1.15
Reach-1	3651	25_year_Exis_Fut	2800.00	6357.50	6361.97	6362.62	6364.46	0.033568	13.90	290.43	107.33	1.21
Reach-1	3651	50_year_Exis_Fut	3700.00	6357.50	6362.50	6363.35	6365.62	0.036725	15.78	350.20	116.87	1.29
Reach-1	3651	100_year_Exis_Fu	5000.00	6357.50	6363.12	6364.25	6367.08	0.040555	18.05	425.40	123.34	1.39
Reach-1	3651	500_year_Exis_Fu	7300.00	6357.50	6364.02	6365.62	6369.39	0.046414	21.44	539.65	132.28	1.53
Reach-1	3119	2_year_Exis_Fut	520.00	6331.19	6333.50	6334.20	6335.79	0.081202	12.18	44.16	30.35	1.62
Reach-1	3119	5_year_Exis_Fut	1400.00	6331.19	6334.96	6336.28	6339.18	0.070277	16.96	100.37	46.65	1.67
Reach-1	3119	10_year_Exis_Fut	2100.00	6331.19	6335.95	6337.47	6340.76	0.058539	18.52	150.91	55.30	1.59
Reach-1	3119	25_year_Exis_Fut	2800.00	6331.19	6336.79	6338.45	6342.09	0.052606	19.81	200.08	62.52	1.55
Reach-1	3119	50_year_Exis_Fut	3700.00	6331.19	6337.77	6339.48	6343.48	0.046414	20.95	265.78	71.04	1.50
Reach-1	3119	100_year_Exis_Fu	5100.00	6331.19	6339.11	6339.96	6345.30	0.040504	22.37	369.17	83.89	1.45
Reach-1	3119	500_year_Exis_Fu	7300.00	6331.19	6341.18	6343.62	6348.16	0.034118	24.24	616.25	180.29	1.39
Reach-1	3007	2_year_Exis_Fut	520.00	6328.78	6333.94	6332.15	6333.97	0.000794	2.34	650.64	265.08	0.19
Reach-1	3007	5_year_Exis_Fut	1400.00	6328.78	6335.51	6333.62	6335.57	0.001336	3.66	1092.61	298.76	0.25
Reach-1	3007	10_year_Exis_Fut	2100.00	6328.78	6336.13	6333.62	6336.22	0.001907	4.64	1281.70	311.59	0.31
Reach-1	3007	25_year_Exis_Fut	2800.00	6328.78	6336.63	6333.88	6336.76	0.002430	5.49	1440.71	321.97	0.35
Reach-1	3007	50_year_Exis_Fut	3700.00	6328.78	6337.16	6334.28	6337.36	0.003036	6.43	1621.02	333.36	0.40
Reach-1	3007	100_year_Exis_Fu	5100.00	6328.78	6337.90	6334.86	6338.15	0.003861	7.67	1867.67	348.33	0.45
Reach-1	3007	500_year_Exis_Fu	7300.00	6328.78	6338.70	6335.63	6339.07	0.005309	9.53	2151.28	364.79	0.54
Reach-1	2975		Bridge									
Reach-1	2942	2_year_Exis_Fut	520.00	6325.09	6328.21	6328.21	6328.86	0.018929	8.15	147.51	120.49	0.84
Reach-1	2942	5_year_Exis_Fut	1400.00	6325.09	6329.20	6329.20	6330.42	0.030069	12.53	291.71	172.54	1.12
Reach-1	2942	10_year_Exis_Fut	2100.00	6325.09	6330.14	6330.14	6331.13	0.022105	12.34	477.19	222.07	0.99
Reach-1	2942	25_year_Exis_Fut	2800.00	6325.09	6330.67	6330.67	6331.71	0.022120	13.23	600.86	243.03	1.01
Reach-1	2942	50_year_Exis_Fut	3700.00	6325.09	6331.14	6331.14	6332.33	0.024223	14.64	718.02	256.84	1.07
Reach-1	2942	100_year_Exis_Fu	5100.00	6325.09	6331.73	6331.73	6333.16	0.027195	16.55	876.26	274.40	1.15
Reach-1	2942	500_year_Exis_Fu	7300.00	6325.09	6332.66	6332.66	6334.19	0.026697	17.93	1139.41	291.32	1.16
Reach-1	2603	2_year_Exis_Fut	520.00	6312.31	6319.20	6316.55	6319.35	0.001631	3.50	299.08	199.62	0.27
Reach-1	2603	5_year_Exis_Fut	1400.00	6312.31	6320.44	6319.41	6320.75	0.003277	5.70	574.08	240.82	0.39
Reach-1	2603	10_year_Exis_Fut	2100.00	6312.31	6321.05	6320.05	6321.46	0.004299	6.94	726.56	258.23	0.46
Reach-1	2603	25_year_Exis_Fut	2800.00	6312.31	6321.65	6320.56	6322.11	0.004731	7.68	886.02	272.60	0.49
Reach-1	2603	50_year_Exis_Fut	3700.00	6312.31	6322.32	6321.10	6322.84	0.005075	8.41	1073.12	284.30	0.51
Reach-1	2603	100_year_Exis_Fu	5100.00	6312.31	6323.23	6321.80	6323.81	0.005348	9.24	1338.06	296.32	0.53
Reach-1	2603	500_year_Exis_Fu	7300.00	6312.31	6324.48	6322.64	6325.13	0.005530	10.22	1717.68	312.74	0.55
Reach-1	2566		Culvert									
Reach-1	2530	2_year_Exis_Fut	520.00	6308.61	6312.85	6312.85	6314.05	0.026052	8.83	61.83	28.58	0.98
Reach-1	2530	5_year_Exis_Fut	1400.00	6308.61	6315.52	6315.52	6316.36	0.009863	8.62	364.22	216.40	0.66
Reach-1	2530	10_year_Exis_Fut	2100.00	6308.61	6316.12	6316.12	6317.12	0.011528	10.01	496.63	222.39	0.73
Reach-1	2530	25_year_Exis_Fut	2800.00	6308.61	6316.61	6316.61	6317.74	0.012826	11.14	606.52	227.24	0.78
Reach-1	2530	50_year_Exis_Fut	3700.00	6308.61	6317.13	6317.13	6318.44	0.014472	12.46	725.31	234.63	0.84
Reach-1	2530	100_year_Exis_Fu	5100.00	6308.61	6317.75	6317.75	6319.38	0.017254	14.41	874.68	246.06	0.93
Reach-1	2530	500_year_Exis_Fu	7300.00	6308.61	6318.79	6318.79	6320.59	0.017655	15.89	1140.03	259.82	0.96
Reach-1	2352	2_year_Exis_Fut	520.00	6303.50	6306.29	6306.72	6307.75	0.049292	9.73	55.62	44.99	1.26
Reach-1	2352	5_year_Exis_Fut	1400.00	6303.50	6307.10	6308.42	6311.34	0.093933	17.09	110.27	90.26	1.85
Reach-1	2352	10_year_Exis_Fut	2100.00	6303.50	6307.88	6309.31	6312.00	0.071692	17.74	198.54	134.90	1.68
Reach-1	2352	25_year_Exis_Fut	2800.00	6303.50	6308.48	6309.78	6312.53	0.062371	18.39	288.99	170.45	1.61
Reach-1	2352	50_year_Exis_Fut	3700.00	6303.50	6309.08	6310.29	6313.10	0.055998	19.14	404.47	206.85	1.56
Reach-1	2352	100_year_Exis_Fu	5100.00	6303.50	6309.76	6310.97	6313.74	0.051878	20.16	545.85	211.58	1.54
Reach-1	2352	500_year_Exis_Fu	7300.00	6303.50	6310.60	6311.89	6314.88	0.050767	21.98	725.17	217.44	1.56
Reach-1	2146	2_year_Exis_Fut	520.00	6293.50	6297.30	6296.75	6298.11	0.014514	7.21	74.61	29.81	0.73
Reach-1	2146	5_year_Exis_Fut	1400.00	6293.50	6298.71	6299.09	6301.21	0.027792	12.89	122.64	38.48	1.08
Reach-1	2146	10_year_Exis_Fut	2100.00	6293.50	6299.86	6300.78	6303.15	0.027258	14.92	174.14	53.65	1.11
Reach-1	2146	25_year_Exis_Fut	2800.00	6293.50	6300.94	6302.45	6304.65	0.025281	16.14	246.29	83.71	1.10
Reach-1	2146	50_year_Exis_Fut	3700.00	6293.50	6302.09	6303.53	6306.04	0.023029	17.14	382.48	163.01	1.08
Reach-1	2146	100_year_Exis_Fu	5100.00	6293.50	6303.22	6304.50	6307.15	0.021572	18.16	594.70	208.72	1.07
Reach-1	2146	500_year_Exis_Fu	7300.00	6293.50	6304.48	6305.83	6308.40	0.020800	19.47	871.48	231.21	1.08
Reach-1	2028	2_year_Exis_Fut	520.00	6288.23	6297.61	6291.82	6297.62	0.000252	1.95	859.82	194.01	0.11
Reach-1	2028	5_year_Exis_Fut	1400.00	6288.23	6298.93	6293.73	6298.97	0.000904	4.03	1140.41	229.98	0.22
Reach-1	2028	10_year_Exis_Fut	2100.00	6288.23	6299.61	6294.91	6299.67	0.001462	5.34	1301.98	249.17	0.28
Reach-1	2028	25_year_Exis_Fut	2800.00	6288.23	6300.18	6295.99	6300.27	0.002097	6.62	1450.54	278.91	0.34
Reach-1	2028	50_year_Exis_Fut	3700.00	6288.23	6300.75	6296.62	6300.89	0.003053	8.24	1626.72	326.10	0.41
Reach-1	2028	100_year_Exis_Fu	5100.00	6288.23	6301.48	6296.62	6301.67	0.004473	10.36	1886.28	388.89	0.51
Reach-1	2028	500_year_Exis_Fu	7300.00	6288.23	6302.45	6297.34	6302.70	0.005350	11.89	2275.34	408.78	0.56
Reach-1	1993		Culvert									

HEC-RAS Plan: SuExFu River: Sutherland Creek Reach: Reach-1 (Continued)

Reach	River Sta	Profile	Q Total	Min Ch El	W.S. Elev	Crit W.S.	E.G. Elev	E.G. Slope	Vel Chnl	Flow Area	Top Width	Froude # Chl
			(cfs)	(ft)	(ft)	(ft)	(ft)	(ft/ft)	(ft/s)	(sq ft)	(ft)	
Reach-1	1949	2_year_Exis_Fut	520.00	6287.71	6291.37	6291.37	6292.11	0.044549	13.44	115.37	69.74	1.28
Reach-1	1949	5_year_Exis_Fut	1400.00	6287.71	6292.82	6292.82	6293.90	0.050259	18.06	238.65	100.40	1.44
Reach-1	1949	10_year_Exis_Fut	2100.00	6287.71	6293.60	6293.60	6294.84	0.051975	20.28	322.40	116.72	1.50
Reach-1	1949	25_year_Exis_Fut	2800.00	6287.71	6294.22	6294.22	6295.61	0.052850	21.91	399.87	130.00	1.54
Reach-1	1949	50_year_Exis_Fut	3700.00	6287.71	6294.90	6294.90	6296.43	0.053491	23.81	493.12	144.38	1.58
Reach-1	1949	100_year_Exis_Fu	5100.00	6287.71	6295.74	6295.74	6297.49	0.055716	25.99	620.88	162.02	1.64
Reach-1	1949	500_year_Exis_Fu	7300.00	6287.71	6296.45	6296.45	6298.90	0.071850	31.27	741.16	177.03	1.89
Reach-1	1767	2_year_Exis_Fut	520.00	6277.50	6279.69	6280.19	6281.45	0.075034	10.66	48.98	33.79	1.52
Reach-1	1767	5_year_Exis_Fut	1400.00	6277.50	6281.23	6282.06	6284.18	0.050421	13.93	109.97	45.46	1.40
Reach-1	1767	10_year_Exis_Fut	2100.00	6277.50	6282.24	6283.16	6285.72	0.041735	15.33	159.08	51.56	1.34
Reach-1	1767	25_year_Exis_Fut	2800.00	6277.50	6283.16	6284.14	6287.01	0.035864	16.28	209.03	56.69	1.28
Reach-1	1767	50_year_Exis_Fut	3700.00	6277.50	6284.27	6285.26	6288.44	0.030424	17.15	275.40	62.87	1.22
Reach-1	1767	100_year_Exis_Fu	5100.00	6277.50	6285.93	6286.73	6290.33	0.024078	17.91	366.97	71.86	1.13
Reach-1	1767	500_year_Exis_Fu	7300.00	6277.50	6288.98	6290.46	6293.16	0.015301	17.81	832.23	346.21	0.95
Reach-1	1610	2_year_Exis_Fut	520.00	6270.40	6275.35	6275.44	6276.72	0.015561	9.75	75.18	45.56	0.90
Reach-1	1610	5_year_Exis_Fut	1400.00	6270.40	6277.06	6277.75	6279.34	0.019370	14.06	225.40	115.28	1.07
Reach-1	1610	10_year_Exis_Fut	2100.00	6270.40	6277.68	6278.45	6280.66	0.024350	16.94	297.53	120.91	1.22
Reach-1	1610	25_year_Exis_Fut	2800.00	6270.40	6278.12	6279.46	6281.87	0.029888	19.61	351.68	124.97	1.36
Reach-1	1610	50_year_Exis_Fut	3700.00	6270.40	6278.74	6280.70	6283.35	0.033971	22.32	433.89	146.24	1.48
Reach-1	1610	100_year_Exis_Fu	5100.00	6270.40	6279.56	6281.48	6285.41	0.039598	25.93	574.61	198.68	1.63
Reach-1	1610	500_year_Exis_Fu	7300.00	6270.40	6280.17	6282.64	6288.61	0.055207	32.18	707.81	237.84	1.95
Reach-1	1511	2_year_Exis_Fut	520.00	6267.06	6275.31	6270.74	6275.35	0.000458	2.52	529.77	130.36	0.16
Reach-1	1511	5_year_Exis_Fut	1400.00	6267.06	6276.79	6272.97	6276.92	0.001437	4.99	737.68	152.75	0.28
Reach-1	1511	10_year_Exis_Fut	2100.00	6267.06	6277.41	6274.01	6277.63	0.002373	6.69	836.16	164.17	0.37
Reach-1	1511	25_year_Exis_Fut	2800.00	6267.06	6278.00	6274.11	6278.31	0.003259	8.14	935.92	179.94	0.44
Reach-1	1511	50_year_Exis_Fut	3700.00	6267.06	6278.53	6275.18	6279.01	0.004797	10.20	1051.88	225.50	0.53
Reach-1	1511	100_year_Exis_Fu	5100.00	6267.06	6279.10	6276.24	6279.87	0.008281	13.84	1191.95	271.72	0.71
Reach-1	1511	500_year_Exis_Fu	7300.00	6267.06	6279.81	6277.57	6280.98	0.011506	16.96	1392.01	292.67	0.84
Reach-1	1478		Bridge									
Reach-1	1450	2_year_Exis_Fut	520.00	6263.84	6267.63	6267.63	6268.58	0.023204	10.50	108.83	60.12	0.97
Reach-1	1450	5_year_Exis_Fut	1400.00	6263.84	6269.45	6269.45	6270.73	0.023260	13.79	248.57	91.06	1.04
Reach-1	1450	10_year_Exis_Fut	2100.00	6263.84	6270.35	6270.35	6271.86	0.024496	15.68	336.73	104.69	1.10
Reach-1	1450	25_year_Exis_Fut	2800.00	6263.84	6271.12	6271.12	6272.78	0.024733	17.00	421.72	116.46	1.12
Reach-1	1450	50_year_Exis_Fut	3700.00	6263.84	6271.91	6271.91	6273.89	0.027129	19.10	522.99	140.65	1.20
Reach-1	1450	100_year_Exis_Fu	5100.00	6263.84	6273.22	6273.22	6275.14	0.023699	19.78	733.70	180.38	1.15
Reach-1	1450	500_year_Exis_Fu	7300.00	6263.84	6274.46	6274.46	6276.62	0.024783	22.00	981.30	219.80	1.20
Reach-1	1304	2_year_Exis_Fut	520.00	6258.20	6263.78	6261.48	6263.84	0.001954	4.03	367.76	134.27	0.30
Reach-1	1304	5_year_Exis_Fut	1400.00	6258.20	6265.31	6262.72	6265.46	0.003943	6.75	599.91	169.50	0.45
Reach-1	1304	10_year_Exis_Fut	2100.00	6258.20	6266.17	6263.58	6266.38	0.004860	8.10	753.68	188.61	0.51
Reach-1	1304	25_year_Exis_Fut	2800.00	6258.20	6266.88	6264.00	6267.13	0.005407	9.05	892.07	200.18	0.55
Reach-1	1304	50_year_Exis_Fut	3700.00	6258.20	6267.62	6264.74	6267.93	0.006047	10.12	1045.27	211.21	0.59
Reach-1	1304	100_year_Exis_Fu	5100.00	6258.20	6268.60	6265.62	6268.99	0.006787	11.47	1258.92	224.61	0.63
Reach-1	1304	500_year_Exis_Fu	7300.00	6258.20	6269.90	6266.69	6270.39	0.007571	13.11	1560.73	241.54	0.68
Reach-1	1243		Culvert									
Reach-1	1193	2_year_Exis_Fut	520.00	6253.87	6256.70	6256.70	6257.40	0.044174	11.96	111.77	75.84	1.29
Reach-1	1193	5_year_Exis_Fut	1400.00	6253.87	6257.80	6257.80	6259.09	0.059118	17.41	208.96	101.61	1.58
Reach-1	1193	10_year_Exis_Fut	2100.00	6253.87	6258.61	6258.61	6260.00	0.044786	17.74	323.97	125.13	1.43
Reach-1	1193	25_year_Exis_Fut	2800.00	6253.87	6259.41	6259.41	6260.74	0.044989	19.23	403.06	139.10	1.46
Reach-1	1193	50_year_Exis_Fut	3700.00	6253.87	6260.09	6260.09	6261.54	0.043789	20.54	503.27	154.52	1.47
Reach-1	1193	100_year_Exis_Fu	5100.00	6253.87	6260.86	6260.86	6262.56	0.045530	22.69	629.20	169.91	1.53
Reach-1	1193	500_year_Exis_Fu	7300.00	6253.87	6261.92	6261.92	6263.88	0.045517	24.97	819.74	189.98	1.56
			-									
Reach-1	1114	2_year_Exis_Fut	520.00	6244.81	6251.51	6248.38	6251.63	0.001080	3.81	295.74	92.89	0.26
Reach-1	1114	5_year_Exis_Fut	1400.00	6244.81	6255.45	6250.55	6255.61	0.000962	4.91	820.39	159.77	0.27
Reach-1	1114	10_year_Exis_Fut	2100.00	6244.81	6255.92	6251.51	6256.21	0.001720	6.76	897.54	168.38	0.36
Reach-1	1114	25_year_Exis_Fut	2800.00	6244.81	6256.73	6252.41	6257.10	0.002107	7.84	1039.95	183.22	0.40
Reach-1	1114	50_year_Exis_Fut	3700.00	6244.81	6257.55	6254.49	6258.02	0.002601	9.11	1194.76	198.09	0.45
Reach-1	1114	100_year_Exis_Fu	5100.00	6244.81	6258.62	6255.36	6259.24	0.003221	10.70	1417.79	215.04	0.51
Reach-1	1114	500_year_Exis_Fu	7300.00	6244.81	6259.86	6256.72	6260.71	0.004211	12.96	1693.45	232.13	0.59
Reach-1	1047		Culvert									
Reach-1	966	2_year_Exis_Fut	520.00	6242.05	6244.75	6245.50	6246.93	0.049405	13.83	73.03	52.73	0.26
Reach-1	966	5_year_Exis_Fut	1400.00	6242.05	6247.35	6247.35	6248.53	0.015446	12.29	318.11	135.38	0.95
Reach-1	966	10_year_Exis_Fut	2100.00	6242.05	6248.24	6248.24	6249.56	0.015797	13.80	450.44	183.44	0.99
Reach-1	966	25_year_Exis_Fut	2800.00	6242.05	6248.93	6248.93	6250.38	0.016253	15.03	570.39	185.26	1.02
Reach-1	966	50_year_Exis_Fut	3700.00	6242.05	6249.64	6249.64	6251.23	0.016911	16.39	710.82	207.91	1.06
Reach-1	966	100_year_Exis_Fu	5100.00	6242.05	6250.49	6250.49	6252.33	0.018396	18.37	898.79	235.27	1.12
Reach-1	966	500_year_Exis_Fu	7300.00	6242.05	6251.70	6251.70	6253.69	0.018571	20.19	1206.01	274.61	1.15
Reach-1	684	2_year_Exis_Fut	520.00	6229.50	6233.10	6233.55	6235.31	0.034887	11.99	46.44	18.81	1.15

HEC-RAS Plan: SuExFu River: Sutherland Creek Reach: Reach-1 (Continued)

Reach	River Sta	Profile	Q Total	Min Ch El	W.S. Elev	Crit W.S.	E.G. Elev	E.G. Slope	Vel Chnl	Flow Area	Top Width	Froude # Chl
			(cfs)	(ft)	(ft)	(ft)	(ft)	(ft/ft)	(ft/s)	(sq ft)	(ft)	
Reach-1	684	5_year_Exis_Fut	1400.00	6229.50	6235.09	6237.59	6240.27	0.047462	19.00	94.32	29.41	1.44
Reach-1	684	10_year_Exis_Fut	2100.00	6229.50	6236.90	6238.57	6242.06	0.034690	19.70	185.19	103.77	1.29
Reach-1	684	25_year_Exis_Fut	2800.00	6229.50	6237.69	6239.36	6242.86	0.033959	20.90	271.54	111.11	1.30
Reach-1	684	50_year_Exis_Fut	3700.00	6229.50	6238.50	6240.14	6243.66	0.033341	22.10	363.98	115.36	1.31
Reach-1	684	100_year_Exis_Fu	5100.00	6229.50	6239.61	6241.20	6244.67	0.031711	23.33	495.10	121.13	1.31
Reach-1	684	500_year_Exis_Fu	7300.00	6229.50	6241.05	6242.50	6246.17	0.030289	24.95	674.20	127.95	1.31
Reach-1	554	2_year_Exis_Fut	520.00	6224.00	6231.83	6228.75	6231.94	0.001332	3.07	278.64	134.26	0.25
Reach-1	554	5_year_Exis_Fut	1400.00	6224.00	6232.92	6231.56	6233.31	0.003667	5.84	427.91	138.44	0.42
Reach-1	554	10_year_Exis_Fut	2100.00	6224.00	6233.49	6232.31	6234.10	0.005409	7.54	508.59	194.62	0.52
Reach-1	554	25_year_Exis_Fut	2800.00	6224.00	6233.92	6232.96	6234.78	0.007159	9.06	567.77	261.52	0.61
Reach-1	554	50_year_Exis_Fut	3700.00	6224.00	6234.79	6233.64	6235.77	0.007375	9.94	692.29	331.09	0.63
Reach-1	554	100_year_Exis_Fu	5100.00	6224.00	6239.27	6234.53	6239.72	0.002136	7.25	1408.13	569.20	0.36
Reach-1	554	500_year_Exis_Fu	7300.00	6224.00	6240.81	6235.71	6241.42	0.002582	8.62	1691.84	713.15	0.41
Reach-1	461		Bridge									
Reach-1	371	2_year_Exis_Fut	520.00	6222.93	6227.74	6227.30	6228.69	0.018520	7.82	66.68	84.25	0.83
Reach-1	371	5_year_Exis_Fut	1400.00	6222.93	6230.18	6230.01	6231.34	0.012355	9.20	215.24	473.31	0.75
Reach-1	371	10_year_Exis_Fut	2100.00	6222.93	6231.76	6230.94	6232.74	0.007977	8.97	379.71	589.96	0.63
Reach-1	371	25_year_Exis_Fut	2800.00	6222.93	6233.15	6231.74	6234.03	0.005947	8.86	531.47	631.03	0.56
Reach-1	371	50_year_Exis_Fut	3700.00	6222.93	6234.85	6232.54	6235.66	0.004462	8.77	719.74	646.05	0.51
Reach-1	371	100_year_Exis_Fu	5100.00	6222.93	6237.25	6233.55	6238.03	0.003371	8.88	987.57	685.23	0.46
Reach-1	371	500_year_Exis_Fu	7300.00	6222.93	6240.51	6234.95	6241.33	0.002658	9.29	1359.38	779.92	0.42
Reach-1	111	2_year_Exis_Fut	520.00	6219.80	6223.25	6222.96	6224.22	0.016003	7.91	66.95	27.31	0.85
Reach-1	111	5_year_Exis_Fut	1400.00	6219.80	6225.38	6225.26	6227.43	0.016002	11.64	133.75	35.26	0.93
Reach-1	111	10_year_Exis_Fut	2100.00	6219.80	6226.68	6226.66	6229.39	0.015755	13.52	182.38	40.06	0.96
Reach-1	111	25_year_Exis_Fut	2800.00	6219.80	6227.93	6227.93	6231.05	0.014479	14.66	235.36	44.51	0.95
Reach-1	111	50_year_Exis_Fut	3700.00	6219.80	6229.29	6229.29	6232.93	0.013737	15.99	299.19	49.14	0.95
Reach-1	111	100_year_Exis_Fu	5100.00	6219.80	6231.16	6231.16	6235.45	0.012854	17.60	397.23	55.51	0.95
Reach-1	111	500_year_Exis_Fu	7300.00	6219.80	6233.69	6233.69	6238.78	0.011942	19.55	548.00	63.97	0.95

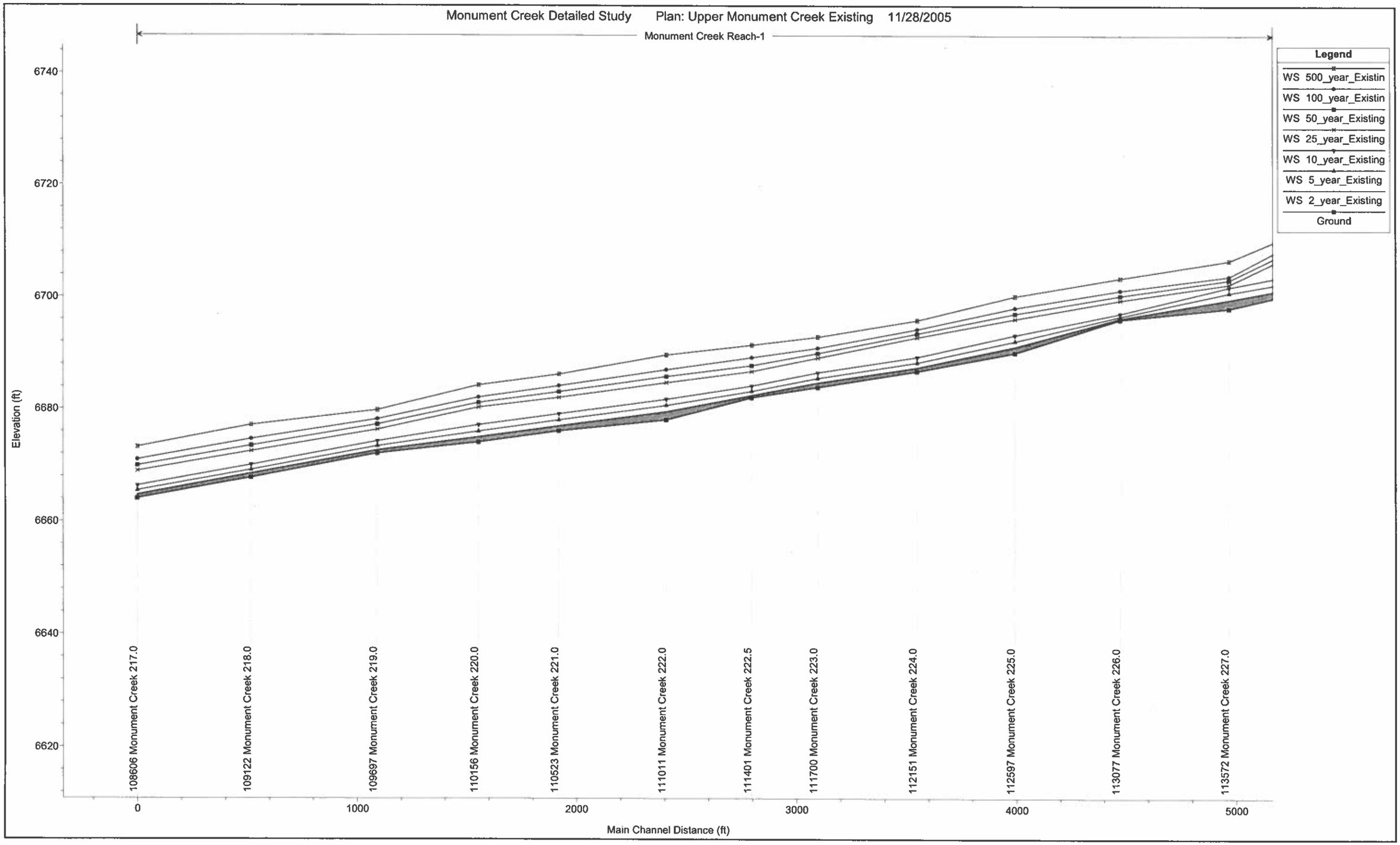
Monument Creek Detailed Study Plan: Upper Monument Creek Existing 11/28/2005
Monument Creek Reach-1
Legend
WS 500_year_Existin
WS 100_year_Existin
WS 50_year_Existing
WS 25_year_Existing
WS 10_year_Existing
WS 5_year_Existing
WS 2_year_Existing
Ground
Elevation (ft)
6740
6720
6700
6680
6660
6640
6620
108606 Monument Creek 217.0
109122 Monument Creek 218.0
109697 Monument Creek 219.0
110156 Monument Creek 220.0
110523 Monument Creek 221.0
111011 Monument Creek 222.0
111401 Monument Creek 222.5
111700 Monument Creek 223.0
112151 Monument Creek 224.0
112597 Monument Creek 225.0
113077 Monument Creek 226.0
113572 Monument Creek 227.0
0
1000
2000
3000
4000
5000
Main Channel Distance (ft)

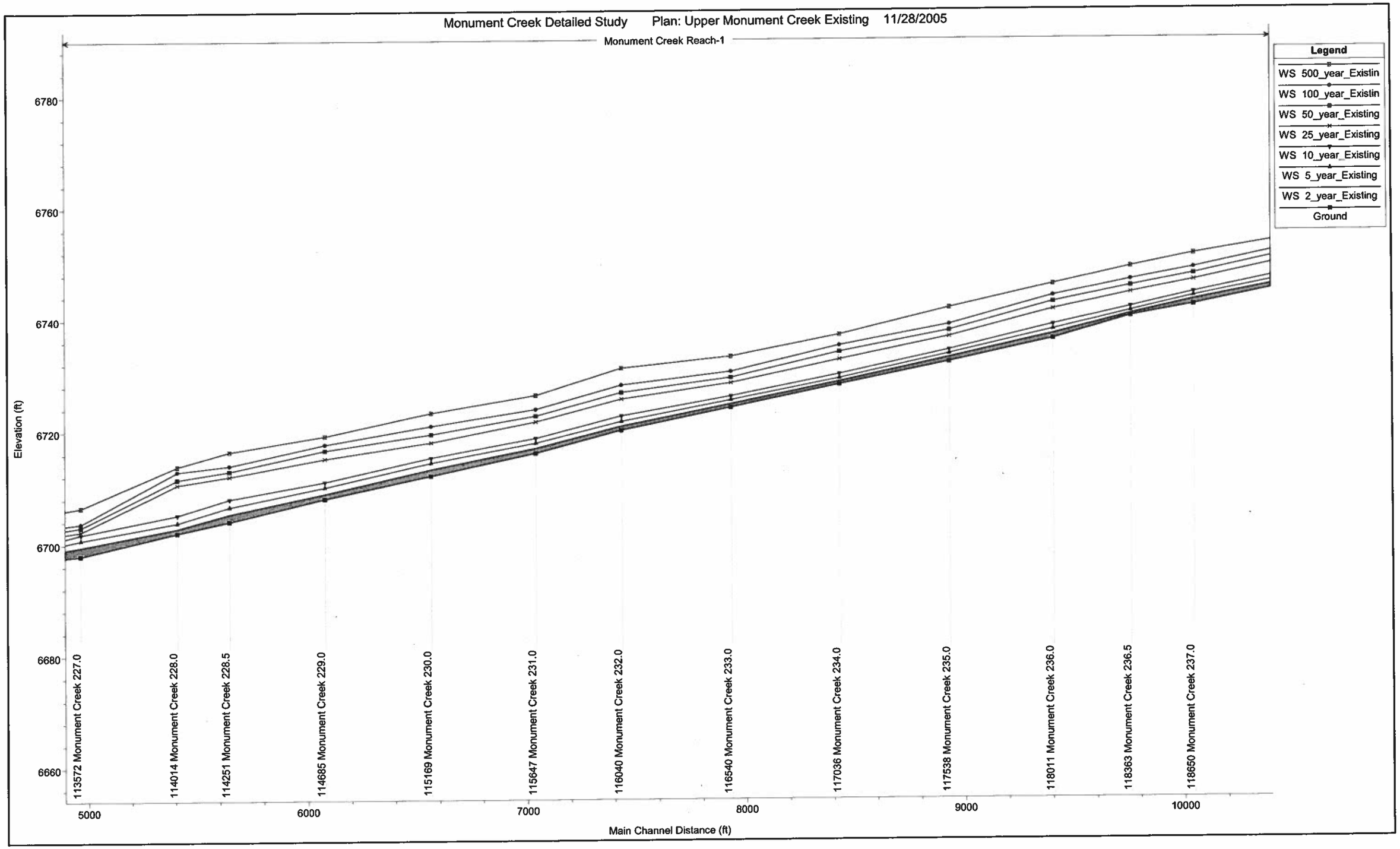
Monument Creek Detailed Study Plan: Upper Monument Creek Existing 11/28/2005
Monument Creek Reach-1
Legend
WS 500_year_Existin
WS 100_year_Existin
WS 50_year_Existing
WS 25_year_Existing
WS 10_year_Existing
WS 5_year_Existing
WS 2_year_Existing
Ground
Elevation (ft)
6660
6680
6700
6720
6740
6760
6780
113572 Monument Creek 227.0
114014 Monument Creek 228.0
114251 Monument Creek 228.5
114685 Monument Creek 229.0
115169 Monument Creek 230.0
115647 Monument Creek 231.0
116040 Monument Creek 232.0
116540 Monument Creek 233.0
117036 Monument Creek 234.0
117538 Monument Creek 235.0
118011 Monument Creek 236.0
118363 Monument Creek 236.5
118650 Monument Creek 237.0
5000
6000
7000
8000
9000
10000
Main Channel Distance (ft)

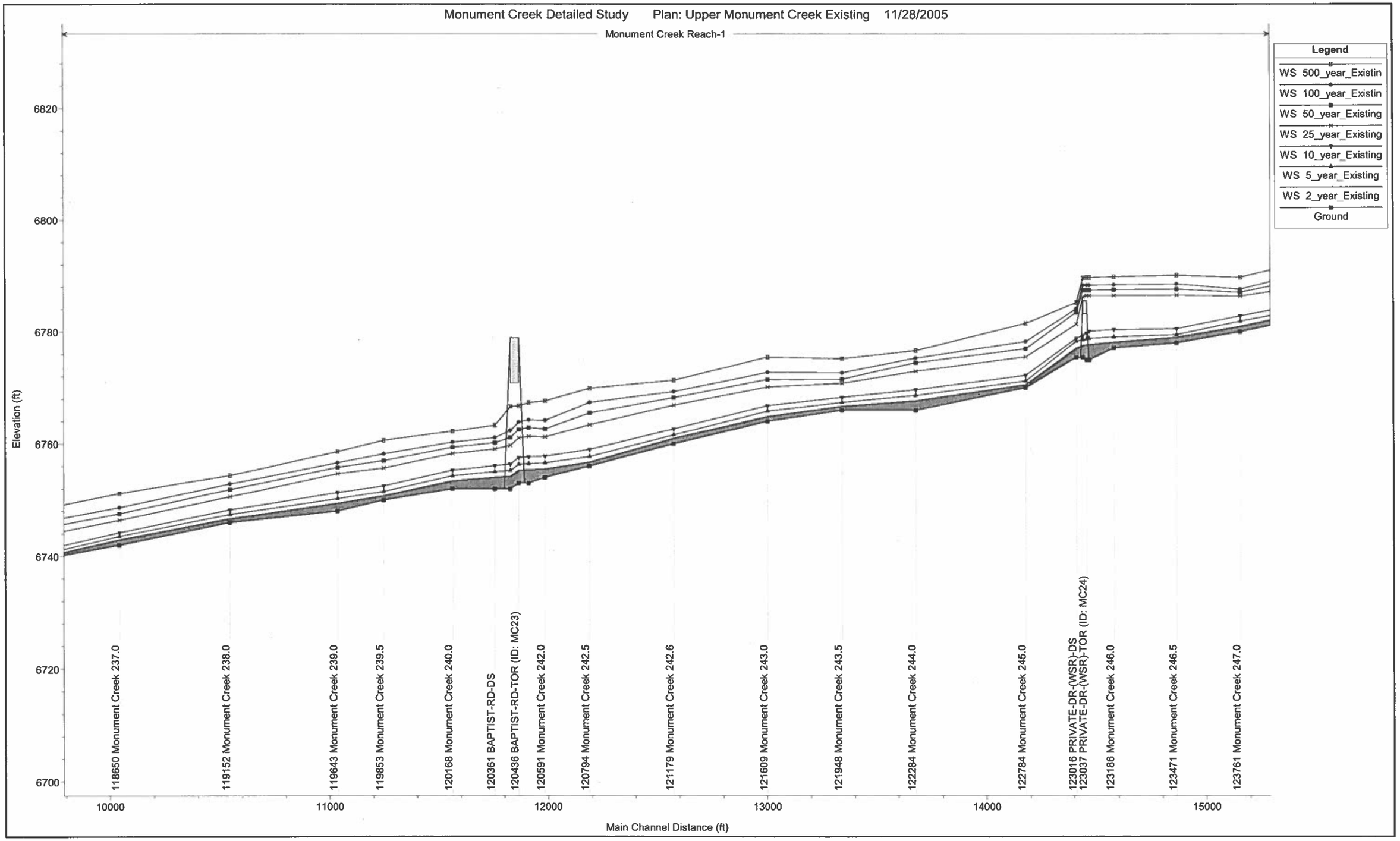
Monument Creek Detailed Study Plan: Upper Monument Creek Existing 11/28/2005
Monument Creek Reach-1
Legend
WS 500_year_Existin
WS 100_year_Existin
WS 50_year_Existing
WS 25_year_Existing
WS 10_year_Existing
WS 5_year_Existing
WS 2_year_Existing
Ground
Elevation (ft)
6820
6800
6780
6760
6740
6720
6700
118650 Monument Creek 237.0
119152 Monument Creek 238.0
119643 Monument Creek 239.0
119853 Monument Creek 239.5
120168 Monument Creek 240.0
120361 BAPTIST-RD-DS
120436 BAPTIST-RD-TOR (ID: MC23)
120591 Monument Creek 242.0
120794 Monument Creek 242.5
121179 Monument Creek 242.6
121609 Monument Creek 243.0
121948 Monument Creek 243.5
122284 Monument Creek 244.0
122784 Monument Creek 245.0
123016 PRIVATE-DR-(WSR)-DS
123037 PRIVATE-DR-(WSR)-TOR (ID: MC24)
123186 Monument Creek 246.0
123471 Monument Creek 246.5
123761 Monument Creek 247.0
10000
11000
12000
13000
14000
15000
Main Channel Distance (ft)

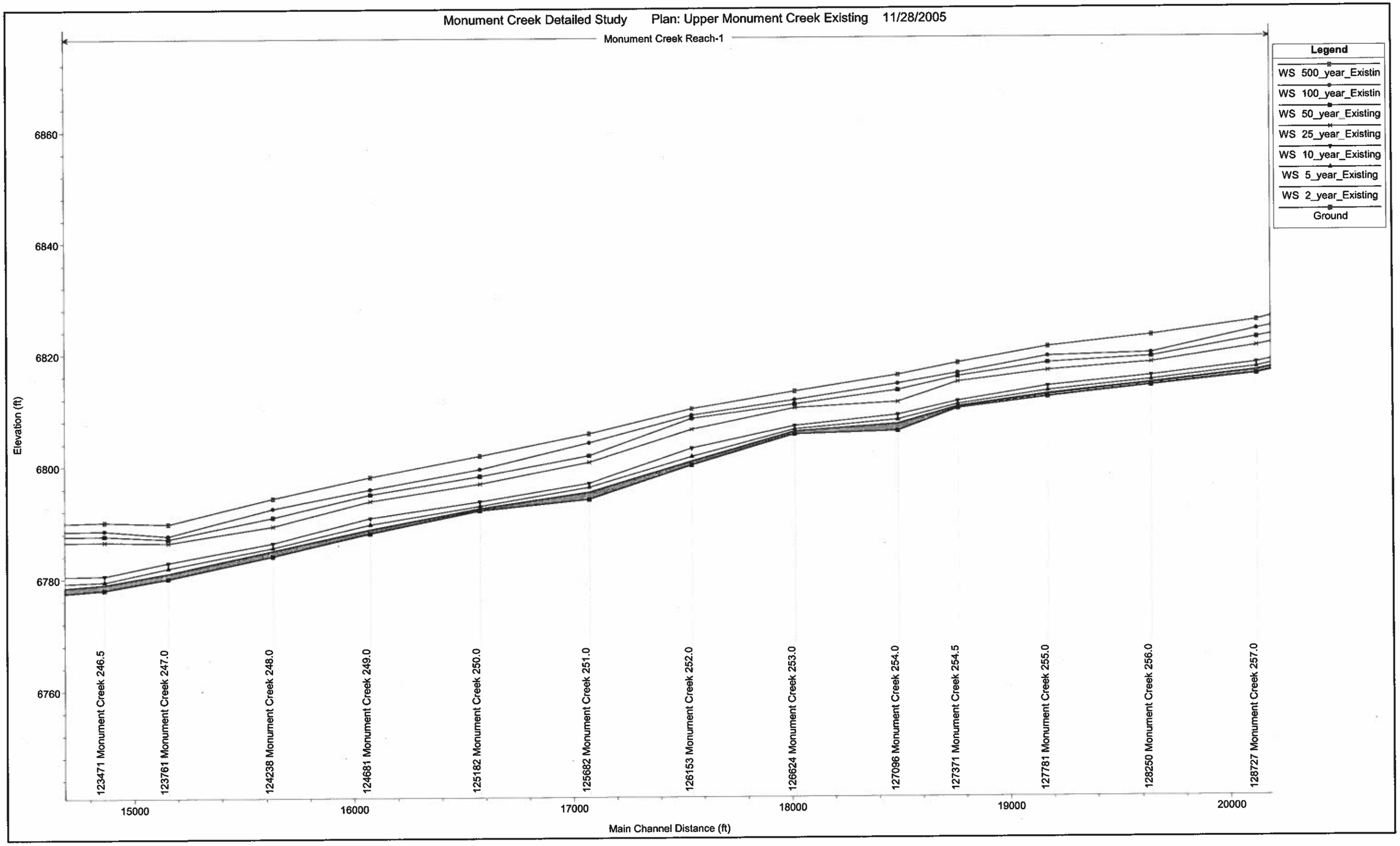
Monument Creek Detailed Study
Plan: Upper Monument Creek Existing 11/28/2005
Monument Creek Reach-1
Legend
WS 500_year_Existin
WS 100_year_Existin
WS 50_year_Existing
WS 25_year_Existing
WS 10_year_Existing
WS 5_year_Existing
WS 2_year_Existing
Ground
Elevation (ft)
6860
6840
6820
6800
6780
6760
123471 Monument Creek 246.5
123761 Monument Creek 247.0
124238 Monument Creek 248.0
124681 Monument Creek 249.0
125182 Monument Creek 250.0
125682 Monument Creek 251.0
126153 Monument Creek 252.0
126624 Monument Creek 253.0
127096 Monument Creek 254.0
127371 Monument Creek 254.5
127781 Monument Creek 255.0
128250 Monument Creek 256.0
128727 Monument Creek 257.0
15000
16000
17000
18000
19000
20000
Main Channel Distance (ft)

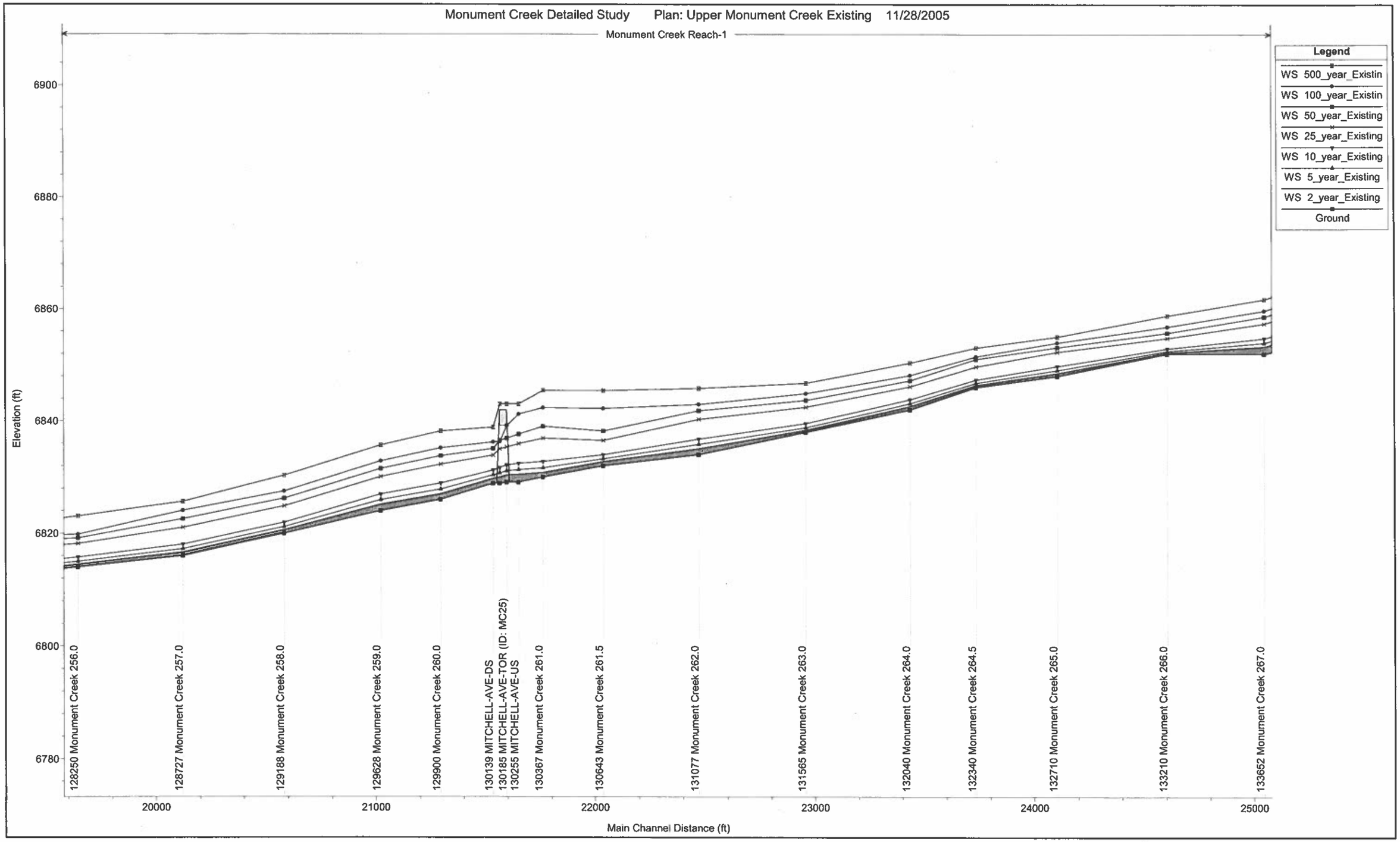
Monument Creek Detailed Study Plan: Upper Monument Creek Existing 11/28/2005
Monument Creek Reach-1
Legend
WS 500_year_Existin
WS 100_year_Existin
WS 50_year_Existing
WS 25_year_Existing
WS 10_year_Existing
WS 5_year_Existing
WS 2_year_Existing
Ground
Elevation (ft)
6900
6880
6860
6840
6820
6800
6780
128250 Monument Creek 256.0
128727 Monument Creek 257.0
129188 Monument Creek 258.0
129628 Monument Creek 259.0
129900 Monument Creek 260.0
130139 MITCHELL-AVE-DS
130185 MITCHELL-AVE-TOR (ID: MC25)
130255 MITCHELL-AVE-US
130367 Monument Creek 261.0
130643 Monument Creek 261.5
131077 Monument Creek 262.0
131565 Monument Creek 263.0
132040 Monument Creek 264.0
132340 Monument Creek 264.5
132710 Monument Creek 265.0
133210 Monument Creek 266.0
133652 Monument Creek 267.0
20000
21000
22000
23000
24000
25000
Main Channel Distance (ft)

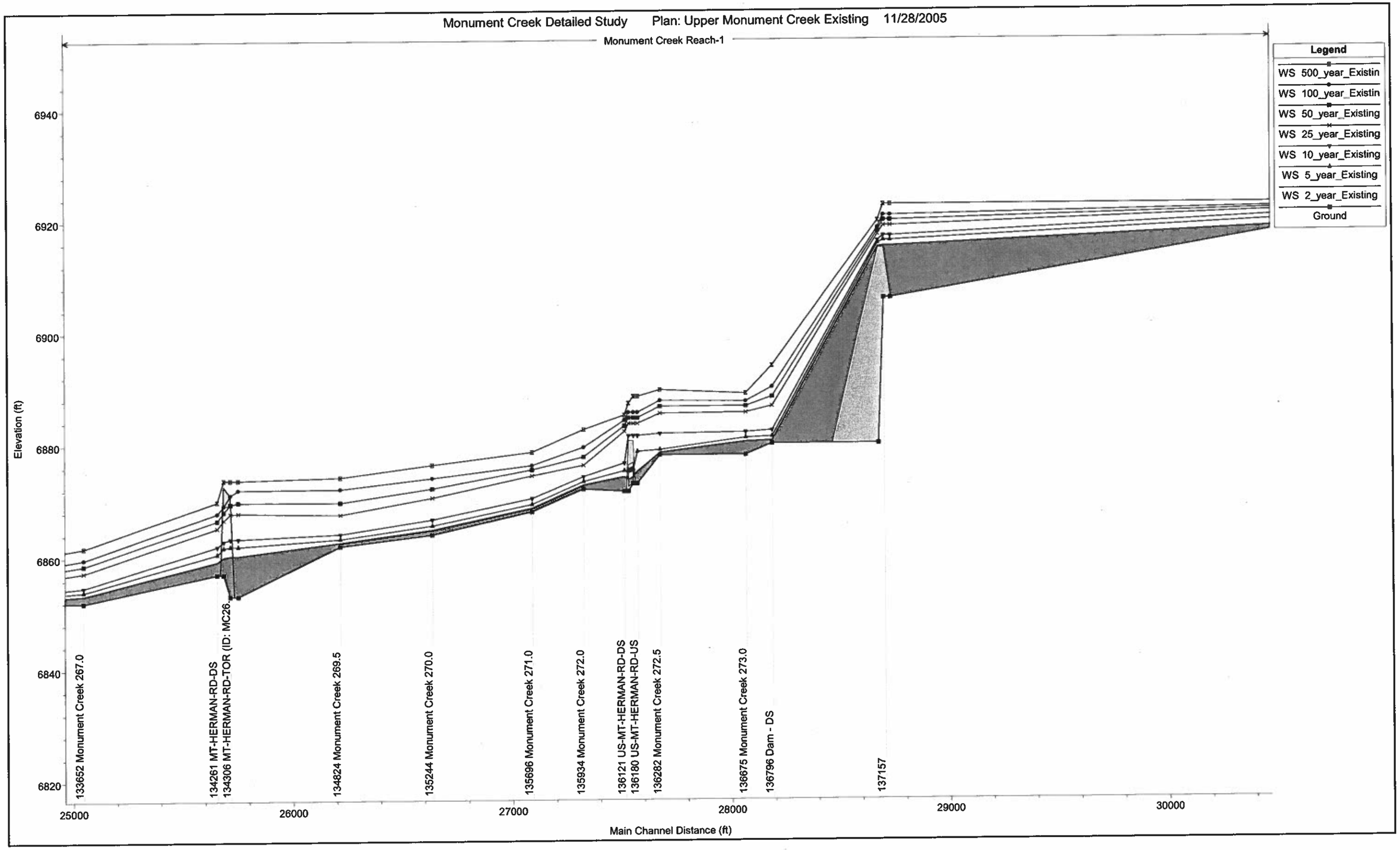
Monument Creek Detailed Study
Plan: Upper Monument Creek Existing
11/28/2005
Monument Creek Reach-1
Legend
WS 500_year_Existin
WS 100_year_Existin
WS 50_year_Existing
WS 25_year_Existing
WS 10_year_Existing
WS 5_year_Existing
WS 2_year_Existing
Ground
Elevation (ft)
6940
6920
6900
6880
6860
6840
6820
133652 Monument Creek 267.0
134261 MT-HERMAN-RD-DS
134306 MT-HERMAN-RD-TOR (ID: MC26
134824 Monument Creek 269.5
135244 Monument Creek 270.0
135696 Monument Creek 271.0
135934 Monument Creek 272.0
136121 US-MT-HERMAN-RD-DS
136180 US-MT-HERMAN-RD-US
136282 Monument Creek 272.5
136675 Monument Creek 273.0
136796 Dam - DS
137157
25000
26000
27000
28000
29000
30000
Main Channel Distance (ft)

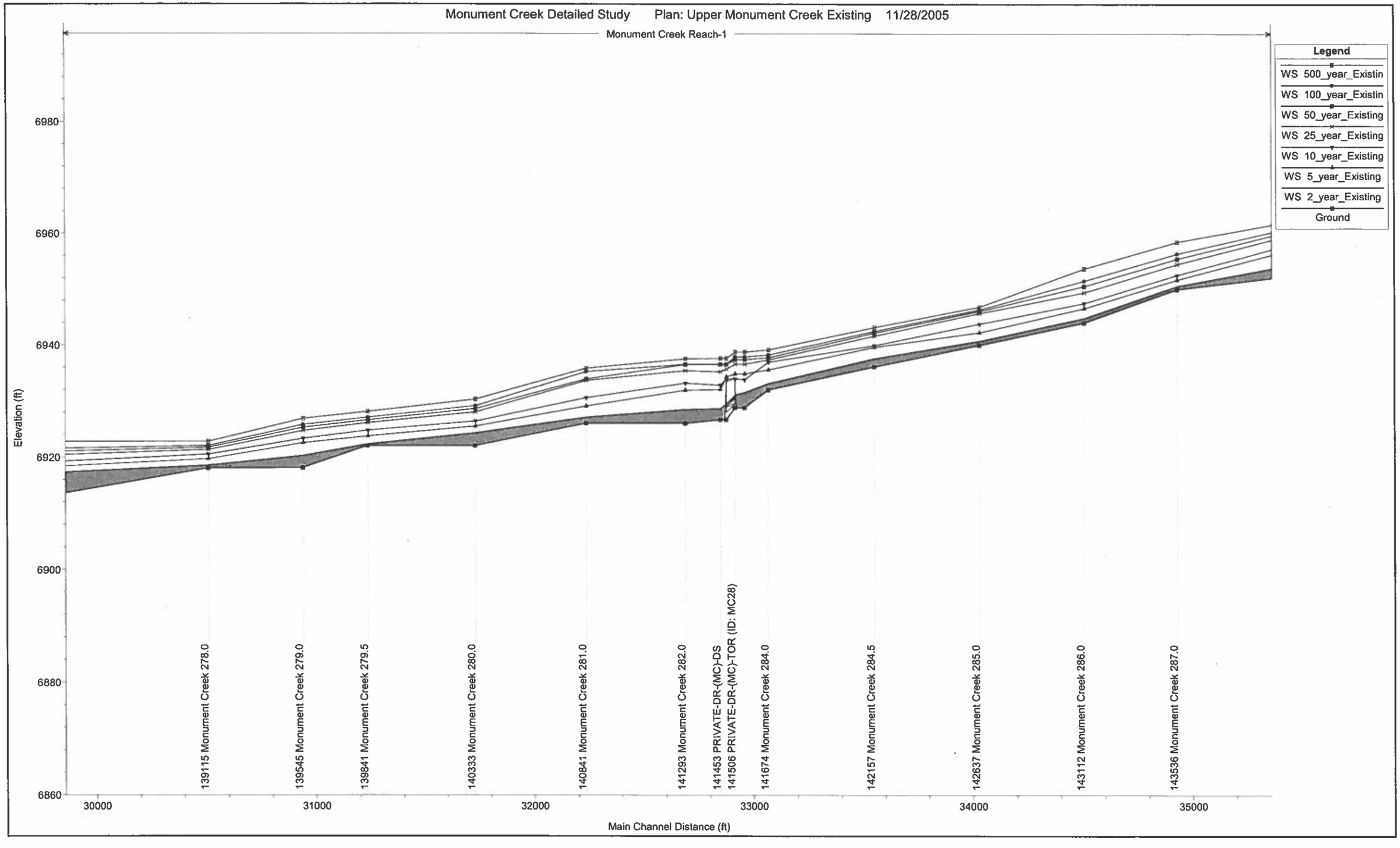
Monument Creek Detailed Study Plan: Upper Monument Creek Existing 11/28/2005
Monument Creek Reach-1
Legend
WS 500_year_Existin
WS 100_year_Existin
WS 50_year_Existing
WS 25_year_Existing
WS 10_year_Existing
WS 5_year_Existing
WS 2_year_Existing
Ground
Elevation (ft)
6980
6960
6940
6920
6900
6880
6860
139115 Monument Creek 278.0
139545 Monument Creek 279.0
139841 Monument Creek 279.5
140333 Monument Creek 280.0
140841 Monument Creek 281.0
141293 Monument Creek 282.0
141453 PRIVATE-DR-(MC)-DS
141506 PRIVATE-DR-(MC)-TOR (ID: MC28)
141674 Monument Creek 284.0
142157 Monument Creek 284.5
142637 Monument Creek 285.0
143112 Monument Creek 286.0
143536 Monument Creek 287.0
30000
31000
32000
33000
34000
35000
Main Channel Distance (ft)

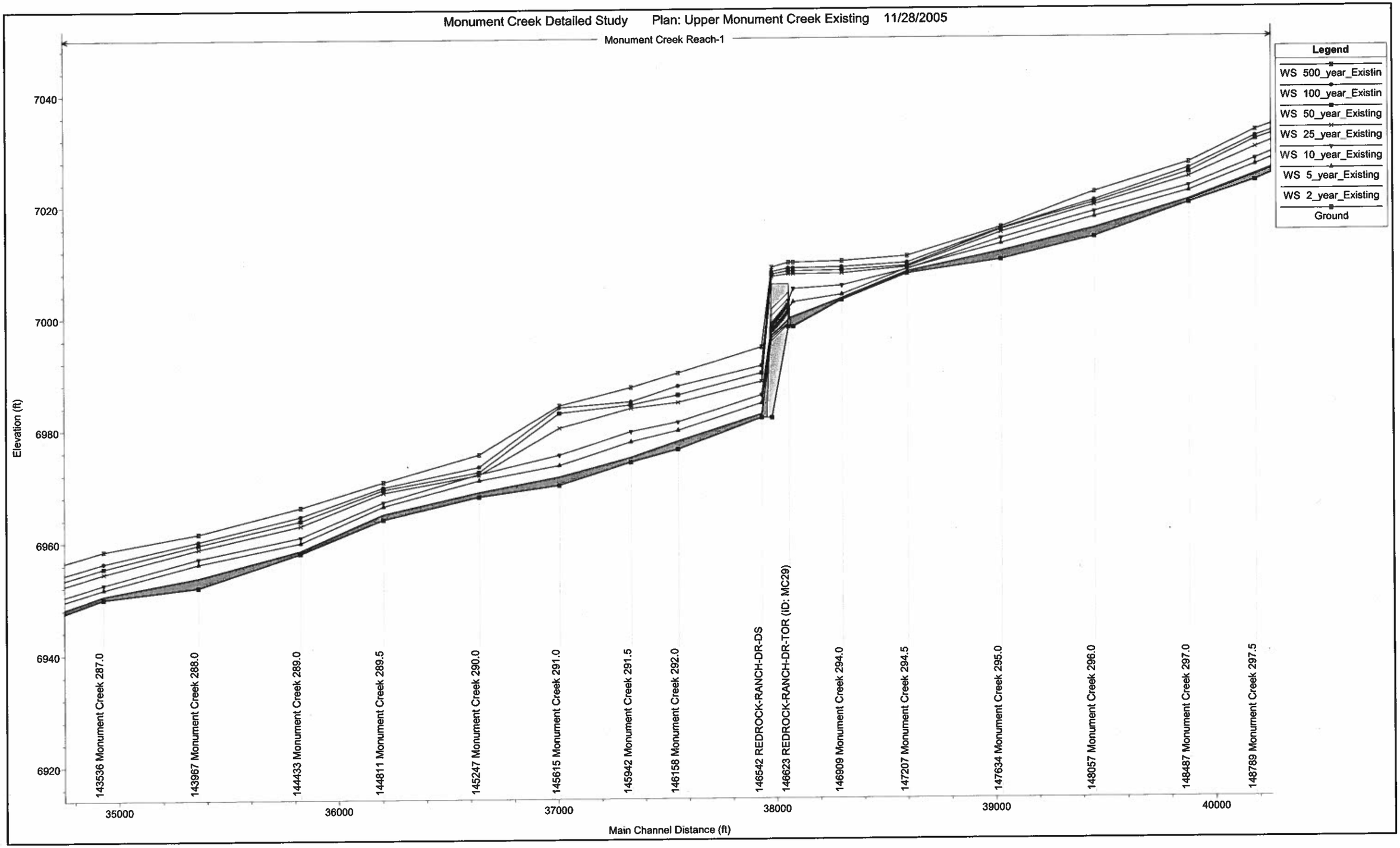
Monument Creek Detailed Study Plan: Upper Monument Creek Existing 11/28/2005
Monument Creek Reach-1
Legend
WS 500_year_Existin
WS 100_year_Existin
WS 50_year_Existing
WS 25_year_Existing
WS 10_year_Existing
WS 5_year_Existing
WS 2_year_Existing
Ground
Elevation (ft)
7040
7020
7000
6980
6960
6940
6920
143536 Monument Creek 287.0
143967 Monument Creek 288.0
144433 Monument Creek 289.0
144811 Monument Creek 289.5
145247 Monument Creek 290.0
145615 Monument Creek 291.0
145942 Monument Creek 291.5
146158 Monument Creek 292.0
146542 REDROCK-RANCH-DR-DS
146623 REDROCK-RANCH-DR-TOR (ID: MC29)
146909 Monument Creek 294.0
147207 Monument Creek 294.5
147634 Monument Creek 295.0
148057 Monument Creek 296.0
148487 Monument Creek 297.0
148789 Monument Creek 297.5
35000
36000
37000
38000
39000
40000
Main Channel Distance (ft)

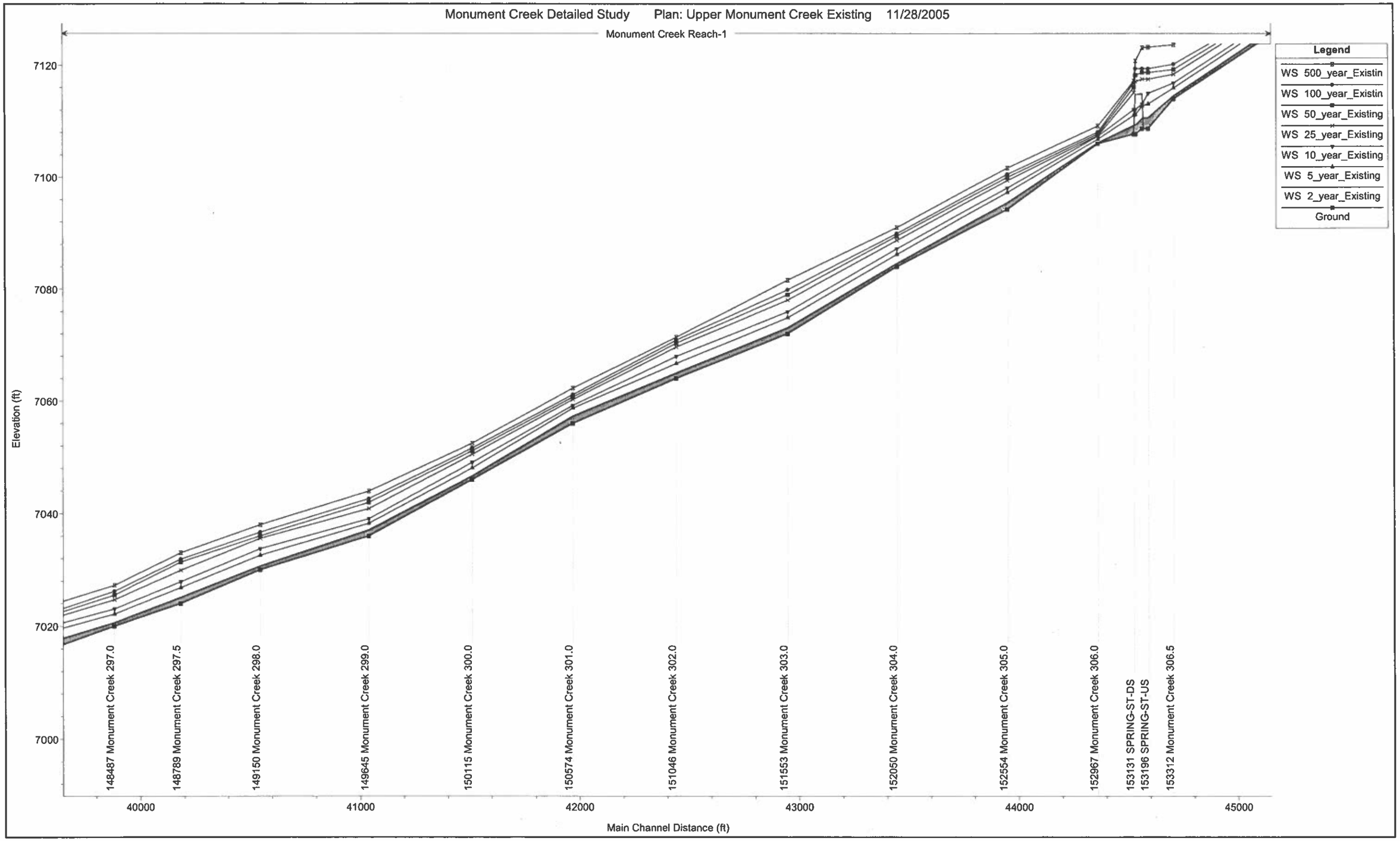
Monument Creek Detailed Study Plan: Upper Monument Creek Existing 11/28/2005
Monument Creek Reach-1
Legend
WS 500_year_Existin
WS 100_year_Existin
WS 50_year_Existing
WS 25_year_Existing
WS 10_year_Existing
WS 5_year_Existing
WS 2_year_Existing
Ground
Elevation (ft)
7120
7100
7080
7060
7040
7020
7000
148487 Monument Creek 297.0
148789 Monument Creek 297.5
149150 Monument Creek 298.0
149645 Monument Creek 299.0
150115 Monument Creek 300.0
150574 Monument Creek 301.0
151046 Monument Creek 302.0
151553 Monument Creek 303.0
152050 Monument Creek 304.0
152554 Monument Creek 305.0
152967 Monument Creek 306.0
153131 SPRING-ST-DS
153196 SPRING-ST-US
153312 Monument Creek 306.5
40000
41000
42000
43000
44000
45000
Main Channel Distance (ft)

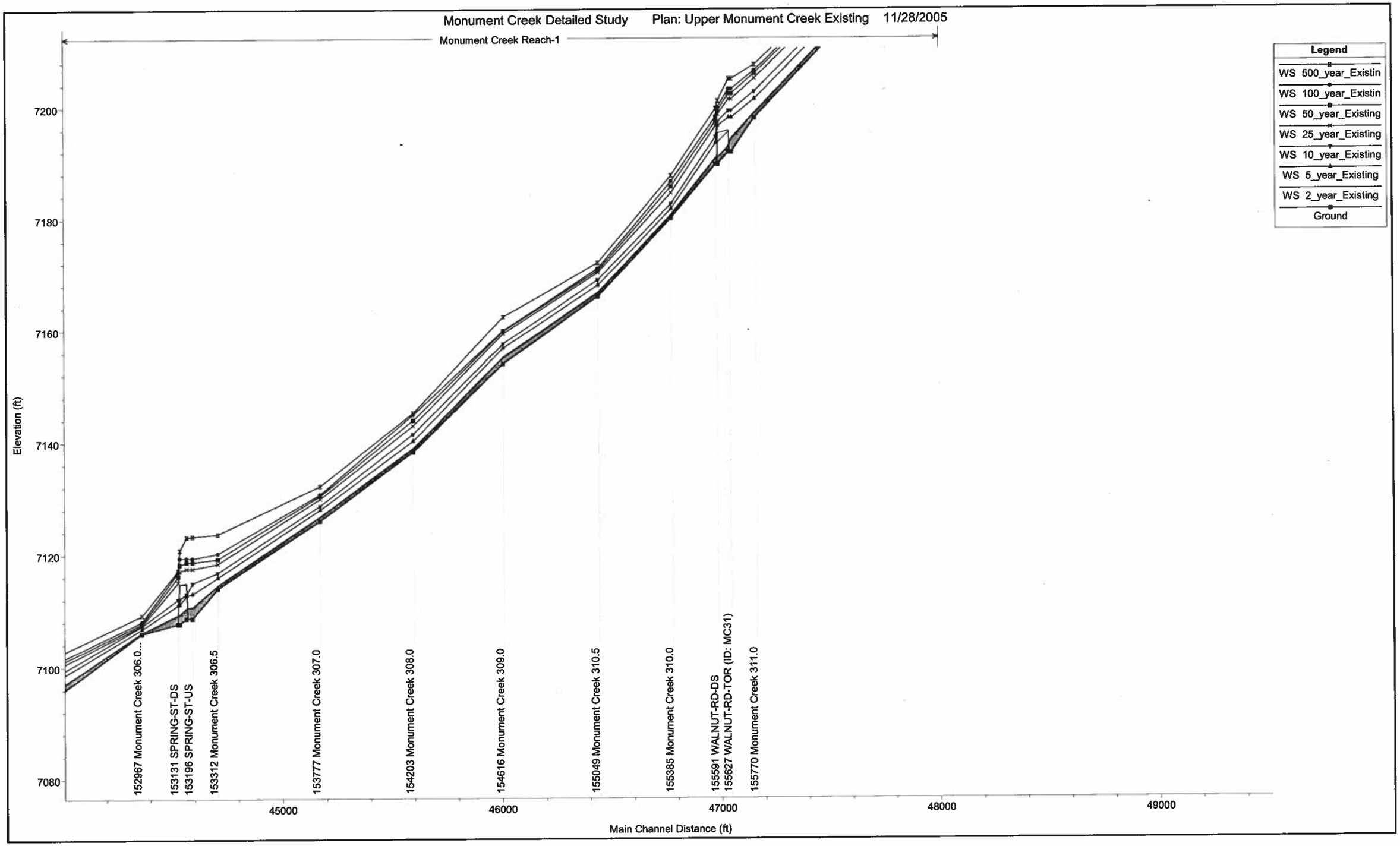
Monument Creek Detailed Study
Plan: Upper Monument Creek Existing 11/28/2005
Monument Creek Reach-1
Legend
WS 500_year_Existin
WS 100_year_Existin
WS 50_year_Existing
WS 25_year_Existing
WS 10_year_Existing
WS 5_year_Existing
WS 2_year_Existing
Ground
Elevation (ft)
7200
7180
7160
7140
7120
7100
7080
152967 Monument Creek 306.0...
153131 SPRING-ST-DS
153196 SPRING-ST-US
153312 Monument Creek 306.5
153777 Monument Creek 307.0
154203 Monument Creek 308.0
154616 Monument Creek 309.0
155049 Monument Creek 310.5
155385 Monument Creek 310.0
155591 WALNUT-RD-DS
155627 WALNUT-RD-TOR (ID: MC31)
155770 Monument Creek 311.0
45000
46000
47000
48000
49000
Main Channel Distance (ft)

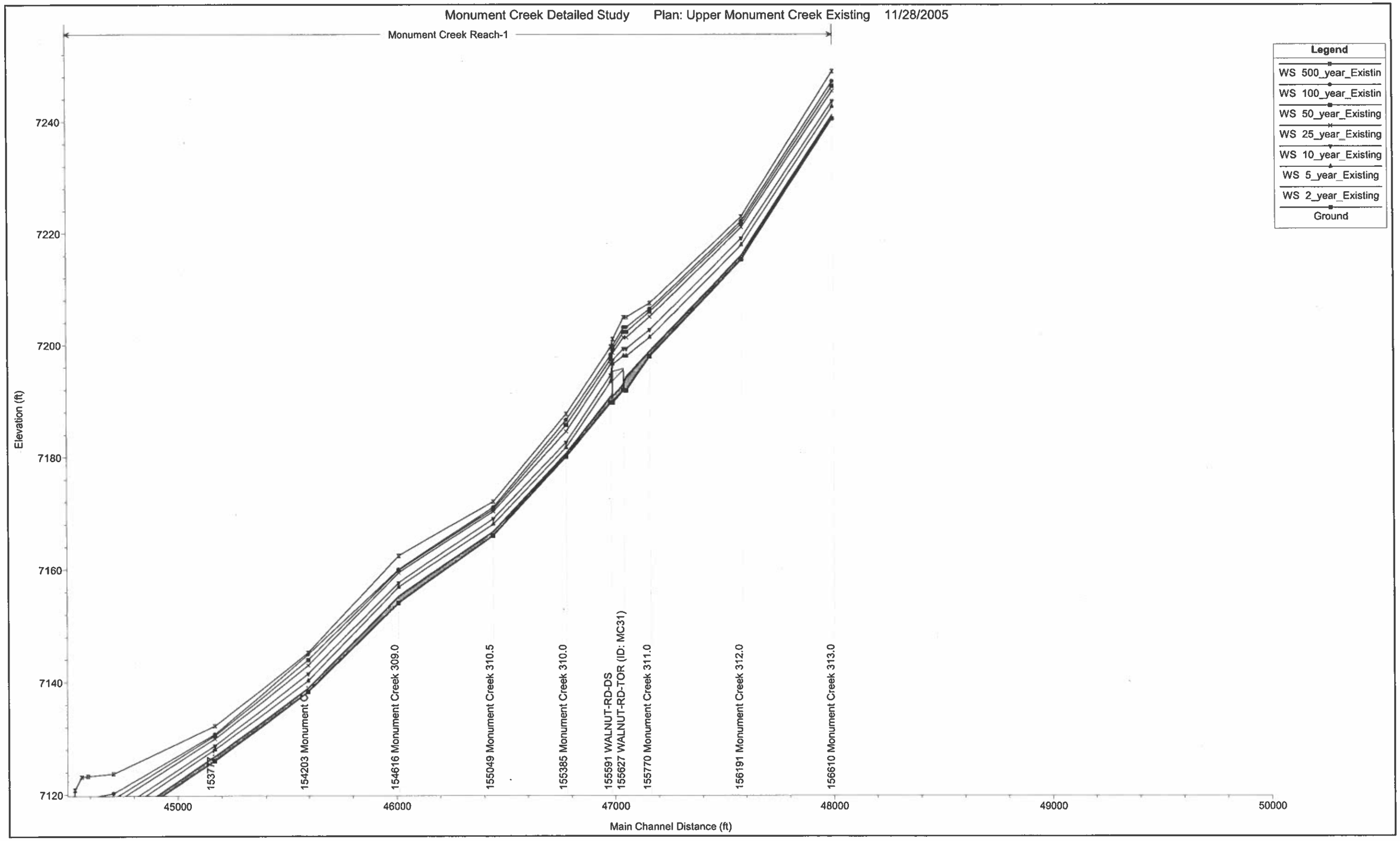
Monument Creek Detailed Study Plan: Upper Monument Creek Existing 11/28/2005
Monument Creek Reach-1
Legend
WS 500_year_Existin
WS 100_year_Existin
WS 50_year_Existing
WS 25_year_Existing
WS 10_year_Existing
WS 5_year_Existing
WS 2_year_Existing
Ground
Elevation (ft)
7240
7220
7200
7180
7160
7140
7120
45000
46000
47000
48000
49000
50000
Main Channel Distance (ft)
154203 Monument
154616 Monument Creek 309.0
155049 Monument Creek 310.5
155385 Monument Creek 310.0
155591 WALNUT-RD-DS
155627 WALNUT-RD-TOR (ID: MC31)
155770 Monument Creek 311.0
156191 Monument Creek 312.0
156610 Monument Creek 313.0

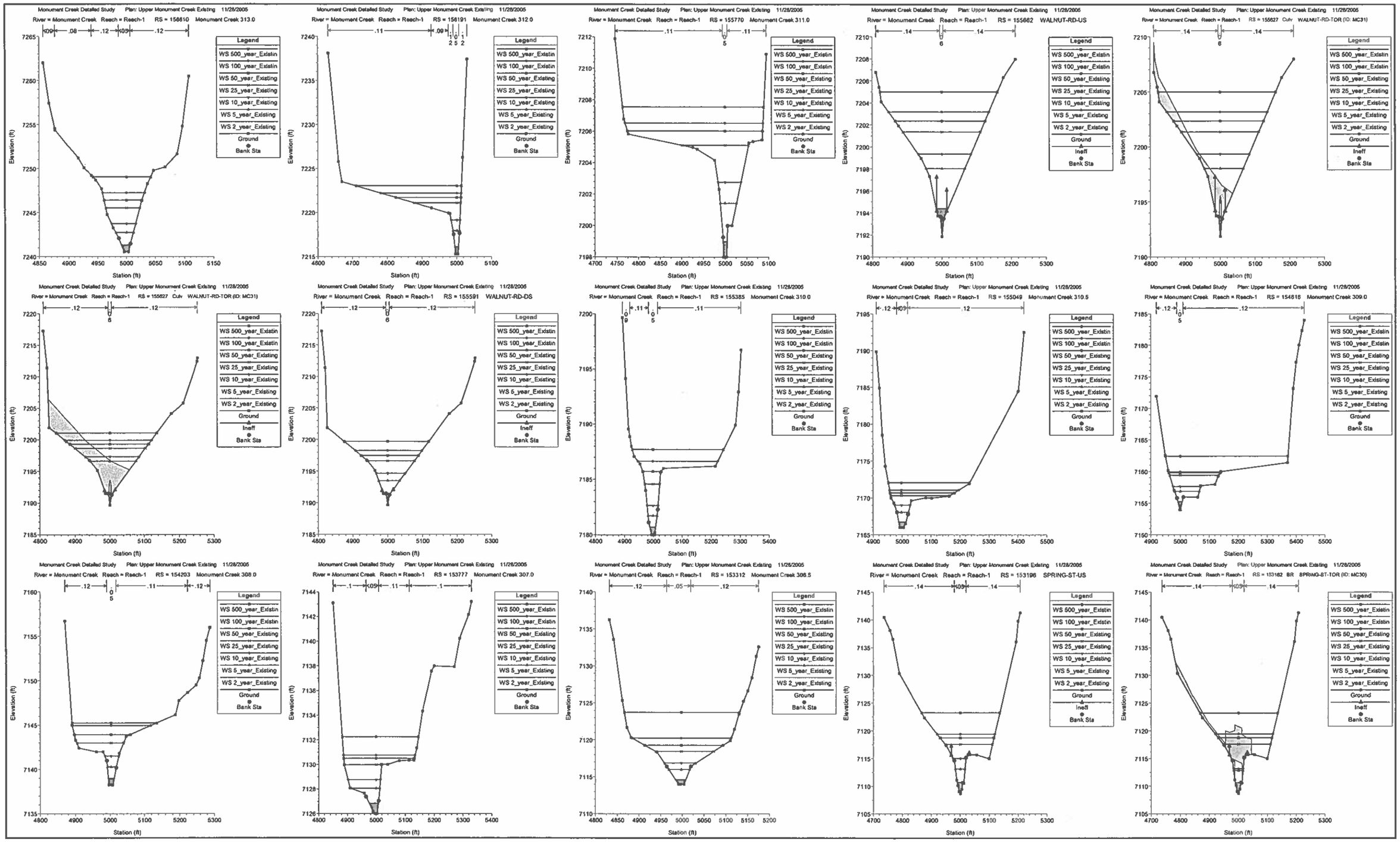
Monument Creek Detailed Study Plan: Upper Monument Creek Existing 11/28/2005
River = Monument Creek Reach = Reach-1 RS = 156610 Monument Creek 313.0
River = Monument Creek Reach = Reach-1 RS = 156191 Monument Creek 312.0
River = Monument Creek Reach = Reach-1 RS = 155770 Monument Creek 311.0
River = Monument Creek Reach = Reach-1 RS = 155662 WALNUT-RD-US
River = Monument Creek Reach = Reach-1 RS = 155627 Culv WALNUT-RD-TOR (ID: MC31)
River = Monument Creek Reach = Reach-1 RS = 155627 Culv WALNUT-RD-TOR (ID: MC31)
River = Monument Creek Reach = Reach-1 RS = 155591 WALNUT-RD-DS
River = Monument Creek Reach = Reach-1 RS = 155385 Monument Creek 310.0
River = Monument Creek Reach = Reach-1 RS = 155049 Monument Creek 310.5
River = Monument Creek Reach = Reach-1 RS = 154616 Monument Creek 309.0
River = Monument Creek Reach = Reach-1 RS = 154203 Monument Creek 308.0
River = Monument Creek Reach = Reach-1 RS = 153777 Monument Creek 307.0
River = Monument Creek Reach = Reach-1 RS = 153312 Monument Creek 306.5
River = Monument Creek Reach = Reach-1 RS = 153196 SPRING-ST-US
River = Monument Creek Reach = Reach-1 RS = 153162 BR SPRING-ST-TOR (ID: MC30)
Legend
WS 500_year_Existin
WS 100_year_Existin
WS 50_year_Existing
WS 25_year_Existing
WS 10_year_Existing
WS 5_year_Existing
WS 2_year_Existing
Ground
Ineff
Bank Sta
Elevation (ft)
Station (ft)

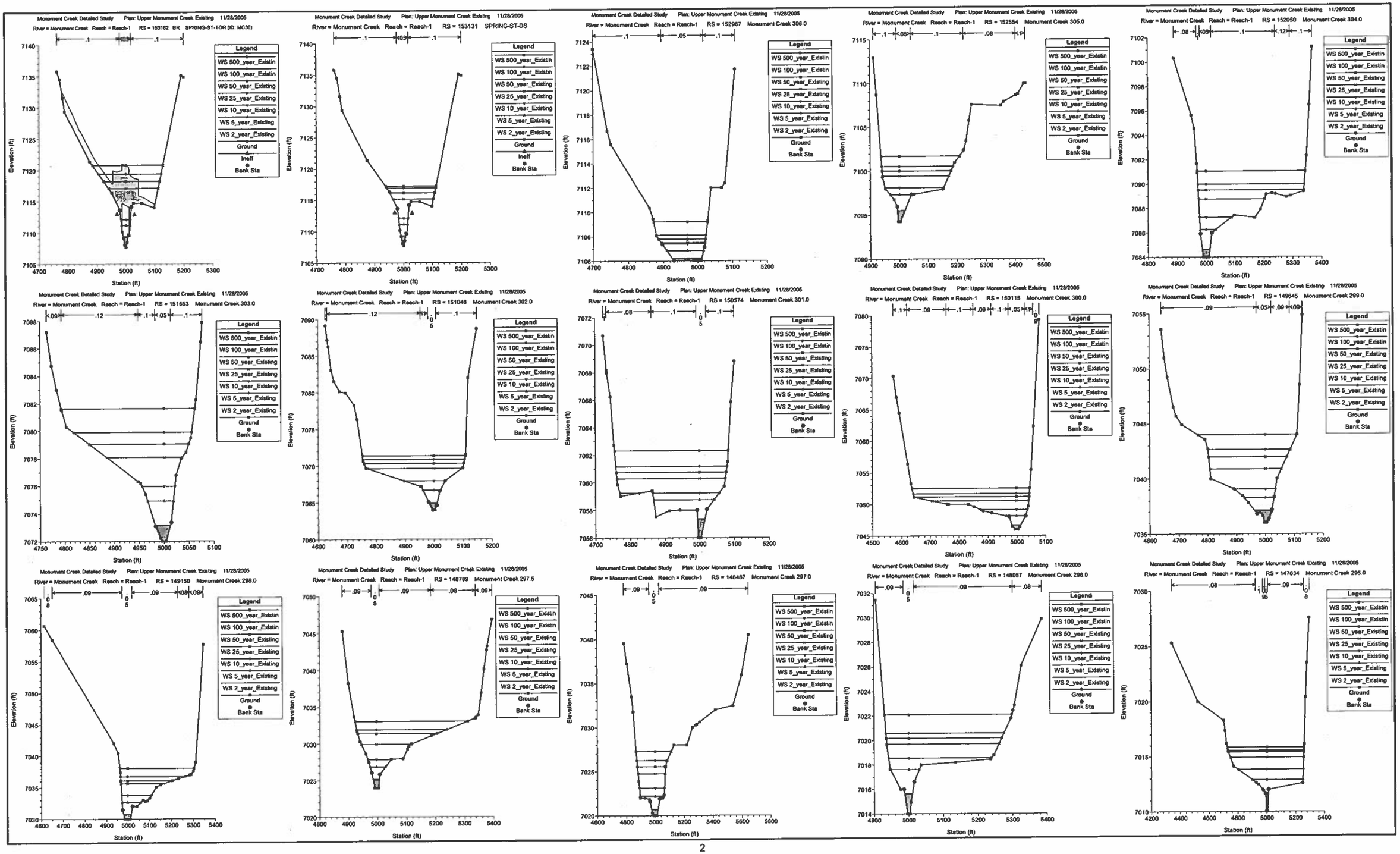
Monument Creek Detailed Study Plan: Upper Monument Creek Existing 11/28/2005
River = Monument Creek Reach = Reach-1 RS = 153162 BR SPRING-ST-TOR (ID: MC30)
River = Monument Creek Reach = Reach-1 RS = 153131 SPRING-ST-DS
River = Monument Creek Reach = Reach-1 RS = 152967 Monument Creek 306.0
River = Monument Creek Reach = Reach-1 RS = 152554 Monument Creek 305.0
River = Monument Creek Reach = Reach-1 RS = 152050 Monument Creek 304.0
River = Monument Creek Reach = Reach-1 RS = 151553 Monument Creek 303.0
River = Monument Creek Reach = Reach-1 RS = 151046 Monument Creek 302.0
River = Monument Creek Reach = Reach-1 RS = 150574 Monument Creek 301.0
River = Monument Creek Reach = Reach-1 RS = 150115 Monument Creek 300.0
River = Monument Creek Reach = Reach-1 RS = 149645 Monument Creek 299.0
River = Monument Creek Reach = Reach-1 RS = 149150 Monument Creek 298.0
River = Monument Creek Reach = Reach-1 RS = 148789 Monument Creek 297.5
River = Monument Creek Reach = Reach-1 RS = 148487 Monument Creek 297.0
River = Monument Creek Reach = Reach-1 RS = 148057 Monument Creek 296.0
River = Monument Creek Reach = Reach-1 RS = 147634 Monument Creek 295.0
Legend
WS 500_year_Existin
WS 100_year_Existin
WS 50_year_Existing
WS 25_year_Existing
WS 10_year_Existing
WS 5_year_Existing
WS 2_year_Existing
Ground
Ineff
Bank Sta
Elevation (ft)
Station (ft)

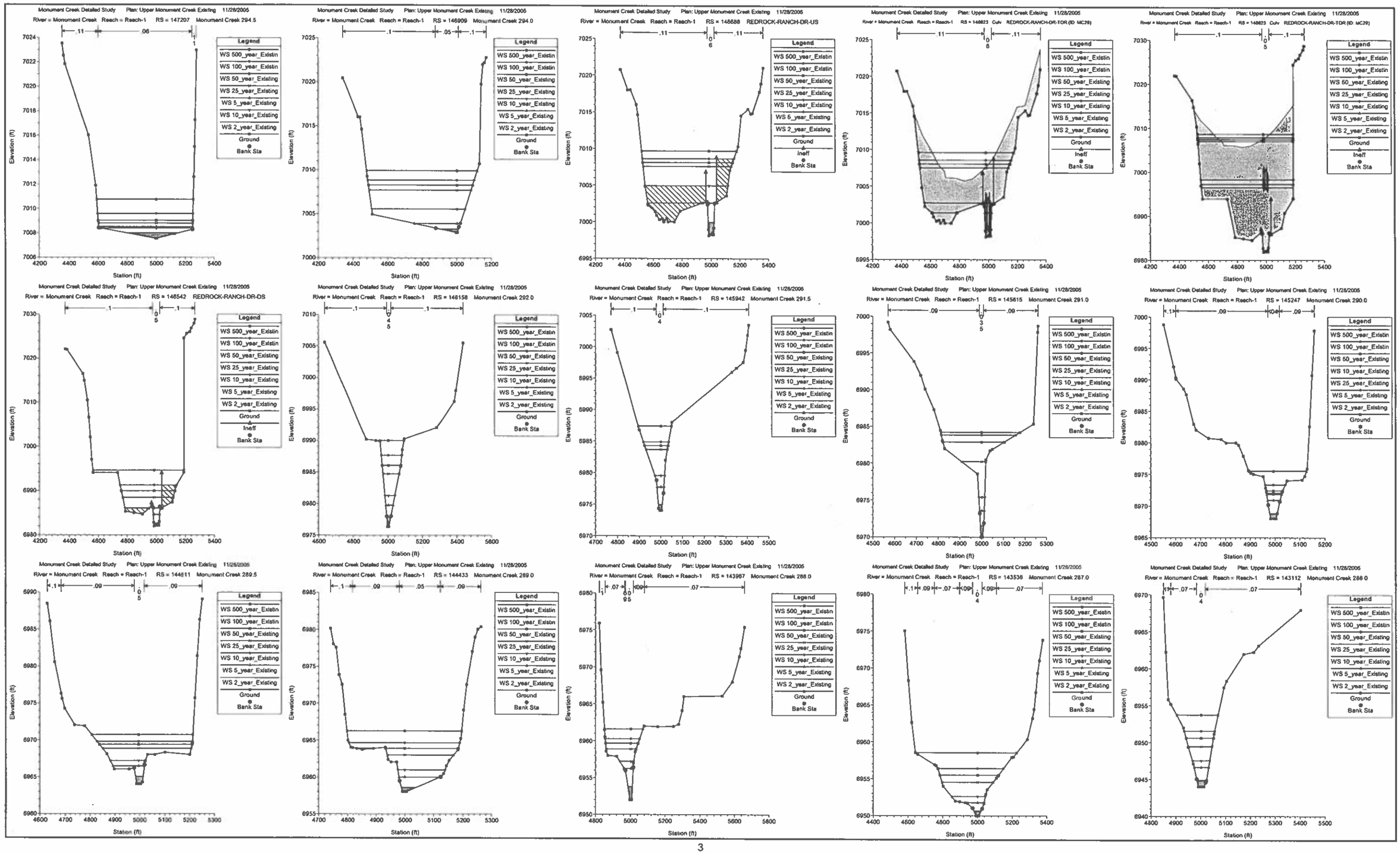
Monument Creek Detailed Study Plan: Upper Monument Creek Existing 11/28/2005
River = Monument Creek Reach = Reach-1 RS = 147207 Monument Creek 294.5
River = Monument Creek Reach = Reach-1 RS = 146909 Monument Creek 294.0
River = Monument Creek Reach = Reach-1 RS = 146688 REDROCK-RANCH-DR-US
River = Monument Creek Reach = Reach-1 RS = 146823 Culv REDROCK-RANCH-DR-TOR (ID: MC29)
River = Monument Creek Reach = Reach-1 RS = 146542 REDROCK-RANCH-DR-DS
River = Monument Creek Reach = Reach-1 RS = 146158 Monument Creek 292.0
River = Monument Creek Reach = Reach-1 RS = 145942 Monument Creek 291.5
River = Monument Creek Reach = Reach-1 RS = 145615 Monument Creek 291.0
River = Monument Creek Reach = Reach-1 RS = 145247 Monument Creek 290.0
River = Monument Creek Reach = Reach-1 RS = 144811 Monument Creek 289.5
River = Monument Creek Reach = Reach-1 RS = 144433 Monument Creek 289.0
River = Monument Creek Reach = Reach-1 RS = 143967 Monument Creek 288.0
River = Monument Creek Reach = Reach-1 RS = 143536 Monument Creek 287.0
River = Monument Creek Reach = Reach-1 RS = 143112 Monument Creek 286.0
Legend
WS 500_year_Existin
WS 100_year_Existin
WS 50_year_Existing
WS 25_year_Existing
WS 10_year_Existing
WS 5_year_Existing
WS 2_year_Existing
Ground
Ineff
Bank Sta
Elevation (ft)
Station (ft)

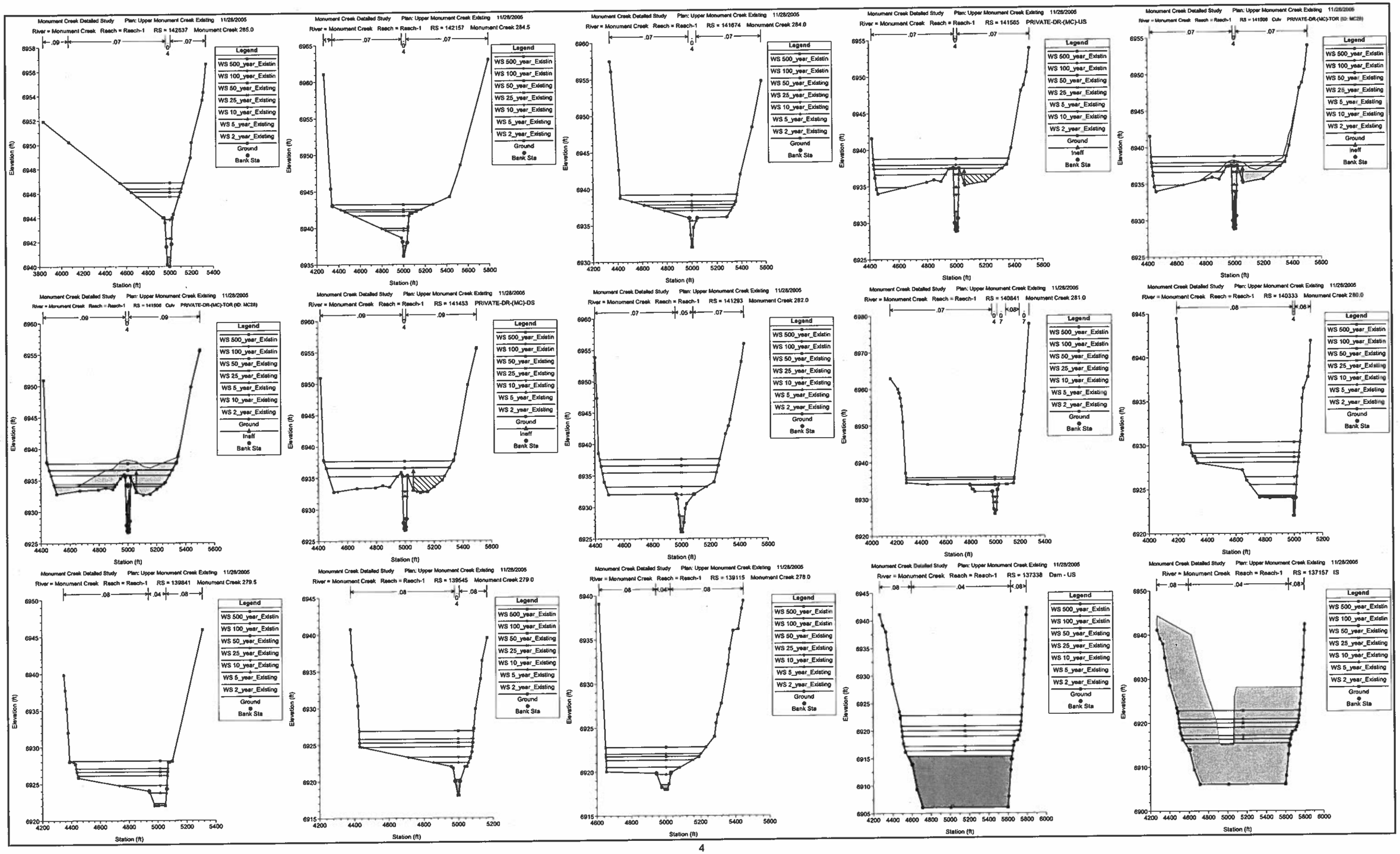
Monument Creek Detailed Study Plan: Upper Monument Creek Existing 11/28/2005
River = Monument Creek Reach = Reach-1 RS = 142637 Monument Creek 285.0
River = Monument Creek Reach = Reach-1 RS = 142157 Monument Creek 284.5
River = Monument Creek Reach = Reach-1 RS = 141674 Monument Creek 284.0
River = Monument Creek Reach = Reach-1 RS = 141565 PRIVATE-DR-(MC)-US
River = Monument Creek Reach = Reach-1 RS = 141506 Culv PRIVATE-DR-(MC)-TOR (ID: MC28)
River = Monument Creek Reach = Reach-1 RS = 141453 PRIVATE-DR-(MC)-DS
River = Monument Creek Reach = Reach-1 RS = 141293 Monument Creek 282.0
River = Monument Creek Reach = Reach-1 RS = 140841 Monument Creek 281.0
River = Monument Creek Reach = Reach-1 RS = 140333 Monument Creek 280.0
River = Monument Creek Reach = Reach-1 RS = 139841 Monument Creek 279.5
River = Monument Creek Reach = Reach-1 RS = 139545 Monument Creek 279.0
River = Monument Creek Reach = Reach-1 RS = 139115 Monument Creek 278.0
River = Monument Creek Reach = Reach-1 RS = 137338 Dam - US
River = Monument Creek Reach = Reach-1 RS = 137157 IS
Legend
WS 500_year_Existin
WS 100_year_Existin
WS 50_year_Existing
WS 25_year_Existing
WS 10_year_Existing
WS 5_year_Existing
WS 2_year_Existing
Ground
Ineff
Bank Sta
Elevation (ft)
Station (ft)

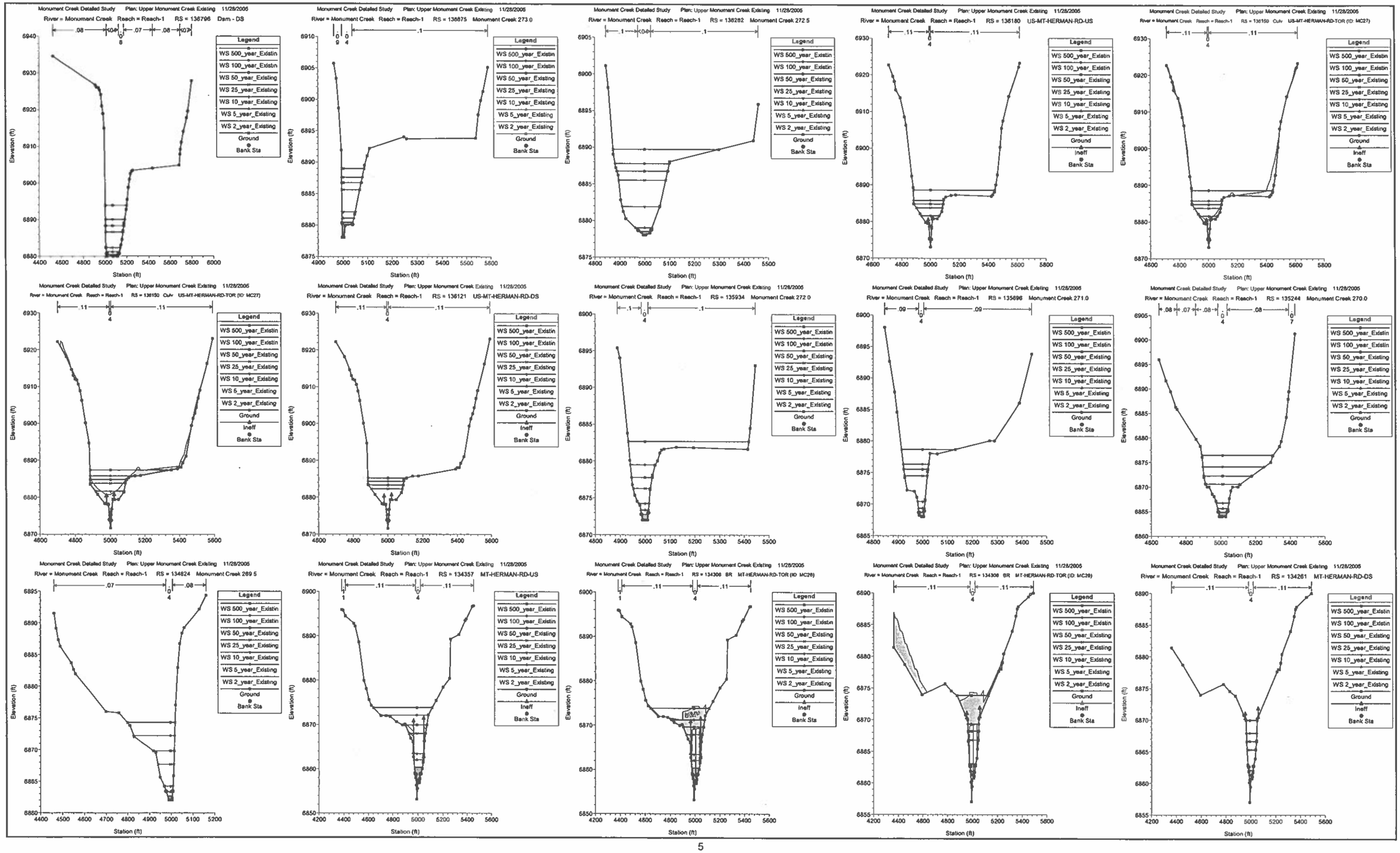
Monument Creek Detailed Study Plan: Upper Monument Creek Existing 11/28/2005
River = Monument Creek Reach = Reach-1 RS = 136796 Dam - DS
River = Monument Creek Reach = Reach-1 RS = 136875 Monument Creek 273.0
River = Monument Creek Reach = Reach-1 RS = 136282 Monument Creek 272.5
River = Monument Creek Reach = Reach-1 RS = 136180 US-MT-HERMAN-RD-US
River = Monument Creek Reach = Reach-1 RS = 136150 Culv US-MT-HERMAN-RD-TOR (ID: MC27)
River = Monument Creek Reach = Reach-1 RS = 136121 US-MT-HERMAN-RD-DS
River = Monument Creek Reach = Reach-1 RS = 135934 Monument Creek 272.0
River = Monument Creek Reach = Reach-1 RS = 135696 Monument Creek 271.0
River = Monument Creek Reach = Reach-1 RS = 135244 Monument Creek 270.0
River = Monument Creek Reach = Reach-1 RS = 134824 Monument Creek 269.5
River = Monument Creek Reach = Reach-1 RS = 134357 MT-HERMAN-RD-US
River = Monument Creek Reach = Reach-1 RS = 134306 BR MT-HERMAN-RD-TOR (ID: MC28)
River = Monument Creek Reach = Reach-1 RS = 134261 MT-HERMAN-RD-DS
Legend
WS 500_year_Existin
WS 100_year_Existin
WS 50_year_Existing
WS 25_year_Existing
WS 10_year_Existing
WS 5_year_Existing
WS 2_year_Existing
Ground
Ineff
Bank Sta
Elevation (ft)
Station (ft)

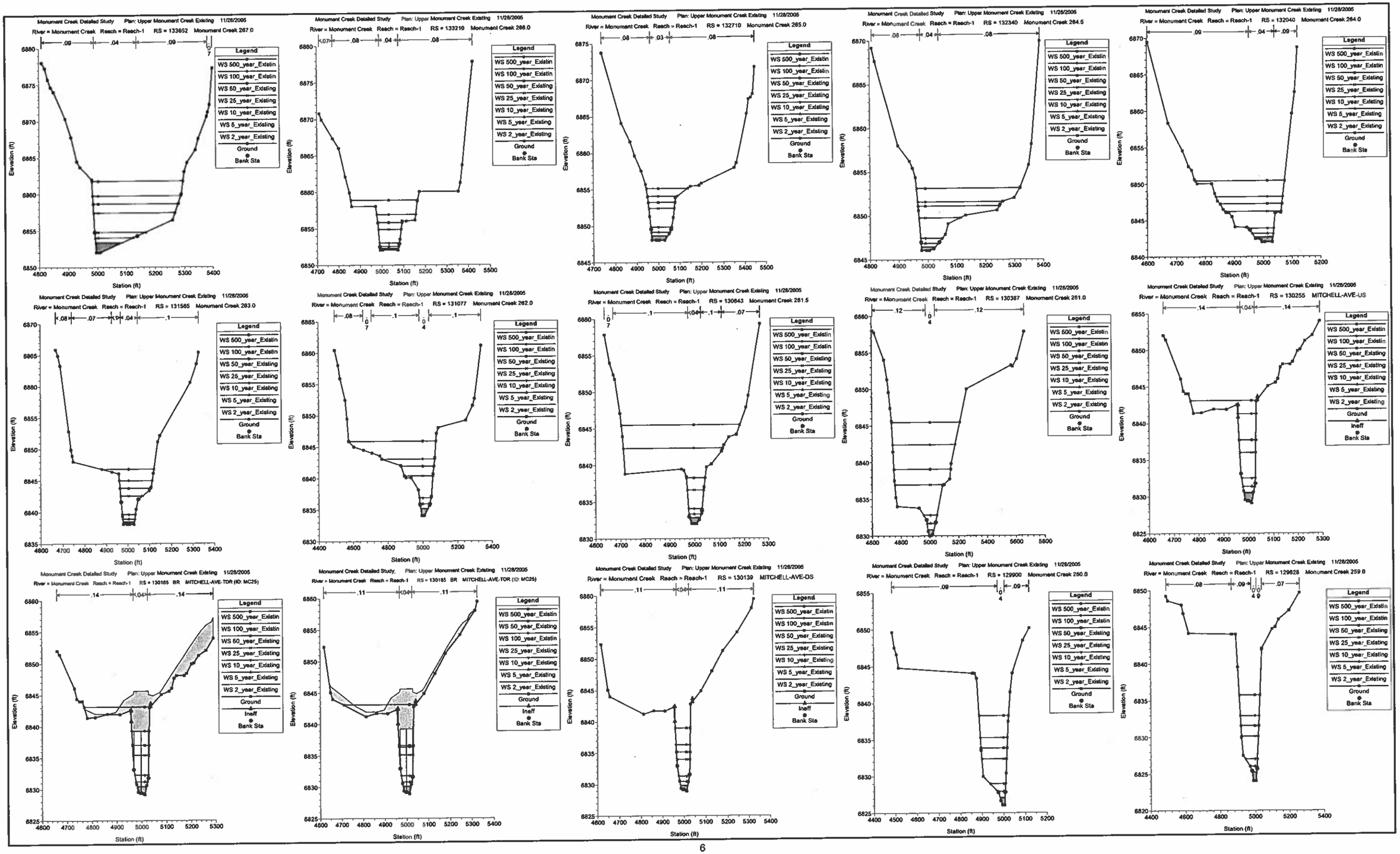
Monument Creek Detailed Study Plan: Upper Monument Creek Existing 11/28/2005
River = Monument Creek Reach = Reach-1 RS = 133652 Monument Creek 267.0
River = Monument Creek Reach = Reach-1 RS = 133210 Monument Creek 266.0
River = Monument Creek Reach = Reach-1 RS = 132710 Monument Creek 265.0
River = Monument Creek Reach = Reach-1 RS = 132340 Monument Creek 264.5
River = Monument Creek Reach = Reach-1 RS = 132040 Monument Creek 264.0
River = Monument Creek Reach = Reach-1 RS = 131565 Monument Creek 263.0
River = Monument Creek Reach = Reach-1 RS = 131077 Monument Creek 262.0
River = Monument Creek Reach = Reach-1 RS = 130643 Monument Creek 261.5
River = Monument Creek Reach = Reach-1 RS = 130387 Monument Creek 261.0
River = Monument Creek Reach = Reach-1 RS = 130255 MITCHELL-AVE-US
River = Monument Creek Reach = Reach-1 RS = 130185 BR MITCHELL-AVE-TOR (ID: MC25)
River = Monument Creek Reach = Reach-1 RS = 130185 BR MITCHELL-AVE-TOR (ID: MC25)
River = Monument Creek Reach = Reach-1 RS = 130139 MITCHELL-AVE-DS
River = Monument Creek Reach = Reach-1 RS = 129900 Monument Creek 260.0
River = Monument Creek Reach = Reach-1 RS = 129628 Monument Creek 259.0
Legend
WS 500_year_Existin
WS 100_year_Existin
WS 50_year_Existing
WS 25_year_Existing
WS 10_year_Existing
WS 5_year_Existing
WS 2_year_Existing
Ground
Ineff
Bank Sta
Elevation (ft)
Station (ft)

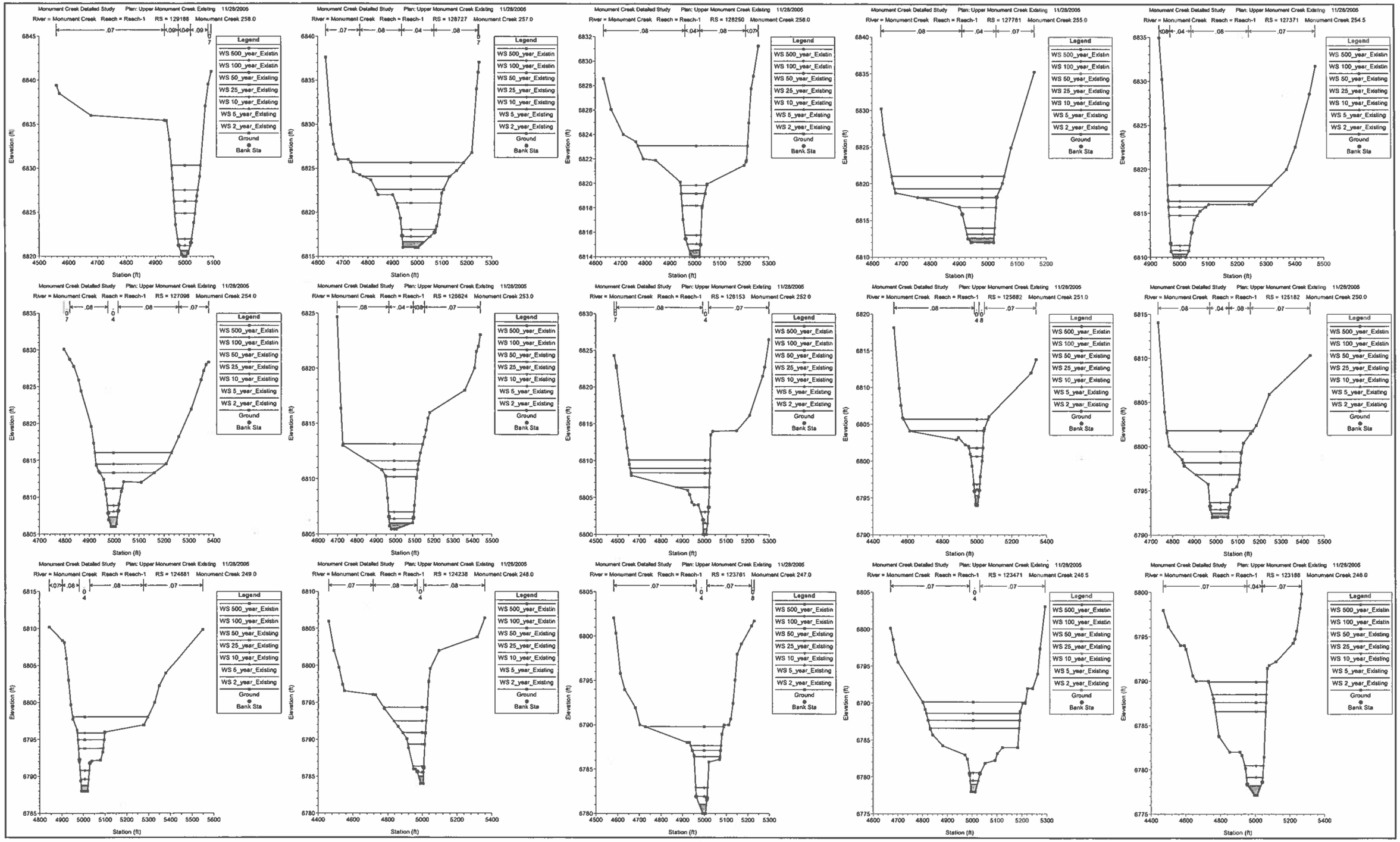
Monument Creek Detailed Study Plan: Upper Monument Creek Existing 11/28/2005
River = Monument Creek Reach = Reach-1 RS = 129188 Monument Creek 258.0
River = Monument Creek Reach = Reach-1 RS = 128727 Monument Creek 257.0
River = Monument Creek Reach = Reach-1 RS = 128250 Monument Creek 256.0
River = Monument Creek Reach = Reach-1 RS = 127781 Monument Creek 255.0
River = Monument Creek Reach = Reach-1 RS = 127371 Monument Creek 254.5
River = Monument Creek Reach = Reach-1 RS = 127098 Monument Creek 254.0
River = Monument Creek Reach = Reach-1 RS = 126824 Monument Creek 253.0
River = Monument Creek Reach = Reach-1 RS = 126153 Monument Creek 252.0
River = Monument Creek Reach = Reach-1 RS = 125682 Monument Creek 251.0
River = Monument Creek Reach = Reach-1 RS = 125182 Monument Creek 250.0
River = Monument Creek Reach = Reach-1 RS = 124681 Monument Creek 249.0
River = Monument Creek Reach = Reach-1 RS = 124238 Monument Creek 248.0
River = Monument Creek Reach = Reach-1 RS = 123781 Monument Creek 247.0
River = Monument Creek Reach = Reach-1 RS = 123471 Monument Creek 246.5
River = Monument Creek Reach = Reach-1 RS = 123188 Monument Creek 246.0
Legend
WS 500_year_Existin
WS 100_year_Existin
WS 50_year_Existing
WS 25_year_Existing
WS 10_year_Existing
WS 5_year_Existing
WS 2_year_Existing
Ground
Bank Sta
Elevation (ft)
Station (ft)

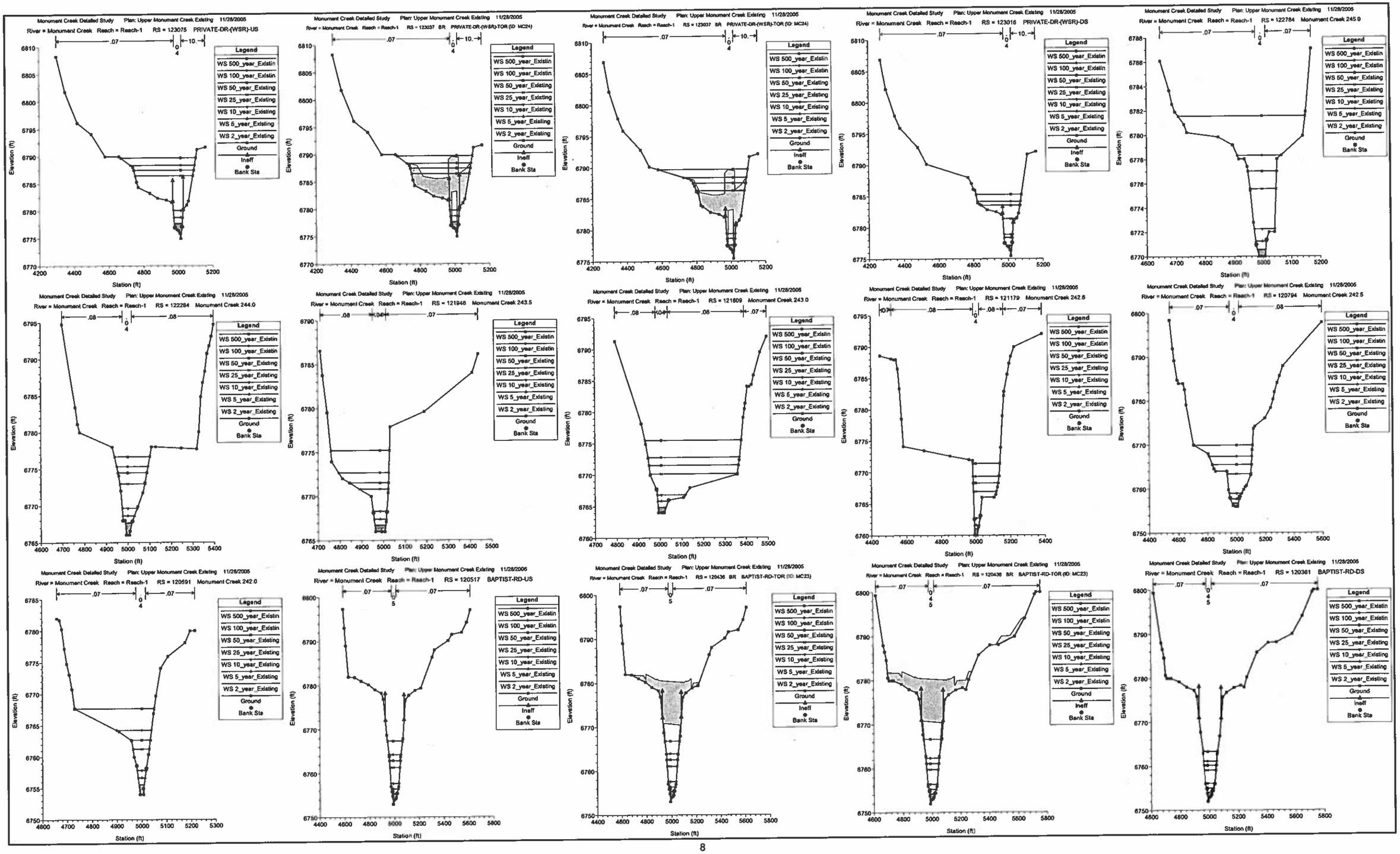
Monument Creek Detailed Study Plan: Upper Monument Creek Existing 11/28/2005
River = Monument Creek Reach = Reach-1 RS = 123075 PRIVATE-DR-(WSR)-US
River = Monument Creek Reach = Reach-1 RS = 123037 BR PRIVATE-DR-(WSR)-TOR (ID: MC24)
River = Monument Creek Reach = Reach-1 RS = 123037 BR PRIVATE-DR-(WSR)-TOR (ID: MC24)
River = Monument Creek Reach = Reach-1 RS = 123016 PRIVATE-DR-(WSR)-DS
River = Monument Creek Reach = Reach-1 RS = 122784 Monument Creek 245.0
River = Monument Creek Reach = Reach-1 RS = 122284 Monument Creek 244.0
River = Monument Creek Reach = Reach-1 RS = 121948 Monument Creek 243.5
River = Monument Creek Reach = Reach-1 RS = 121609 Monument Creek 243.0
River = Monument Creek Reach = Reach-1 RS = 121179 Monument Creek 242.6
River = Monument Creek Reach = Reach-1 RS = 120794 Monument Creek 242.5
River = Monument Creek Reach = Reach-1 RS = 120591 Monument Creek 242.0
River = Monument Creek Reach = Reach-1 RS = 120517 BAPTIST-RD-US
River = Monument Creek Reach = Reach-1 RS = 120436 BR BAPTIST-RD-TOR (ID: MC23)
River = Monument Creek Reach = Reach-1 RS = 120436 BR BAPTIST-RD-TOR (ID: MC23)
River = Monument Creek Reach = Reach-1 RS = 120361 BAPTIST-RD-DS
Legend
WS 500_year_Existin
WS 100_year_Existin
WS 50_year_Existing
WS 25_year_Existing
WS 10_year_Existing
WS 5_year_Existing
WS 2_year_Existing
Ground
Ineff
Bank Sta
Elevation (ft)
Station (ft)

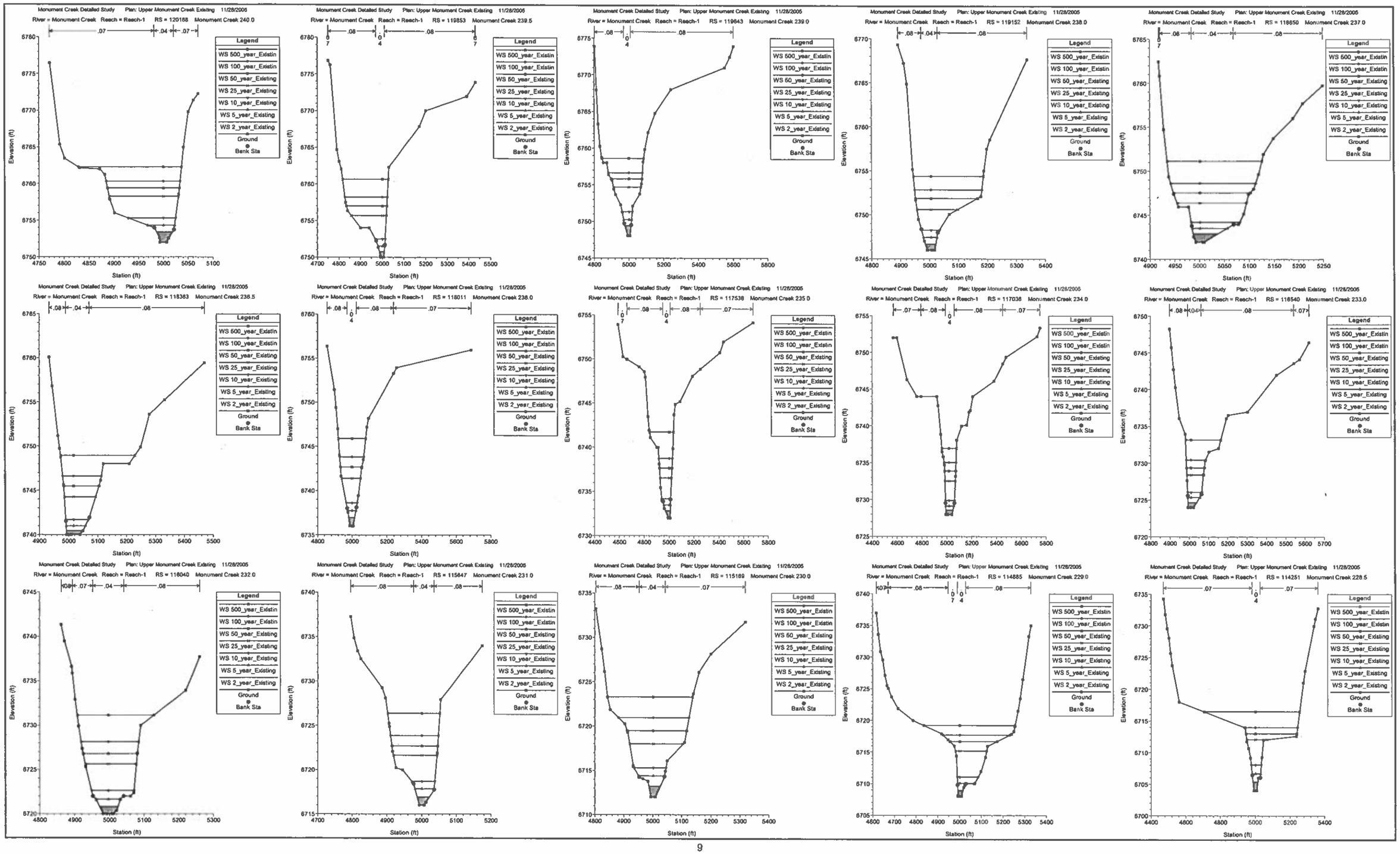
Monument Creek Detailed Study Plan: Upper Monument Creek Existing 11/28/2005
River = Monument Creek Reach = Reach-1 RS = 120168 Monument Creek 240.0
River = Monument Creek Reach = Reach-1 RS = 119853 Monument Creek 239.5
River = Monument Creek Reach = Reach-1 RS = 119643 Monument Creek 239.0
River = Monument Creek Reach = Reach-1 RS = 119152 Monument Creek 238.0
River = Monument Creek Reach = Reach-1 RS = 118650 Monument Creek 237.0
River = Monument Creek Reach = Reach-1 RS = 118383 Monument Creek 236.5
River = Monument Creek Reach = Reach-1 RS = 118011 Monument Creek 236.0
River = Monument Creek Reach = Reach-1 RS = 117538 Monument Creek 235.0
River = Monument Creek Reach = Reach-1 RS = 117038 Monument Creek 234.0
River = Monument Creek Reach = Reach-1 RS = 116540 Monument Creek 233.0
River = Monument Creek Reach = Reach-1 RS = 116040 Monument Creek 232.0
River = Monument Creek Reach = Reach-1 RS = 115647 Monument Creek 231.0
River = Monument Creek Reach = Reach-1 RS = 115189 Monument Creek 230.0
River = Monument Creek Reach = Reach-1 RS = 114885 Monument Creek 229.0
River = Monument Creek Reach = Reach-1 RS = 114251 Monument Creek 228.5
Legend
WS 500_year_Existing
WS 100_year_Existing
WS 50_year_Existing
WS 25_year_Existing
WS 10_year_Existing
WS 5_year_Existing
WS 2_year_Existing
Ground
Bank Sta
Elevation (ft)
Station (ft)

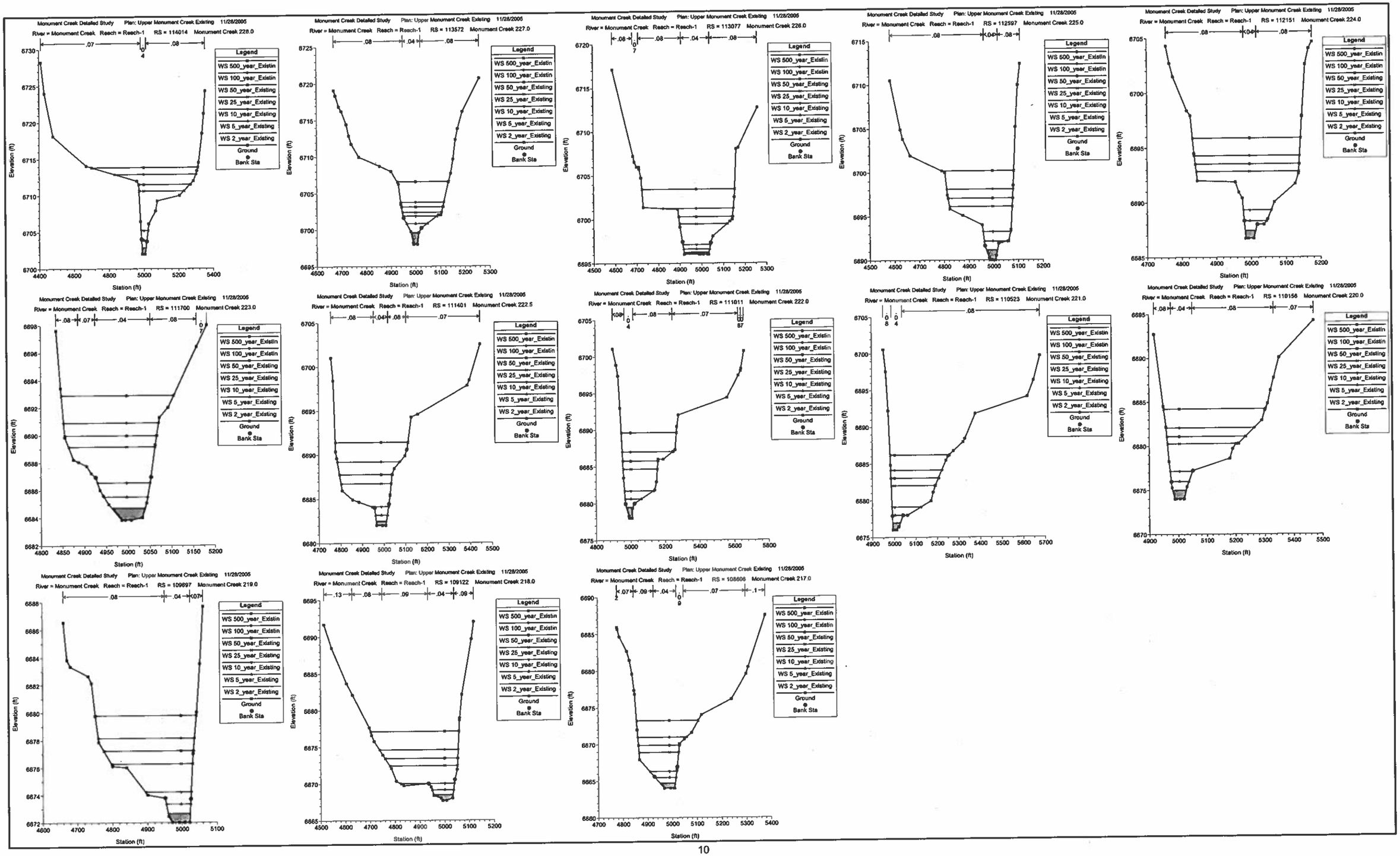
Monument Creek Detailed Study Plan: Upper Monument Creek Existing 11/28/2005
River = Monument Creek Reach = Reach-1 RS = 114014 Monument Creek 228.0
River = Monument Creek Reach = Reach-1 RS = 113572 Monument Creek 227.0
River = Monument Creek Reach = Reach-1 RS = 113077 Monument Creek 226.0
River = Monument Creek Reach = Reach-1 RS = 112597 Monument Creek 225.0
River = Monument Creek Reach = Reach-1 RS = 112151 Monument Creek 224.0
River = Monument Creek Reach = Reach-1 RS = 111700 Monument Creek 223.0
River = Monument Creek Reach = Reach-1 RS = 111401 Monument Creek 222.5
River = Monument Creek Reach = Reach-1 RS = 111011 Monument Creek 222.0
River = Monument Creek Reach = Reach-1 RS = 110523 Monument Creek 221.0
River = Monument Creek Reach = Reach-1 RS = 110156 Monument Creek 220.0
River = Monument Creek Reach = Reach-1 RS = 109697 Monument Creek 219.0
River = Monument Creek Reach = Reach-1 RS = 109122 Monument Creek 218.0
River = Monument Creek Reach = Reach-1 RS = 108606 Monument Creek 217.0
Legend
WS 500_year_Existin
WS 100_year_Existin
WS 50_year_Existing
WS 25_year_Existing
WS 10_year_Existing
WS 5_year_Existing
WS 2_year_Existing
Ground
Bank Sta
Elevation (ft)
Station (ft)

HEC-RAS Plan: UMC Existing River: Monument Creek Reach: Reach-1

Reach	River Sta	Profile	Q Total	Min Ch El	W.S. Elev	Crit W.S.	E.G. Elev	E.G. Slope	Vel Chnl	Flow Area	Top Width	Froude # Chl
			(cfs)	(ft)	(ft)	(ft)	(ft)	(ft/ft)	(ft/s)	(sq ft)	(ft)	
Reach-1	156610	2_year_Existing	45.00	7240.56	7241.35	7241.42	7241.75	0.060075	5.10	8.82	14.88	1.17
Reach-1	156610	5_year_Existing	390.00	7240.56	7242.78	7243.28	7244.48	0.060040	10.59	41.05	31.03	1.40
Reach-1	156610	10_year_Existing	860.00	7240.56	7243.77	7244.69	7246.69	0.060002	14.22	77.80	42.71	1.51
Reach-1	156610	25_year_Existing	2200.00	7240.56	7245.56	7247.20	7250.70	0.060015	19.84	170.60	59.44	1.64
Reach-1	156610	50_year_Existing	3100.00	7240.56	7246.45	7248.35	7252.68	0.060030	22.33	228.08	66.10	1.69
Reach-1	156610	100_year_Existin	4100.00	7240.56	7247.29	7249.76	7254.56	0.060010	24.58	285.02	73.36	1.73
Reach-1	156610	500_year_Existin	6800.00	7240.56	7249.08	7252.48	7258.71	0.060040	29.06	436.99	100.58	1.80
Reach-1	156191	2_year_Existing	45.00	7215.32	7216.16	7216.25	7218.65	0.059634	5.81	8.01	11.41	1.18
Reach-1	156191	5_year_Existing	390.00	7215.32	7217.98	7218.44	7219.81	0.057665	10.88	36.20	20.04	1.36
Reach-1	156191	10_year_Existing	860.00	7215.32	7219.18	7220.74	7222.46	0.055625	14.66	64.35	26.59	1.45
Reach-1	156191	25_year_Existing	2200.00	7215.32	7221.13	7222.79	7226.50	0.055534	20.13	186.79	136.10	1.56
Reach-1	156191	50_year_Existing	3100.00	7215.32	7221.74	7223.53	7227.63	0.059071	22.37	285.92	189.00	1.64
Reach-1	156191	100_year_Existin	4100.00	7215.32	7222.24	7224.05	7228.54	0.062931	24.38	389.22	231.60	1.72
Reach-1	156191	500_year_Existin	6800.00	7215.32	7223.07	7224.93	7230.32	0.073038	28.56	612.54	303.93	1.89
Reach-1	155770	2_year_Existing	45.00	7198.00	7199.00	7199.00	7199.46	0.043874	5.46	8.24	8.97	1.00
Reach-1	155770	5_year_Existing	390.00	7198.00	7201.42	7201.65	7202.72	0.029623	10.02	60.86	37.20	0.99
Reach-1	155770	10_year_Existing	860.00	7198.00	7202.77	7203.19	7204.68	0.031804	13.12	120.76	52.53	1.08
Reach-1	155770	25_year_Existing	2200.00	7198.00	7205.12	7206.41	7207.97	0.033187	17.68	305.93	153.77	1.19
Reach-1	155770	50_year_Existing	3100.00	7198.00	7206.03	7206.91	7208.79	0.032053	18.88	537.04	312.26	1.19
Reach-1	155770	100_year_Existin	4100.00	7198.00	7206.53	7207.34	7209.08	0.031879	19.62	694.25	318.42	1.20
Reach-1	155770	500_year_Existin	6800.00	7198.00	7207.56	7208.18	7209.83	0.030613	20.79	1027.60	325.95	1.20
Reach-1	155662	2_year_Existing	45.00	7191.89	7194.42	7193.70	7194.51	0.006275	2.63	26.37	32.97	0.36
Reach-1	155662	5_year_Existing	390.00	7191.89	7198.07	7195.79	7198.17	0.002576	3.85	283.74	112.18	0.28
Reach-1	155662	10_year_Existing	860.00	7191.89	7199.36	7197.13	7199.67	0.004310	5.47	454.83	151.63	0.37
Reach-1	155662	25_year_Existing	2200.00	7191.89	7201.39	7199.03	7201.75	0.007071	8.36	832.07	222.79	0.50
Reach-1	155662	50_year_Existing	3100.00	7191.89	7202.40	7200.07	7202.80	0.007896	9.38	1073.25	258.84	0.53
Reach-1	155662	100_year_Existin	4100.00	7191.89	7203.22	7200.90	7203.69	0.008515	10.42	1299.89	288.71	0.57
Reach-1	155662	500_year_Existin	6800.00	7191.89	7205.04	7202.38	7205.55	0.008658	11.69	1874.92	337.83	0.59
Reach-1	155627		Culvert									
Reach-1	155591	2_year_Existing	45.00	7189.68	7190.93	7191.54	7192.91	0.427241	11.29	3.98	6.38	0.36
Reach-1	155591	5_year_Existing	390.00	7189.68	7193.53	7193.53	7194.28	0.032433	8.83	88.87	59.77	0.90
Reach-1	155591	10_year_Existing	860.00	7189.68	7194.69	7194.69	7195.68	0.033564	11.17	171.54	82.93	0.97
Reach-1	155591	25_year_Existing	2200.00	7189.68	7196.64	7196.64	7198.00	0.034507	14.64	380.78	133.99	1.04
Reach-1	155591	50_year_Existing	3100.00	7189.68	7197.51	7197.51	7199.02	0.035272	16.17	509.81	183.73	1.08
Reach-1	155591	100_year_Existin	4100.00	7189.68	7198.30	7198.30	7199.91	0.035208	17.35	649.34	191.48	1.10
Reach-1	155591	500_year_Existin	6800.00	7189.68	7199.74	7199.74	7201.54	0.035899	19.62	961.54	242.32	1.14
Reach-1	155385	2_year_Existing	45.00	7180.00	7180.71	7180.71	7180.98	0.044840	4.15	10.84	20.14	1.00
Reach-1	155385	5_year_Existing	390.00	7180.00	7181.73	7182.26	7183.46	0.092046	10.58	37.38	30.76	1.65
Reach-1	155385	10_year_Existing	860.00	7180.00	7182.84	7183.42	7185.27	0.074872	13.11	68.89	37.66	1.61
Reach-1	155385	25_year_Existing	2200.00	7180.00	7184.56	7185.82	7188.69	0.050010	16.66	154.52	51.55	1.47
Reach-1	155385	50_year_Existing	3100.00	7180.00	7185.73	7187.62	7190.30	0.040856	17.80	219.19	63.66	1.38
Reach-1	155385	100_year_Existin	4100.00	7180.00	7186.65	7188.24	7191.51	0.036905	18.88	392.16	277.24	1.35
Reach-1	155385	500_year_Existin	6600.00	7180.00	7187.70	7189.29	7192.90	0.038218	21.38	708.14	316.61	1.41
Reach-1	155049	2_year_Existing	45.00	7166.00	7166.78	7166.63	7166.92	0.020166	2.98	15.09	25.26	0.68
Reach-1	155049	5_year_Existing	390.00	7166.00	7168.09	7168.06	7168.80	0.030656	6.80	57.63	40.03	0.98
Reach-1	155049	10_year_Existing	860.00	7166.00	7169.04	7169.12	7170.29	0.028234	9.05	102.37	53.74	1.02
Reach-1	155049	25_year_Existing	2200.00	7166.00	7170.34	7171.33	7173.31	0.040245	14.32	229.27	204.39	1.30
Reach-1	155049	50_year_Existing	3100.00	7166.00	7170.71	7172.06	7174.78	0.051589	17.27	308.32	221.67	1.50
Reach-1	155049	100_year_Existin	4100.00	7166.00	7171.09	7172.60	7176.02	0.059213	19.61	395.31	239.24	1.63
Reach-1	155049	500_year_Existin	6600.00	7166.00	7172.09	7173.67	7177.40	0.056845	21.94	658.90	281.75	1.85
Reach-1	154616	2_year_Existing	45.00	7154.00	7155.27	7155.21	7155.56	0.034885	4.33	10.38	14.81	0.91
Reach-1	154616	5_year_Existing	390.00	7154.00	7156.90	7156.90	7157.51	0.022318	7.01	95.58	85.20	0.87
Reach-1	154616	10_year_Existing	860.00	7154.00	7157.67	7157.67	7158.70	0.028022	9.72	164.18	94.65	1.03
Reach-1	154616	25_year_Existing	2200.00	7154.00	7159.45	7159.45	7160.67	0.021501	11.85	430.22	169.32	0.98
Reach-1	154616	50_year_Existing	3100.00	7154.00	7159.86	7159.86	7161.62	0.028692	14.50	502.46	177.54	1.15
Reach-1	154616	100_year_Existin	4100.00	7154.00	7159.99	7159.99	7162.80	0.044910	18.45	524.63	179.99	1.44
Reach-1	154616	500_year_Existin	6600.00	7154.00	7162.48	7162.57	7163.84	0.017204	14.86	1384.90	422.78	0.95
Reach-1	154203	2_year_Existing	45.00	7138.25	7138.98	7138.98	7139.29	0.044799	4.48	10.04	16.46	1.01
Reach-1	154203	5_year_Existing	390.00	7138.25	7140.28	7140.76	7141.95	0.075152	10.38	37.61	26.10	1.51
Reach-1	154203	10_year_Existing	860.00	7138.25	7141.51	7142.39	7143.72	0.047842	12.04	76.89	40.14	1.32
Reach-1	154203	25_year_Existing	2200.00	7138.25	7142.98	7144.33	7147.03	0.054145	17.30	212.03	135.47	1.51
Reach-1	154203	50_year_Existing	3100.00	7138.25	7143.94	7145.21	7147.48	0.040451	17.22	351.97	162.53	1.35
Reach-1	154203	100_year_Existin	4100.00	7138.25	7144.95	7145.92	7147.87	0.029662	16.64	547.16	226.70	1.19
Reach-1	154203	500_year_Existin	6600.00	7138.25	7145.25	7147.12	7151.32	0.059857	24.43	618.73	245.11	1.71
Reach-1	153777	2_year_Existing	45.00	7126.00	7126.84	7126.64	7126.94	0.016215	2.54	17.72	32.14	0.60
Reach-1	153777	5_year_Existing	390.00	7126.00	7128.05	7127.89	7128.52	0.019659	5.57	81.85	99.47	0.79
Reach-1	153777	10_year_Existing	860.00	7126.00	7128.75	7128.74	7129.53	0.022132	7.57	156.81	112.53	0.89
Reach-1	153777	25_year_Existing	2200.00	7126.00	7129.97	7129.97	7131.43	0.026066	10.97	304.44	129.54	1.04
Reach-1	153777	50_year_Existing	3100.00	7126.00	7130.49	7131.01	7132.41	0.029347	12.79	404.87	242.63	1.13
Reach-1	153777	100_year_Existin	4100.00	7126.00	7130.75	7131.58	7133.40	0.038778	15.31	466.89	245.96	1.31
Reach-1	153777	500_year_Existin	6600.00	7126.00	7132.24	7132.65	7134.43	0.025016	15.04	848.09	262.56	1.11

HEC-RAS Plan: UMC Existing River: Monument Creek Reach: Reach-1 (Continued)

Reach	River Sta	Profile	Q Total	Min Ch El	W.S. Elev	Crit W.S.	E.G. Elev	E.G. Slope	Vel Chnl	Flow Area	Top Width	Froude # Chl
			(cfs)	(ft)	(ft)	(ft)	(ft)	(ft/ft)	(ft/s)	(sq ft)	(ft)	
Reach-1	153312	2_year_Existing	45.00	7114.00	7114.63	7114.63	7114.87	0.047959	3.97	11.35	23.78	1.01
Reach-1	153312	5_year_Existing	390.00	7114.00	7116.00	7116.00	7116.63	0.034490	6.40	60.92	48.52	1.01
Reach-1	153312	10_year_Existing	860.00	7114.00	7116.69	7116.69	7117.84	0.028745	7.83	113.12	72.79	0.99
Reach-1	153312	25_year_Existing	2200.00	7114.00	7118.46	7118.59	7120.04	0.023021	10.40	274.22	133.60	0.98
Reach-1	153312	50_year_Existing	3100.00	7114.00	7119.30	7119.49	7121.07	0.020440	11.29	404.90	180.52	0.95
Reach-1	153312	100_year_Existin	4100.00	7114.00	7120.25	7120.35	7121.93	0.015936	11.38	602.52	227.97	0.87
Reach-1	153312	500_year_Existin	6600.00	7114.00	7123.73	7121.63	7124.52	0.004711	8.66	1473.51	265.54	0.51
Reach-1	153196	2_year_Existing	45.00	7108.69	7110.74	7109.88	7110.80	0.003863	1.87	24.08	23.19	0.32
Reach-1	153196	5_year_Existing	390.00	7108.69	7113.14	7111.80	7113.41	0.005503	4.21	92.61	33.40	0.45
Reach-1	153196	10_year_Existing	860.00	7108.69	7115.04	7113.10	7115.47	0.005242	5.27	163.88	46.58	0.46
Reach-1	153196	25_year_Existing	2200.00	7108.69	7117.58	7115.59	7118.32	0.005309	7.30	459.40	162.26	0.50
Reach-1	153196	50_year_Existing	3100.00	7108.69	7118.76	7117.10	7119.60	0.005233	8.09	693.90	185.29	0.51
Reach-1	153196	100_year_Existin	4100.00	7108.69	7119.43	7118.01	7120.54	0.006380	9.45	824.17	198.58	0.57
Reach-1	153196	500_year_Existin	6600.00	7108.69	7123.30	7119.76	7124.06	0.003184	8.58	1736.32	270.22	0.43
Reach-1	153162		Bridge									
Reach-1	153131	2_year_Existing	45.00	7107.72	7109.35	7108.90	7109.47	0.009334	2.79	16.13	16.45	0.50
Reach-1	153131	5_year_Existing	390.00	7107.72	7111.14	7110.81	7111.79	0.019046	6.46	60.37	29.37	0.79
Reach-1	153131	10_year_Existing	860.00	7107.72	7112.16	7112.16	7113.51	0.026995	9.31	92.33	33.37	0.99
Reach-1	153131	25_year_Existing	2200.00	7107.72	7115.17	7115.17	7116.72	0.014323	10.16	272.86	140.08	0.79
Reach-1	153131	50_year_Existing	3100.00	7107.72	7116.18	7116.18	7117.81	0.013036	10.94	421.04	154.85	0.78
Reach-1	153131	100_year_Existin	4100.00	7107.72	7116.98	7116.98	7118.79	0.013138	11.91	550.35	169.45	0.80
Reach-1	153131	500_year_Existin	6600.00	7107.72	7117.27	7118.52	7121.30	0.028210	17.94	600.83	175.19	1.17
Reach-1	152967	2_year_Existing	45.00	7106.00	7106.21	7106.21	7106.31	0.059501	2.52	17.82	86.70	0.98
Reach-1	152967	5_year_Existing	390.00	7106.00	7106.85	7106.85	7107.22	0.041417	4.93	79.16	107.61	1.01
Reach-1	152967	10_year_Existing	860.00	7106.00	7107.41	7107.38	7107.96	0.032521	5.97	144.34	124.95	0.97
Reach-1	152967	25_year_Existing	2200.00	7106.00	7107.49	7108.39	7110.62	0.167055	14.19	155.49	127.50	2.22
Reach-1	152967	50_year_Existing	3100.00	7106.00	7107.78	7108.93	7111.86	0.165726	16.22	193.75	135.88	2.29
Reach-1	152967	100_year_Existin	4100.00	7106.00	7108.13	7109.45	7112.63	0.146800	17.46	242.48	144.67	2.23
Reach-1	152967	500_year_Existin	6600.00	7106.00	7109.22	7110.60	7113.84	0.080172	17.47	407.59	157.52	1.78
Reach-1	152554	2_year_Existing	63.00	7094.26	7095.54	7095.21	7095.67	0.012411	2.89	21.78	26.34	0.56
Reach-1	152554	5_year_Existing	520.00	7094.26	7097.33	7096.96	7097.80	0.015948	5.57	103.39	72.92	0.73
Reach-1	152554	10_year_Existing	1100.00	7094.26	7098.15	7098.15	7098.87	0.016918	7.30	227.18	203.56	0.79
Reach-1	152554	25_year_Existing	2900.00	7094.26	7099.47	7099.47	7100.56	0.018300	9.97	514.80	230.27	0.88
Reach-1	152554	50_year_Existing	4100.00	7094.26	7100.05	7100.05	7101.39	0.019822	11.37	851.19	239.20	0.94
Reach-1	152554	100_year_Existin	5300.00	7094.26	7100.58	7100.58	7102.11	0.020412	12.43	780.31	247.36	0.97
Reach-1	152554	500_year_Existin	8500.00	7094.26	7101.73	7101.73	7103.78	0.022305	14.88	1076.00	272.03	1.05
Reach-1	152050	2_year_Existing	63.00	7084.00	7084.64	7084.64	7084.92	0.044674	4.26	14.80	26.42	1.00
Reach-1	152050	5_year_Existing	520.00	7084.00	7086.25	7086.25	7087.10	0.026382	7.38	72.17	54.89	0.98
Reach-1	152050	10_year_Existing	1100.00	7084.00	7087.26	7087.36	7088.49	0.025331	9.26	156.14	118.60	0.98
Reach-1	152050	25_year_Existing	2900.00	7084.00	7088.75	7088.99	7090.26	0.022783	11.71	469.18	229.20	1.00
Reach-1	152050	50_year_Existing	4100.00	7084.00	7089.50	7089.89	7091.06	0.021075	12.55	693.95	367.53	0.99
Reach-1	152050	100_year_Existin	5300.00	7084.00	7089.98	7090.32	7091.61	0.021233	13.38	869.00	370.11	1.01
Reach-1	152050	500_year_Existin	8500.00	7084.00	7091.05	7091.25	7092.82	0.020899	14.95	1267.71	376.03	1.03
Reach-1	151553	2_year_Existing	63.00	7072.00	7073.15	7072.87	7073.28	0.012973	2.81	22.45	30.10	0.57
Reach-1	151553	5_year_Existing	520.00	7072.00	7074.92	7074.49	7075.52	0.013667	6.35	95.42	51.60	0.71
Reach-1	151553	10_year_Existing	1100.00	7072.00	7075.99	7075.72	7077.12	0.016905	8.98	157.61	66.30	0.84
Reach-1	151553	25_year_Existing	2900.00	7072.00	7078.09	7078.40	7080.07	0.018379	12.74	378.52	152.18	0.94
Reach-1	151553	50_year_Existing	4100.00	7072.00	7079.05	7079.47	7081.26	0.018195	14.07	549.51	200.90	0.96
Reach-1	151553	100_year_Existin	5300.00	7072.00	7079.91	7080.34	7082.17	0.016898	14.72	740.56	238.26	0.95
Reach-1	151553	500_year_Existin	8500.00	7072.00	7081.64	7081.81	7083.95	0.015267	16.07	1186.50	269.83	0.93
Reach-1	151046	2_year_Existing	63.00	7064.00	7065.03	7064.88	7065.21	0.019997	3.33	19.18	28.50	0.70
Reach-1	151046	5_year_Existing	520.00	7064.00	7066.72	7066.52	7067.45	0.018833	7.19	92.76	59.97	0.82
Reach-1	151046	10_year_Existing	1100.00	7064.00	7067.99	7067.88	7068.92	0.015229	8.65	209.97	143.34	0.80
Reach-1	151046	25_year_Existing	2900.00	7064.00	7069.67	7069.94	7070.97	0.016782	11.69	603.28	326.15	0.89
Reach-1	151046	50_year_Existing	4100.00	7064.00	7070.38	7070.50	7071.65	0.016188	12.47	838.49	343.73	0.90
Reach-1	151046	100_year_Existin	5300.00	7064.00	7070.90	7070.96	7072.25	0.016415	13.30	1026.96	350.81	0.92
Reach-1	151046	500_year_Existin	8500.00	7064.00	7071.42	7071.97	7073.77	0.027564	18.13	1209.39	355.47	1.20
Reach-1	150574	2_year_Existing	63.00	7056.00	7057.35	7057.01	7057.51	0.013542	3.21	19.60	21.39	0.59
Reach-1	150574	5_year_Existing	520.00	7056.00	7058.75	7058.68	7059.12	0.018352	5.93	188.80	175.80	0.74
Reach-1	150574	10_year_Existing	1100.00	7056.00	7059.25		7059.89	0.024251	8.37	268.89	249.04	0.93
Reach-1	150574	25_year_Existing	2900.00	7056.00	7060.29	7060.33	7061.13	0.025719	10.89	581.62	313.32	1.02
Reach-1	150574	50_year_Existing	4100.00	7056.00	7060.74	7060.74	7061.74	0.027698	12.23	722.51	317.38	1.08
Reach-1	150574	100_year_Existin	5300.00	7056.00	7061.17	7061.14	7062.27	0.027828	13.12	858.94	321.26	1.10
Reach-1	150574	500_year_Existin	8500.00	7056.00	7062.32	7061.99	7063.54	0.023839	14.17	1234.10	329.07	1.06
Reach-1	150115	2_year_Existing	63.00	7046.00	7046.70	7046.70	7046.95	0.047285	4.04	15.61	31.58	1.01
Reach-1	150115	5_year_Existing	520.00	7046.00	7048.11	7048.11	7048.79	0.032677	6.65	78.70	67.17	1.00
Reach-1	150115	10_year_Existing	1100.00	7046.00	7049.10	7049.10	7049.88	0.019672	7.41	197.47	162.51	0.85
Reach-1	150115	25_year_Existing	2900.00	7046.00	7050.54	7050.63	7051.56	0.017181	9.49	530.68	334.61	0.86
Reach-1	150115	50_year_Existing	4100.00	7046.00	7051.18	7051.22	7052.23	0.016055	10.17	764.20	399.25	0.85
Reach-1	150115	100_year_Existin	5300.00	7046.00	7051.65	7051.65	7052.77	0.015989	10.85	953.82	402.26	0.86

HEC-RAS Plan: UMC Existing River: Monument Creek Reach: Reach-1 (Continued)

Reach	River Sta	Profile	Q Total	Min Ch El	W.S. Elev	Crit W.S.	E.G. Elev	E.G. Slope	Vel Chnl	Flow Area	Top Width	Froude # Chl
			(cfs)	(ft)	(ft)	(ft)	(ft)	(ft/ft)	(ft/s)	(sq ft)	(ft)	
Reach-1	150115	500 year Existin	8500.00	7046.00	7052.51	7052.51	7053.96	0.018382	12.95	1301.66	407.73	0.95
Reach-1	149645	2 year Existing	63.00	7036.00	7037.13	7036.80	7037.19	0.009180	2.03	32.09	59.92	0.46
Reach-1	149645	5 year Existing	520.00	7036.00	7038.28	7037.96	7038.65	0.014489	5.19	125.70	103.80	0.69
Reach-1	149645	10 year Existing	1100.00	7036.00	7039.06	7038.79	7039.70	0.016127	7.00	221.61	142.85	0.78
Reach-1	149645	25 year Existing	2900.00	7036.00	7040.87	7040.51	7041.61	0.011183	8.38	604.83	248.45	0.71
Reach-1	149645	50 year Existing	4100.00	7036.00	7041.98	7041.07	7042.62	0.007903	8.18	894.01	271.98	0.62
Reach-1	149645	100 year Existin	5300.00	7036.00	7042.64	7041.58	7043.36	0.007930	8.84	1078.32	285.97	0.63
Reach-1	149645	500 year Existin	8500.00	7036.00	7043.99	7042.68	7044.98	0.009025	10.77	1492.30	344.81	0.69
Reach-1	149150	2 year Existing	63.00	7030.00	7030.70	7030.54	7030.84	0.019111	2.97	21.24	34.49	0.67
Reach-1	149150	5 year Existing	520.00	7030.00	7032.61	7031.93	7032.98	0.009320	4.88	121.66	86.34	0.58
Reach-1	149150	10 year Existing	1100.00	7030.00	7033.77		7034.24	0.007900	5.95	262.03	137.92	0.57
Reach-1	149150	25 year Existing	2900.00	7030.00	7035.60		7036.48	0.009573	8.72	550.77	197.83	0.67
Reach-1	149150	50 year Existing	4100.00	7030.00	7036.04		7037.44	0.013986	11.13	647.11	237.43	0.82
Reach-1	149150	100 year Existin	5300.00	7030.00	7036.71		7038.21	0.013811	11.91	825.30	297.18	0.83
Reach-1	149150	500 year Existin	8500.00	7030.00	7038.03		7039.61	0.012998	13.11	1260.27	341.11	0.83
Reach-1	148789	2 year Existing	63.00	7024.00	7025.17	7024.83	7025.32	0.012465	3.15	19.98	21.21	0.57
Reach-1	148789	5 year Existing	520.00	7024.00	7026.85	7026.85	7027.80	0.023904	7.95	74.77	51.64	0.92
Reach-1	148789	10 year Existing	1100.00	7024.00	7027.90	7027.90	7029.43	0.025656	10.55	143.14	79.57	1.01
Reach-1	148789	25 year Existing	2900.00	7024.00	7029.95	7029.95	7031.62	0.019545	12.64	432.29	171.10	0.96
Reach-1	148789	50 year Existing	4100.00	7024.00	7031.39	7031.39	7032.63	0.012464	11.81	751.35	272.68	0.79
Reach-1	148789	100 year Existin	5300.00	7024.00	7031.94	7031.94	7033.29	0.013218	12.80	910.41	310.87	0.83
Reach-1	148789	500 year Existin	8500.00	7024.00	7033.06	7033.06	7034.64	0.014646	14.60	1304.04	388.31	0.89
Reach-1	148487	2 year Existing	63.00	7020.00	7020.67	7020.52	7020.78	0.018312	2.64	23.82	44.61	0.64
Reach-1	148487	5 year Existing	520.00	7020.00	7022.20	7021.71	7022.49	0.010642	4.33	138.92	160.03	0.59
Reach-1	148487	10 year Existing	1100.00	7020.00	7023.11	7022.58	7023.46	0.008471	5.15	289.93	171.29	0.56
Reach-1	148487	25 year Existing	2900.00	7020.00	7024.73	7023.83	7025.35	0.008596	7.18	580.13	185.66	0.62
Reach-1	148487	50 year Existing	4100.00	7020.00	7025.55	7024.47	7026.31	0.008722	8.14	734.76	193.41	0.64
Reach-1	148487	100 year Existin	5300.00	7020.00	7026.24	7025.03	7027.17	0.009065	9.04	873.32	207.01	0.67
Reach-1	148487	500 year Existin	8500.00	7020.00	7027.29	7026.23	7028.86	0.012614	11.93	1108.63	242.52	0.81
Reach-1	148057	2 year Existing	63.00	7014.00	7015.62		7015.73	0.006171	2.73	23.09	22.14	0.47
Reach-1	148057	5 year Existing	520.00	7014.00	7017.61		7018.04	0.009968	5.62	126.45	83.68	0.61
Reach-1	148057	10 year Existing	1100.00	7014.00	7018.55	7018.55	7019.19	0.011599	7.42	261.18	297.87	0.69
Reach-1	148057	25 year Existing	2900.00	7014.00	7019.70	7019.70	7020.55	0.014832	10.09	639.65	325.38	0.82
Reach-1	148057	50 year Existing	4100.00	7014.00	7020.17	7020.17	7021.19	0.017021	11.51	794.59	334.30	0.89
Reach-1	148057	100 year Existin	5300.00	7014.00	7020.57	7020.57	7021.74	0.018596	12.65	932.13	342.02	0.94
Reach-1	148057	500 year Existin	8500.00	7014.00	7022.09		7023.10	0.013406	12.60	1473.68	368.93	0.83
Reach-1	147634	2 year Existing	63.00	7010.01	7011.55	7011.10	7011.72	0.011168	3.30	19.10	17.26	0.55
Reach-1	147634	5 year Existing	520.00	7010.01	7012.86	7012.88	7013.17	0.013243	5.88	235.28	352.14	0.88
Reach-1	147634	10 year Existing	1100.00	7010.01	7013.84	7013.28	7013.95	0.005004	4.54	619.40	453.46	0.44
Reach-1	147634	25 year Existing	2900.00	7010.01	7014.92	7013.96	7015.09	0.005967	6.01	1150.38	508.86	0.51
Reach-1	147634	50 year Existing	4100.00	7010.01	7015.43	7014.30	7015.63	0.006453	6.72	1413.63	524.97	0.54
Reach-1	147634	100 year Existin	5300.00	7010.01	7015.55	7014.57	7015.85	0.009466	8.28	1475.10	528.09	0.65
Reach-1	147634	500 year Existin	8500.00	7010.01	7015.84	7015.19	7016.46	0.017960	11.84	1630.56	533.16	0.91
Reach-1	147207	2 year Existing	63.00	7007.54	7007.99		7008.00	0.006851	0.76	82.40	361.72	0.28
Reach-1	147207	5 year Existing	520.00	7007.54	7008.49	7008.16	7008.52	0.007871	1.47	353.77	647.18	0.35
Reach-1	147207	10 year Existing	1100.00	7007.54	7008.38	7008.38	7008.61	0.070375	3.86	285.10	633.68	1.01
Reach-1	147207	25 year Existing	2900.00	7007.54	7008.79	7008.79	7009.22	0.057827	5.32	545.94	649.59	1.02
Reach-1	147207	50 year Existing	4100.00	7007.54	7009.01	7009.01	7009.56	0.052197	5.92	693.84	651.43	1.01
Reach-1	147207	100 year Existin	5300.00	7007.54	7009.56		7009.96	0.021807	5.05	1053.98	655.90	0.70
Reach-1	147207	500 year Existin	8500.00	7007.54	7010.74		7011.08	0.009072	4.68	1830.76	665.44	0.49
Reach-1	146909	2 year Existing	63.00	7002.87	7003.27	7003.27	7003.39	0.062256	2.67	23.59	109.08	1.01
Reach-1	146909	5 year Existing	520.00	7002.87	7003.89	7003.89	7004.20	0.034239	4.67	138.18	267.74	0.93
Reach-1	146909	10 year Existing	1100.00	7002.87	7005.52	7004.31	7005.57	0.001647	2.17	871.88	540.65	0.25
Reach-1	146909	25 year Existing	2900.00	7002.87	7007.68	7005.14	7007.73	0.000865	2.41	2095.58	590.79	0.20
Reach-1	146909	50 year Existing	4100.00	7002.87	7008.25	7005.47	7008.33	0.001098	2.94	2437.76	604.07	0.23
Reach-1	146909	100 year Existin	5300.00	7002.87	7008.81		7008.90	0.001244	3.35	2773.99	616.84	0.25
Reach-1	146909	500 year Existin	8500.00	7002.87	7009.90		7010.06	0.001645	4.32	3462.86	641.34	0.29
Reach-1	146688	2 year Existing	63.00	6998.11	6999.98	6998.76	6999.99	0.000889	0.98	64.11	40.92	0.14
Reach-1	146688	5 year Existing	520.00	6998.11	7002.59	7000.14	7002.71	0.002461	2.87	181.64	435.35	0.26
Reach-1	146688	10 year Existing	1100.00	6998.11	7004.95	7001.28	7005.14	0.001925	3.52	352.81	574.67	0.25
Reach-1	146688	25 year Existing	2900.00	6998.11	7007.59	7003.85	7007.81	0.000313	1.80	3148.23	611.77	0.11
Reach-1	146688	50 year Existing	4100.00	6998.11	7008.12	7004.99	7008.15	0.000484	2.33	3418.23	623.92	0.13
Reach-1	146688	100 year Existin	5300.00	6998.11	7008.64	7005.98	7008.69	0.000641	2.78	3682.43	635.76	0.16
Reach-1	146688	500 year Existin	8500.00	6998.11	7009.68	7006.84	7009.75	0.000909	3.54	4854.04	659.59	0.19
Reach-1	146623		Culvert									
Reach-1	146542	2 year Existing	63.00	6981.88	6982.60	6982.53	6982.76	0.028884	3.28	19.23	38.59	0.80
Reach-1	146542	5 year Existing	520.00	6981.88	6984.54	6983.91	6984.98	0.011389	5.34	97.46	43.35	0.63
Reach-1	146542	10 year Existing	1100.00	6981.88	6985.97	6985.05	6986.68	0.010751	6.77	162.76	221.51	0.65
Reach-1	146542	25 year Existing	2900.00	6981.88	6988.39	6987.18	6988.71	0.003924	5.80	937.31	347.86	0.43
Reach-1	146542	50 year Existing	4100.00	6981.88	6989.89	6987.50	6990.18	0.002802	5.72	1345.51	367.06	0.37

HEC-RAS Plan: UMC Existing River: Monument Creek Reach: Reach-1 (Continued)

Reach	River Sta	Profile	Q Total	Min Ch El	W.S. Elev	Crit W.S.	E.G. Elev	E.G. Slope	Vel Chnl	Flow Area	Top Width	Froude # Chl
			(cfs)	(ft)	(ft)	(ft)	(ft)	(ft/ft)	(ft/s)	(sq ft)	(ft)	
Reach-1	146542	100 year Existin	5300.00	6981.88	6991.19	6987.98	6991.47	0.002328	5.82	1709.33	387.74	0.35
Reach-1	146542	500 year Existin	8500.00	6981.88	6994.53	6989.07	6994.76	0.001457	5.73	3611.56	627.27	0.29
Reach-1	146158	2 year Existing	63.00	6976.30	6977.80	6977.32	6977.92	0.006988	2.72	23.13	23.21	0.49
Reach-1	146158	5 year Existing	520.00	6976.30	6979.70		6980.45	0.011700	7.07	86.09	42.98	0.74
Reach-1	146158	10 year Existing	1100.00	6976.30	6981.22		6982.37	0.010974	9.11	162.91	58.68	0.77
Reach-1	146158	25 year Existing	2900.00	6976.30	6984.67		6986.25	0.007905	11.43	427.93	94.62	0.72
Reach-1	146158	50 year Existing	4100.00	6976.30	6986.02		6987.96	0.008254	12.99	565.08	107.98	0.76
Reach-1	146158	100 year Existin	5300.00	6976.30	6987.61		6989.54	0.007032	13.34	745.42	119.02	0.72
Reach-1	146158	500 year Existin	8500.00	6976.30	6989.95		6992.84	0.008485	16.72	1046.36	183.40	0.81
Reach-1	145942	2 year Existing	63.00	6974.05	6974.96	6974.94	6975.31	0.024892	4.75	13.25	17.86	0.97
Reach-1	145942	5 year Existing	520.00	6974.05	6977.73		6978.38	0.007901	6.33	82.91	31.59	0.67
Reach-1	145942	10 year Existing	1100.00	6974.05	6979.55		6980.49	0.006654	7.83	149.26	44.97	0.68
Reach-1	145942	25 year Existing	2900.00	6974.05	6983.68		6984.97	0.004086	9.59	441.85	99.65	0.58
Reach-1	145942	50 year Existing	4100.00	6974.05	6984.29		6986.40	0.006239	12.41	504.68	108.73	0.73
Reach-1	145942	100 year Existin	5300.00	6974.05	6984.88		6987.81	0.008088	14.74	572.24	117.71	0.84
Reach-1	145942	500 year Existin	8500.00	6974.05	6987.41	6987.41	6991.00	0.007956	17.07	917.23	154.49	0.86
Reach-1	145615	2 year Existing	63.00	6970.00	6971.56	6971.13	6971.75	0.005955	3.52	17.90	15.43	0.58
Reach-1	145615	5 year Existing	520.00	6970.00	6973.59	6973.59	6974.98	0.013405	9.47	56.43	21.94	0.99
Reach-1	145615	10 year Existing	1100.00	6970.00	6975.42	6975.42	6977.61	0.011061	11.99	101.60	27.45	0.98
Reach-1	145615	25 year Existing	2900.00	6970.00	6980.23	6980.23	6983.18	0.006225	14.43	325.56	111.18	0.83
Reach-1	145615	50 year Existing	4100.00	6970.00	6982.90	6982.90	6984.83	0.003598	12.94	838.65	282.21	0.65
Reach-1	145615	100 year Existin	5300.00	6970.00	6983.85	6983.85	6985.80	0.003685	13.77	1135.82	341.68	0.67
Reach-1	145615	500 year Existin	8500.00	6970.00	6984.22	6985.72	6988.36	0.007870	20.50	1266.18	364.59	0.98
Reach-1	145247	2 year Existing	63.00	6968.00	6968.85	6968.62	6968.98	0.009582	2.92	21.58	29.85	0.60
Reach-1	145247	5 year Existing	520.00	6968.00	6970.95	6970.20	6971.33	0.006054	4.96	105.81	50.21	0.58
Reach-1	145247	10 year Existing	1100.00	6968.00	6972.06	6971.29	6972.81	0.007009	6.97	167.97	61.42	0.67
Reach-1	145247	25 year Existing	2900.00	6968.00	6971.89	6973.71	6977.69	0.058483	19.42	157.33	59.65	1.91
Reach-1	145247	50 year Existing	4100.00	6968.00	6972.43	6975.51	6980.69	0.068100	23.27	191.47	65.88	2.12
Reach-1	145247	100 year Existin	5300.00	6968.00	6973.36	6976.34	6981.77	0.052519	23.68	259.62	81.13	1.93
Reach-1	145247	500 year Existin	8500.00	6968.00	6975.56	6977.79	6982.94	0.030554	23.33	600.57	231.00	1.57
Reach-1	144811	2 year Existing	63.00	6964.00	6965.01	6964.63	6965.10	0.008239	2.41	26.13	30.70	0.46
Reach-1	144811	5 year Existing	520.00	6964.00	6966.41	6966.41	6966.97	0.019338	6.24	109.54	126.91	0.80
Reach-1	144811	10 year Existing	1100.00	6964.00	6967.15	6967.15	6967.94	0.020535	7.96	208.31	140.80	0.87
Reach-1	144811	25 year Existing	2900.00	6964.00	6968.81	6968.81	6969.71	0.015416	9.59	593.80	355.90	0.82
Reach-1	144811	50 year Existing	4100.00	6964.00	6969.35	6969.35	6970.36	0.016305	10.69	791.85	372.28	0.86
Reach-1	144811	100 year Existin	5300.00	6964.00	6969.76	6969.76	6970.91	0.017675	11.75	946.77	383.55	0.91
Reach-1	144811	500 year Existin	8500.00	6964.00	6970.68	6970.68	6972.11	0.019588	13.79	1310.30	406.78	0.98
Reach-1	144433	2 year Existing	63.00	6958.00	6958.57	6958.57	6958.75	0.051199	3.41	18.50	51.27	1.00
Reach-1	144433	5 year Existing	520.00	6958.00	6959.95	6959.53	6960.13	0.011993	3.44	151.54	140.82	0.58
Reach-1	144433	10 year Existing	1100.00	6958.00	6960.94	6960.11	6961.15	0.006062	3.74	303.87	162.33	0.46
Reach-1	144433	25 year Existing	2900.00	6958.00	6962.96	6961.24	6963.30	0.003967	4.77	691.91	230.35	0.42
Reach-1	144433	50 year Existing	4100.00	6958.00	6963.85	6961.83	6964.27	0.003870	5.38	911.20	309.58	0.43
Reach-1	144433	100 year Existin	5300.00	6958.00	6964.61	6962.44	6965.09	0.003782	5.84	1192.68	384.27	0.43
Reach-1	144433	500 year Existin	8500.00	6958.00	6966.22	6963.76	6966.78	0.003469	6.60	1825.67	398.08	0.43
Reach-1	143967	2 year Existing	63.00	6952.00	6953.77	6952.88	6953.83	0.002972	1.87	33.64	26.51	0.29
Reach-1	143967	5 year Existing	520.00	6952.00	6956.22		6956.50	0.005467	4.20	124.75	52.67	0.45
Reach-1	143967	10 year Existing	1100.00	6952.00	6957.19		6957.81	0.008429	6.36	189.21	80.75	0.59
Reach-1	143967	25 year Existing	2900.00	6952.00	6958.88	6958.88	6960.18	0.012386	9.92	411.86	173.12	0.76
Reach-1	143967	50 year Existing	4100.00	6952.00	6959.64	6959.64	6961.15	0.012925	11.08	549.19	186.76	0.79
Reach-1	143967	100 year Existin	5300.00	6952.00	6960.26	6960.26	6961.98	0.013547	12.10	667.47	197.75	0.82
Reach-1	143967	500 year Existin	8500.00	6952.00	6961.59	6961.59	6963.71	0.014502	14.11	946.07	221.41	0.88
Reach-1	143536	2 year Existing	63.00	6950.00	6950.62	6950.62	6950.83	0.030873	3.69	17.09	40.26	1.00
Reach-1	143536	5 year Existing	520.00	6950.00	6951.76	6951.76	6952.40	0.019886	6.55	93.69	109.91	0.98
Reach-1	143536	10 year Existing	1100.00	6950.00	6952.60	6952.60	6953.29	0.013332	7.34	234.59	193.01	0.86
Reach-1	143536	25 year Existing	2900.00	6950.00	6954.54	6953.88	6955.13	0.008353	7.68	705.53	293.78	0.66
Reach-1	143536	50 year Existing	4100.00	6950.00	6955.50	6954.50	6956.07	0.005056	7.86	1008.66	337.05	0.61
Reach-1	143536	100 year Existin	5300.00	6950.00	6956.40	6955.04	6956.93	0.004104	7.89	1329.18	376.46	0.57
Reach-1	143536	500 year Existin	8500.00	6950.00	6958.53	6956.11	6958.98	0.002620	7.71	2334.97	582.19	0.48
Reach-1	143112	2 year Existing	63.00	6944.00	6944.88	6944.57	6944.97	0.005912	2.38	27.05	38.41	0.48
Reach-1	143112	5 year Existing	520.00	6944.00	6946.65	6945.99	6947.06	0.006153	5.34	112.03	58.04	0.60
Reach-1	143112	10 year Existing	1100.00	6944.00	6947.55	6947.10	6948.44	0.009064	7.97	169.18	69.15	0.76
Reach-1	143112	25 year Existing	2900.00	6944.00	6949.47	6949.47	6951.42	0.011736	12.23	327.44	95.31	0.93
Reach-1	143112	50 year Existing	4100.00	6944.00	6950.61	6950.61	6952.86	0.010982	13.47	443.99	109.32	0.93
Reach-1	143112	100 year Existin	5300.00	6944.00	6951.57	6951.57	6954.09	0.010628	14.53	554.12	121.67	0.94
Reach-1	143112	500 year Existin	8500.00	6944.00	6953.75	6953.75	6956.79	0.009810	16.57	864.87	166.23	0.94
Reach-1	142637	2 year Existing	71.00	6940.00	6940.79	6940.62	6940.93	0.012437	3.07	23.10	36.04	0.68
Reach-1	142637	5 year Existing	570.00	6940.00	6942.30	6942.08	6942.92	0.012657	6.36	91.10	53.05	0.82
Reach-1	142637	10 year Existing	1200.00	6940.00	6943.85		6944.62	0.007142	7.13	185.99	73.22	0.68
Reach-1	142637	25 year Existing	3100.00	6940.00	6945.73	6945.82	6946.87	0.007305	9.64	609.56	388.35	0.74
Reach-1	142637	50 year Existing	4400.00	6940.00	6946.11	6946.54	6947.70	0.009978	11.79	769.38	454.12	0.87
Reach-1	142637	100 year Existin	5700.00	6940.00	6946.38	6947.05	6948.42	0.012695	13.73	900.77	501.78	0.99

HEC-RAS Plan: UMC Existing River: Monument Creek Reach: Reach-1 (Continued)

Reach	River Sta	Profile	Q Total	Min Ch El	W.S. Elev	Crit W.S.	E.G. Elev	E.G. Slope	Vel Chnl	Flow Area	Top Width	Froude # Chl
			(cfs)	(ft)	(ft)	(ft)	(ft)	(ft/ft)	(ft/s)	(sq ft)	(ft)	
Reach-1	142637	500_year_Existin	9200.00	6940.00	6948.88	6947.97	6950.18	0.020375	18.34	1170.17	587.53	1.27
Reach-1	142157	2_year_Existing	71.00	6936.13	6937.63		6937.71	0.004144	2.24	31.69	34.62	0.41
Reach-1	142157	5_year_Existing	570.00	6936.13	6939.65		6939.90	0.003532	4.31	204.98	203.85	0.46
Reach-1	142157	10_year_Existing	1200.00	6936.13	6939.96	6939.96	6940.67	0.009464	7.56	273.76	249.29	0.76
Reach-1	142157	25_year_Existing	3100.00	6936.13	6941.88	6941.25	6942.19	0.005587	7.82	927.20	511.13	0.63
Reach-1	142157	50_year_Existing	4400.00	6936.13	6942.23	6941.77	6942.81	0.006079	8.78	1244.68	657.09	0.67
Reach-1	142157	100_year_Existin	5700.00	6936.13	6942.51	6942.24	6943.23	0.007505	10.09	1439.98	741.41	0.75
Reach-1	142157	500_year_Existin	9200.00	6936.13	6943.22	6943.22	6944.10	0.008984	11.95	2039.18	932.46	0.84
Reach-1	141674	2_year_Existing	71.00	6932.00	6933.17	6933.17	6933.62	0.025344	5.35	13.26	15.03	1.00
Reach-1	141674	5_year_Existing	570.00	6932.00	6935.62	6935.62	6936.42	0.021133	7.18	79.41	50.89	1.01
Reach-1	141674	10_year_Existing	1200.00	6932.00	6937.00	6936.71	6937.25	0.004674	4.81	506.07	535.53	0.52
Reach-1	141674	25_year_Existing	3100.00	6932.00	6937.41		6938.15	0.013627	9.03	742.27	631.49	0.91
Reach-1	141674	50_year_Existing	4400.00	6932.00	6937.81		6938.58	0.013534	9.77	1011.98	725.71	0.93
Reach-1	141674	100_year_Existin	5700.00	6932.00	6938.30		6938.94	0.010575	9.43	1396.43	838.82	0.84
Reach-1	141674	500_year_Existin	9200.00	6932.00	6939.19	6938.87	6939.75	0.006230	9.54	2215.38	943.35	0.76
Reach-1	141565	2_year_Existing	71.00	6928.79	6931.56	6930.00	6931.59	0.000544	1.43	50.99	24.87	0.17
Reach-1	141565	5_year_Existing	570.00	6928.79	6934.87	6932.04	6935.11	0.001357	4.14	233.80	232.32	0.31
Reach-1	141565	10_year_Existing	1200.00	6928.79	6933.84	6933.84	6935.88	0.014163	11.67	113.60	30.06	0.96
Reach-1	141565	25_year_Existing	3100.00	6928.79	6936.61	6936.61	6937.29	0.004810	9.34	969.97	753.84	0.61
Reach-1	141565	50_year_Existing	4400.00	6928.79	6937.45	6937.01	6937.77	0.002844	7.72	1848.19	864.87	0.48
Reach-1	141565	100_year_Existin	5700.00	6928.79	6937.93	6937.21	6938.24	0.002827	8.00	2280.63	919.45	0.48
Reach-1	141565	500_year_Existin	9200.00	6928.79	6938.79	6937.89	6939.12	0.003126	8.96	3076.93	935.15	0.51
Reach-1	141506	Culvert										
Reach-1	141453	2_year_Existing	71.00	6926.67	6928.70	6927.86	6928.77	0.002064	2.14	33.45	22.93	0.31
Reach-1	141453	5_year_Existing	570.00	6926.67	6932.10	6929.97	6932.50	0.002470	5.14	125.09	30.95	0.41
Reach-1	141453	10_year_Existing	1200.00	6926.67	6932.87	6931.74	6934.15	0.006634	9.28	150.66	140.36	0.69
Reach-1	141453	25_year_Existing	3100.00	6926.67	6935.25	6935.12	6935.97	0.004157	9.27	1112.25	766.04	0.58
Reach-1	141453	50_year_Existing	4400.00	6926.67	6936.58	6935.64	6936.77	0.001526	6.22	2606.03	852.90	0.36
Reach-1	141453	100_year_Existin	5700.00	6926.67	6936.63	6936.01	6936.93	0.002451	7.91	2648.56	854.84	0.45
Reach-1	141453	500_year_Existin	9200.00	6926.67	6937.66	6936.39	6938.01	0.002849	9.14	3552.02	894.85	0.50
Reach-1	141293	2_year_Existing	71.00	6926.00	6928.53		6928.55	0.000781	1.16	61.08	36.35	0.16
Reach-1	141293	5_year_Existing	570.00	6926.00	6931.96		6932.02	0.001546	2.04	279.91	120.61	0.24
Reach-1	141293	10_year_Existing	1200.00	6926.00	6933.23		6933.27	0.000709	1.83	1082.02	701.81	0.17
Reach-1	141293	25_year_Existing	3100.00	6926.00	6935.46		6935.49	0.000367	1.82	2780.29	791.59	0.13
Reach-1	141293	50_year_Existing	4400.00	6926.00	6936.56		6936.59	0.000324	1.93	3663.51	812.70	0.13
Reach-1	141293	100_year_Existin	5700.00	6926.00	6936.59		6936.65	0.000531	2.47	3692.89	813.40	0.17
Reach-1	141293	500_year_Existin	9200.00	6926.00	6937.58		6937.66	0.000780	3.23	4501.65	832.24	0.20
Reach-1	140841	2_year_Existing	71.00	6926.00	6927.14	6927.14	6927.49	0.027426	4.75	14.95	21.88	1.01
Reach-1	140841	5_year_Existing	570.00	6926.00	6929.10	6929.10	6930.22	0.019213	8.50	67.04	30.51	1.01
Reach-1	140841	10_year_Existing	1200.00	6926.00	6930.59	6930.59	6932.23	0.017089	10.25	117.10	36.39	1.01
Reach-1	140841	25_year_Existing	3100.00	6926.00	6933.67	6933.67	6934.92	0.007792	10.02	513.47	225.83	0.74
Reach-1	140841	50_year_Existing	4400.00	6926.00	6933.95	6933.95	6935.96	0.012200	12.97	577.40	231.94	0.94
Reach-1	140841	100_year_Existin	5700.00	6926.00	6935.25	6935.25	6936.02	0.005080	9.55	1632.37	871.96	0.62
Reach-1	140841	500_year_Existin	9200.00	6926.00	6935.86	6935.86	6936.81	0.006657	11.53	2181.46	875.75	0.72
Reach-1	140333	2_year_Existing	71.00	6922.00	6924.29	6923.23	6924.33	0.001349	1.88	93.32	257.78	0.25
Reach-1	140333	5_year_Existing	570.00	6922.00	6925.51	6924.80	6925.57	0.002125	3.35	446.98	319.36	0.34
Reach-1	140333	10_year_Existing	1200.00	6922.00	6926.37	6925.22	6926.45	0.002253	4.09	739.26	354.91	0.37
Reach-1	140333	25_year_Existing	3100.00	6922.00	6928.04	6926.08	6928.20	0.003519	6.49	1501.20	696.35	0.49
Reach-1	140333	50_year_Existing	4400.00	6922.00	6928.63	6926.49	6928.79	0.003414	6.84	1917.92	715.30	0.49
Reach-1	140333	100_year_Existin	5700.00	6922.00	6929.13	6926.88	6929.31	0.003415	7.21	2289.36	741.28	0.49
Reach-1	140333	500_year_Existin	9200.00	6922.00	6930.33	6927.08	6930.53	0.003391	8.02	3197.52	808.62	0.51
Reach-1	139841	2_year_Existing	71.00	6922.00	6922.31	6922.31	6922.46	0.034690	3.07	23.16	78.51	0.99
Reach-1	139841	5_year_Existing	570.00	6922.00	6923.74		6923.94	0.005729	3.54	161.01	113.73	0.52
Reach-1	139841	10_year_Existing	1200.00	6922.00	6924.76		6925.01	0.003886	4.05	385.00	331.55	0.47
Reach-1	139841	25_year_Existing	3100.00	6922.00	6926.10		6926.44	0.003561	5.25	1042.58	619.50	0.48
Reach-1	139841	50_year_Existing	4400.00	6922.00	6926.62		6927.00	0.003769	5.90	1383.74	627.34	0.51
Reach-1	139841	100_year_Existin	5700.00	6922.00	6927.06		6927.49	0.003899	6.42	1644.28	632.63	0.53
Reach-1	139841	500_year_Existin	9200.00	6922.00	6928.11		6928.66	0.004134	7.58	2321.89	712.00	0.56
Reach-1	139545	2_year_Existing	71.00	6918.08	6920.25	6919.15	6920.30	0.001267	1.69	42.55	33.73	0.25
Reach-1	139545	5_year_Existing	570.00	6918.08	6922.54	6921.15	6922.62	0.002629	4.56	212.31	201.65	0.41
Reach-1	139545	10_year_Existing	1200.00	6918.08	6923.30	6922.89	6923.78	0.004262	6.56	424.95	359.16	0.54
Reach-1	139545	25_year_Existing	3100.00	6918.08	6924.70	6924.34	6925.21	0.004731	8.27	1124.62	637.41	0.60
Reach-1	139545	50_year_Existing	4400.00	6918.08	6925.28	6924.94	6925.76	0.004626	8.71	1503.63	653.40	0.60
Reach-1	139545	100_year_Existin	5700.00	6918.08	6925.79	6925.25	6926.25	0.004513	9.04	1833.19	655.87	0.60
Reach-1	139545	500_year_Existin	9200.00	6918.08	6926.88	6925.91	6927.38	0.004516	9.96	2550.25	661.20	0.62
Reach-1	139115	2_year_Existing	71.00	6918.00	6918.56	6918.56	6918.76	0.031965	3.84	19.49	47.97	1.01
Reach-1	139115	5_year_Existing	570.00	6918.00	6919.70	6919.70	6920.29	0.022353	6.17	92.42	78.85	1.00
Reach-1	139115	10_year_Existing	1200.00	6918.00	6920.52	6920.52	6920.98	0.011078	6.04	340.76	428.08	0.77
Reach-1	139115	25_year_Existing	3100.00	6918.00	6921.33	6921.33	6922.02	0.013030	6.29	721.02	502.36	0.88
Reach-1	139115	50_year_Existing	4400.00	6918.00	6921.74	6921.74	6922.55	0.013594	9.29	933.39	538.38	0.92

HEC-RAS Plan: UMC Existing River: Monument Creek Reach: Reach-1 (Continued)

Reach	River Sta	Profile	Q Total	Min Ch El	W.S. Elev	Crit W.S.	E.G. Elev	E.G. Slope	Vel Chnl	Flow Area	Top Width	Froude # Chl
			(cfs)	(ft)	(ft)	(ft)	(ft)	(ft/ft)	(ft/s)	(sq ft)	(ft)	
Reach-1	139115	100_year_Existin	5700.00	6918.00	6922.05	6922.05	6922.99	0.014695	10.28	1100.71	551.21	0.97
Reach-1	139115	500_year_Existin	9200.00	6918.00	6922.79	6922.79	6924.00	0.015688	12.09	1522.44	582.27	1.04
Reach-1	137338	2_year_Existing	71.00	6906.00	6915.35	6906.07	6915.35	0.000000	0.01	9177.71	1086.27	0.00
Reach-1	137338	5_year_Existing	570.00	6906.00	6916.34	6906.24	6916.34	0.000000	0.06	10267.39	1120.11	0.00
Reach-1	137338	10_year_Existing	1200.00	6906.00	6917.17	6906.36	6917.17	0.000000	0.11	11200.45	1138.63	0.01
Reach-1	137338	25_year_Existing	3100.00	6906.00	6918.98	6906.72	6918.98	0.000001	0.24	13328.87	1209.66	0.01
Reach-1	137338	50_year_Existing	4400.00	6906.00	6919.97	6906.91	6919.97	0.000002	0.31	14538.46	1232.95	0.02
Reach-1	137338	100_year_Existin	5700.00	6906.00	6920.83	6907.07	6920.83	0.000003	0.38	15804.97	1243.47	0.02
Reach-1	137338	500_year_Existin	9200.00	6906.00	6922.78	6907.48	6922.78	0.000005	0.54	18045.51	1265.38	0.02
Reach-1	137157		Inl Struct									
Reach-1	136796	2_year_Existing	53.00	6880.00	6880.59		6880.60	0.001127	0.85	62.22	110.09	0.20
Reach-1	136796	5_year_Existing	160.00	6880.00	6881.30		6881.32	0.000681	1.13	143.49	119.68	0.18
Reach-1	136796	10_year_Existing	410.00	6880.00	6882.42		6882.46	0.000516	1.50	285.93	133.65	0.17
Reach-1	136796	25_year_Existing	2200.00	6880.00	6886.72		6886.83	0.000427	2.72	926.51	160.26	0.19
Reach-1	136796	50_year_Existing	3300.00	6880.00	6888.41		6888.56	0.000440	3.21	1204.34	168.61	0.20
Reach-1	136796	100_year_Existin	4600.00	6880.00	6890.09		6890.28	0.000448	3.66	1495.45	177.85	0.20
Reach-1	136796	500_year_Existin	7800.00	6880.00	6893.95		6894.21	0.000407	4.33	2224.54	198.52	0.20
Reach-1	136675	2_year_Existing	53.00	6878.00	6880.41		6880.44	0.001657	1.37	38.98	44.56	0.25
Reach-1	136675	5_year_Existing	160.00	6878.00	6881.07	6880.26	6881.16	0.002379	2.37	70.08	48.90	0.33
Reach-1	136675	10_year_Existing	410.00	6878.00	6882.08		6882.28	0.002889	3.64	122.81	55.00	0.40
Reach-1	136675	25_year_Existing	2200.00	6878.00	6885.60		6886.48	0.004289	7.63	348.90	73.75	0.56
Reach-1	136675	50_year_Existing	3300.00	6878.00	6886.73		6888.07	0.005263	9.74	435.91	79.80	0.64
Reach-1	136675	100_year_Existin	4600.00	6878.00	6887.59		6889.60	0.006871	11.99	506.18	84.36	0.74
Reach-1	136675	500_year_Existin	7800.00	6878.00	6888.97	6888.97	6892.96	0.011203	17.01	628.42	91.77	0.97
Reach-1	136282	2_year_Existing	53.00	6878.00	6878.51	6878.51	6878.68	0.033248	3.35	15.83	45.51	1.00
Reach-1	136282	5_year_Existing	160.00	6878.00	6879.00		6879.23	0.015105	3.88	43.27	86.24	0.77
Reach-1	136282	10_year_Existing	410.00	6878.00	6881.88		6881.92	0.000370	1.70	380.37	150.42	0.16
Reach-1	136282	25_year_Existing	2200.00	6878.00	6885.49		6885.65	0.000794	3.93	995.15	188.28	0.26
Reach-1	136282	50_year_Existing	3300.00	6878.00	6886.73		6888.99	0.000998	4.89	1237.99	204.04	0.30
Reach-1	136282	100_year_Existin	4600.00	6878.00	6887.76		6888.13	0.001271	5.96	1455.65	218.40	0.34
Reach-1	136282	500_year_Existin	7800.00	6878.00	6889.70	6884.96	6890.42	0.001946	8.34	2062.03	427.27	0.43
Reach-1	136180	2_year_Existing	53.00	6872.98	6875.16	6875.06	6875.61	0.019262	5.22	10.16	9.15	0.87
Reach-1	136180	5_year_Existing	160.00	6872.98	6878.89	6876.23	6878.88	0.001357	3.55	59.43	19.48	0.29
Reach-1	136180	10_year_Existing	410.00	6872.98	6881.54	6878.06	6881.79	0.001208	4.61	231.51	124.87	0.30
Reach-1	136180	25_year_Existing	2200.00	6872.98	6883.69	6883.69	6885.10	0.006914	13.05	587.94	181.11	0.74
Reach-1	136180	50_year_Existing	3300.00	6872.98	6884.72	6884.72	6886.35	0.008055	15.08	765.30	201.65	0.81
Reach-1	136180	100_year_Existin	4600.00	6872.98	6885.68	6885.68	6887.44	0.008808	16.69	980.73	207.29	0.86
Reach-1	136180	500_year_Existin	7800.00	6872.98	6888.53	6888.53	6889.90	0.006668	16.82	2092.29	562.54	0.78
Reach-1	136150		Culvert									
Reach-1	136121	2_year_Existing	53.00	6871.57	6874.23	6873.65	6874.44	0.006249	3.70	14.61	10.43	0.52
Reach-1	136121	5_year_Existing	160.00	6871.57	6875.25	6874.62	6875.93	0.010287	6.64	28.74	13.22	0.73
Reach-1	136121	10_year_Existing	410.00	6871.57	6876.65	6876.65	6878.34	0.015051	10.71	47.84	17.02	0.94
Reach-1	136121	25_year_Existing	2200.00	6871.57	6882.27	6882.27	6883.69	0.006968	13.09	565.86	180.88	0.74
Reach-1	136121	50_year_Existing	3300.00	6871.57	6883.30	6883.30	6884.94	0.008125	15.13	762.40	201.37	0.82
Reach-1	136121	100_year_Existin	4600.00	6871.57	6884.29	6884.29	6886.03	0.008705	16.61	964.84	207.17	0.86
Reach-1	136121	500_year_Existin	7800.00	6871.57	6885.20	6885.20	6888.46	0.018040	23.72	1160.02	222.67	1.16
Reach-1	135934	2_year_Existing	53.00	6872.00	6872.77		6872.90	0.010576	2.94	18.00	26.39	0.63
Reach-1	135934	5_year_Existing	160.00	6872.00	6873.36		6873.70	0.011886	4.69	34.98	30.81	0.74
Reach-1	135934	10_year_Existing	410.00	6872.00	6874.23	6874.01	6874.97	0.012960	6.97	85.18	40.56	0.84
Reach-1	135934	25_year_Existing	2200.00	6872.00	6876.28	6877.58	6880.43	0.032703	17.31	160.05	66.04	1.49
Reach-1	135934	50_year_Existing	3300.00	6872.00	6877.77	6878.93	6881.83	0.022813	17.73	293.23	82.07	1.31
Reach-1	135934	100_year_Existin	4600.00	6872.00	6879.49	6880.35	6883.27	0.015916	17.66	448.27	99.78	1.14
Reach-1	135934	500_year_Existin	7800.00	6872.00	6882.66	6883.77	6886.07	0.010288	18.01	1156.48	487.32	0.98
Reach-1	135696	2_year_Existing	53.00	6868.00	6868.70	6868.70	6869.00	0.028514	4.38	12.10	20.60	1.01
Reach-1	135696	5_year_Existing	160.00	6868.00	6869.34	6869.34	6869.94	0.021804	6.21	26.61	24.44	0.99
Reach-1	135696	10_year_Existing	410.00	6868.00	6870.40	6870.40	6871.43	0.016989	8.30	55.60	30.70	0.97
Reach-1	135696	25_year_Existing	2200.00	6868.00	6874.44	6874.44	6876.24	0.009613	12.35	319.34	92.95	0.87
Reach-1	135696	50_year_Existing	3300.00	6868.00	6875.51	6875.61	6877.87	0.011000	14.66	421.20	98.91	0.95
Reach-1	135696	100_year_Existin	4600.00	6868.00	6876.28	6876.84	6879.58	0.013971	17.65	499.25	103.81	1.09
Reach-1	135696	500_year_Existin	7800.00	6868.00	6878.64	6880.51	6883.09	0.014419	21.25	806.26	218.98	1.15
Reach-1	135244	2_year_Existing	53.00	6864.00	6864.91	6864.39	6864.94	0.001810	1.33	39.82	51.40	0.27
Reach-1	135244	5_year_Existing	160.00	6864.00	6865.64	6864.79	6865.71	0.001771	2.03	80.41	59.12	0.29
Reach-1	135244	10_year_Existing	410.00	6864.00	6866.73	6865.39	6866.86	0.001799	2.95	150.29	70.05	0.32
Reach-1	135244	25_year_Existing	2200.00	6864.00	6870.59	6867.90	6871.02	0.001934	5.64	582.43	199.63	0.39
Reach-1	135244	50_year_Existing	3300.00	6864.00	6872.25	6869.05	6872.67	0.001570	5.92	978.82	276.39	0.37
Reach-1	135244	100_year_Existin	4600.00	6864.00	6874.08	6870.51	6874.45	0.001157	5.83	1556.53	353.45	0.33
Reach-1	135244	500_year_Existin	7800.00	6864.00	6876.45	6872.49	6876.88	0.001140	6.67	2478.51	410.34	0.34
Reach-1	134824	2_year_Existing	53.00	6862.00	6862.68	6862.68	6862.97	0.029183	4.31	12.31	21.82	1.01
Reach-1	134824	5_year_Existing	160.00	6862.00	6863.31	6863.31	6863.81	0.024363	5.68	28.18	28.69	1.01

HEC-RAS Plan: UMC Existing River: Monument Creek Reach: Reach-1 (Continued)

Reach	River Sta	Profile	Q Total	Min Ch El	W.S. Elev	Crit W.S.	E.G. Elev	E.G. Slope	Vel Chnl	Flow Area	Top Width	Froude # Chl
			(cfs)	(ft)	(ft)	(ft)	(ft)	(ft/ft)	(ft/s)	(sq ft)	(ft)	
Reach-1	134824	10_year_Existing	410.00	6862.00	6864.19	6864.19	6865.04	0.018388	7.45	57.69	38.31	0.97
Reach-1	134824	25_year_Existing	2200.00	6862.00	6867.66		6869.32	0.010248	11.32	266.62	73.75	0.87
Reach-1	134824	50_year_Existing	3300.00	6862.00	6869.80		6871.37	0.006541	11.34	440.04	97.08	0.73
Reach-1	134824	100_year_Existin	4600.00	6862.00	6872.19		6873.52	0.004190	10.92	786.34	189.02	0.61
Reach-1	134824	500_year_Existin	7800.00	6862.00	6874.28		6875.89	0.004513	12.90	1209.86	220.60	0.66
Reach-1	134357	2_year_Existing	53.00	6853.14	6860.40	6855.46	6860.40	0.000019	0.37	164.79	62.77	0.03
Reach-1	134357	5_year_Existing	160.00	6853.14	6862.03	6856.78	6862.04	0.000047	0.74	275.79	73.55	0.06
Reach-1	134357	10_year_Existing	410.00	6853.14	6863.39	6858.16	6863.42	0.000134	1.45	380.65	81.00	0.10
Reach-1	134357	25_year_Existing	2200.00	6853.14	6867.96	6861.44	6868.20	0.000568	4.23	745.17	132.75	0.22
Reach-1	134357	50_year_Existing	3300.00	6853.14	6869.89	6862.84	6870.25	0.000725	5.31	898.53	170.63	0.26
Reach-1	134357	100_year_Existin	4600.00	6853.14	6872.09	6864.10	6872.54	0.000776	6.09	1695.24	382.96	0.27
Reach-1	134357	500_year_Existin	7800.00	6853.14	6873.82	6866.62	6874.62	0.001302	8.47	2435.07	474.42	0.36
Reach-1	134306		Bridge									
Reach-1	134261	2_year_Existing	53.00	6857.01	6859.34	6859.34	6859.92	0.028039	6.11	8.68	7.46	1.00
Reach-1	134261	5_year_Existing	160.00	6857.01	6860.66	6860.66	6861.50	0.023513	7.34	21.81	12.76	0.99
Reach-1	134261	10_year_Existing	410.00	6857.01	6862.03	6862.03	6862.85	0.021454	7.29	56.22	33.52	0.99
Reach-1	134261	25_year_Existing	2200.00	6857.01	6865.31	6865.31	6867.28	0.013504	11.57	233.64	69.52	0.94
Reach-1	134261	50_year_Existing	3300.00	6857.01	6866.63	6866.63	6869.10	0.012551	13.14	331.13	78.54	0.94
Reach-1	134261	100_year_Existin	4600.00	6857.01	6867.93	6867.93	6870.89	0.011922	14.59	436.80	83.25	0.95
Reach-1	134261	500_year_Existin	7800.00	6857.01	6869.99	6869.99	6874.61	0.013919	18.59	614.88	90.09	1.07
Reach-1	133652	2_year_Existing	60.00	6852.00	6853.35	6852.57	6853.36	0.000711	0.83	72.07	93.26	0.17
Reach-1	133652	5_year_Existing	180.00	6852.00	6854.01	6852.97	6854.03	0.000965	1.23	146.12	132.06	0.21
Reach-1	133652	10_year_Existing	470.00	6852.00	6854.79	6853.52	6854.84	0.001125	1.80	267.40	178.21	0.24
Reach-1	133652	25_year_Existing	2400.00	6852.00	6857.42	6855.06	6857.58	0.001134	3.34	912.62	281.60	0.28
Reach-1	133652	50_year_Existing	3700.00	6852.00	6858.66	6855.74	6858.87	0.001076	3.84	1271.21	293.98	0.29
Reach-1	133652	100_year_Existin	5100.00	6852.00	6859.75	6856.42	6860.00	0.001076	4.32	1595.64	304.59	0.29
Reach-1	133652	500_year_Existin	8600.00	6852.00	6861.78	6857.58	6862.15	0.001163	5.36	2227.24	315.12	0.32
Reach-1	133210	2_year_Existing	60.00	6852.00	6852.25	6852.25	6852.38	0.037040	2.84	21.12	84.20	1.00
Reach-1	133210	5_year_Existing	180.00	6852.00	6852.52	6852.52	6852.78	0.029892	4.09	44.03	88.73	1.01
Reach-1	133210	10_year_Existing	470.00	6852.00	6852.99	6852.99	6853.46	0.023485	5.52	85.45	91.13	0.99
Reach-1	133210	25_year_Existing	2400.00	6852.00	6854.84	6854.84	6856.20	0.016392	9.45	267.45	104.81	0.99
Reach-1	133210	50_year_Existing	3700.00	6852.00	6855.79	6855.79	6857.54	0.014409	10.77	370.21	111.26	0.98
Reach-1	133210	100_year_Existin	5100.00	6852.00	6856.87	6856.87	6858.73	0.011176	11.23	547.16	179.81	0.90
Reach-1	133210	500_year_Existin	8600.00	6852.00	6858.88		6860.89	0.008405	12.25	1016.40	307.56	0.83
Reach-1	132710	2_year_Existing	60.00	6848.00	6848.59	6848.31	6848.83	0.002111	1.49	40.24	75.78	0.36
Reach-1	132710	5_year_Existing	180.00	6848.00	6849.09	6848.62	6849.17	0.002231	2.23	80.75	86.62	0.41
Reach-1	132710	10_year_Existing	470.00	6848.00	6849.81	6849.12	6849.97	0.002292	3.20	147.50	97.14	0.45
Reach-1	132710	25_year_Existing	2400.00	6848.00	6852.38	6850.98	6852.93	0.002308	6.11	425.03	118.81	0.53
Reach-1	132710	50_year_Existing	3700.00	6848.00	6853.19	6851.88	6854.10	0.002943	7.79	525.49	124.83	0.62
Reach-1	132710	100_year_Existin	5100.00	6848.00	6854.01	6852.75	6855.28	0.003315	9.16	632.10	139.09	0.67
Reach-1	132710	500_year_Existin	8600.00	6848.00	6855.10	6854.62	6857.58	0.005219	12.89	813.20	194.75	0.87
Reach-1	132340	2_year_Existing	60.00	6846.00	6846.43	6846.43	6846.61	0.034157	3.44	17.45	49.12	1.02
Reach-1	132340	5_year_Existing	180.00	6846.00	6846.82	6846.82	6847.15	0.027169	4.61	39.06	59.62	1.00
Reach-1	132340	10_year_Existing	470.00	6846.00	6847.41	6847.41	6848.00	0.021794	6.17	76.38	75.05	0.99
Reach-1	132340	25_year_Existing	2400.00	6846.00	6849.73	6849.73	6851.15	0.013354	9.92	308.16	143.13	0.93
Reach-1	132340	50_year_Existing	3700.00	6846.00	6851.09	6851.09	6852.34	0.008555	9.86	614.93	281.55	0.79
Reach-1	132340	100_year_Existin	5100.00	6846.00	6851.56	6851.56	6853.22	0.010605	11.67	750.04	294.69	0.89
Reach-1	132340	500_year_Existin	8600.00	6846.00	6853.12	6853.12	6854.86	0.009112	12.84	1276.42	358.05	0.86
Reach-1	132040	2_year_Existing	60.00	6842.00	6842.68	6842.45	6842.73	0.005684	1.80	33.26	64.20	0.44
Reach-1	132040	5_year_Existing	180.00	6842.00	6843.17	6842.78	6843.28	0.005957	2.69	68.92	73.38	0.50
Reach-1	132040	10_year_Existing	470.00	6842.00	6843.88	6843.34	6844.10	0.006222	3.80	124.27	89.62	0.55
Reach-1	132040	25_year_Existing	2400.00	6842.00	6846.19	6845.32	6846.84	0.005945	6.74	457.24	193.32	0.62
Reach-1	132040	50_year_Existing	3700.00	6842.00	6847.25	6846.24	6848.04	0.005445	7.65	672.73	213.27	0.62
Reach-1	132040	100_year_Existin	5100.00	6842.00	6848.21	6847.02	6849.12	0.005129	8.40	886.42	230.53	0.62
Reach-1	132040	500_year_Existin	8600.00	6842.00	6850.41	6848.54	6851.58	0.004407	9.70	1444.49	308.39	0.61
Reach-1	131565	2_year_Existing	60.00	6838.00	6838.45	6838.35	6838.55	0.015375	2.63	22.82	52.81	0.70
Reach-1	131565	5_year_Existing	180.00	6838.00	6838.88	6838.73	6839.11	0.014066	3.88	46.38	55.83	0.75
Reach-1	131565	10_year_Existing	470.00	6838.00	6839.61	6839.36	6840.04	0.012398	5.29	88.81	60.90	0.77
Reach-1	131565	25_year_Existing	2400.00	6838.00	6842.53		6843.53	0.008095	8.01	305.46	101.09	0.73
Reach-1	131565	50_year_Existing	3700.00	6838.00	6843.75		6845.02	0.007252	9.14	456.32	141.23	0.72
Reach-1	131565	100_year_Existin	5100.00	6838.00	6844.95		6846.38	0.006286	9.83	633.65	151.95	0.70
Reach-1	131565	500_year_Existin	8600.00	6838.00	6846.80		6848.91	0.006843	12.21	954.38	242.56	0.76
Reach-1	131077	2_year_Existing	60.00	6834.00	6835.11	6834.67	6835.17	0.003919	1.90	31.53	42.48	0.39
Reach-1	131077	5_year_Existing	180.00	6834.00	6835.87		6835.97	0.003603	2.55	70.64	57.90	0.41
Reach-1	131077	10_year_Existing	470.00	6834.00	6836.83		6837.04	0.003555	3.72	130.98	68.37	0.44
Reach-1	131077	25_year_Existing	2400.00	6834.00	6840.34	6838.41	6841.02	0.003330	6.82	470.43	164.15	0.50
Reach-1	131077	50_year_Existing	3700.00	6834.00	6841.86		6842.67	0.003114	7.72	737.86	188.27	0.51
Reach-1	131077	100_year_Existin	5100.00	6834.00	6842.99		6844.05	0.003443	8.95	1009.59	302.61	0.55
Reach-1	131077	500_year_Existin	8600.00	6834.00	6845.87		6846.72	0.002314	8.94	2175.97	500.86	0.47
Reach-1	130643	2_year_Existing	60.00	6832.00	6832.81		6832.89	0.007346	2.30	26.07	42.38	0.52

HEC-RAS Plan: UMC Existing River: Monument Creek Reach: Reach-1 (Continued)

Reach	River Sta	Profile	Q Total	Min Ch El	W.S. Elev	Crit W.S.	E.G. Elev	E.G. Slope	Vel Chnl	Flow Area	Top Width	Froude # Chl
			(cfs)	(ft)	(ft)	(ft)	(ft)	(ft/ft)	(ft/s)	(sq ft)	(ft)	
Reach-1	130643	5_year_Existing	180.00	6832.00	6833.30	6833.03	6833.51	0.010094	3.71	48.64	49.55	0.66
Reach-1	130643	10_year_Existing	470.00	6832.00	6834.02		6834.49	0.011231	5.51	86.28	53.97	0.75
Reach-1	130643	25_year_Existing	2400.00	6832.00	6838.57	6836.42	6838.38	0.012695	10.89	239.05	65.84	0.94
Reach-1	130643	50_year_Existing	3700.00	6832.00	6838.23		6840.34	0.009650	11.86	355.63	74.66	0.86
Reach-1	130643	100_year_Existin	5100.00	6832.00	6842.26		6842.86	0.001797	7.25	1577.29	402.21	0.41
Reach-1	130643	500_year_Existin	8600.00	6832.00	6845.46		6845.91	0.001176	7.07	2988.31	479.86	0.34
Reach-1	130367	2_year_Existing	60.00	6830.00	6830.85		6830.93	0.006913	2.27	26.43	41.86	0.50
Reach-1	130367	5_year_Existing	180.00	6830.00	6831.66		6831.79	0.004147	2.66	67.59	57.38	0.43
Reach-1	130367	10_year_Existing	470.00	6830.00	6832.81		6832.98	0.002935	3.40	148.28	91.95	0.40
Reach-1	130367	25_year_Existing	2400.00	6830.00	6836.95		6837.15	0.001137	4.28	1213.46	340.15	0.30
Reach-1	130367	50_year_Existing	3700.00	6830.00	6839.06		6839.24	0.000783	4.30	2011.87	392.74	0.26
Reach-1	130367	100_year_Existin	5100.00	6830.00	6842.41		6842.52	0.000369	3.69	3389.11	432.79	0.19
Reach-1	130367	500_year_Existin	8700.00	6830.00	6845.47		6845.84	0.000422	4.60	4776.62	473.05	0.21
Reach-1	130255	2_year_Existing	60.00	6829.08	6830.53	6829.85	6830.56	0.001666	1.52	39.43	38.99	0.27
Reach-1	130255	5_year_Existing	180.00	6829.08	6831.35	6830.38	6831.44	0.002313	2.41	74.77	47.41	0.34
Reach-1	130255	10_year_Existing	470.00	6829.08	6832.46	6831.21	6832.66	0.002845	3.55	132.56	55.05	0.40
Reach-1	130255	25_year_Existing	2400.00	6829.08	6835.96	6833.99	6836.76	0.003654	7.19	343.31	63.72	0.53
Reach-1	130255	50_year_Existing	3700.00	6829.08	6837.67	6835.24	6838.79	0.003654	8.54	454.68	66.99	0.55
Reach-1	130255	100_year_Existin	5100.00	6829.08	6841.23	6836.43	6842.19	0.001868	7.91	705.76	73.85	0.42
Reach-1	130255	500_year_Existin	8700.00	6829.08	6843.06	6839.13	6845.01	0.003151	11.38	1078.13	268.15	0.56
Reach-1	130165		Bridge									
Reach-1	130139	2_year_Existing	60.00	6828.87	6829.60	6829.64	6829.93	0.011692	2.91	20.61	33.68	0.66
Reach-1	130139	5_year_Existing	180.00	6828.87	6830.40	6830.17	6830.68	0.011863	4.22	42.69	39.86	0.72
Reach-1	130139	10_year_Existing	470.00	6828.87	6831.27	6831.00	6831.79	0.012475	5.79	81.14	48.76	0.79
Reach-1	130139	25_year_Existing	2400.00	6828.87	6833.93	6833.78	6835.64	0.012883	10.50	230.66	60.22	0.93
Reach-1	130139	50_year_Existing	3700.00	6828.87	6835.12	6835.03	6837.52	0.012765	12.44	303.50	62.51	0.97
Reach-1	130139	100_year_Existin	5100.00	6828.87	6836.26	6836.26	6839.30	0.012402	14.01	376.11	64.70	0.98
Reach-1	130139	500_year_Existin	8700.00	6828.87	6838.92	6838.92	6843.21	0.011047	16.71	554.54	69.80	0.98
Reach-1	129900	2_year_Existing	60.00	6826.00	6827.04	6826.62	6827.21	0.010895	3.23	18.60	24.15	0.65
Reach-1	129900	5_year_Existing	180.00	6826.00	6827.88	6827.49	6828.18	0.009390	4.26	42.52	36.29	0.66
Reach-1	129900	10_year_Existing	470.00	6826.00	6828.94		6829.44	0.007896	5.81	100.30	71.86	0.66
Reach-1	129900	25_year_Existing	2400.00	6826.00	6832.32		6833.24	0.005913	9.05	446.43	114.47	0.67
Reach-1	129900	50_year_Existing	3700.00	6826.00	6833.82		6834.95	0.005598	10.28	625.02	120.55	0.67
Reach-1	129900	100_year_Existin	5100.00	6826.00	6835.21	6833.50	6836.53	0.005350	11.30	796.81	125.36	0.68
Reach-1	129900	500_year_Existin	8700.00	6826.00	6838.22	6835.84	6839.94	0.004979	13.30	1189.40	136.57	0.69
Reach-1	129628	2_year_Existing	60.00	6824.00	6825.20	6824.74	6825.29	0.004647	2.43	24.67	26.78	0.45
Reach-1	129628	5_year_Existing	180.00	6824.00	6825.98	6825.41	6826.20	0.005638	3.79	50.09	39.60	0.53
Reach-1	129628	10_year_Existing	470.00	6824.00	6826.99	6826.41	6827.47	0.006672	5.72	104.95	68.85	0.62
Reach-1	129628	25_year_Existing	2400.00	6824.00	6830.10	6829.47	6831.37	0.007797	10.41	378.93	97.88	0.77
Reach-1	129628	50_year_Existing	3700.00	6824.00	6831.53		6833.13	0.007676	11.99	523.16	103.46	0.79
Reach-1	129628	100_year_Existin	5100.00	6824.00	6832.89		6834.77	0.007440	13.25	667.08	108.79	0.80
Reach-1	129628	500_year_Existin	8700.00	6824.00	6835.71		6836.24	0.007236	15.82	959.94	119.84	0.83
Reach-1	129188	2_year_Existing	60.00	6820.00	6820.65	6820.65	6820.91	0.030502	4.03	14.90	30.42	1.01
Reach-1	129188	5_year_Existing	180.00	6820.00	6821.20	6821.20	6821.63	0.024692	5.25	34.25	40.23	1.00
Reach-1	129188	10_year_Existing	470.00	6820.00	6821.96	6821.96	6822.72	0.020033	7.00	68.40	48.35	0.99
Reach-1	129188	25_year_Existing	2400.00	6820.00	6824.88	6824.88	6826.67	0.013436	11.64	243.76	69.35	0.97
Reach-1	129188	50_year_Existing	3700.00	6820.00	6826.25	6826.25	6828.81	0.012390	13.37	343.67	76.48	0.98
Reach-1	129188	100_year_Existin	5100.00	6820.00	6827.52	6827.52	6830.60	0.011690	14.81	445.31	83.90	0.98
Reach-1	129188	500_year_Existin	8700.00	6820.00	6830.33	6830.33	6834.34	0.010226	17.29	704.32	99.91	0.97
Reach-1	128727	2_year_Existing	60.00	6816.00	6816.69	6816.29	6816.71	0.001889	1.13	53.29	91.36	0.26
Reach-1	128727	5_year_Existing	180.00	6816.00	6817.26	6816.59	6817.30	0.001918	1.80	112.40	114.90	0.29
Reach-1	128727	10_year_Existing	470.00	6816.00	6818.06	6817.06	6818.13	0.001860	2.20	215.07	139.40	0.31
Reach-1	128727	25_year_Existing	2400.00	6816.00	6821.06	6818.61	6821.28	0.001354	3.79	694.45	181.06	0.31
Reach-1	128727	50_year_Existing	3700.00	6816.00	6822.60	6819.34	6822.87	0.001188	4.29	1031.25	275.90	0.30
Reach-1	128727	100_year_Existin	5100.00	6816.00	6824.10	6820.02	6824.39	0.001004	4.58	1488.42	352.54	0.29
Reach-1	128727	500_year_Existin	8700.00	6816.00	6825.67	6821.57	6826.15	0.001386	6.03	2145.96	455.43	0.35
Reach-1	128250	2_year_Existing	60.00	6814.00	6814.55	6814.46	6814.68	0.016793	2.91	20.63	43.82	0.75
Reach-1	128250	5_year_Existing	180.00	6814.00	6815.05	6814.89	6815.30	0.014832	4.04	44.80	52.81	0.77
Reach-1	128250	10_year_Existing	470.00	6814.00	6815.78	6815.56	6816.23	0.012693	5.41	87.76	63.33	0.79
Reach-1	128250	25_year_Existing	2400.00	6814.00	6818.20	6817.97	6819.70	0.012026	10.02	264.87	82.68	0.90
Reach-1	128250	50_year_Existing	3700.00	6814.00	6819.19	6819.19	6821.35	0.012678	12.08	354.04	96.27	0.96
Reach-1	128250	100_year_Existin	5100.00	6814.00	6819.85	6819.85	6822.90	0.015559	14.46	420.72	105.30	1.08
Reach-1	128250	500_year_Existin	8700.00	6814.00	6823.09	6823.09	6824.83	0.006059	12.26	1417.49	444.16	0.73
Reach-1	127781	2_year_Existing	60.00	6812.00	6812.62		6812.64	0.001922	1.13	53.05	91.48	0.26
Reach-1	127781	5_year_Existing	180.00	6812.00	6813.14	6812.53	6813.19	0.002064	1.76	102.21	95.47	0.30
Reach-1	127781	10_year_Existing	470.00	6812.00	6813.96		6814.07	0.002191	2.56	183.32	101.71	0.34
Reach-1	127781	25_year_Existing	2400.00	6812.00	6816.78		6817.14	0.002515	4.83	501.35	127.28	0.41
Reach-1	127781	50_year_Existing	3700.00	6812.00	6818.15	6815.63	6818.60	0.002299	5.49	770.48	273.26	0.41
Reach-1	127781	100_year_Existin	5100.00	6812.00	6819.35	6816.42	6819.83	0.001999	5.84	1175.61	366.80	0.40
Reach-1	127781	500_year_Existin	8700.00	6812.00	6821.03	6818.43	6821.70	0.002229	7.16	1816.27	390.26	0.44

HEC-RAS Plan: UMC Existing River: Monument Creek Reach: Reach-1 (Continued)

Reach	River Sta	Profile	Q Total	Min Ch El	W.S. Elev	Crit W.S.	E.G. Elev	E.G. Slope	Vel Chnl	Flow Area	Top Width	Froude # Chl
			(cfs)	(ft)	(ft)	(ft)	(ft)	(ft/ft)	(ft/s)	(sq ft)	(ft)	
Reach-1	127371	2_year_Existing	60.00	6810.00	6810.39	6810.39	6810.56	0.033774	3.35	17.91	52.08	1.01
Reach-1	127371	5_year_Existing	180.00	6810.00	6810.76	6810.76	6811.08	0.027136	4.56	39.47	61.27	1.00
Reach-1	127371	10_year_Existing	470.00	6810.00	6811.35	6811.35	6811.93	0.022316	6.15	76.38	65.08	1.00
Reach-1	127371	25_year_Existing	2400.00	6810.00	6814.76		6815.61	0.005597	7.43	342.57	98.38	0.62
Reach-1	127371	50_year_Existing	3700.00	6810.00	6815.73	6814.73	6817.02	0.006881	9.26	449.89	126.88	0.70
Reach-1	127371	100_year_Existin	5100.00	6810.00	6816.37	6815.81	6818.22	0.008342	11.16	596.98	301.89	0.80
Reach-1	127371	500_year_Existin	8700.00	6810.00	6818.19		6820.08	0.007057	12.25	1196.46	358.91	0.77
Reach-1	127096	2_year_Existing	60.00	6806.00	6807.32	6806.62	6807.36	0.001689	1.57	38.19	36.34	0.27
Reach-1	127096	5_year_Existing	180.00	6806.00	6808.04	6807.17	6808.15	0.002872	2.73	65.93	41.12	0.38
Reach-1	127096	10_year_Existing	470.00	6806.00	6808.86	6808.02	6809.22	0.004828	4.68	103.04	46.74	0.52
Reach-1	127096	25_year_Existing	2400.00	6806.00	6811.19	6811.19	6813.26	0.012725	11.78	234.40	68.97	0.95
Reach-1	127096	50_year_Existing	3700.00	6806.00	6813.31	6813.31	6815.06	0.007285	11.37	531.13	220.07	0.76
Reach-1	127096	100_year_Existin	5100.00	6806.00	6814.48	6814.48	6816.17	0.006398	11.85	824.83	280.40	0.74
Reach-1	127096	500_year_Existin	8700.00	6806.00	6816.04	6816.04	6818.10	0.007187	14.14	1288.08	308.01	0.80
Reach-1	126624	2_year_Existing	60.00	6805.45	6806.01	6805.81	6806.04	0.005358	1.37	43.88	123.00	0.40
Reach-1	126624	5_year_Existing	180.00	6805.45	6806.38	6806.06	6806.44	0.004576	2.00	90.04	126.77	0.42
Reach-1	126624	10_year_Existing	470.00	6805.45	6807.00	6806.42	6807.12	0.003905	2.78	169.77	133.03	0.43
Reach-1	126624	25_year_Existing	2400.00	6805.45	6810.17	6807.89	6810.42	0.001602	4.05	639.13	162.65	0.34
Reach-1	126624	50_year_Existing	3700.00	6805.45	6810.84	6808.62	6811.28	0.002395	5.42	754.68	189.51	0.42
Reach-1	126624	100_year_Existin	5100.00	6805.45	6811.61	6809.32	6812.23	0.002794	6.43	931.47	267.17	0.47
Reach-1	126624	500_year_Existin	8700.00	6805.45	6813.14	6810.80	6814.10	0.003380	8.24	1461.25	413.92	0.53
Reach-1	126153	2_year_Existing	60.00	6800.00	6800.76	6800.76	6801.13	0.028007	4.84	12.40	17.48	1.01
Reach-1	126153	5_year_Existing	180.00	6800.00	6801.54	6801.54	6802.23	0.023395	6.67	26.98	20.01	1.01
Reach-1	126153	10_year_Existing	470.00	6800.00	6803.07	6802.64	6803.94	0.013326	7.56	66.88	35.13	0.84
Reach-1	126153	25_year_Existing	2400.00	6800.00	6806.40	6805.99	6808.56	0.013479	13.06	322.60	151.42	0.97
Reach-1	126153	50_year_Existing	3700.00	6800.00	6806.36		6809.48	0.006348	10.94	859.47	383.20	0.70
Reach-1	126153	100_year_Existin	5100.00	6800.00	6808.96	6808.96	6810.18	0.007049	12.12	1079.69	387.80	0.75
Reach-1	126153	500_year_Existin	8700.00	6800.00	6810.09	6810.09	6811.63	0.008741	14.71	1500.17	375.25	0.85
Reach-1	125682	2_year_Existing	60.00	6794.00	6795.33	6794.86	6795.44	0.005306	2.67	22.45	22.57	0.47
Reach-1	125682	5_year_Existing	180.00	6794.00	6796.16	6795.60	6796.42	0.006798	4.12	43.76	28.70	0.58
Reach-1	125682	10_year_Existing	470.00	6794.00	6796.88	6796.86	6797.71	0.013106	7.35	66.40	34.03	0.85
Reach-1	125682	25_year_Existing	2400.00	6794.00	6800.63	6800.63	6802.87	0.010868	12.73	253.76	87.21	0.91
Reach-1	125682	50_year_Existing	3700.00	6794.00	6801.79	6801.79	6805.09	0.013178	15.76	339.09	80.06	1.03
Reach-1	125682	100_year_Existin	5100.00	6794.00	6804.11	6804.98	6806.59	0.007717	14.52	814.27	426.59	0.83
Reach-1	125682	500_year_Existin	8700.00	6794.00	6805.70	6806.20	6807.84	0.007226	15.56	1542.84	488.90	0.82
Reach-1	125182	2_year_Existing	60.00	6792.00	6792.46	6792.27	6792.51	0.006431	1.72	34.84	79.19	0.46
Reach-1	125182	5_year_Existing	180.00	6792.00	6792.87	6792.56	6792.97	0.006800	2.64	68.25	85.26	0.52
Reach-1	125182	10_year_Existing	470.00	6792.00	6793.68	6793.04	6793.84	0.004697	3.42	138.13	91.37	0.48
Reach-1	125182	25_year_Existing	2400.00	6792.00	6798.83	6794.96	6797.26	0.002693	5.42	544.53	201.88	0.44
Reach-1	125182	50_year_Existing	3700.00	6792.00	6798.16	6795.97	6798.66	0.002402	6.04	862.11	263.71	0.43
Reach-1	125182	100_year_Existin	5100.00	6792.00	6799.41	6796.95	6799.94	0.002127	6.44	1215.66	308.79	0.42
Reach-1	125182	500_year_Existin	8700.00	6792.00	6801.79	6798.62	6802.41	0.001885	7.32	2058.47	395.71	0.41
Reach-1	124681	2_year_Existing	60.00	6788.00	6788.77	6788.52	6788.88	0.008187	2.69	22.34	30.98	0.56
Reach-1	124681	5_year_Existing	180.00	6788.00	6789.63		6789.82	0.005793	3.55	50.68	35.40	0.52
Reach-1	124681	10_year_Existing	470.00	6788.00	6790.79		6791.16	0.006004	4.93	95.25	41.40	0.57
Reach-1	124681	25_year_Existing	2400.00	6788.00	6793.78	6793.37	6795.02	0.007931	9.34	331.32	113.07	0.74
Reach-1	124681	50_year_Existing	3700.00	6788.00	6794.94		6796.53	0.008102	10.88	466.96	120.07	0.78
Reach-1	124681	100_year_Existin	5100.00	6788.00	6795.87		6797.88	0.008797	12.46	580.33	125.63	0.83
Reach-1	124681	500_year_Existin	8700.00	6788.00	6798.05		6800.49	0.008285	14.50	1172.47	346.50	0.84
Reach-1	124238	2_year_Existing	60.00	6784.00	6784.99		6785.12	0.008770	2.87	20.91	27.46	0.58
Reach-1	124238	5_year_Existing	180.00	6784.00	6785.54	6785.36	6785.89	0.015100	4.78	37.66	34.46	0.81
Reach-1	124238	10_year_Existing	470.00	6784.00	6786.34	6786.30	6787.05	0.015889	6.87	75.87	60.80	0.90
Reach-1	124238	25_year_Existing	2400.00	6784.00	6789.34		6790.86	0.011034	10.96	314.79	97.53	0.88
Reach-1	124238	50_year_Existing	3700.00	6784.00	6790.92		6792.70	0.009192	12.08	489.49	132.22	0.84
Reach-1	124238	100_year_Existin	5100.00	6784.00	6792.49		6794.26	0.007306	12.47	739.68	187.30	0.78
Reach-1	124238	500_year_Existin	8700.00	6784.00	6794.32	6794.32	6796.77	0.008499	15.44	1144.56	253.12	0.87
Reach-1	123761	2_year_Existing	60.00	6780.00	6781.01		6781.11	0.008027	2.62	22.86	32.48	0.55
Reach-1	123761	5_year_Existing	180.00	6780.00	6781.92		6782.06	0.004839	2.97	60.71	49.51	0.47
Reach-1	123761	10_year_Existing	470.00	6780.00	6782.91		6783.19	0.004564	4.30	111.44	53.88	0.51
Reach-1	123761	25_year_Existing	2400.00	6780.00	6786.41		6787.40	0.004750	8.16	349.56	119.17	0.60
Reach-1	123761	50_year_Existing	3700.00	6780.00	6787.12		6788.81	0.007173	10.84	436.79	129.60	0.75
Reach-1	123761	100_year_Existin	5100.00	6780.00	6787.68	6787.68	6790.17	0.009829	13.39	509.20	139.08	0.89
Reach-1	123761	500_year_Existin	8700.00	6780.00	6789.79	6790.78	6792.81	0.008802	15.14	1018.47	361.70	0.88
Reach-1	123471	2_year_Existing	60.00	6776.00	6779.03		6779.13	0.005888	2.54	23.66	27.85	0.46
Reach-1	123471	5_year_Existing	180.00	6776.00	6779.52		6779.86	0.013138	4.70	38.29	32.52	0.76
Reach-1	123471	10_year_Existing	470.00	6776.00	6780.59		6781.14	0.011580	5.99	78.62	43.99	0.77
Reach-1	123471	25_year_Existing	2400.00	6776.00	6786.61		6786.73	0.000664	3.75	1314.15	358.03	0.24
Reach-1	123471	50_year_Existing	3700.00	6776.00	6787.67		6787.83	0.000792	4.45	1700.19	388.30	0.26
Reach-1	123471	100_year_Existin	5100.00	6776.00	6788.61	6785.47	6788.81	0.000896	5.06	2049.54	377.35	0.28
Reach-1	123471	500_year_Existin	8700.00	6776.00	6790.15	6786.64	6790.48	0.001329	6.79	2649.55	413.33	0.35
Reach-1	123186	2_year_Existing	60.00	6777.11	6778.19		6778.21	0.001998	1.24	48.48	75.32	0.27

HEC-RAS Plan: UMC Existing River: Monument Creek Reach: Reach-1 (Continued)

Reach	River Sta	Profile	Q Total	Min Ch El	W.S. Elev	Crit W.S.	E.G. Elev	E.G. Slope	Vel Chnl	Flow Area	Top Width	Froude # Chl
			(cfs)	(ft)	(ft)	(ft)	(ft)	(ft/ft)	(ft/s)	(sq ft)	(ft)	
Reach-1	123186	5_year_Existing	180.00	6777.11	6779.12		6779.15	0.000857	1.40	130.07	93.55	0.20
Reach-1	123186	10_year_Existing	470.00	6777.11	6780.45		6780.50	0.000658	1.89	262.68	107.81	0.20
Reach-1	123186	25_year_Existing	2400.00	6777.11	6786.56		6786.62	0.000197	2.24	1632.50	289.63	0.13
Reach-1	123186	50_year_Existing	3700.00	6777.11	6787.59		6787.69	0.000297	2.96	1933.87	299.02	0.17
Reach-1	123186	100_year_Existin	5100.00	6777.11	6788.48		6788.63	0.000398	3.63	2208.53	311.02	0.19
Reach-1	123186	500_year_Existin	8700.00	6777.11	6789.90		6790.20	0.000708	5.25	2665.29	335.16	0.26
Reach-1	123075	2_year_Existing	60.00	6774.99	6777.76	6776.60	6777.77	0.010887	1.00	60.67	45.45	0.15
Reach-1	123075	5_year_Existing	180.00	6774.99	6778.86	6777.19	6778.90	0.013249	1.61	113.68	50.70	0.18
Reach-1	123075	10_year_Existing	470.00	6774.99	6780.15	6777.92	6780.27	0.020504	2.85	183.08	56.85	0.24
Reach-1	123075	25_year_Existing	2400.00	6774.99	6786.51	6780.93	6786.57	0.001746	1.49	1560.54	334.42	0.08
Reach-1	123075	50_year_Existing	3700.00	6774.99	6787.52	6782.06	6787.62	0.002143	1.76	1902.96	347.42	0.09
Reach-1	123075	100_year_Existin	5100.00	6774.99	6788.40	6783.52	6788.53	0.002607	2.04	2215.73	371.39	0.10
Reach-1	123075	500_year_Existin	8700.00	6774.99	6789.76	6785.63	6790.02	0.004301	2.81	2787.24	433.94	0.14
Reach-1	123037		Bridge									
Reach-1	123016	2_year_Existing	60.00	6775.44	6777.11	6777.09	6777.34	0.025791	3.87	15.52	29.37	0.94
Reach-1	123016	5_year_Existing	180.00	6775.44	6778.37	6777.83	6778.48	0.067848	2.67	68.07	46.22	0.38
Reach-1	123016	10_year_Existing	470.00	6775.44	6778.87	6778.38	6779.30	0.177340	5.20	91.82	48.61	0.64
Reach-1	123016	25_year_Existing	2400.00	6775.44	6781.40	6781.40	6783.50	0.267270	10.85	234.50	76.42	0.89
Reach-1	123016	50_year_Existing	3700.00	6775.44	6783.55	6783.55	6784.70	0.110649	9.02	540.34	222.72	0.61
Reach-1	123016	100_year_Existin	5100.00	6775.44	6784.15	6784.15	6785.49	0.107803	9.42	681.02	246.63	0.61
Reach-1	123016	500_year_Existin	8700.00	6775.44	6785.29	6785.29	6787.30	0.097649	9.87	970.91	261.68	0.60
Reach-1	122784	2_year_Existing	60.00	6770.00	6770.58	6770.58	6770.84	0.030434	4.06	14.76	29.60	1.01
Reach-1	122784	5_year_Existing	180.00	6770.00	6771.25	6771.13	6771.61	0.016270	4.86	37.21	36.78	0.84
Reach-1	122784	10_year_Existing	470.00	6770.00	6772.25	6771.95	6772.82	0.010775	6.16	88.16	72.77	0.76
Reach-1	122784	25_year_Existing	2400.00	6770.00	6775.55	6774.69	6776.61	0.006817	9.31	360.18	91.70	0.71
Reach-1	122784	50_year_Existing	3700.00	6770.00	6777.01	6775.87	6778.35	0.006504	10.69	500.96	101.60	0.72
Reach-1	122784	100_year_Existin	5100.00	6770.00	6778.31	6777.00	6780.17	0.007176	12.62	652.59	155.27	0.78
Reach-1	122784	500_year_Existin	8700.00	6770.00	6781.56	6777.69	6782.88	0.004129	11.98	1872.37	440.81	0.63
Reach-1	122284	2_year_Existing	66.00	6766.00	6767.70	6766.83	6767.75	0.002010	1.88	35.18	28.92	0.30
Reach-1	122284	5_year_Existing	210.00	6766.00	6768.66		6768.79	0.002984	2.90	75.91	52.76	0.39
Reach-1	122284	10_year_Existing	510.00	6766.00	6769.67		6769.95	0.003508	4.28	137.38	68.27	0.45
Reach-1	122284	25_year_Existing	2500.00	6766.00	6772.98		6773.84	0.004442	8.15	444.23	114.64	0.58
Reach-1	122284	50_year_Existing	3900.00	6766.00	6774.51		6775.61	0.004488	9.51	631.94	132.75	0.61
Reach-1	122284	100_year_Existin	5400.00	6766.00	6775.34		6776.91	0.005700	11.49	747.23	144.20	0.70
Reach-1	122284	500_year_Existin	9300.00	6766.00	6776.68		6779.89	0.009340	16.24	953.25	162.66	0.92
Reach-1	121948	2_year_Existing	66.00	6766.00	6766.73	6766.41	6766.79	0.004502	1.92	34.36	50.66	0.41
Reach-1	121948	5_year_Existing	210.00	6766.00	6767.42		6767.56	0.004631	2.93	71.59	56.98	0.46
Reach-1	121948	10_year_Existing	510.00	6766.00	6768.31		6768.57	0.004810	4.06	125.71	64.14	0.51
Reach-1	121948	25_year_Existing	2500.00	6766.00	6770.84		6771.95	0.007178	8.56	332.71	131.97	0.71
Reach-1	121948	50_year_Existing	3900.00	6766.00	6771.56	6771.53	6773.38	0.009957	11.13	445.77	179.45	0.86
Reach-1	121948	100_year_Existin	5400.00	6766.00	6772.70	6772.70	6774.56	0.008498	11.71	682.69	228.86	0.82
Reach-1	121948	500_year_Existin	9300.00	6766.00	6775.23		6778.88	0.005658	11.94	1332.49	269.95	0.71
Reach-1	121609	2_year_Existing	66.00	6764.00	6764.88	6764.57	6764.98	0.006385	2.44	27.02	35.94	0.50
Reach-1	121609	5_year_Existing	210.00	6764.00	6765.85		6766.00	0.004480	3.11	67.45	47.61	0.46
Reach-1	121609	10_year_Existing	510.00	6764.00	6766.83		6767.06	0.004091	4.05	161.80	129.41	0.48
Reach-1	121609	25_year_Existing	2500.00	6764.00	6770.15		6770.45	0.002250	5.36	960.85	404.06	0.41
Reach-1	121609	50_year_Existing	3900.00	6764.00	6771.52		6771.77	0.001669	5.37	1521.13	414.96	0.36
Reach-1	121609	100_year_Existin	5400.00	6764.00	6772.78	6770.35	6773.02	0.001383	5.46	2051.32	424.53	0.34
Reach-1	121609	500_year_Existin	9300.00	6764.00	6775.49		6775.74	0.001090	5.90	3229.54	446.37	0.32
Reach-1	121179	2_year_Existing	66.00	6760.00	6761.02	6760.81	6761.22	0.012571	3.62	18.23	21.94	0.70
Reach-1	121179	5_year_Existing	210.00	6760.00	6761.63	6761.63	6762.26	0.022786	6.38	32.92	26.26	1.00
Reach-1	121179	10_year_Existing	510.00	6760.00	6762.68	6762.68	6763.66	0.019854	7.95	64.14	33.03	1.00
Reach-1	121179	25_year_Existing	2500.00	6760.00	6766.92	6766.92	6768.64	0.008262	10.92	316.53	132.97	0.76
Reach-1	121179	50_year_Existing	3900.00	6760.00	6768.27	6768.27	6770.24	0.008062	12.35	504.98	143.85	0.80
Reach-1	121179	100_year_Existin	5400.00	6760.00	6769.34	6769.34	6771.82	0.008379	13.77	661.39	150.53	0.83
Reach-1	121179	500_year_Existin	9300.00	6760.00	6771.38	6771.38	6774.42	0.009325	16.77	975.51	157.00	0.91
Reach-1	120794	2_year_Existing	66.00	6756.00	6756.74	6756.56	6756.85	0.010194	2.65	24.92	41.93	0.61
Reach-1	120794	5_year_Existing	210.00	6756.00	6757.74	6757.08	6757.86	0.004120	2.78	75.41	59.54	0.44
Reach-1	120794	10_year_Existing	510.00	6756.00	6759.00	6757.79	6759.16	0.002371	3.25	164.09	84.17	0.37
Reach-1	120794	25_year_Existing	2500.00	6756.00	6763.40	6760.23	6763.69	0.001273	4.75	733.35	163.03	0.32
Reach-1	120794	50_year_Existing	3900.00	6756.00	6765.51	6761.39	6765.83	0.001032	5.12	1223.55	269.23	0.30
Reach-1	120794	100_year_Existin	5400.00	6756.00	6767.39	6762.36	6767.69	0.000844	5.26	1751.59	294.31	0.28
Reach-1	120794	500_year_Existin	9300.00	6756.00	6769.92	6764.88	6770.37	0.001025	6.67	2610.38	402.14	0.32
Reach-1	120591	2_year_Existing	66.00	6754.00	6755.53		6755.64	0.003949	2.60	25.39	20.50	0.41
Reach-1	120591	5_year_Existing	210.00	6754.00	6756.83		6756.86	0.005503	4.06	51.67	27.41	0.52
Reach-1	120591	10_year_Existing	510.00	6754.00	6757.84		6758.34	0.007229	5.70	89.40	35.02	0.63
Reach-1	120591	25_year_Existing	2500.00	6754.00	6761.25		6763.00	0.008983	10.87	261.70	65.14	0.80
Reach-1	120591	50_year_Existing	3900.00	6754.00	6762.66	6762.36	6765.14	0.009748	13.12	360.59	77.25	0.87
Reach-1	120591	100_year_Existin	5400.00	6754.00	6764.21	6764.21	6767.04	0.008884	14.29	527.61	139.76	0.86
Reach-1	120591	500_year_Existin	9300.00	6754.00	6767.66		6769.60	0.005360	13.68	1317.03	318.49	0.70

HEC-RAS Plan: UMC Existing River: Monument Creek Reach: Reach-1 (Continued)

Reach	River Sta	Profile	Q Total	Min Ch El	W.S. Elev	Crit W.S.	E.G. Elev	E.G. Slope	Vel Chnl	Flow Area	Top Width	Froude # Chl
			(cfs)	(ft)	(ft)	(ft)	(ft)	(ft/ft)	(ft/s)	(sq ft)	(ft)	
Reach-1	120517	2_year_Existing	66.00	6752.99	6755.40	6754.42	6755.43	0.001547	1.38	47.69	36.39	0.21
Reach-1	120517	5_year_Existing	210.00	6752.99	6756.48	6755.09	6756.57	0.002019	2.34	95.20	52.84	0.27
Reach-1	120517	10_year_Existing	510.00	6752.99	6757.71	6755.96	6757.88	0.002558	3.48	169.75	65.16	0.32
Reach-1	120517	25_year_Existing	2500.00	6752.99	6761.34	6758.99	6762.01	0.004368	7.24	436.45	81.63	0.47
Reach-1	120517	50_year_Existing	3900.00	6752.99	6762.90	6760.37	6763.88	0.005065	8.88	569.48	88.71	0.53
Reach-1	120517	100_year_Existin	5400.00	6752.99	6764.28	6761.63	6765.57	0.005627	10.32	696.57	96.80	0.57
Reach-1	120517	500_year_Existin	9300.00	6752.99	6767.37	6764.04	6769.25	0.006081	12.80	1036.96	123.49	0.62
Reach-1	120436		Bridge									
Reach-1	120361	2_year_Existing	66.00	6751.98	6754.05	6753.41	6754.10	0.002961	1.84	35.86	34.09	0.32
Reach-1	120361	5_year_Existing	210.00	6751.98	6755.05	6754.06	6755.18	0.003271	2.90	74.25	45.16	0.37
Reach-1	120361	10_year_Existing	510.00	6751.98	6756.12	6754.93	6756.40	0.004044	4.32	133.13	62.56	0.44
Reach-1	120361	25_year_Existing	2500.00	6751.98	6759.08	6757.97	6760.23	0.007533	9.31	337.98	75.96	0.67
Reach-1	120361	50_year_Existing	3900.00	6751.98	6760.20	6759.42	6762.00	0.009625	11.80	426.10	81.05	0.78
Reach-1	120361	100_year_Existin	5400.00	6751.98	6761.11	6760.67	6763.64	0.011759	14.13	501.46	85.16	0.88
Reach-1	120361	500_year_Existin	9300.00	6751.98	6763.31	6763.20	6767.35	0.014102	18.20	700.38	97.14	1.00
Reach-1	120168	2_year_Existing	66.00	6752.00	6753.42		6753.49	0.003411	2.10	31.42	32.73	0.36
Reach-1	120168	5_year_Existing	210.00	6752.00	6754.34		6754.50	0.003869	3.16	68.82	54.32	0.43
Reach-1	120168	10_year_Existing	510.00	6752.00	6755.33		6755.62	0.003983	4.48	143.42	96.04	0.48
Reach-1	120168	25_year_Existing	2500.00	6752.00	6758.29		6758.92	0.004112	7.50	520.41	139.98	0.56
Reach-1	120168	50_year_Existing	3900.00	6752.00	6759.41		6760.27	0.004717	9.06	679.53	145.16	0.61
Reach-1	120168	100_year_Existin	5400.00	6752.00	6760.33		6761.47	0.005366	10.52	815.49	149.33	0.67
Reach-1	120168	500_year_Existin	9300.00	6752.00	6762.29		6764.44	0.007698	14.67	1130.06	208.31	0.83
Reach-1	119853	2_year_Existing	66.00	6750.00	6750.78	6750.78	6751.10	0.027749	4.54	14.53	22.92	1.01
Reach-1	119853	5_year_Existing	210.00	6750.00	6751.54	6751.53	6752.10	0.022856	5.97	35.16	31.70	1.00
Reach-1	119853	10_year_Existing	510.00	6750.00	6752.53	6752.45	6753.31	0.017087	7.09	72.90	45.95	0.94
Reach-1	119853	25_year_Existing	2500.00	6750.00	6755.71		6757.01	0.008883	10.11	397.66	161.83	0.80
Reach-1	119853	50_year_Existing	3900.00	6750.00	6757.03		6758.37	0.007536	10.90	630.89	166.32	0.77
Reach-1	119853	100_year_Existin	5400.00	6750.00	6758.23		6759.58	0.006539	11.41	860.84	195.83	0.74
Reach-1	119853	500_year_Existin	9300.00	6750.00	6760.65		6762.19	0.005670	12.81	1354.08	211.08	0.72
Reach-1	119643	2_year_Existing	66.00	6748.05	6749.43	6748.82	6749.49	0.002941	1.95	33.83	35.25	0.35
Reach-1	119643	5_year_Existing	210.00	6748.05	6750.27	6749.51	6750.43	0.003600	3.15	68.38	45.63	0.43
Reach-1	119643	10_year_Existing	510.00	6748.05	6751.34		6751.66	0.003942	4.57	123.07	56.87	0.46
Reach-1	119643	25_year_Existing	2500.00	6748.05	6754.70		6755.59	0.004578	8.37	483.34	158.65	0.60
Reach-1	119643	50_year_Existing	3900.00	6748.05	6755.82		6757.01	0.005291	10.07	670.95	176.88	0.66
Reach-1	119643	100_year_Existin	5400.00	6748.05	6756.84		6758.21	0.006355	11.85	824.63	195.86	0.74
Reach-1	119643	500_year_Existin	9300.00	6748.05	6758.61		6760.78	0.007249	14.64	1243.12	240.60	0.81
Reach-1	119152	2_year_Existing	66.00	6746.00	6746.71	6746.56	6746.85	0.012618	2.99	22.07	36.28	0.68
Reach-1	119152	5_year_Existing	210.00	6746.00	6747.46	6747.13	6747.70	0.009514	3.96	53.05	46.23	0.65
Reach-1	119152	10_year_Existing	510.00	6746.00	6748.29	6747.89	6748.73	0.009882	5.32	96.60	60.68	0.71
Reach-1	119152	25_year_Existing	2500.00	6746.00	6750.63	6750.58	6752.12	0.011781	10.20	317.42	140.51	0.89
Reach-1	119152	50_year_Existing	3900.00	6746.00	6751.90	6751.90	6753.53	0.009698	11.10	542.54	214.30	0.85
Reach-1	119152	100_year_Existin	5400.00	6746.00	6752.86	6752.86	6754.55	0.008761	11.80	762.84	231.80	0.83
Reach-1	119152	500_year_Existin	9300.00	6746.00	6754.40	6754.40	6756.67	0.009748	14.39	1125.92	241.52	0.91
Reach-1	118650	2_year_Existing	66.00	6742.00	6742.97	6742.62	6743.03	0.005007	1.97	33.46	51.37	0.43
Reach-1	118650	5_year_Existing	210.00	6742.00	6743.57		6743.71	0.006622	2.99	70.22	71.13	0.53
Reach-1	118650	10_year_Existing	510.00	6742.00	6744.26		6744.51	0.007078	4.05	128.59	98.19	0.59
Reach-1	118650	25_year_Existing	2500.00	6742.00	6746.45		6747.30	0.007412	7.60	377.53	139.87	0.70
Reach-1	118650	50_year_Existing	3900.00	6742.00	6747.61	6746.77	6748.69	0.006767	8.71	546.77	154.96	0.70
Reach-1	118650	100_year_Existin	5400.00	6742.00	6748.69	6747.56	6749.96	0.006187	9.54	726.06	171.55	0.69
Reach-1	118650	500_year_Existin	9300.00	6742.00	6751.21	6749.56	6752.72	0.004878	10.73	1185.74	191.03	0.65
Reach-1	118363	2_year_Existing	66.00	6740.00	6740.46	6740.38	6740.58	0.017569	2.74	24.07	57.79	0.75
Reach-1	118363	5_year_Existing	210.00	6740.00	6740.99	6740.79	6741.20	0.012089	3.69	56.95	66.11	0.70
Reach-1	118363	10_year_Existing	510.00	6740.00	6741.70	6741.37	6742.05	0.010528	4.75	107.46	77.16	0.71
Reach-1	118363	25_year_Existing	2500.00	6740.00	6744.27		6745.20	0.007202	7.80	345.44	106.76	0.69
Reach-1	118363	50_year_Existing	3900.00	6740.00	6745.50		6746.73	0.006799	9.09	484.49	120.43	0.71
Reach-1	118363	100_year_Existin	5400.00	6740.00	6746.61		6748.11	0.006505	10.13	625.85	132.39	0.71
Reach-1	118363	500_year_Existin	9300.00	6740.00	6748.96		6751.08	0.006226	12.26	1053.29	257.83	0.74
Reach-1	118011	2_year_Existing	66.00	6736.00	6736.97		6737.07	0.006421	2.48	26.59	34.79	0.50
Reach-1	118011	5_year_Existing	210.00	6736.00	6737.74		6737.95	0.007293	3.63	57.86	47.06	0.58
Reach-1	118011	10_year_Existing	510.00	6736.00	6738.62		6738.99	0.007228	4.91	106.24	63.13	0.62
Reach-1	118011	25_year_Existing	2500.00	6736.00	6741.38	6740.75	6742.56	0.007674	9.11	345.92	109.28	0.74
Reach-1	118011	50_year_Existing	3900.00	6736.00	6742.68	6742.04	6744.20	0.007452	10.57	498.80	124.89	0.76
Reach-1	118011	100_year_Existin	5400.00	6736.00	6743.82	6743.08	6745.65	0.007387	11.81	650.43	140.39	0.78
Reach-1	118011	500_year_Existin	9300.00	6736.00	6745.89		6748.54	0.008103	14.66	980.94	158.92	0.85
Reach-1	117536	2_year_Existing	66.00	6732.00	6732.85	6732.68	6732.98	0.012301	2.84	23.24	40.30	0.66
Reach-1	117536	5_year_Existing	210.00	6732.00	6733.49	6733.23	6733.73	0.011122	3.93	53.46	52.71	0.69
Reach-1	117536	10_year_Existing	510.00	6732.00	6734.17	6733.92	6734.64	0.012087	5.50	94.85	69.88	0.77
Reach-1	117536	25_year_Existing	2500.00	6732.00	6736.54	6736.37	6738.03	0.012053	10.10	287.83	91.07	0.90
Reach-1	117536	50_year_Existing	3900.00	6732.00	6737.65		6739.70	0.012226	11.99	392.91	99.05	0.94
Reach-1	117536	100_year_Existin	5400.00	6732.00	6738.73	6738.62	6741.23	0.011743	13.38	504.87	107.85	0.95
Reach-1	117536	500_year_Existin	9300.00	6732.00	6741.73	6741.73	6744.61	0.008402	14.74	938.63	191.01	0.86

HEC-RAS Plan: UMC Existing River: Monument Creek Reach: Reach-1 (Continued)

Reach	River Sta	Profile	Q Total	Min Ch El	W.S. Elev	Crit W.S.	E.G. Elev	E.G. Slope	Vel Chnl	Flow Area	Top Width	Froude # Chl
			(cfs)	(ft)	(ft)	(ft)	(ft)	(ft/ft)	(ft/s)	(sq ft)	(ft)	
Reach-1	117036	2_year_Existing	66.00	6728.00	6728.61	6728.37	6728.67	0.006289	2.00	33.05	59.01	0.47
Reach-1	117036	5_year_Existing	210.00	6728.00	6729.15	6728.78	6729.30	0.007069	3.12	67.37	67.17	0.55
Reach-1	117036	10_year_Existing	510.00	6728.00	6729.90		6730.17	0.006683	4.24	120.53	73.84	0.58
Reach-1	117036	25_year_Existing	2500.00	6728.00	6732.52		6733.49	0.006622	7.94	329.04	84.84	0.68
Reach-1	117036	50_year_Existing	3900.00	6728.00	6733.90		6735.21	0.006249	9.29	449.53	90.14	0.69
Reach-1	117036	100_year_Existin	5400.00	6728.00	6735.05		6736.75	0.006382	10.61	555.77	96.73	0.72
Reach-1	117036	500_year_Existin	9300.00	6728.00	6736.96	6736.15	6739.88	0.008015	14.03	763.71	119.57	0.84
Reach-1	116540	2_year_Existing	66.00	6724.00	6724.69	6724.50	6724.79	0.009993	2.53	26.05	45.97	0.59
Reach-1	116540	5_year_Existing	210.00	6724.00	6725.37	6725.01	6725.54	0.008120	3.35	62.64	61.99	0.59
Reach-1	116540	10_year_Existing	510.00	6724.00	6726.06	6725.67	6726.39	0.008740	4.61	110.91	73.40	0.65
Reach-1	116540	25_year_Existing	2500.00	6724.00	6728.42		6729.60	0.009297	8.81	297.56	85.53	0.79
Reach-1	116540	50_year_Existing	3900.00	6724.00	6729.38	6729.02	6731.19	0.010624	10.92	383.36	92.08	0.87
Reach-1	116540	100_year_Existin	5400.00	6724.00	6730.44	6730.09	6732.71	0.010356	12.30	484.56	100.32	0.89
Reach-1	116540	500_year_Existin	9300.00	6724.00	6733.16		6735.89	0.007817	13.77	883.09	184.76	0.82
Reach-1	116040	2_year_Existing	79.00	6720.00	6720.61	6720.52	6720.89	0.006467	2.25	35.08	53.45	0.49
Reach-1	116040	5_year_Existing	300.00	6720.00	6721.62	6721.16	6721.81	0.007020	3.51	85.53	71.34	0.58
Reach-1	116040	10_year_Existing	780.00	6720.00	6722.62		6722.92	0.006042	4.45	189.50	123.86	0.57
Reach-1	116040	25_year_Existing	3700.00	6720.00	6725.61		6726.39	0.004890	7.49	596.04	148.10	0.60
Reach-1	116040	50_year_Existing	5300.00	6720.00	6726.79		6727.77	0.004671	8.45	775.28	156.49	0.60
Reach-1	116040	100_year_Existin	7400.00	6720.00	6728.13		6729.33	0.004479	9.45	992.46	166.58	0.61
Reach-1	116040	500_year_Existin	13000.00	6720.00	6731.14		6732.92	0.004288	11.60	1545.43	221.41	0.63
Reach-1	115647	2_year_Existing	79.00	6716.00	6716.92	6716.79	6717.11	0.015635	3.45	22.91	35.73	0.76
Reach-1	115647	5_year_Existing	300.00	6716.00	6717.83	6717.60	6718.16	0.012728	4.64	64.63	55.41	0.76
Reach-1	115647	10_year_Existing	780.00	6716.00	6718.68	6718.50	6719.40	0.014225	6.83	115.73	68.91	0.87
Reach-1	115647	25_year_Existing	3700.00	6716.00	6721.63	6721.63	6723.47	0.011527	11.44	417.12	126.16	0.91
Reach-1	115647	50_year_Existing	5300.00	6716.00	6722.67	6722.67	6724.92	0.011330	12.90	551.79	132.34	0.93
Reach-1	115647	100_year_Existin	7400.00	6716.00	6723.85	6723.85	6726.55	0.011092	14.41	710.78	138.00	0.95
Reach-1	115647	500_year_Existin	13000.00	6716.00	6726.36	6726.36	6730.16	0.010987	17.54	1072.00	150.47	1.00
Reach-1	115169	2_year_Existing	79.00	6712.00	6713.21		6713.30	0.004759	2.32	34.09	39.49	0.44
Reach-1	115169	5_year_Existing	300.00	6712.00	6714.37		6714.50	0.004974	2.92	102.91	89.69	0.47
Reach-1	115169	10_year_Existing	780.00	6712.00	6715.28		6715.55	0.004883	4.23	193.08	109.54	0.52
Reach-1	115169	25_year_Existing	3700.00	6712.00	6717.99	6716.97	6718.88	0.005648	7.93	576.34	184.48	0.64
Reach-1	115169	50_year_Existing	5300.00	6712.00	6719.47	6717.94	6720.34	0.004147	8.12	865.52	205.15	0.57
Reach-1	115169	100_year_Existin	7400.00	6712.00	6720.94	6719.00	6721.93	0.003646	8.77	1190.44	242.96	0.55
Reach-1	115169	500_year_Existin	13000.00	6712.00	6723.29	6721.01	6724.68	0.003894	10.81	1836.37	294.38	0.60
Reach-1	114685	2_year_Existing	79.00	6708.00	6708.94	6708.85	6709.22	0.018642	4.28	18.54	23.63	0.85
Reach-1	114685	5_year_Existing	300.00	6708.00	6710.08	6709.89	6710.57	0.015220	5.64	56.12	79.40	0.84
Reach-1	114685	10_year_Existing	780.00	6708.00	6711.05	6710.99	6711.83	0.013436	7.54	141.13	95.32	0.86
Reach-1	114685	25_year_Existing	3700.00	6708.00	6715.18		6716.15	0.005810	9.55	641.61	143.40	0.66
Reach-1	114685	50_year_Existing	5300.00	6708.00	6716.67		6717.95	0.005778	11.12	887.46	215.82	0.69
Reach-1	114685	100_year_Existin	7400.00	6708.00	6717.69		6719.46	0.007052	13.31	1155.39	306.78	0.78
Reach-1	114685	500_year_Existin	13000.00	6708.00	6719.21		6721.76	0.009436	17.09	1711.02	419.16	0.93
Reach-1	114251	2_year_Existing	79.00	6704.00	6705.37	6704.86	6705.49	0.004841	2.67	29.57	27.84	0.46
Reach-1	114251	5_year_Existing	300.00	6704.00	6706.66	6705.88	6706.89	0.005210	3.83	78.99	48.21	0.51
Reach-1	114251	10_year_Existing	780.00	6704.00	6708.05		6708.50	0.004711	5.40	152.74	57.56	0.54
Reach-1	114251	25_year_Existing	3700.00	6704.00	6712.06		6713.61	0.005831	10.43	454.46	114.67	0.69
Reach-1	114251	50_year_Existing	5300.00	6704.00	6712.99	6711.81	6715.09	0.007113	12.50	675.06	292.61	0.78
Reach-1	114251	100_year_Existin	7400.00	6704.00	6713.99		6716.28	0.007383	13.77	973.03	306.20	0.81
Reach-1	114251	500_year_Existin	13000.00	6704.00	6716.47	6716.47	6718.42	0.006811	14.35	2036.79	551.34	0.74
Reach-1	114014	2_year_Existing	79.00	6702.00	6702.84	6702.84	6703.21	0.026318	4.85	16.28	22.27	1.00
Reach-1	114014	5_year_Existing	300.00	6702.00	6703.88	6703.88	6704.63	0.021126	6.95	43.23	29.62	1.00
Reach-1	114014	10_year_Existing	780.00	6702.00	6705.25	6705.25	6706.54	0.015821	9.22	90.13	39.26	0.97
Reach-1	114014	25_year_Existing	3700.00	6702.00	6710.65	6710.65	6712.21	0.005930	11.50	659.30	260.40	0.71
Reach-1	114014	50_year_Existing	5300.00	6702.00	6711.54	6711.54	6713.36	0.006748	13.14	908.59	298.23	0.77
Reach-1	114014	100_year_Existin	7400.00	6702.00	6712.93	6712.93	6714.53	0.005748	13.33	1422.04	468.71	0.72
Reach-1	114014	500_year_Existin	13000.00	6702.00	6713.87	6714.71	6716.58	0.009862	18.49	1930.24	610.22	0.96
Reach-1	113572	2_year_Existing	79.00	6698.00	6699.62	6698.86	6699.69	0.002676	2.13	37.05	31.38	0.35
Reach-1	113572	5_year_Existing	300.00	6698.00	6700.83	6699.93	6700.98	0.003868	3.14	101.77	83.32	0.44
Reach-1	113572	10_year_Existing	780.00	6698.00	6701.86	6701.05	6702.14	0.004748	4.42	216.13	137.39	0.52
Reach-1	113572	25_year_Existing	3700.00	6698.00	6702.36	6703.51	6706.16	0.050991	16.52	291.83	158.09	1.75
Reach-1	113572	50_year_Existing	5300.00	6698.00	6703.12	6704.34	6707.12	0.040849	17.39	416.66	167.38	1.63
Reach-1	113572	100_year_Existin	7400.00	6698.00	6703.76	6705.25	6708.75	0.042475	19.78	524.83	174.44	1.71
Reach-1	113572	500_year_Existin	13000.00	6698.00	6708.58	6707.42	6710.60	0.018716	18.53	1059.21	208.01	1.23
Reach-1	113077	2_year_Existing	79.00	6696.00	6696.25	6696.25	6696.37	0.037663	2.82	27.98	114.09	1.00
Reach-1	113077	5_year_Existing	300.00	6696.00	6696.60	6696.60	6696.90	0.028120	4.34	69.19	119.05	1.00
Reach-1	113077	10_year_Existing	780.00	6696.00	6697.12	6697.12	6697.66	0.023284	5.86	133.06	126.36	1.01
Reach-1	113077	25_year_Existing	3700.00	6696.00	6699.48	6699.08	6700.47	0.009508	8.15	516.52	219.54	0.78
Reach-1	113077	50_year_Existing	5300.00	6696.00	6700.30	6699.92	6701.49	0.008753	9.04	713.14	247.88	0.78
Reach-1	113077	100_year_Existin	7400.00	6696.00	6701.24	6700.77	6702.64	0.008170	9.99	952.26	324.97	0.78
Reach-1	113077	500_year_Existin	13000.00	6696.00	6703.44	6702.66	6704.84	0.005739	10.62	1876.33	428.38	0.69

HEC-RAS Plan: UMC Existing River: Monument Creek Reach: Reach-1 (Continued)

Reach	River Sta	Profile	Q Total	Min Ch El	W.S. Elev	Crit W.S.	E.G. Elev	E.G. Slope	Vel Chnl	Flow Area	Top Width	Froude # Chl
			(cfs)	(ft)	(ft)	(ft)	(ft)	(ft/ft)	(ft/s)	(sq ft)	(ft)	
Reach-1	112597	2_year_Existing	79.00	6690.00	6691.14	6690.66	6691.20	0.003843	2.08	38.03	44.28	0.39
Reach-1	112597	5_year_Existing	300.00	6690.00	6692.14	6691.43	6692.31	0.004162	3.30	93.96	96.83	0.46
Reach-1	112597	10_year_Existing	780.00	6690.00	6693.23	6692.43	6693.54	0.004273	4.71	207.46	111.20	0.50
Reach-1	112597	25_year_Existing	3700.00	6690.00	6696.11		6697.02	0.005578	8.72	704.46	253.16	0.65
Reach-1	112597	50_year_Existing	5300.00	6690.00	6697.07		6698.11	0.005649	9.75	950.12	261.02	0.67
Reach-1	112597	100_year_Existin	7400.00	6690.00	6698.09		6699.31	0.005788	10.87	1221.18	267.88	0.70
Reach-1	112597	500_year_Existin	13000.00	6690.00	6700.19		6701.90	0.006401	13.45	1795.00	292.15	0.76
Reach-1	112151	2_year_Existing	79.00	6686.70	6687.43	6687.40	6687.71	0.023323	4.20	18.82	29.39	0.92
Reach-1	112151	5_year_Existing	300.00	6686.70	6688.31	6688.31	6688.87	0.018452	6.05	55.46	62.59	0.93
Reach-1	112151	10_year_Existing	780.00	6686.70	6689.30	6689.30	6690.20	0.015668	8.09	126.31	79.32	0.94
Reach-1	112151	25_year_Existing	3700.00	6686.70	6692.83	6692.83	6694.01	0.008133	10.79	704.79	295.33	0.79
Reach-1	112151	50_year_Existing	5300.00	6686.70	6693.52	6693.52	6694.92	0.009111	12.31	911.86	299.46	0.85
Reach-1	112151	100_year_Existin	7400.00	6686.70	6694.28	6694.28	6695.93	0.010048	13.91	1139.46	303.94	0.91
Reach-1	112151	500_year_Existin	13000.00	6686.70	6695.88	6695.81	6698.10	0.011584	17.04	1631.49	311.81	1.01
Reach-1	111700	2_year_Existing	79.00	6683.84	6684.71		6684.75	0.002943	1.54	51.30	76.73	0.33
Reach-1	111700	5_year_Existing	300.00	6683.84	6685.51	6684.83	6685.61	0.003290	2.45	122.67	99.63	0.39
Reach-1	111700	10_year_Existing	780.00	6683.84	6686.54	6685.52	6686.71	0.003179	3.29	237.17	120.28	0.41
Reach-1	111700	25_year_Existing	3700.00	6683.84	6689.15	6687.67	6689.74	0.003914	6.30	653.84	197.42	0.52
Reach-1	111700	50_year_Existing	5300.00	6683.84	6689.96	6688.56	6690.78	0.004391	7.45	819.51	210.31	0.57
Reach-1	111700	100_year_Existin	7400.00	6683.84	6690.89	6689.47	6691.96	0.004731	8.62	1016.34	217.64	0.61
Reach-1	111700	500_year_Existin	13000.00	6683.84	6692.89		6694.54	0.005254	10.94	1493.23	258.53	0.67
Reach-1	111401	2_year_Existing	79.00	6682.00	6682.47	6682.47	6682.69	0.030747	3.77	20.94	47.41	1.00
Reach-1	111401	5_year_Existing	300.00	6682.00	6683.17	6683.10	6683.60	0.019342	5.27	56.95	55.09	0.91
Reach-1	111401	10_year_Existing	780.00	6682.00	6684.13	6684.00	6684.85	0.015801	6.80	115.60	78.99	0.90
Reach-1	111401	25_year_Existing	3700.00	6682.00	6686.73		6687.91	0.010084	9.85	593.71	231.36	0.84
Reach-1	111401	50_year_Existing	5300.00	6682.00	6687.76		6688.97	0.008370	10.35	838.15	242.88	0.79
Reach-1	111401	100_year_Existin	7400.00	6682.00	6689.19		6690.34	0.006173	10.41	1214.19	266.76	0.70
Reach-1	111401	500_year_Existin	13000.00	6682.00	6691.41		6692.83	0.005736	12.13	1927.15	335.97	0.71
Reach-1	111011	2_year_Existing	79.00	6678.00	6679.51	6678.86	6679.58	0.003318	2.11	37.39	37.74	0.37
Reach-1	111011	5_year_Existing	300.00	6678.00	6680.61		6680.78	0.003609	3.27	102.58	92.34	0.43
Reach-1	111011	10_year_Existing	780.00	6678.00	6681.71		6682.00	0.003904	4.66	244.89	167.89	0.49
Reach-1	111011	25_year_Existing	3700.00	6678.00	6684.68		6685.31	0.004238	7.82	803.52	197.86	0.57
Reach-1	111011	50_year_Existing	5300.00	6678.00	6685.78		6686.56	0.004320	8.85	1024.82	203.74	0.59
Reach-1	111011	100_year_Existin	7400.00	6678.00	6687.01		6688.15	0.005128	10.75	1336.63	292.74	0.66
Reach-1	111011	500_year_Existin	13000.00	6678.00	6689.65		6690.85	0.004263	11.81	2160.69	320.04	0.63
Reach-1	110523	2_year_Existing	79.00	6676.00	6676.97		6677.10	0.006883	2.87	27.52	36.05	0.58
Reach-1	110523	5_year_Existing	300.00	6676.00	6678.01		6678.28	0.007792	4.15	72.54	70.73	0.61
Reach-1	110523	10_year_Existing	780.00	6676.00	6679.12		6679.56	0.006554	5.56	186.70	135.16	0.61
Reach-1	110523	25_year_Existing	3700.00	6676.00	6682.02		6682.85	0.005999	8.82	716.09	204.92	0.67
Reach-1	110523	50_year_Existing	5300.00	6676.00	6683.03		6684.05	0.006113	9.98	934.41	220.86	0.69
Reach-1	110523	100_year_Existin	7400.00	6676.00	6684.11		6685.35	0.006382	11.29	1180.95	237.73	0.72
Reach-1	110523	500_year_Existin	13000.00	6676.00	6686.19		6688.08	0.007471	14.37	1710.65	276.42	0.82
Reach-1	110156	2_year_Existing	79.00	6674.00	6674.98	6674.54	6675.04	0.003844	2.03	38.98	47.10	0.39
Reach-1	110156	5_year_Existing	300.00	6674.00	6675.97	6675.25	6676.14	0.004379	3.24	92.67	61.05	0.46
Reach-1	110156	10_year_Existing	780.00	6674.00	6677.13		6677.45	0.004934	4.55	173.24	77.78	0.53
Reach-1	110156	25_year_Existing	3700.00	6674.00	6680.27		6680.98	0.004235	7.43	757.06	245.42	0.56
Reach-1	110156	50_year_Existing	5300.00	6674.00	6681.09		6682.03	0.004861	8.75	972.15	274.41	0.62
Reach-1	110156	100_year_Existin	7400.00	6674.00	6682.06		6683.21	0.005216	9.97	1251.96	306.18	0.65
Reach-1	110156	500_year_Existin	13000.00	6674.00	6684.22		6685.69	0.005185	11.84	1975.69	353.51	0.68
Reach-1	109697	2_year_Existing	79.00	6672.00	6672.63	6672.41	6672.71	0.007005	2.16	36.63	63.22	0.50
Reach-1	109697	5_year_Existing	300.00	6672.00	6673.33		6673.53	0.007621	3.62	82.85	69.83	0.59
Reach-1	109697	10_year_Existing	780.00	6672.00	6674.22		6674.63	0.007819	5.19	165.37	131.47	0.65
Reach-1	109697	25_year_Existing	3700.00	6672.00	6676.27	6675.93	6677.77	0.012711	10.59	509.46	232.62	0.93
Reach-1	109697	50_year_Existing	5300.00	6672.00	6677.22	6677.22	6678.76	0.010746	11.21	742.43	256.71	0.88
Reach-1	109697	100_year_Existin	7400.00	6672.00	6678.13	6678.13	6679.89	0.010298	12.27	987.83	275.75	0.89
Reach-1	109697	500_year_Existin	13000.00	6672.00	6679.78	6679.78	6682.21	0.011225	15.09	1452.28	289.81	0.97
Reach-1	109122	2_year_Existing	79.00	6667.68	6668.46		6668.52	0.007523	2.03	38.93	77.81	0.51
Reach-1	109122	5_year_Existing	300.00	6667.68	6669.10		6669.27	0.007166	3.28	91.58	85.93	0.56
Reach-1	109122	10_year_Existing	780.00	6667.68	6669.99		6670.29	0.007183	4.46	188.26	211.04	0.60
Reach-1	109122	25_year_Existing	3700.00	6667.68	6672.44		6673.03	0.005216	6.85	798.61	272.50	0.60
Reach-1	109122	50_year_Existing	5300.00	6667.68	6673.43	6672.15	6674.13	0.004727	7.54	1080.07	292.90	0.59
Reach-1	109122	100_year_Existin	7400.00	6667.68	6674.60	6672.92	6675.37	0.004179	8.13	1435.36	316.74	0.57
Reach-1	109122	500_year_Existin	13000.00	6667.68	6677.11	6674.69	6678.05	0.003501	9.32	2288.08	357.82	0.55
Reach-1	108606	2_year_Existing	79.00	6664.00	6664.70	6664.45	6664.77	0.007002	2.17	36.39	62.24	0.50
Reach-1	108606	5_year_Existing	300.00	6664.00	6665.45	6665.03	6665.62	0.007002	3.28	91.53	84.31	0.55
Reach-1	108606	10_year_Existing	780.00	6664.00	6666.30	6665.76	6666.63	0.007006	4.64	173.38	109.14	0.60
Reach-1	108606	25_year_Existing	3700.00	6664.00	6668.90	6668.17	6669.89	0.007008	8.30	543.25	160.72	0.70
Reach-1	108606	50_year_Existing	5300.00	6664.00	6669.87	6669.03	6671.13	0.007001	9.48	701.16	165.94	0.72
Reach-1	108606	100_year_Existin	7400.00	6664.00	6670.96	6670.00	6672.54	0.007002	10.72	897.31	198.74	0.74
Reach-1	108606	500_year_Existin	13000.00	6664.00	6673.21	6672.34	6675.44	0.007007	13.10	1412.23	250.94	0.78

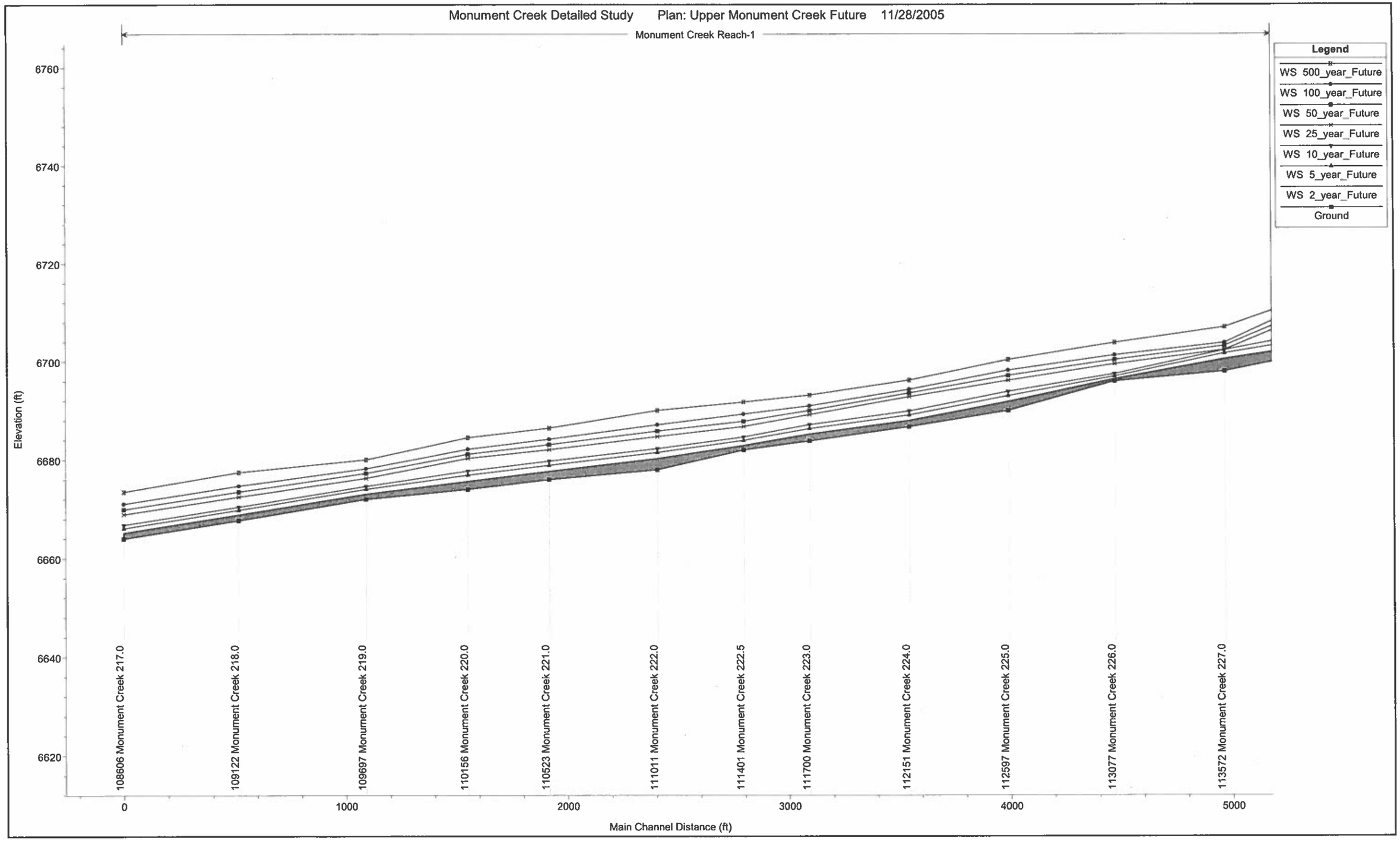
Monument Creek Detailed Study Plan: Upper Monument Creek Future 11/28/2005
Monument Creek Reach-1
Legend
WS 500_year_Future
WS 100_year_Future
WS 50_year_Future
WS 25_year_Future
WS 10_year_Future
WS 5_year_Future
WS 2_year_Future
Ground
Elevation (ft)
6760
6740
6720
6700
6680
6660
6640
6620
108606 Monument Creek 217.0
109122 Monument Creek 218.0
109697 Monument Creek 219.0
110156 Monument Creek 220.0
110523 Monument Creek 221.0
111011 Monument Creek 222.0
111401 Monument Creek 222.5
111700 Monument Creek 223.0
112151 Monument Creek 224.0
112597 Monument Creek 225.0
113077 Monument Creek 226.0
113572 Monument Creek 227.0
0
1000
2000
3000
4000
5000
Main Channel Distance (ft)

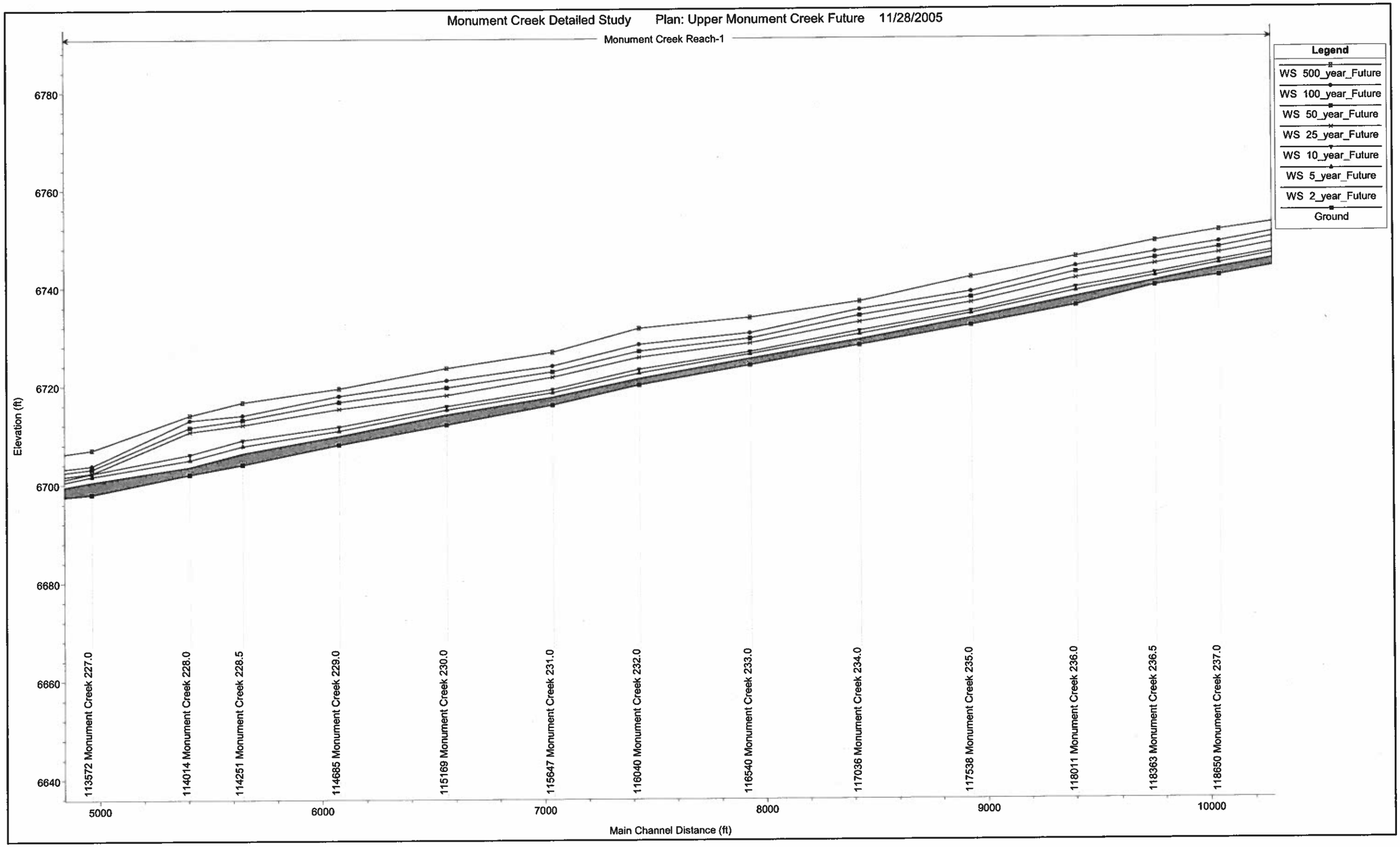
Monument Creek Detailed Study Plan: Upper Monument Creek Future 11/28/2005
Monument Creek Reach-1
Legend
WS 500_year_Future
WS 100_year_Future
WS 50_year_Future
WS 25_year_Future
WS 10_year_Future
WS 5_year_Future
WS 2_year_Future
Ground
Elevation (ft)
6780
6760
6740
6720
6700
6680
6660
6640
113572 Monument Creek 227.0
114014 Monument Creek 228.0
114251 Monument Creek 228.5
114685 Monument Creek 229.0
115169 Monument Creek 230.0
115647 Monument Creek 231.0
116040 Monument Creek 232.0
116540 Monument Creek 233.0
117036 Monument Creek 234.0
117538 Monument Creek 235.0
118011 Monument Creek 236.0
118363 Monument Creek 236.5
118650 Monument Creek 237.0
5000
6000
7000
8000
9000
10000
Main Channel Distance (ft)

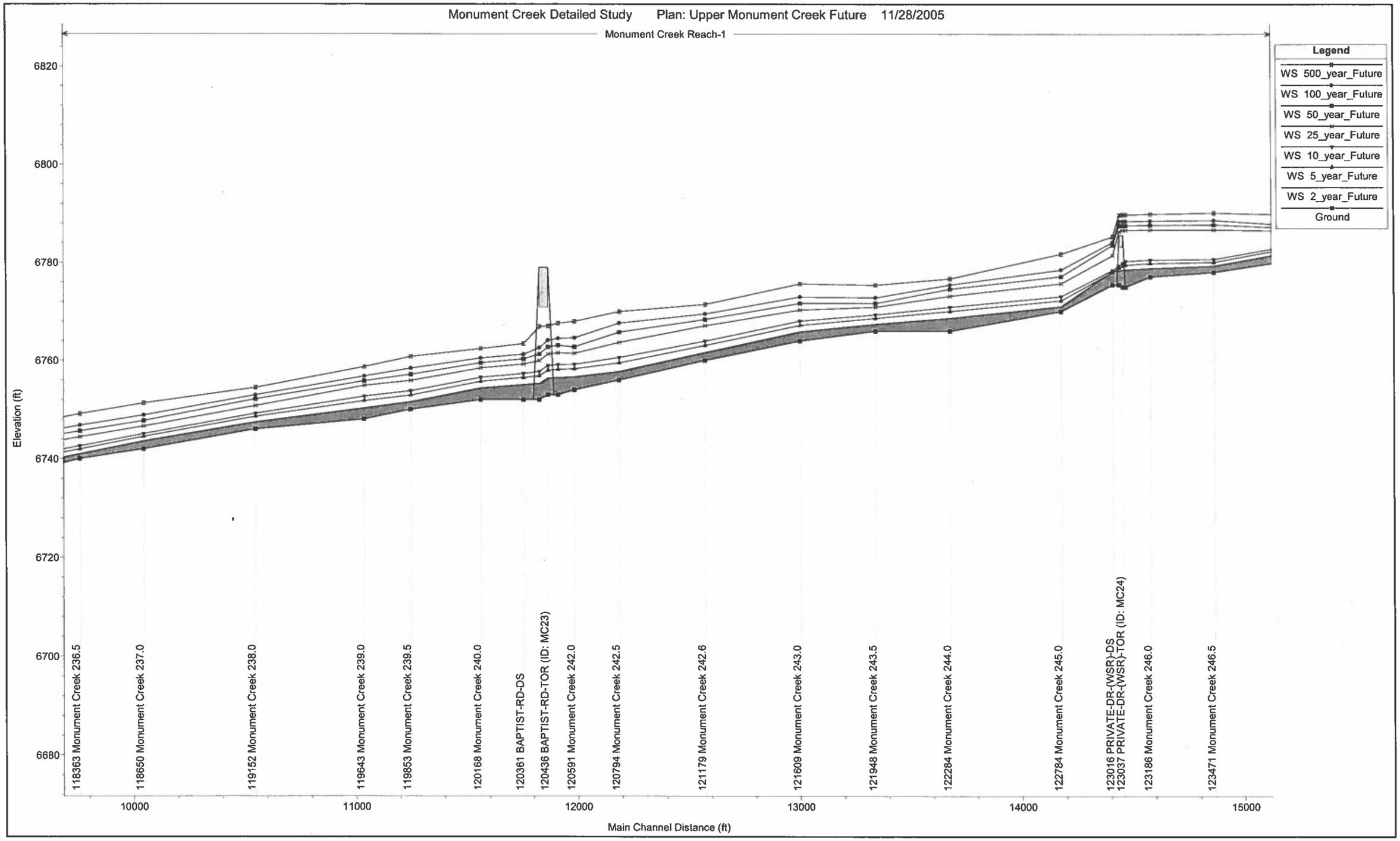
Monument Creek Detailed Study Plan: Upper Monument Creek Future 11/28/2005
Monument Creek Reach-1
Legend
WS 500_year_Future
WS 100_year_Future
WS 50_year_Future
WS 25_year_Future
WS 10_year_Future
WS 5_year_Future
WS 2_year_Future
Ground
Elevation (ft)
6820
6800
6780
6760
6740
6720
6700
6680
118363 Monument Creek 236.5
118650 Monument Creek 237.0
119152 Monument Creek 238.0
119643 Monument Creek 239.0
119853 Monument Creek 239.5
120168 Monument Creek 240.0
120361 BAPTIST-RD-DS
120436 BAPTIST-RD-TOR (ID: MC23)
120591 Monument Creek 242.0
120794 Monument Creek 242.5
121179 Monument Creek 242.6
121609 Monument Creek 243.0
121948 Monument Creek 243.5
122284 Monument Creek 244.0
122784 Monument Creek 245.0
123016 PRIVATE-DR-(WSR)-DS
123037 PRIVATE-DR-(WSR)-TOR (ID: MC24)
123186 Monument Creek 246.0
123471 Monument Creek 246.5
10000
11000
12000
13000
14000
15000
Main Channel Distance (ft)

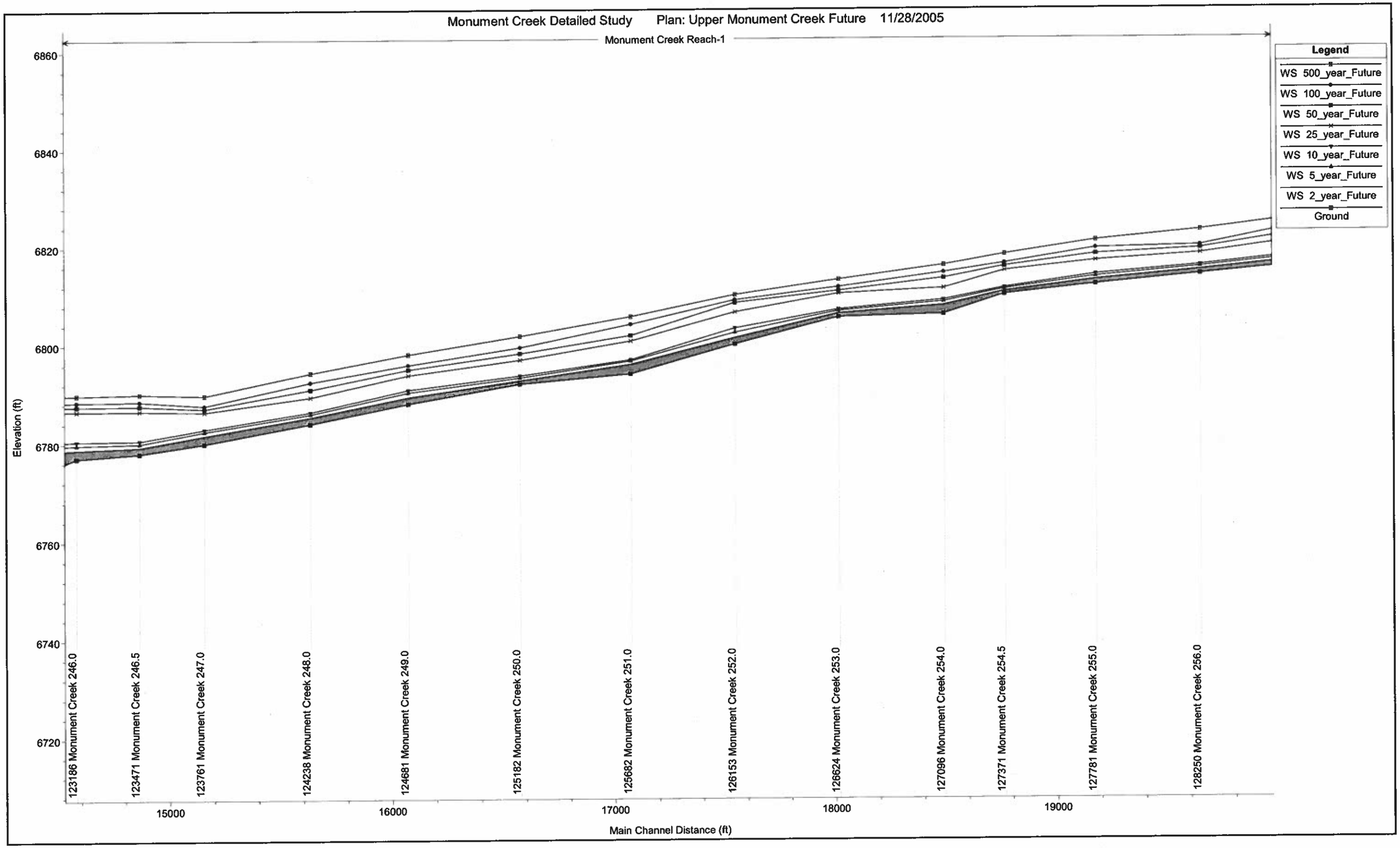
Monument Creek Detailed Study Plan: Upper Monument Creek Future 11/28/2005
Monument Creek Reach-1
Legend
WS 500_year_Future
WS 100_year_Future
WS 50_year_Future
WS 25_year_Future
WS 10_year_Future
WS 5_year_Future
WS 2_year_Future
Ground
Elevation (ft)
6860
6840
6820
6800
6780
6760
6740
6720
123186 Monument Creek 246.0
123471 Monument Creek 246.5
123761 Monument Creek 247.0
124238 Monument Creek 248.0
124681 Monument Creek 249.0
125182 Monument Creek 250.0
125682 Monument Creek 251.0
126153 Monument Creek 252.0
126624 Monument Creek 253.0
127096 Monument Creek 254.0
127371 Monument Creek 254.5
127781 Monument Creek 255.0
128250 Monument Creek 256.0
15000
16000
17000
18000
19000
Main Channel Distance (ft)

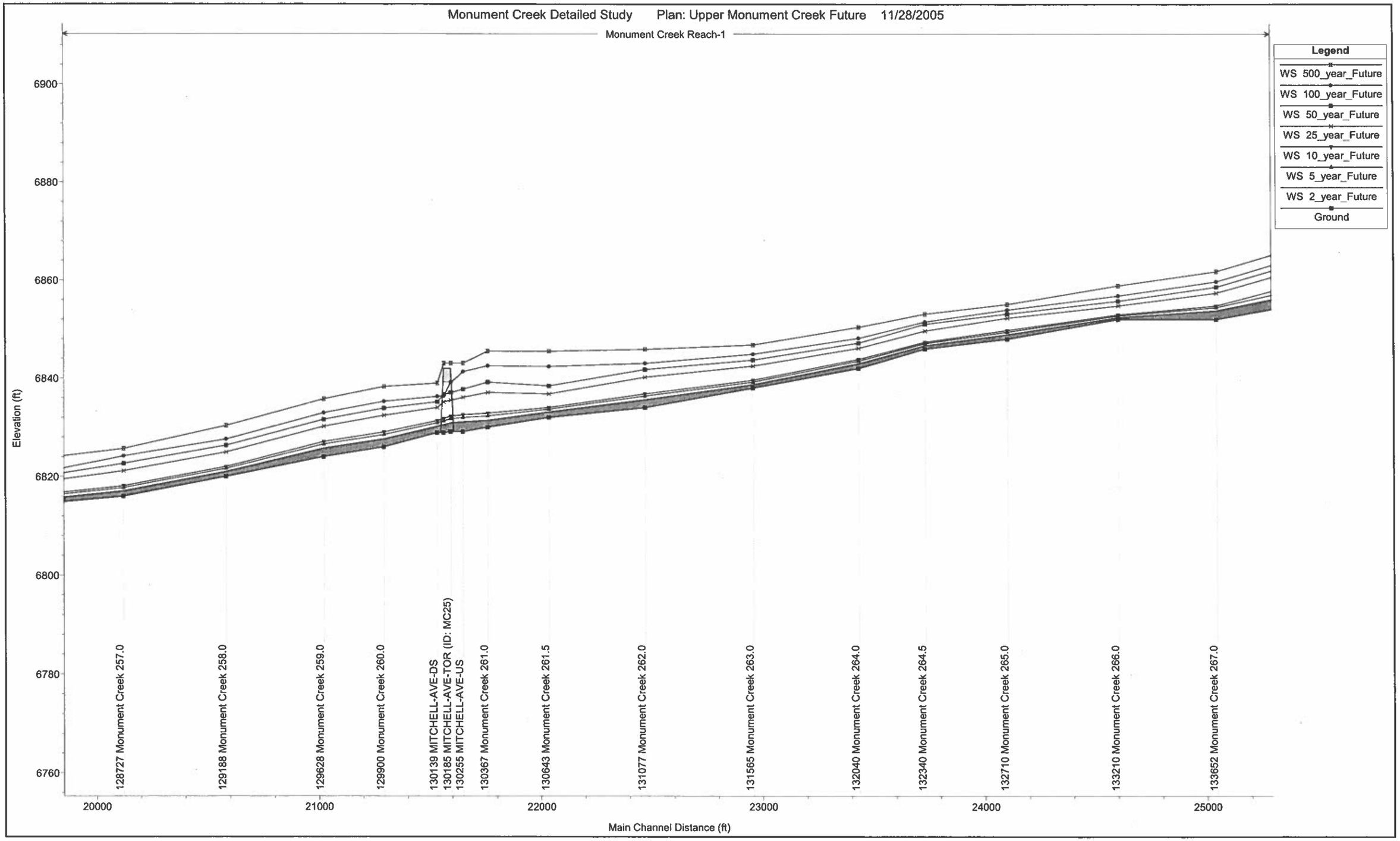
Monument Creek Detailed Study Plan: Upper Monument Creek Future 11/28/2005
Monument Creek Reach-1
Legend
WS 500_year_Future
WS 100_year_Future
WS 50_year_Future
WS 25_year_Future
WS 10_year_Future
WS 5_year_Future
WS 2_year_Future
Ground
Elevation (ft)
6900
6880
6860
6840
6820
6800
6780
6760
128727 Monument Creek 257.0
129188 Monument Creek 258.0
129628 Monument Creek 259.0
129900 Monument Creek 260.0
130139 MITCHELL-AVE-DS
130185 MITCHELL-AVE-TOR (ID: MC25)
130255 MITCHELL-AVE-US
130367 Monument Creek 261.0
130643 Monument Creek 261.5
131077 Monument Creek 262.0
131565 Monument Creek 263.0
132040 Monument Creek 264.0
132340 Monument Creek 264.5
132710 Monument Creek 265.0
133210 Monument Creek 266.0
133652 Monument Creek 267.0
20000
21000
22000
23000
24000
25000
Main Channel Distance (ft)

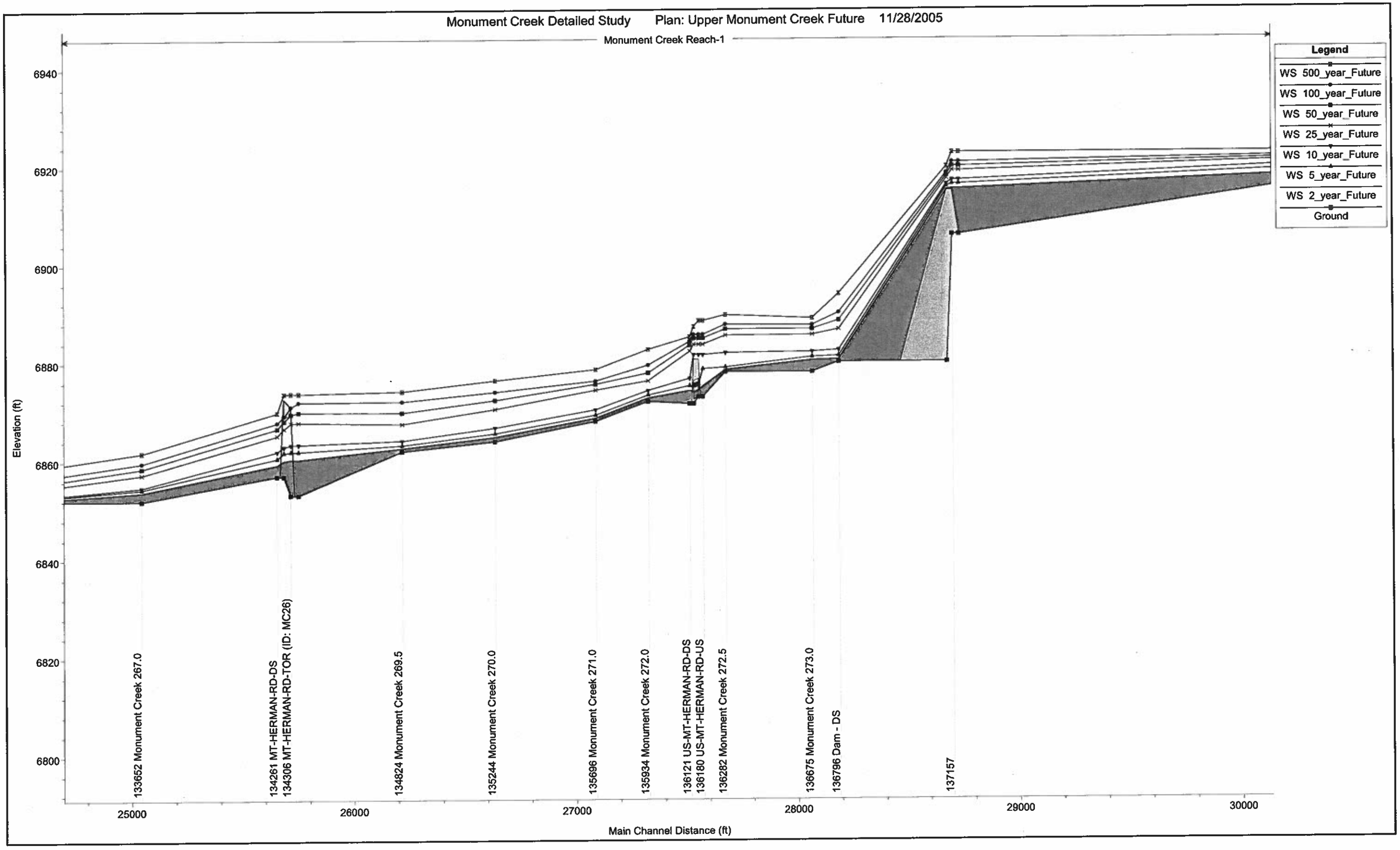
Monument Creek Detailed Study Plan: Upper Monument Creek Future 11/28/2005
Monument Creek Reach-1
Legend
WS 500_year_Future
WS 100_year_Future
WS 50_year_Future
WS 25_year_Future
WS 10_year_Future
WS 5_year_Future
WS 2_year_Future
Ground
Elevation (ft)
6940
6920
6900
6880
6860
6840
6820
6800
133652 Monument Creek 267.0
134261 MT-HERMAN-RD-DS
134306 MT-HERMAN-RD-TOR (ID: MC26)
134824 Monument Creek 269.5
135244 Monument Creek 270.0
135696 Monument Creek 271.0
135934 Monument Creek 272.0
136121 US-MT-HERMAN-RD-DS
136180 US-MT-HERMAN-RD-US
136282 Monument Creek 272.5
136675 Monument Creek 273.0
136796 Dam - DS
137157
25000
26000
27000
28000
29000
30000
Main Channel Distance (ft)

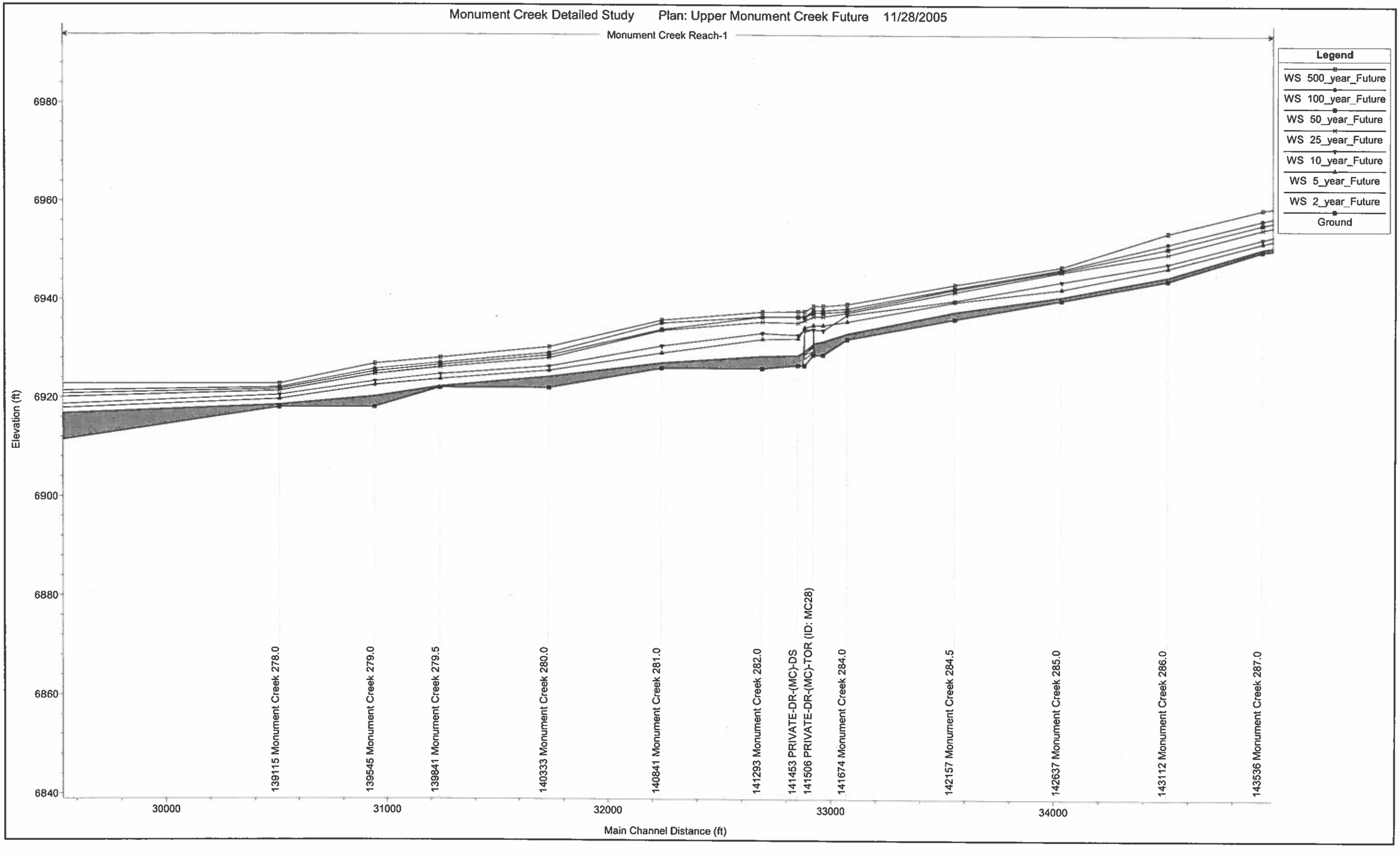
Monument Creek Detailed Study Plan: Upper Monument Creek Future 11/28/2005
Monument Creek Reach-1
Legend
WS 500_year_Future
WS 100_year_Future
WS 50_year_Future
WS 25_year_Future
WS 10_year_Future
WS 5_year_Future
WS 2_year_Future
Ground
Elevation (ft)
6980
6960
6940
6920
6900
6880
6860
6840
139115 Monument Creek 278.0
139545 Monument Creek 279.0
139841 Monument Creek 279.5
140333 Monument Creek 280.0
140841 Monument Creek 281.0
141293 Monument Creek 282.0
141453 PRIVATE-DR-(MC)-DS
141506 PRIVATE-DR-(MC)-TOR (ID: MC28)
141674 Monument Creek 284.0
142157 Monument Creek 284.5
142637 Monument Creek 285.0
143112 Monument Creek 286.0
143536 Monument Creek 287.0
30000
31000
32000
33000
34000
Main Channel Distance (ft)

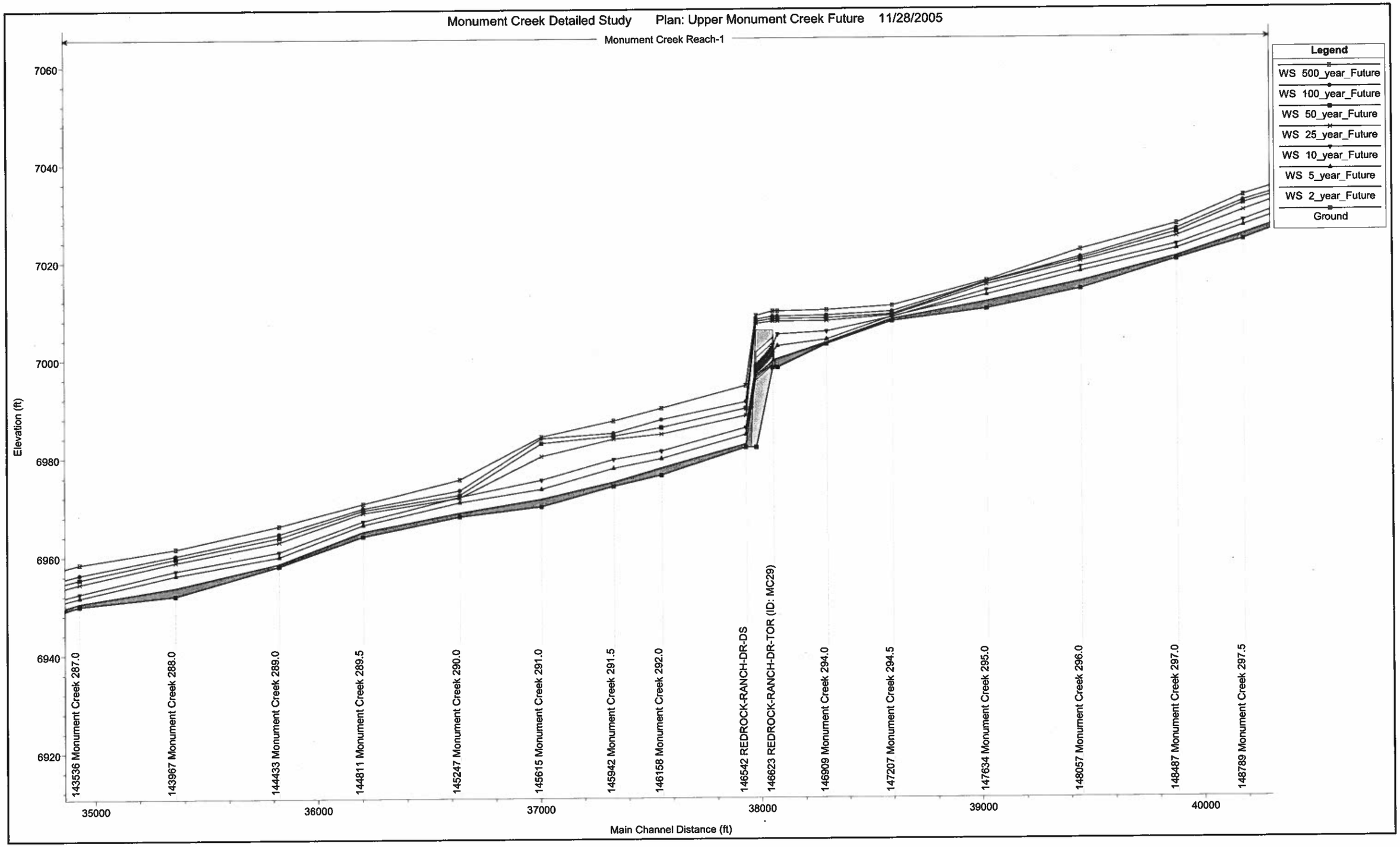
Monument Creek Detailed Study Plan: Upper Monument Creek Future 11/28/2005
Monument Creek Reach-1
Legend
WS 500_year_Future
WS 100_year_Future
WS 50_year_Future
WS 25_year_Future
WS 10_year_Future
WS 5_year_Future
WS 2_year_Future
Ground
Elevation (ft)
7060
7040
7020
7000
6980
6960
6940
6920
143536 Monument Creek 287.0
143967 Monument Creek 288.0
144433 Monument Creek 289.0
144811 Monument Creek 289.5
145247 Monument Creek 290.0
145615 Monument Creek 291.0
145942 Monument Creek 291.5
146158 Monument Creek 292.0
146542 REDROCK-RANCH-DR-DS
146623 REDROCK-RANCH-DR-TOR (ID: MC29)
146909 Monument Creek 294.0
147207 Monument Creek 294.5
147634 Monument Creek 295.0
148057 Monument Creek 296.0
148487 Monument Creek 297.0
148789 Monument Creek 297.5
35000
36000
37000
38000
39000
40000
Main Channel Distance (ft)

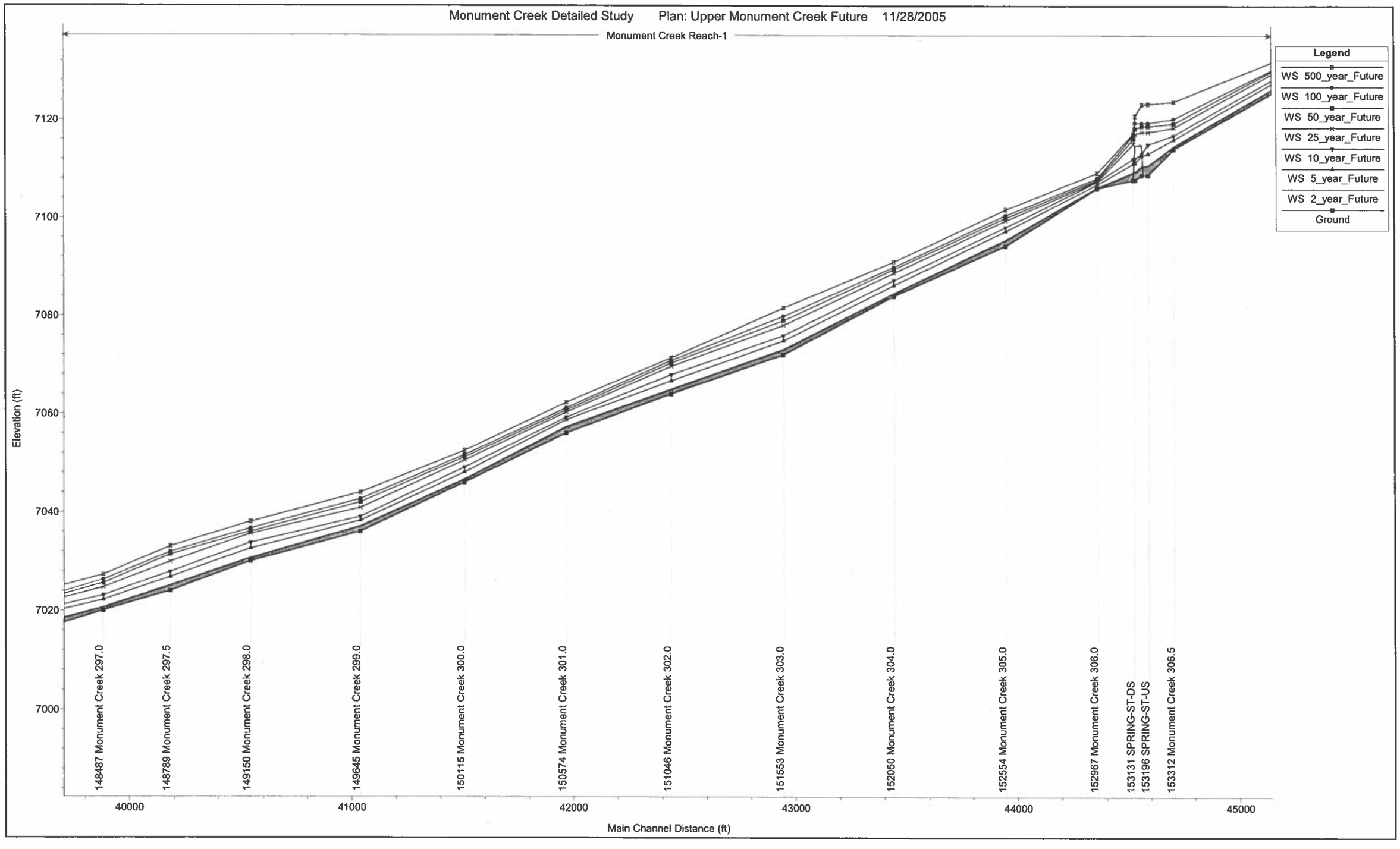
Monument Creek Detailed Study Plan: Upper Monument Creek Future 11/28/2005
Monument Creek Reach-1
Legend
WS 500_year_Future
WS 100_year_Future
WS 50_year_Future
WS 25_year_Future
WS 10_year_Future
WS 5_year_Future
WS 2_year_Future
Ground
Elevation (ft)
7120
7100
7080
7060
7040
7020
7000
148487 Monument Creek 297.0
148789 Monument Creek 297.5
149150 Monument Creek 298.0
149645 Monument Creek 299.0
150115 Monument Creek 300.0
150574 Monument Creek 301.0
151046 Monument Creek 302.0
151553 Monument Creek 303.0
152050 Monument Creek 304.0
152554 Monument Creek 305.0
152967 Monument Creek 306.0
153131 SPRING-ST-DS
153196 SPRING-ST-US
153312 Monument Creek 306.5
40000
41000
42000
43000
44000
45000
Main Channel Distance (ft)

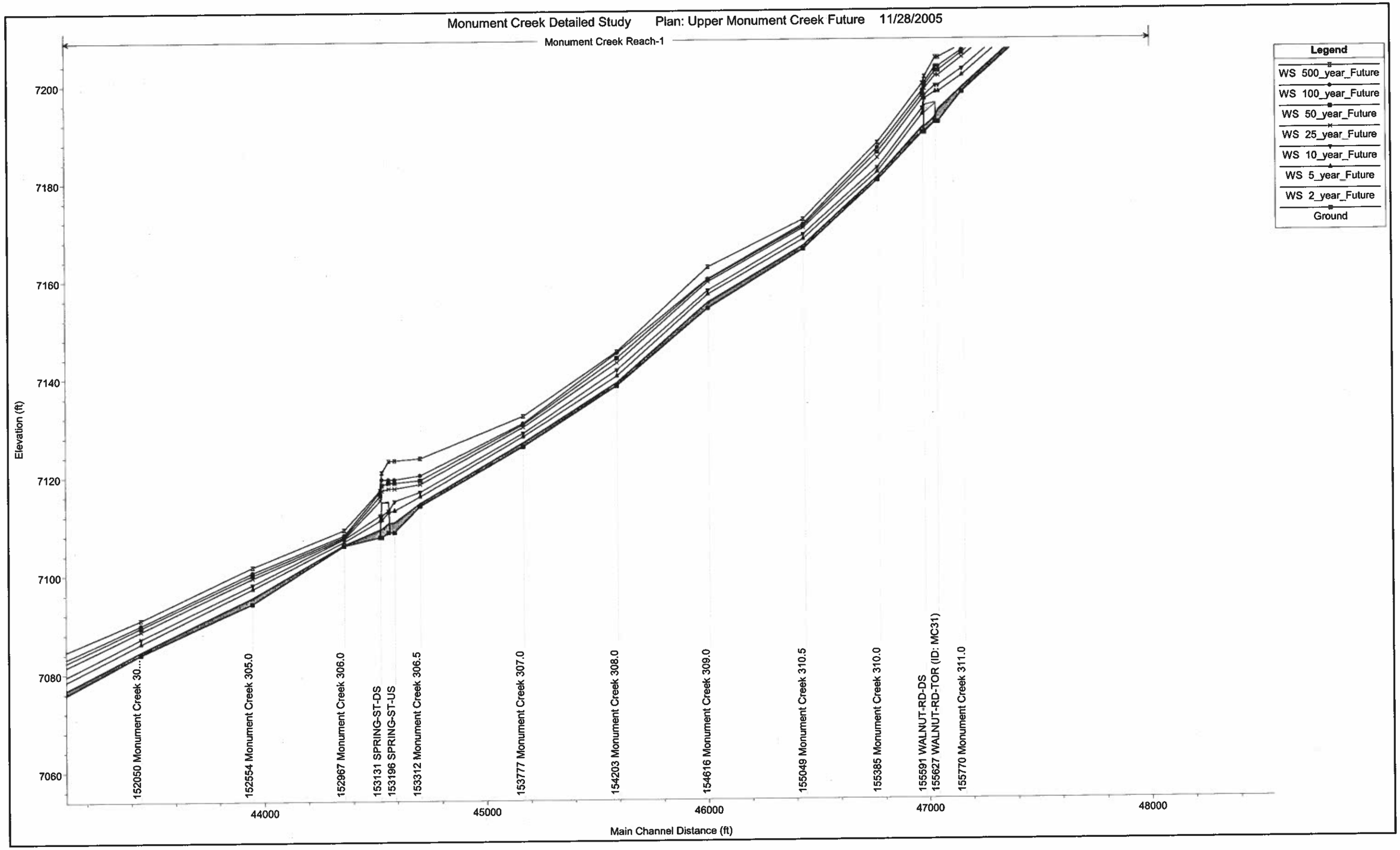
Monument Creek Detailed Study Plan: Upper Monument Creek Future 11/28/2005
Monument Creek Reach-1
Legend
WS 500_year_Future
WS 100_year_Future
WS 50_year_Future
WS 25_year_Future
WS 10_year_Future
WS 5_year_Future
WS 2_year_Future
Ground
Elevation (ft)
7200
7180
7160
7140
7120
7100
7080
7060
152050 Monument Creek 30....
152554 Monument Creek 305.0
152967 Monument Creek 306.0
153131 SPRING-ST-DS
153196 SPRING-ST-US
153312 Monument Creek 306.5
153777 Monument Creek 307.0
154203 Monument Creek 308.0
154616 Monument Creek 309.0
155049 Monument Creek 310.5
155385 Monument Creek 310.0
155591 WALNUT-RD-DS
155627 WALNUT-RD-TOR (ID: MC31)
155770 Monument Creek 311.0
44000
45000
46000
47000
48000
Main Channel Distance (ft)

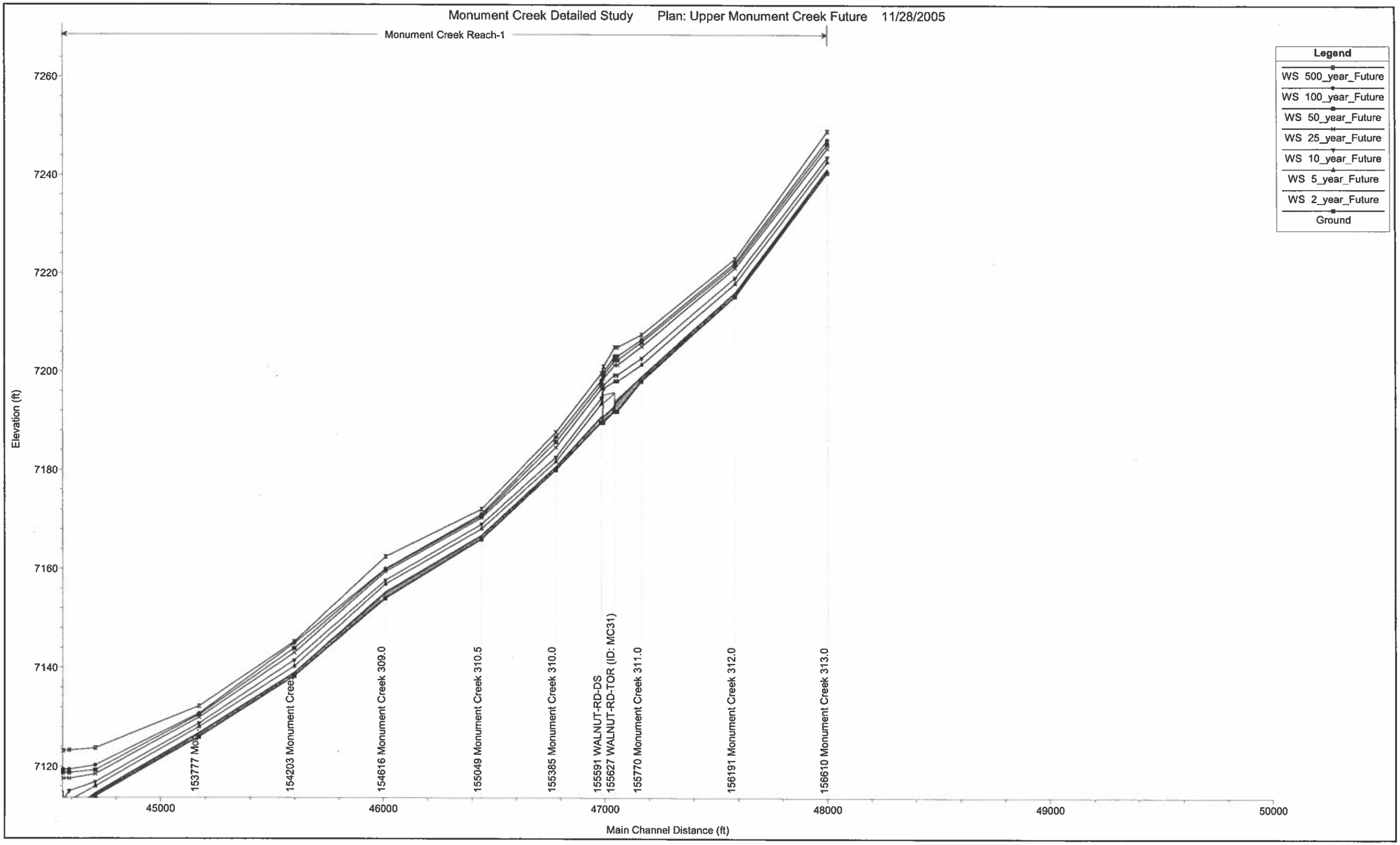
Monument Creek Detailed Study Plan: Upper Monument Creek Future 11/28/2005
Monument Creek Reach-1
Legend
WS 500_year_Future
WS 100_year_Future
WS 50_year_Future
WS 25_year_Future
WS 10_year_Future
WS 5_year_Future
WS 2_year_Future
Ground
Elevation (ft)
7260
7240
7220
7200
7180
7160
7140
7120
153777 Mon
154203 Monument Cree
154616 Monument Creek 309.0
155049 Monument Creek 310.5
155385 Monument Creek 310.0
155591 WALNUT-RD-DS
155627 WALNUT-RD-TOR (ID: MC31)
155770 Monument Creek 311.0
156191 Monument Creek 312.0
156610 Monument Creek 313.0
45000
46000
47000
48000
49000
50000
Main Channel Distance (ft)

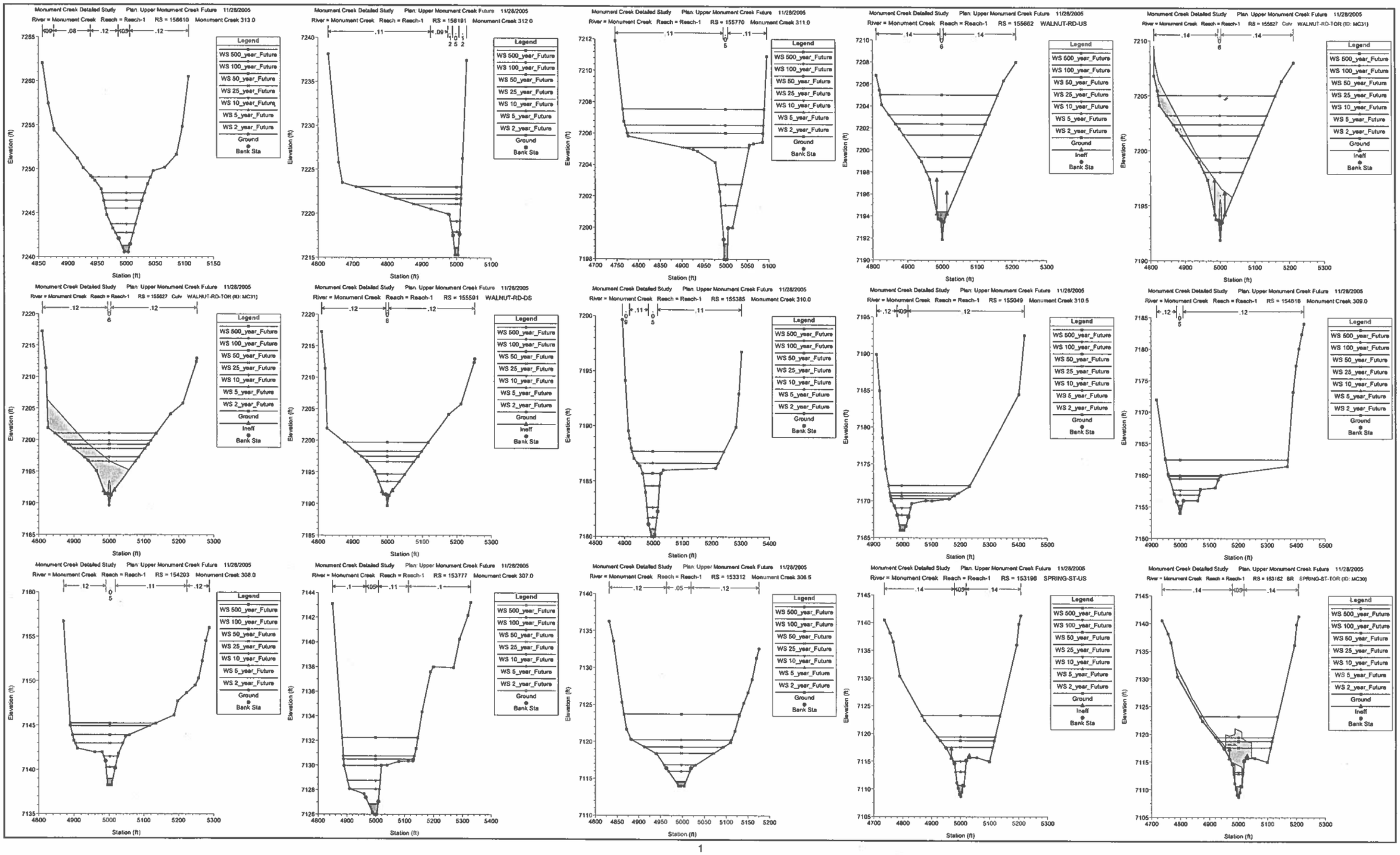
Monument Creek Detailed Study Plan: Upper Monument Creek Future 11/28/2005
River = Monument Creek Reach = Reach-1 RS = 156610 Monument Creek 313.0
River = Monument Creek Reach = Reach-1 RS = 156191 Monument Creek 312.0
River = Monument Creek Reach = Reach-1 RS = 155770 Monument Creek 311.0
River = Monument Creek Reach = Reach-1 RS = 155662 WALNUT-RD-US
River = Monument Creek Reach = Reach-1 RS = 155627 Culv WALNUT-RD-TOR (ID: MC31)
River = Monument Creek Reach = Reach-1 RS = 155627 Culv WALNUT-RD-TOR (ID: MC31)
River = Monument Creek Reach = Reach-1 RS = 155591 WALNUT-RD-DS
River = Monument Creek Reach = Reach-1 RS = 155385 Monument Creek 310.0
River = Monument Creek Reach = Reach-1 RS = 155049 Monument Creek 310.5
River = Monument Creek Reach = Reach-1 RS = 154618 Monument Creek 309.0
River = Monument Creek Reach = Reach-1 RS = 154203 Monument Creek 308.0
River = Monument Creek Reach = Reach-1 RS = 153777 Monument Creek 307.0
River = Monument Creek Reach = Reach-1 RS = 153312 Monument Creek 306.5
River = Monument Creek Reach = Reach-1 RS = 153196 SPRING-ST-US
River = Monument Creek Reach = Reach-1 RS = 153162 BR SPRING-ST-TOR (ID: MC30)
Legend
WS 500_year_Future
WS 100_year_Future
WS 50_year_Future
WS 25_year_Future
WS 10_year_Future
WS 5_year_Future
WS 2_year_Future
Ground
Ineff
Bank Sta
Elevation (ft)
Station (ft)

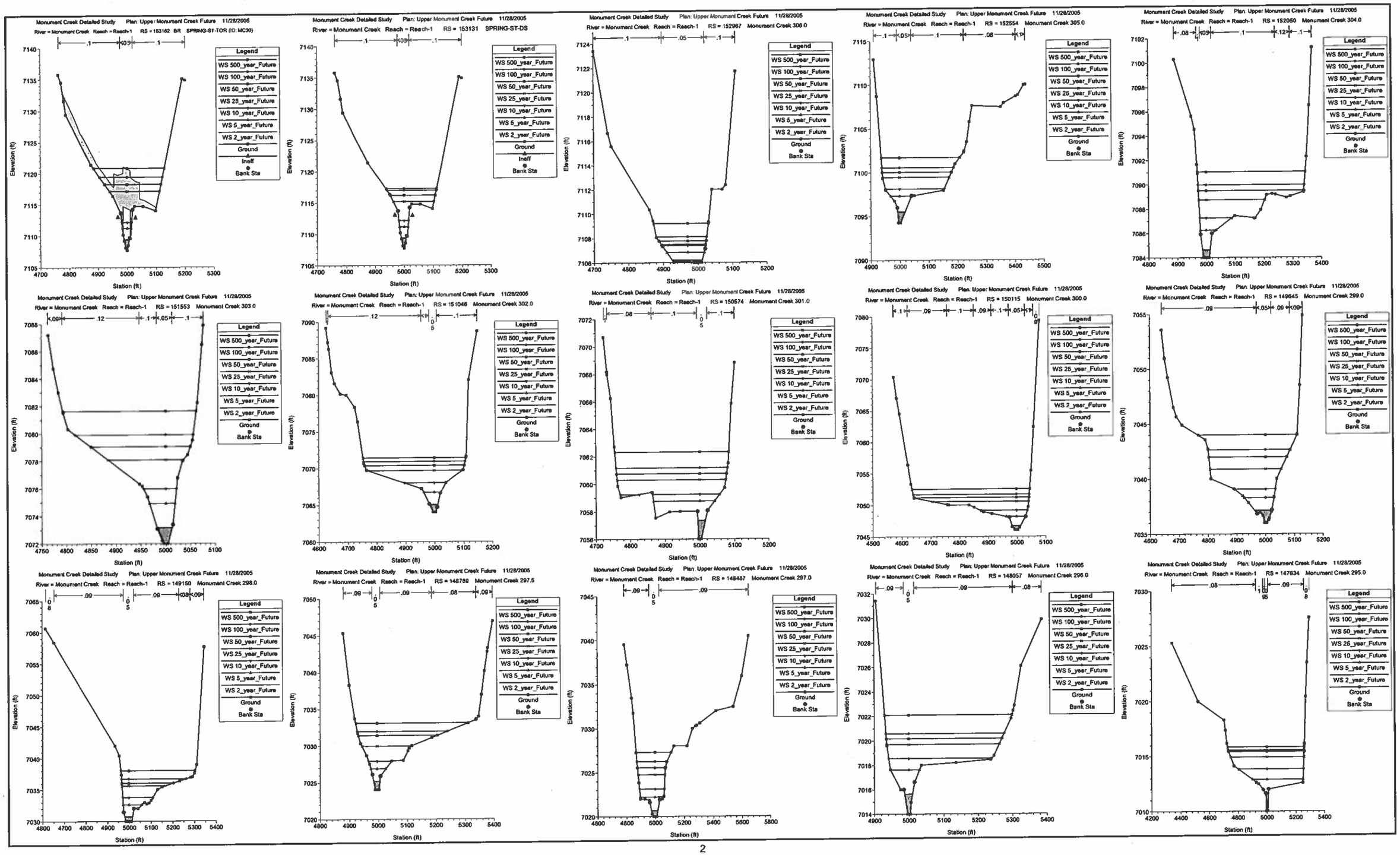
Monument Creek Detailed Study Plan: Upper Monument Creek Future 11/28/2005
River = Monument Creek Reach = Reach-1 RS = 153162 BR SPRING-ST-TOR (ID: MC30)
River = Monument Creek Reach = Reach-1 RS = 153131 SPRING-ST-DS
River = Monument Creek Reach = Reach-1 RS = 152967 Monument Creek 306.0
River = Monument Creek Reach = Reach-1 RS = 152554 Monument Creek 305.0
River = Monument Creek Reach = Reach-1 RS = 152050 Monument Creek 304.0
River = Monument Creek Reach = Reach-1 RS = 151553 Monument Creek 303.0
River = Monument Creek Reach = Reach-1 RS = 151046 Monument Creek 302.0
River = Monument Creek Reach = Reach-1 RS = 150574 Monument Creek 301.0
River = Monument Creek Reach = Reach-1 RS = 150115 Monument Creek 300.0
River = Monument Creek Reach = Reach-1 RS = 149645 Monument Creek 299.0
River = Monument Creek Reach = Reach-1 RS = 149150 Monument Creek 298.0
River = Monument Creek Reach = Reach-1 RS = 148789 Monument Creek 297.5
River = Monument Creek Reach = Reach-1 RS = 148487 Monument Creek 297.0
River = Monument Creek Reach = Reach-1 RS = 148057 Monument Creek 296.0
River = Monument Creek Reach = Reach-1 RS = 147634 Monument Creek 295.0
Elevation (ft)
Station (ft)
Legend
WS 500_year_Future
WS 100_year_Future
WS 50_year_Future
WS 25_year_Future
WS 10_year_Future
WS 5_year_Future
WS 2_year_Future
Ground
Ineff
Bank Sta

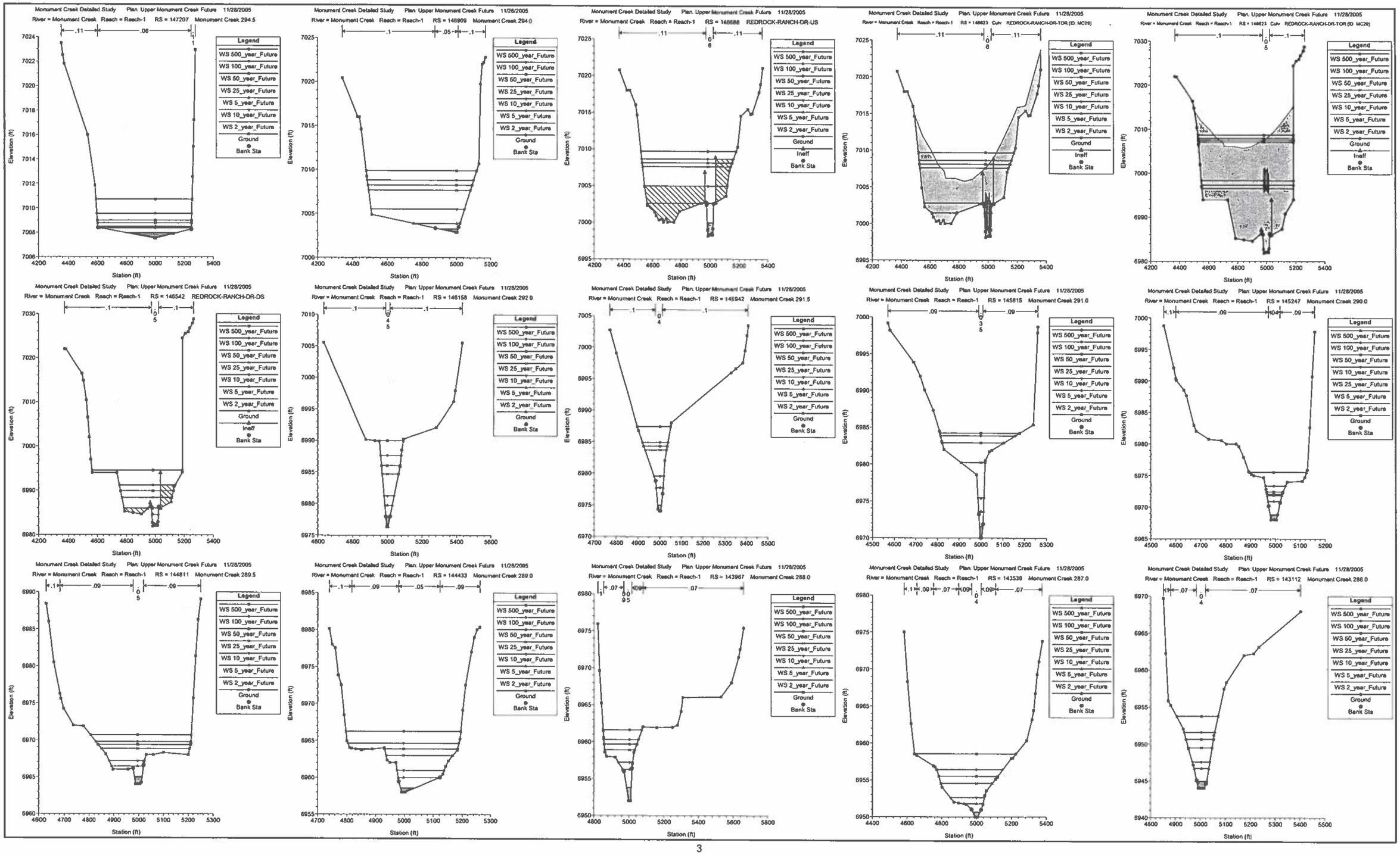
Monument Creek Detailed Study Plan: Upper Monument Creek Future 11/28/2005
River = Monument Creek Reach = Reach-1 RS = 147207 Monument Creek 294.5
River = Monument Creek Reach = Reach-1 RS = 146909 Monument Creek 294.0
River = Monument Creek Reach = Reach-1 RS = 146688 REDROCK-RANCH-DR-US
River = Monument Creek Reach = Reach-1 RS = 146823 Culv REDROCK-RANCH-DR-TOR (ID: MC29)
River = Monument Creek Reach = Reach-1 RS = 146823 Culv REDROCK-RANCH-DR-TOR (ID: MC29)
River = Monument Creek Reach = Reach-1 RS = 146542 REDROCK-RANCH-DR-DS
River = Monument Creek Reach = Reach-1 RS = 146158 Monument Creek 292.0
River = Monument Creek Reach = Reach-1 RS = 145942 Monument Creek 291.5
River = Monument Creek Reach = Reach-1 RS = 145615 Monument Creek 291.0
River = Monument Creek Reach = Reach-1 RS = 145247 Monument Creek 290.0
River = Monument Creek Reach = Reach-1 RS = 144811 Monument Creek 289.5
River = Monument Creek Reach = Reach-1 RS = 144433 Monument Creek 289.0
River = Monument Creek Reach = Reach-1 RS = 143967 Monument Creek 288.0
River = Monument Creek Reach = Reach-1 RS = 143538 Monument Creek 287.0
River = Monument Creek Reach = Reach-1 RS = 143112 Monument Creek 286.0
Legend
WS 500_year_Future
WS 100_year_Future
WS 50_year_Future
WS 25_year_Future
WS 10_year_Future
WS 5_year_Future
WS 2_year_Future
Ground
Ineff
Bank Sta
Elevation (ft)
Station (ft)

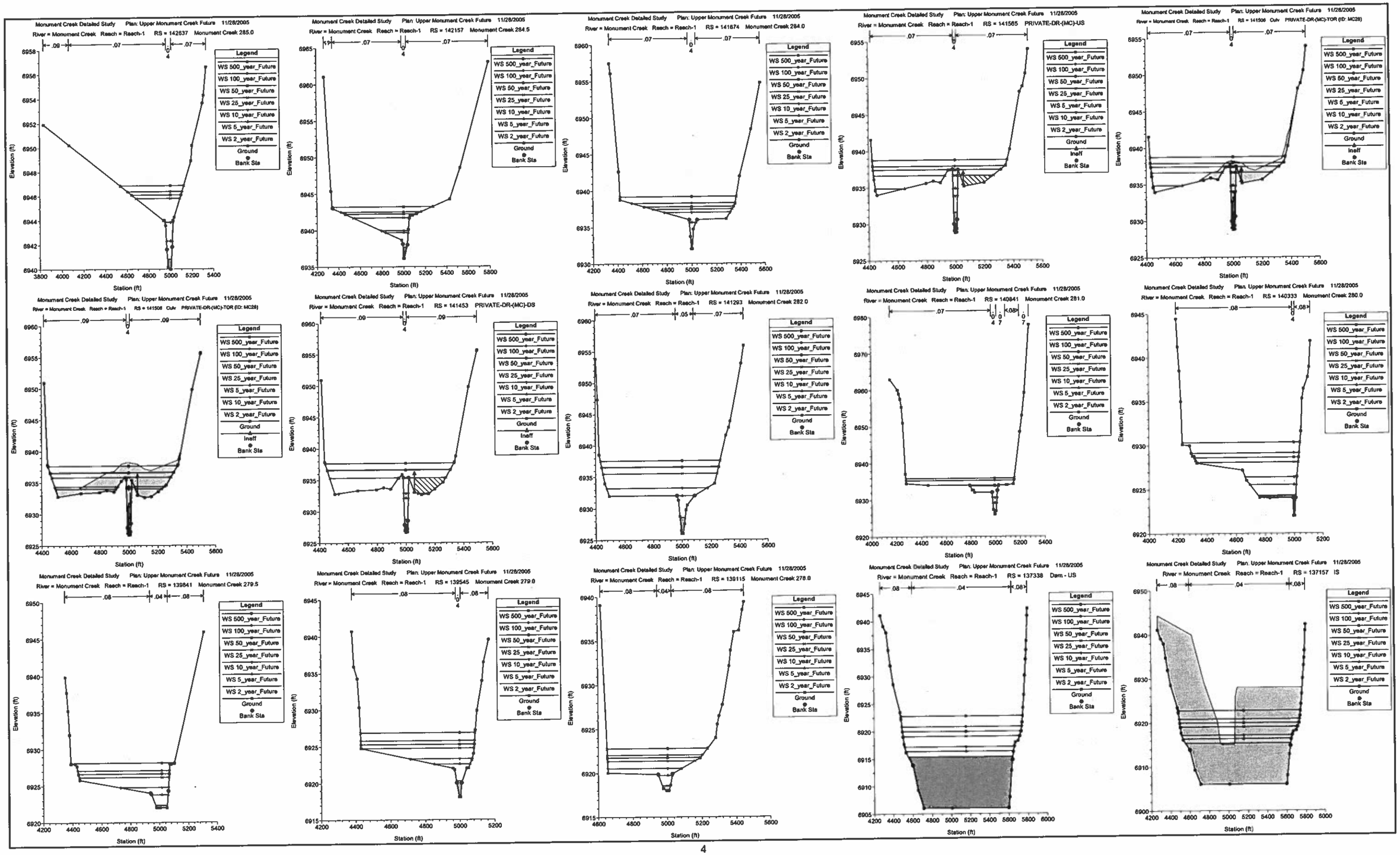
Monument Creek Detailed Study Plan: Upper Monument Creek Future 11/28/2005
River = Monument Creek Reach = Reach-1 RS = 142637 Monument Creek 285.0
River = Monument Creek Reach = Reach-1 RS = 142157 Monument Creek 284.5
River = Monument Creek Reach = Reach-1 RS = 141874 Monument Creek 284.0
River = Monument Creek Reach = Reach-1 RS = 141565 PRIVATE-DR-(MC)-US
River = Monument Creek Reach = Reach-1 RS = 141508 Culv PRIVATE-DR-(MC)-TOR (ID: MC28)
River = Monument Creek Reach = Reach-1 RS = 141453 PRIVATE-DR-(MC)-DS
River = Monument Creek Reach = Reach-1 RS = 141293 Monument Creek 282.0
River = Monument Creek Reach = Reach-1 RS = 140841 Monument Creek 281.0
River = Monument Creek Reach = Reach-1 RS = 140333 Monument Creek 280.0
River = Monument Creek Reach = Reach-1 RS = 139841 Monument Creek 279.5
River = Monument Creek Reach = Reach-1 RS = 139545 Monument Creek 279.0
River = Monument Creek Reach = Reach-1 RS = 139115 Monument Creek 278.0
River = Monument Creek Reach = Reach-1 RS = 137338 Dam - US
River = Monument Creek Reach = Reach-1 RS = 137157 IS
Legend
WS 500_year_Future
WS 100_year_Future
WS 50_year_Future
WS 25_year_Future
WS 10_year_Future
WS 5_year_Future
WS 2_year_Future
Ground
Ineff
Bank Sta
Elevation (ft)
Station (ft)

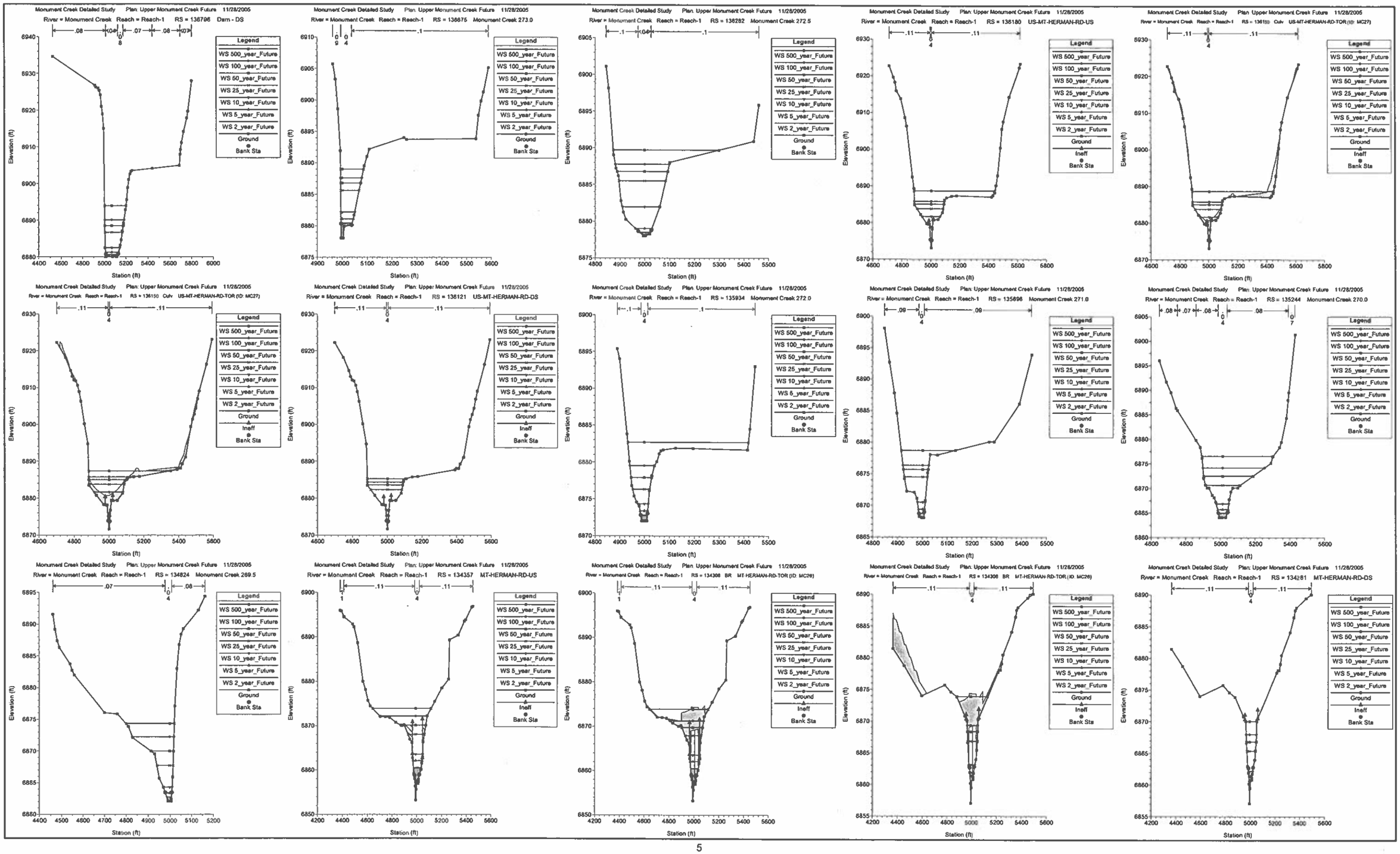
Monument Creek Detailed Study Plan: Upper Monument Creek Future 11/28/2005
River = Monument Creek Reach = Reach-1 RS = 136796 Dam - DS
River = Monument Creek Reach = Reach-1 RS = 136675 Monument Creek 273.0
River = Monument Creek Reach = Reach-1 RS = 136282 Monument Creek 272.5
River = Monument Creek Reach = Reach-1 RS = 136180 US-MT-HERMAN-RD-US
River = Monument Creek Reach = Reach-1 RS = 136150 Culv US-MT-HERMAN-RD-TOR (ID: MC27)
River = Monument Creek Reach = Reach-1 RS = 136121 US-MT-HERMAN-RD-DS
River = Monument Creek Reach = Reach-1 RS = 135934 Monument Creek 272.0
River = Monument Creek Reach = Reach-1 RS = 135896 Monument Creek 271.0
River = Monument Creek Reach = Reach-1 RS = 135244 Monument Creek 270.0
River = Monument Creek Reach = Reach-1 RS = 134824 Monument Creek 269.5
River = Monument Creek Reach = Reach-1 RS = 134357 MT-HERMAN-RD-US
River = Monument Creek Reach = Reach-1 RS = 134308 BR MT-HERMAN-RD-TOR (ID: MC26)
River = Monument Creek Reach = Reach-1 RS = 134281 MT-HERMAN-RD-DS
Legend
WS 500_year_Future
WS 100_year_Future
WS 50_year_Future
WS 25_year_Future
WS 10_year_Future
WS 5_year_Future
WS 2_year_Future
Ground
Ineff
Bank Sta
Elevation (ft)
Station (ft)

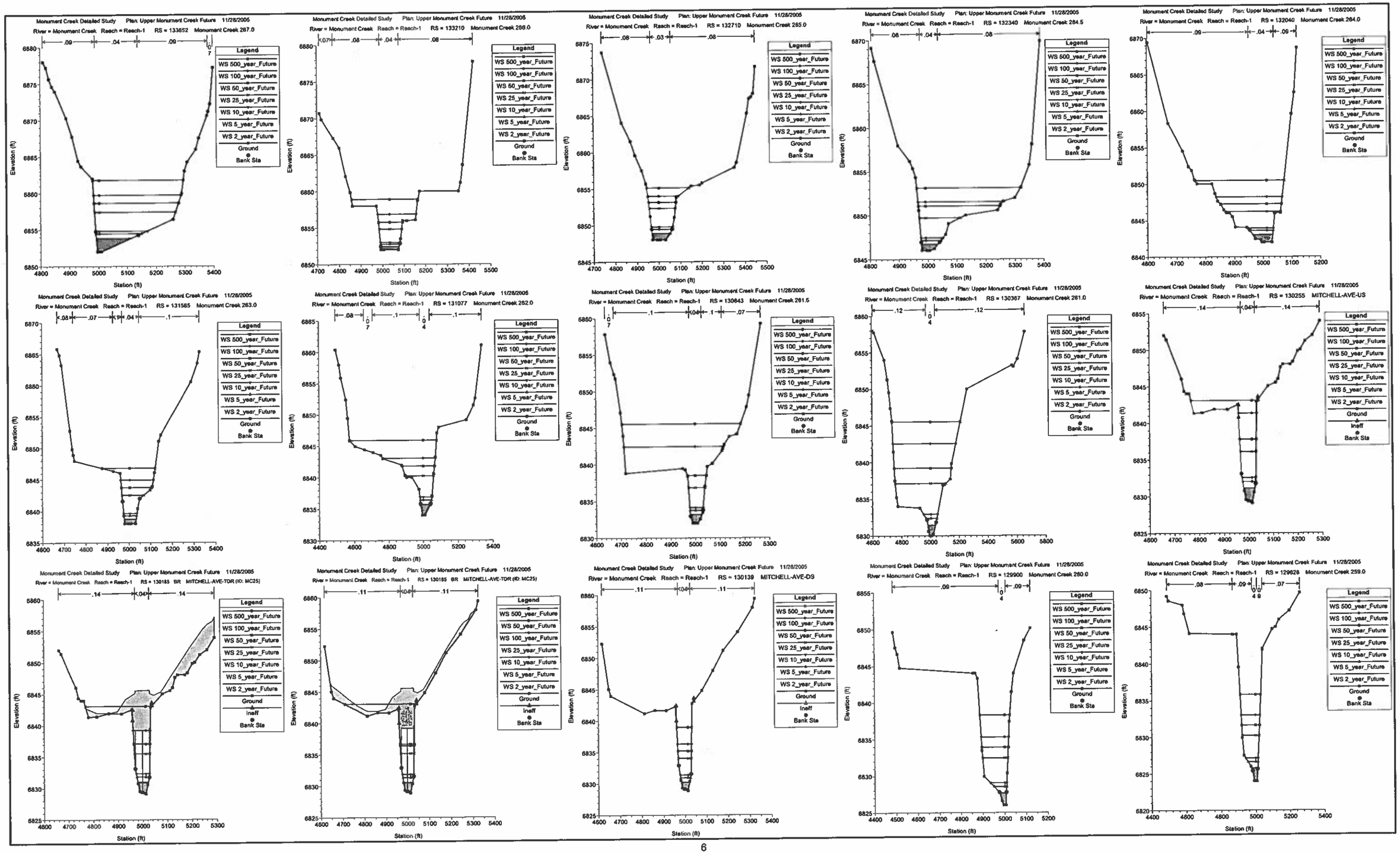
Monument Creek Detailed Study Plan: Upper Monument Creek Future 11/28/2005
River = Monument Creek Reach = Reach-1 RS = 133652 Monument Creek 287.0
Monument Creek Detailed Study Plan: Upper Monument Creek Future 11/28/2005
River = Monument Creek Reach = Reach-1 RS = 133210 Monument Creek 286.0
Monument Creek Detailed Study Plan: Upper Monument Creek Future 11/28/2005
River = Monument Creek Reach = Reach-1 RS = 132710 Monument Creek 285.0
Monument Creek Detailed Study Plan: Upper Monument Creek Future 11/28/2005
River = Monument Creek Reach = Reach-1 RS = 132340 Monument Creek 284.5
Monument Creek Detailed Study Plan: Upper Monument Creek Future 11/28/2005
River = Monument Creek Reach = Reach-1 RS = 132040 Monument Creek 284.0
Monument Creek Detailed Study Plan: Upper Monument Creek Future 11/28/2005
River = Monument Creek Reach = Reach-1 RS = 131585 Monument Creek 283.0
Monument Creek Detailed Study Plan: Upper Monument Creek Future 11/28/2005
River = Monument Creek Reach = Reach-1 RS = 131077 Monument Creek 282.0
Monument Creek Detailed Study Plan: Upper Monument Creek Future 11/28/2005
River = Monument Creek Reach = Reach-1 RS = 130643 Monument Creek 281.5
Monument Creek Detailed Study Plan: Upper Monument Creek Future 11/28/2005
River = Monument Creek Reach = Reach-1 RS = 130367 Monument Creek 281.0
Monument Creek Detailed Study Plan: Upper Monument Creek Future 11/28/2005
River = Monument Creek Reach = Reach-1 RS = 130255 MITCHELL-AVE-US
Monument Creek Detailed Study Plan: Upper Monument Creek Future 11/28/2005
River = Monument Creek Reach = Reach-1 RS = 130185 BR MITCHELL-AVE-TOR (ID: MC25)
Monument Creek Detailed Study Plan: Upper Monument Creek Future 11/28/2005
River = Monument Creek Reach = Reach-1 RS = 130185 BR MITCHELL-AVE-TOR (ID: MC25)
Monument Creek Detailed Study Plan: Upper Monument Creek Future 11/28/2005
River = Monument Creek Reach = Reach-1 RS = 130139 MITCHELL-AVE-DS
Monument Creek Detailed Study Plan: Upper Monument Creek Future 11/28/2005
River = Monument Creek Reach = Reach-1 RS = 129900 Monument Creek 280.0
Monument Creek Detailed Study Plan: Upper Monument Creek Future 11/28/2005
River = Monument Creek Reach = Reach-1 RS = 129628 Monument Creek 259.0
Legend
WS 500_year_Future
WS 100_year_Future
WS 50_year_Future
WS 25_year_Future
WS 10_year_Future
WS 5_year_Future
WS 2_year_Future
Ground
Ineff
Bank Sta
Elevation (ft)
Station (ft)

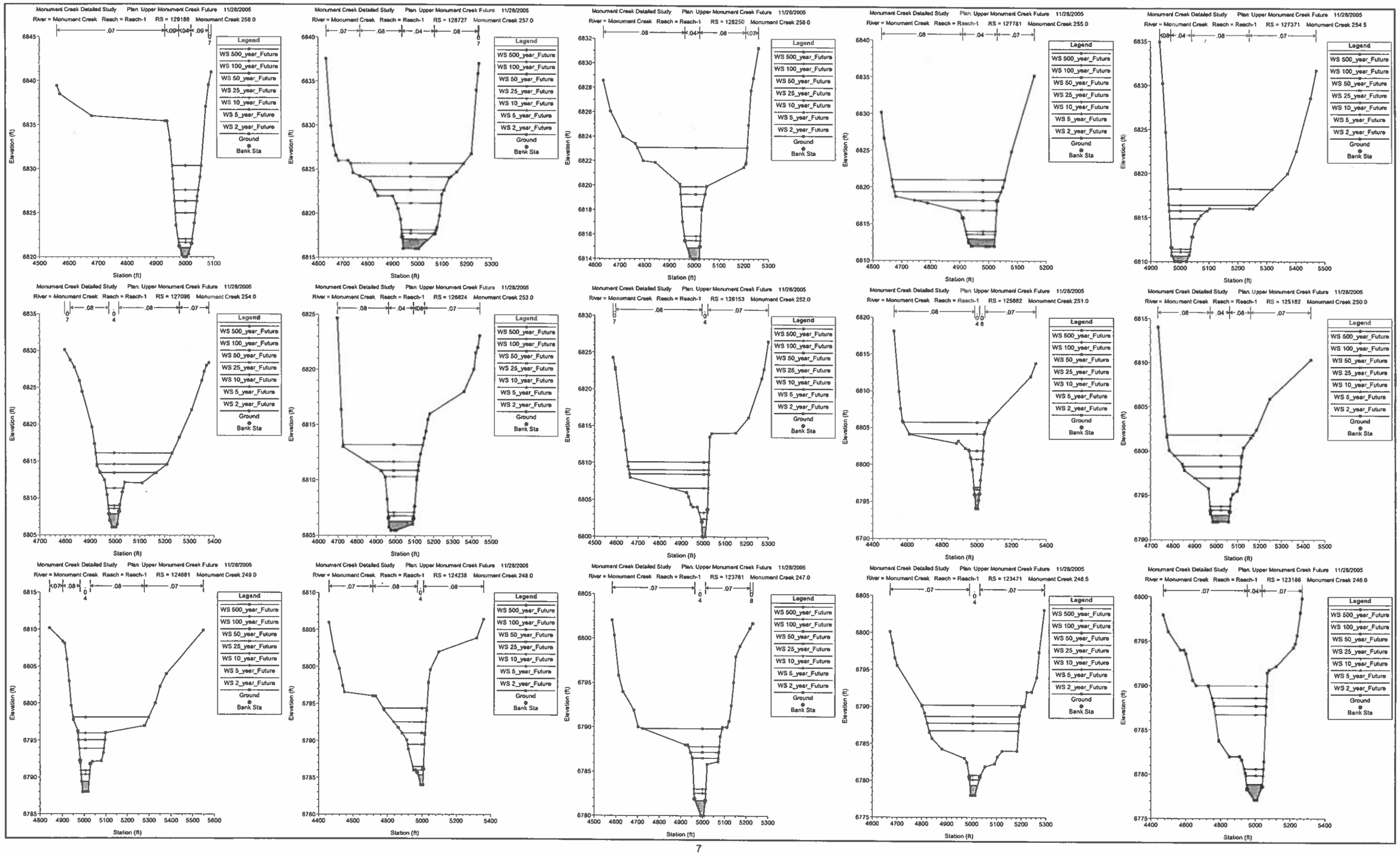
Monument Creek Detailed Study Plan: Upper Monument Creek Future 11/28/2005
River = Monument Creek Reach = Reach-1 RS = 129188 Monument Creek 258.0
River = Monument Creek Reach = Reach-1 RS = 128727 Monument Creek 257.0
River = Monument Creek Reach = Reach-1 RS = 128250 Monument Creek 256.0
River = Monument Creek Reach = Reach-1 RS = 127781 Monument Creek 255.0
River = Monument Creek Reach = Reach-1 RS = 127371 Monument Creek 254.5
River = Monument Creek Reach = Reach-1 RS = 127096 Monument Creek 254.0
River = Monument Creek Reach = Reach-1 RS = 126624 Monument Creek 253.0
River = Monument Creek Reach = Reach-1 RS = 126153 Monument Creek 252.0
River = Monument Creek Reach = Reach-1 RS = 125682 Monument Creek 251.0
River = Monument Creek Reach = Reach-1 RS = 125182 Monument Creek 250.0
River = Monument Creek Reach = Reach-1 RS = 124681 Monument Creek 249.0
River = Monument Creek Reach = Reach-1 RS = 124238 Monument Creek 248.0
River = Monument Creek Reach = Reach-1 RS = 123781 Monument Creek 247.0
River = Monument Creek Reach = Reach-1 RS = 123471 Monument Creek 246.5
River = Monument Creek Reach = Reach-1 RS = 123186 Monument Creek 246.0
Legend
WS 500_year_Future
WS 100_year_Future
WS 50_year_Future
WS 25_year_Future
WS 10_year_Future
WS 5_year_Future
WS 2_year_Future
Ground
Bank Sta
Elevation (ft)
Station (ft)

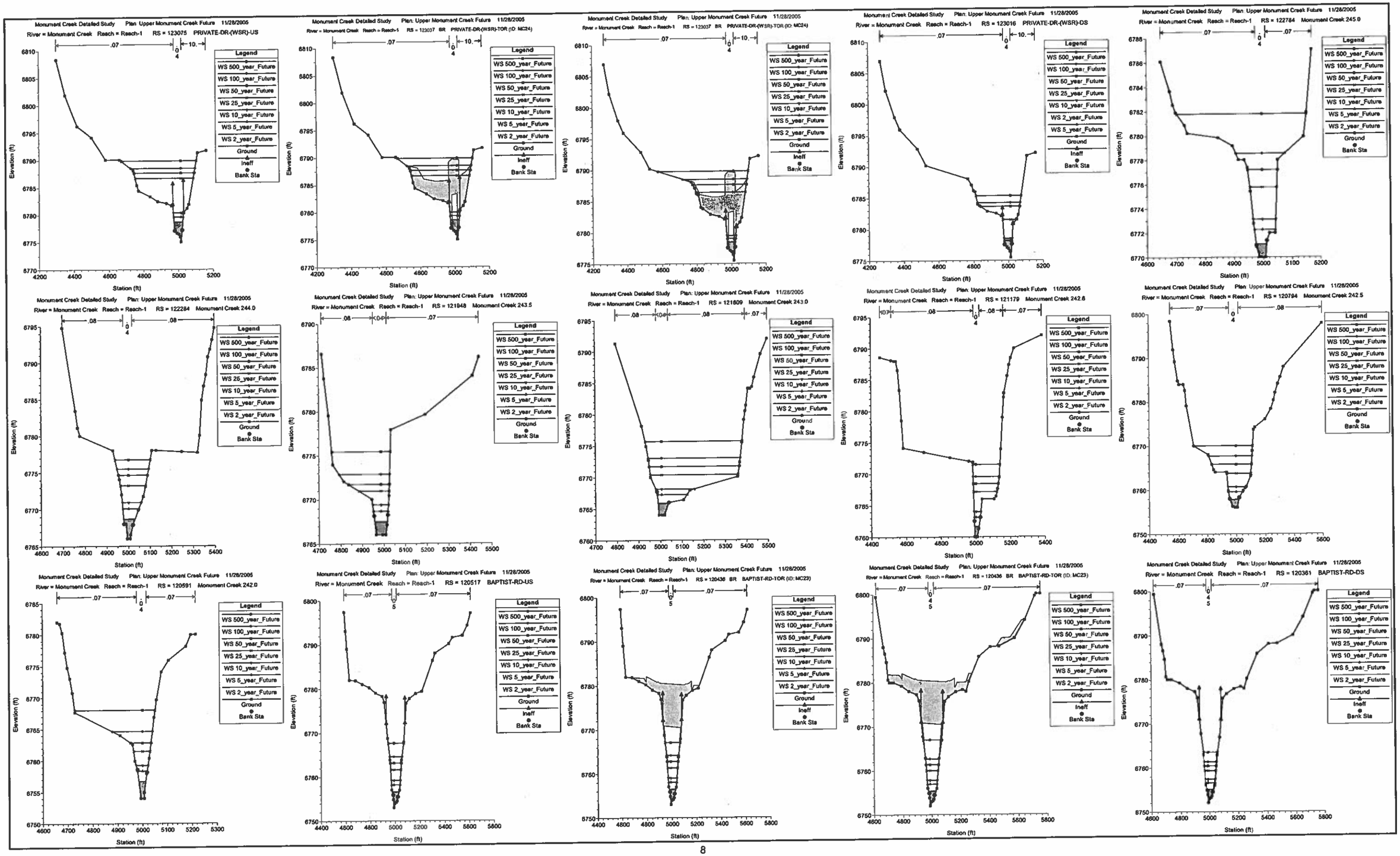
Monument Creek Detailed Study Plan: Upper Monument Creek Future 11/28/2005
River = Monument Creek Reach = Reach-1 RS = 123075 PRIVATE-DR-(WSR)-US
River = Monument Creek Reach = Reach-1 RS = 123037 BR PRIVATE-DR-(WSR)-TOR (ID: MC24)
River = Monument Creek Reach = Reach-1 RS = 123016 PRIVATE-DR-(WSR)-DS
River = Monument Creek Reach = Reach-1 RS = 122784 Monument Creek 245.0
River = Monument Creek Reach = Reach-1 RS = 122284 Monument Creek 244.0
River = Monument Creek Reach = Reach-1 RS = 121948 Monument Creek 243.5
River = Monument Creek Reach = Reach-1 RS = 121609 Monument Creek 243.0
River = Monument Creek Reach = Reach-1 RS = 121179 Monument Creek 242.6
River = Monument Creek Reach = Reach-1 RS = 120794 Monument Creek 242.5
River = Monument Creek Reach = Reach-1 RS = 120591 Monument Creek 242.0
River = Monument Creek Reach = Reach-1 RS = 120517 BAPTIST-RD-US
River = Monument Creek Reach = Reach-1 RS = 120436 BR BAPTIST-RD-TOR (ID: MC23)
River = Monument Creek Reach = Reach-1 RS = 120361 BAPTIST-RD-DS
Legend
WS 500_year_Future
WS 100_year_Future
WS 50_year_Future
WS 25_year_Future
WS 10_year_Future
WS 5_year_Future
WS 2_year_Future
Ground
Ineff
Bank Sta
Elevation (ft)
Station (ft)

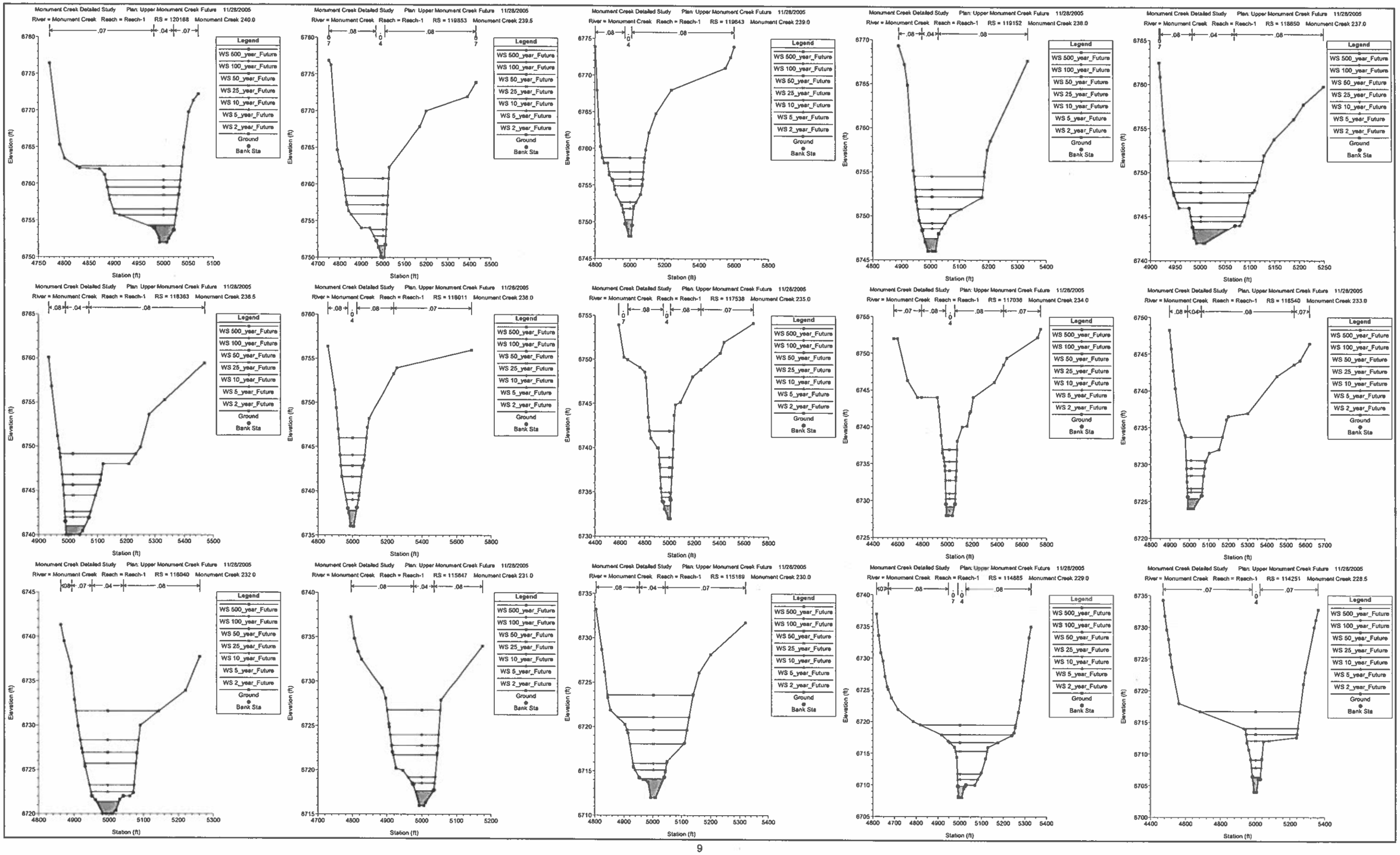
Monument Creek Detailed Study Plan: Upper Monument Creek Future 11/28/2005
River = Monument Creek Reach = Reach-1 RS = 120168 Monument Creek 240.0
River = Monument Creek Reach = Reach-1 RS = 119853 Monument Creek 239.5
River = Monument Creek Reach = Reach-1 RS = 119643 Monument Creek 239.0
River = Monument Creek Reach = Reach-1 RS = 119152 Monument Creek 238.0
River = Monument Creek Reach = Reach-1 RS = 118850 Monument Creek 237.0
River = Monument Creek Reach = Reach-1 RS = 118363 Monument Creek 236.5
River = Monument Creek Reach = Reach-1 RS = 118011 Monument Creek 236.0
River = Monument Creek Reach = Reach-1 RS = 117538 Monument Creek 235.0
River = Monument Creek Reach = Reach-1 RS = 117038 Monument Creek 234.0
River = Monument Creek Reach = Reach-1 RS = 116540 Monument Creek 233.0
River = Monument Creek Reach = Reach-1 RS = 116040 Monument Creek 232.0
River = Monument Creek Reach = Reach-1 RS = 115847 Monument Creek 231.0
River = Monument Creek Reach = Reach-1 RS = 115189 Monument Creek 230.0
River = Monument Creek Reach = Reach-1 RS = 114885 Monument Creek 229.0
River = Monument Creek Reach = Reach-1 RS = 114251 Monument Creek 228.5
Legend
WS 500_year_Future
WS 100_year_Future
WS 50_year_Future
WS 25_year_Future
WS 10_year_Future
WS 5_year_Future
WS 2_year_Future
Ground
Bank Sta
Elevation (ft)
Station (ft)

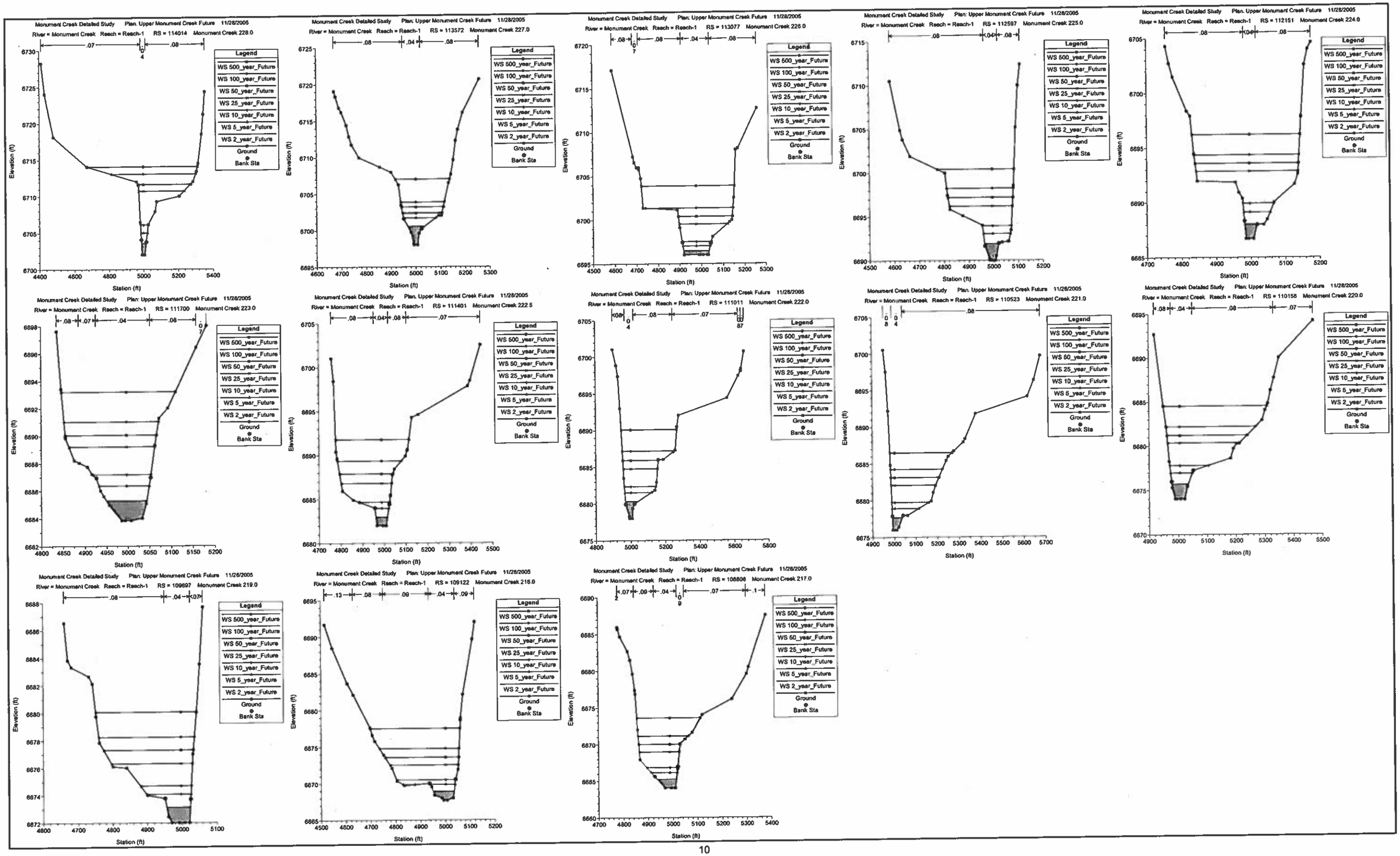
Monument Creek Detailed Study Plan: Upper Monument Creek Future 11/28/2005
River = Monument Creek Reach = Reach-1 RS = 114014 Monument Creek 228.0
River = Monument Creek Reach = Reach-1 RS = 113572 Monument Creek 227.0
River = Monument Creek Reach = Reach-1 RS = 113077 Monument Creek 226.0
River = Monument Creek Reach = Reach-1 RS = 112597 Monument Creek 225.0
River = Monument Creek Reach = Reach-1 RS = 112151 Monument Creek 224.0
River = Monument Creek Reach = Reach-1 RS = 111700 Monument Creek 223.0
River = Monument Creek Reach = Reach-1 RS = 111401 Monument Creek 222.5
River = Monument Creek Reach = Reach-1 RS = 111011 Monument Creek 222.0
River = Monument Creek Reach = Reach-1 RS = 110523 Monument Creek 221.0
River = Monument Creek Reach = Reach-1 RS = 110156 Monument Creek 220.0
River = Monument Creek Reach = Reach-1 RS = 109697 Monument Creek 219.0
River = Monument Creek Reach = Reach-1 RS = 109122 Monument Creek 218.0
River = Monument Creek Reach = Reach-1 RS = 108606 Monument Creek 217.0
Legend
WS 500_year_Future
WS 100_year_Future
WS 50_year_Future
WS 25_year_Future
WS 10_year_Future
WS 5_year_Future
WS 2_year_Future
Ground
Bank Sta
Elevation (ft)
Station (ft)

HEC-RAS Plan: UMC Future River: Monument Creek Reach: Reach-1

Reach	River Sta	Profile	Q Total	Min Ch El	W.S. Elev	Crit W.S.	E.G. Elev	E.G. Slope	Vel Chnl	Flow Area	Top Width	Froude # Chl
			(cfs)	(ft)	(ft)	(ft)	(ft)	(ft/ft)	(ft/s)	(sq ft)	(ft)	
Reach-1	156610	2_year_Future	45.00	7240.56	7241.35	7241.42	7241.75	0.060075	5.10	8.82	14.88	1.17
Reach-1	156610	5_year_Future	390.00	7240.56	7242.78	7243.26	7244.48	0.060040	10.59	41.05	31.03	1.40
Reach-1	156610	10_year_Future	860.00	7240.56	7243.77	7244.69	7246.69	0.060002	14.22	77.80	42.71	1.51
Reach-1	156610	25_year_Future	2200.00	7240.56	7245.56	7247.20	7250.70	0.060015	19.84	170.60	59.44	1.64
Reach-1	156610	50_year_Future	3100.00	7240.56	7246.45	7248.35	7252.68	0.060030	22.33	226.08	66.10	1.69
Reach-1	156610	100_year_Future	4100.00	7240.56	7247.29	7249.76	7254.58	0.060010	24.58	285.02	73.36	1.73
Reach-1	156610	500_year_Future	6600.00	7240.56	7249.08	7252.48	7258.71	0.060040	29.06	436.99	100.58	1.80
Reach-1	156191	2_year_Future	45.00	7215.32	7216.16	7216.25	7216.85	0.059634	5.61	8.01	11.41	1.18
Reach-1	156191	5_year_Future	390.00	7215.32	7217.98	7218.44	7219.81	0.057665	10.88	38.20	20.04	1.36
Reach-1	156191	10_year_Future	860.00	7215.32	7219.18	7220.74	7222.48	0.055625	14.86	64.35	26.59	1.45
Reach-1	156191	25_year_Future	2200.00	7215.32	7221.13	7222.79	7226.50	0.055534	20.13	186.79	136.10	1.56
Reach-1	156191	50_year_Future	3100.00	7215.32	7221.74	7223.53	7227.63	0.059071	22.37	285.92	189.00	1.64
Reach-1	156191	100_year_Future	4100.00	7215.32	7222.24	7224.05	7228.54	0.062931	24.38	389.22	231.60	1.72
Reach-1	156191	500_year_Future	6600.00	7215.32	7223.07	7224.93	7230.32	0.073038	28.56	612.54	303.93	1.89
Reach-1	155770	2_year_Future	45.00	7198.00	7199.00	7199.00	7199.46	0.043874	5.46	8.24	8.97	1.00
Reach-1	155770	5_year_Future	390.00	7198.00	7201.42	7201.65	7202.72	0.029623	10.02	60.88	37.20	0.99
Reach-1	155770	10_year_Future	860.00	7198.00	7202.77	7203.19	7204.68	0.031804	13.12	120.76	52.53	1.08
Reach-1	155770	25_year_Future	2200.00	7198.00	7205.12	7206.41	7207.97	0.033187	17.68	305.93	153.77	1.19
Reach-1	155770	50_year_Future	3100.00	7198.00	7206.03	7206.91	7208.79	0.032053	18.88	537.04	312.26	1.19
Reach-1	155770	100_year_Future	4100.00	7198.00	7206.53	7207.34	7209.08	0.031879	19.62	694.25	318.42	1.20
Reach-1	155770	500_year_Future	6600.00	7198.00	7207.56	7208.18	7209.83	0.030613	20.79	1027.60	325.95	1.20
Reach-1	155662	2_year_Future	45.00	7191.89	7194.42	7193.70	7194.51	0.006275	2.63	26.37	32.97	0.38
Reach-1	155662	5_year_Future	390.00	7191.89	7198.07	7195.79	7198.17	0.002578	3.65	283.74	112.18	0.28
Reach-1	155662	10_year_Future	860.00	7191.89	7199.38	7197.13	7199.57	0.004310	5.47	454.83	151.63	0.37
Reach-1	155662	25_year_Future	2200.00	7191.89	7201.39	7199.03	7201.75	0.007071	8.36	832.07	222.79	0.50
Reach-1	155662	50_year_Future	3100.00	7191.89	7202.40	7200.07	7202.80	0.007696	9.38	1073.25	258.64	0.53
Reach-1	155662	100_year_Future	4100.00	7191.89	7203.22	7200.90	7203.69	0.008515	10.42	1299.89	288.71	0.57
Reach-1	155662	500_year_Future	6600.00	7191.89	7205.04	7202.38	7205.55	0.008658	11.69	1874.92	337.83	0.59
Reach-1	155627		Culvert									
Reach-1	155591	2_year_Future	45.00	7189.68	7190.93	7191.54	7192.91	0.427241	11.29	3.98	6.38	0.36
Reach-1	155591	5_year_Future	390.00	7189.68	7193.53	7193.53	7194.28	0.032433	8.83	88.87	59.77	0.90
Reach-1	155591	10_year_Future	860.00	7189.68	7194.69	7194.69	7195.68	0.033564	11.17	171.54	62.93	0.97
Reach-1	155591	25_year_Future	2200.00	7189.68	7196.64	7196.64	7198.00	0.034507	14.64	380.76	133.99	1.04
Reach-1	155591	50_year_Future	3100.00	7189.68	7197.51	7197.51	7199.02	0.035272	16.17	509.81	163.73	1.08
Reach-1	155591	100_year_Future	4100.00	7189.68	7198.30	7198.30	7199.91	0.035208	17.35	649.34	191.48	1.10
Reach-1	155591	500_year_Future	6600.00	7189.68	7199.74	7199.74	7201.54	0.035899	19.62	961.54	242.32	1.14
Reach-1	155385	2_year_Future	45.00	7180.00	7180.71	7180.71	7180.98	0.044840	4.15	10.84	20.14	1.00
Reach-1	155385	5_year_Future	390.00	7180.00	7181.73	7182.26	7183.46	0.092046	10.56	37.38	30.76	1.65
Reach-1	155385	10_year_Future	860.00	7180.00	7182.64	7183.42	7185.27	0.074672	13.11	68.89	37.66	1.61
Reach-1	155385	25_year_Future	2200.00	7180.00	7184.58	7185.62	7188.69	0.050010	16.68	154.52	51.55	1.47
Reach-1	155385	50_year_Future	3100.00	7180.00	7185.73	7187.82	7190.30	0.040856	17.60	219.19	63.66	1.38
Reach-1	155385	100_year_Future	4100.00	7180.00	7186.65	7188.24	7191.51	0.038905	18.88	392.16	277.24	1.35
Reach-1	155385	500_year_Future	6600.00	7180.00	7187.70	7189.29	7192.90	0.038218	21.36	708.14	316.61	1.41
Reach-1	155049	2_year_Future	45.00	7166.00	7166.78	7166.63	7168.92	0.020166	2.98	15.09	25.28	0.68
Reach-1	155049	5_year_Future	390.00	7166.00	7168.09	7168.06	7168.80	0.030656	6.80	57.63	40.03	0.98
Reach-1	155049	10_year_Future	860.00	7166.00	7169.04	7169.12	7170.29	0.028234	9.05	102.37	53.74	1.02
Reach-1	155049	25_year_Future	2200.00	7166.00	7170.34	7171.33	7173.31	0.040245	14.32	229.27	204.39	1.30
Reach-1	155049	50_year_Future	3100.00	7166.00	7170.71	7172.06	7174.78	0.051589	17.27	308.32	221.67	1.50
Reach-1	155049	100_year_Future	4100.00	7166.00	7171.09	7172.60	7176.02	0.059213	19.61	395.31	239.24	1.63
Reach-1	155049	500_year_Future	6600.00	7166.00	7172.09	7173.67	7177.40	0.056845	21.94	658.90	281.75	1.65
Reach-1	154616	2_year_Future	45.00	7154.00	7155.27	7155.21	7155.56	0.034885	4.33	10.38	14.81	0.91
Reach-1	154616	5_year_Future	390.00	7154.00	7156.90	7156.90	7157.51	0.022318	7.01	95.58	85.20	0.87
Reach-1	154616	10_year_Future	860.00	7154.00	7157.67	7157.67	7158.70	0.026022	9.72	184.16	94.65	1.03
Reach-1	154616	25_year_Future	2200.00	7154.00	7159.45	7159.45	7160.67	0.021501	11.85	430.22	169.32	0.98
Reach-1	154616	50_year_Future	3100.00	7154.00	7159.86	7159.86	7161.62	0.026692	14.50	502.46	177.54	1.15
Reach-1	154616	100_year_Future	4100.00	7154.00	7159.99	7159.99	7162.80	0.044910	18.45	524.63	179.99	1.44
Reach-1	154616	500_year_Future	6600.00	7154.00	7162.46	7162.57	7163.84	0.017204	14.66	1384.90	422.78	0.95
Reach-1	154203	2_year_Future	45.00	7138.25	7138.98	7138.98	7139.29	0.044799	4.48	10.04	16.48	1.01
Reach-1	154203	5_year_Future	390.00	7138.25	7140.28	7140.78	7141.95	0.075152	10.38	37.61	26.10	1.51
Reach-1	154203	10_year_Future	860.00	7138.25	7141.51	7142.39	7143.72	0.047842	12.04	76.59	40.14	1.32
Reach-1	154203	25_year_Future	2200.00	7138.25	7142.98	7144.33	7147.03	0.054145	17.30	212.03	135.47	1.51
Reach-1	154203	50_year_Future	3100.00	7138.25	7143.94	7145.21	7147.48	0.040451	17.22	351.97	162.53	1.35
Reach-1	154203	100_year_Future	4100.00	7138.25	7144.95	7145.92	7147.87	0.029662	16.64	547.16	226.70	1.19
Reach-1	154203	500_year_Future	6600.00	7138.25	7145.25	7147.12	7151.32	0.059857	24.43	618.73	245.11	1.71
Reach-1	153777	2_year_Future	45.00	7126.00	7126.84	7126.64	7126.94	0.016215	2.54	17.72	32.14	0.60
Reach-1	153777	5_year_Future	390.00	7126.00	7128.05	7127.69	7128.52	0.019659	5.57	61.85	99.47	0.79
Reach-1	153777	10_year_Future	860.00	7126.00	7128.75	7128.74	7129.53	0.022132	7.57	156.81	112.53	0.89
Reach-1	153777	25_year_Future	2200.00	7126.00	7129.97	7129.97	7131.43	0.028066	10.97	304.44	129.54	1.04
Reach-1	153777	50_year_Future	3100.00	7126.00	7130.49	7131.01	7132.41	0.029347	12.79	404.87	242.63	1.13
Reach-1	153777	100_year_Future	4100.00	7126.00	7130.75	7131.58	7133.40	0.038776	15.31	466.89	245.96	1.31
Reach-1	153777	500_year_Future	6600.00	7126.00	7132.24	7132.65	7134.43	0.025016	15.04	848.09	262.56	1.11

HEC-RAS Plan: UMC Future River: Monument Creek Reach: Reach-1 (Continued)

Reach	River Sta	Profile	Q Total	Min Ch El	W.S. Elev	Crit W.S.	E.G. Elev	E.G. Slope	Vel Chnl	Flow Area	Top Width	Froude # Chl
			(cfs)	(ft)	(ft)	(ft)	(ft)	(ft/ft)	(ft/s)	(sq ft)	(ft)	
Reach-1	153312	2_year_Future	45.00	7114.00	7114.63	7114.63	7114.87	0.047959	3.97	11.35	23.78	1.01
Reach-1	153312	5_year_Future	390.00	7114.00	7116.00	7116.00	7116.63	0.034490	6.40	60.92	48.52	1.01
Reach-1	153312	10_year_Future	860.00	7114.00	7116.89	7116.89	7117.64	0.028745	7.83	113.12	72.79	0.99
Reach-1	153312	25_year_Future	2200.00	7114.00	7118.46	7118.59	7120.04	0.023021	10.40	274.22	133.60	0.98
Reach-1	153312	50_year_Future	3100.00	7114.00	7119.30	7119.49	7121.07	0.020440	11.29	404.90	180.52	0.95
Reach-1	153312	100_year_Future	4100.00	7114.00	7120.25	7120.35	7121.93	0.015938	11.38	602.52	227.97	0.87
Reach-1	153312	500_year_Future	6600.00	7114.00	7123.73	7121.63	7124.52	0.004711	8.66	1473.51	265.54	0.51
Reach-1	153196	2_year_Future	45.00	7108.69	7110.74	7109.88	7110.80	0.003883	1.87	24.08	23.19	0.32
Reach-1	153196	5_year_Future	390.00	7108.69	7113.14	7111.80	7113.41	0.005503	4.21	92.61	33.40	0.45
Reach-1	153196	10_year_Future	860.00	7108.69	7115.04	7113.10	7115.47	0.006242	5.27	163.88	48.58	0.48
Reach-1	153196	25_year_Future	2200.00	7108.69	7117.58	7115.59	7118.32	0.005309	7.30	489.40	162.26	0.50
Reach-1	153196	50_year_Future	3100.00	7108.69	7118.76	7117.10	7119.60	0.005233	8.09	693.90	185.29	0.51
Reach-1	153196	100_year_Future	4100.00	7108.69	7119.43	7118.01	7120.54	0.006380	9.45	824.17	198.58	0.57
Reach-1	153196	500_year_Future	6600.00	7108.69	7123.30	7119.76	7124.06	0.003184	8.58	1736.32	270.22	0.43
Reach-1	153162		Bridge									
Reach-1	153131	2_year_Future	45.00	7107.72	7109.35	7108.90	7109.47	0.009334	2.79	16.13	16.45	0.50
Reach-1	153131	5_year_Future	390.00	7107.72	7111.14	7110.81	7111.79	0.019046	6.48	60.37	29.37	0.79
Reach-1	153131	10_year_Future	860.00	7107.72	7112.16	7112.16	7113.51	0.026995	9.31	92.33	33.37	0.99
Reach-1	153131	25_year_Future	2200.00	7107.72	7115.17	7115.17	7116.72	0.014323	10.18	272.86	140.08	0.79
Reach-1	153131	50_year_Future	3100.00	7107.72	7116.18	7116.18	7117.81	0.013036	10.94	421.04	154.85	0.78
Reach-1	153131	100_year_Future	4100.00	7107.72	7116.98	7116.98	7118.79	0.013136	11.91	550.35	169.45	0.80
Reach-1	153131	500_year_Future	6600.00	7107.72	7117.27	7118.52	7121.30	0.028210	17.94	600.83	175.19	1.17
Reach-1	152967	2_year_Future	45.00	7106.00	7106.21	7106.21	7106.31	0.059501	2.52	17.82	86.70	0.98
Reach-1	152967	5_year_Future	390.00	7106.00	7106.85	7106.85	7107.22	0.041417	4.93	79.16	107.61	1.01
Reach-1	152967	10_year_Future	860.00	7106.00	7107.41	7107.38	7107.96	0.032521	5.97	144.34	124.95	0.97
Reach-1	152967	25_year_Future	2200.00	7106.00	7107.49	7108.39	7110.62	0.167055	14.19	155.49	127.50	2.22
Reach-1	152967	50_year_Future	3100.00	7106.00	7107.78	7108.93	7111.86	0.165726	16.22	193.75	135.88	2.29
Reach-1	152967	100_year_Future	4100.00	7106.00	7108.13	7109.45	7112.83	0.146800	17.46	242.48	144.67	2.23
Reach-1	152967	500_year_Future	6600.00	7106.00	7109.22	7110.60	7113.84	0.080172	17.47	407.59	157.52	1.78
Reach-1	152554	2_year_Future	63.00	7094.26	7095.54	7095.21	7095.67	0.012411	2.89	21.78	26.34	0.56
Reach-1	152554	5_year_Future	520.00	7094.26	7097.33	7096.96	7097.80	0.015948	5.57	103.39	72.92	0.73
Reach-1	152554	10_year_Future	1100.00	7094.26	7098.15	7098.15	7098.87	0.016918	7.30	227.18	203.56	0.79
Reach-1	152554	25_year_Future	2900.00	7094.26	7099.47	7099.47	7100.56	0.018300	9.97	514.80	230.27	0.88
Reach-1	152554	50_year_Future	4100.00	7094.26	7100.05	7100.05	7101.39	0.019822	11.37	651.19	239.20	0.94
Reach-1	152554	100_year_Future	5300.00	7094.26	7100.58	7100.58	7102.11	0.020412	12.43	760.31	247.36	0.97
Reach-1	152554	500_year_Future	8500.00	7094.26	7101.73	7101.73	7103.78	0.022305	14.88	1076.00	272.03	1.05
Reach-1	152050	2_year_Future	63.00	7084.00	7084.64	7084.64	7084.92	0.044874	4.26	14.80	28.42	1.00
Reach-1	152050	5_year_Future	520.00	7084.00	7086.25	7086.25	7087.10	0.029382	7.38	72.17	54.69	0.98
Reach-1	152050	10_year_Future	1100.00	7084.00	7087.26	7087.38	7088.49	0.025331	9.26	156.14	118.60	0.98
Reach-1	152050	25_year_Future	2900.00	7084.00	7088.75	7088.99	7090.26	0.022783	11.71	469.16	229.20	1.00
Reach-1	152050	50_year_Future	4100.00	7084.00	7089.50	7089.89	7091.06	0.021075	12.55	693.95	387.53	0.99
Reach-1	152050	100_year_Future	5300.00	7084.00	7089.98	7090.32	7091.61	0.021233	13.38	869.00	370.11	1.01
Reach-1	152050	500_year_Future	8500.00	7084.00	7091.05	7091.25	7092.82	0.020899	14.95	1267.71	376.03	1.03
Reach-1	151553	2_year_Future	63.00	7072.00	7073.15	7072.87	7073.28	0.012973	2.81	22.45	30.10	0.57
Reach-1	151553	5_year_Future	520.00	7072.00	7074.92	7074.49	7075.52	0.013667	6.35	95.42	51.60	0.71
Reach-1	151553	10_year_Future	1100.00	7072.00	7075.99	7075.72	7077.12	0.016905	8.96	157.61	66.30	0.84
Reach-1	151553	25_year_Future	2900.00	7072.00	7078.09	7078.40	7080.07	0.018379	12.74	378.52	152.18	0.94
Reach-1	151553	50_year_Future	4100.00	7072.00	7079.05	7079.47	7081.28	0.018195	14.07	549.51	200.90	0.96
Reach-1	151553	100_year_Future	5300.00	7072.00	7079.91	7080.34	7082.17	0.016898	14.72	740.58	236.26	0.95
Reach-1	151553	500_year_Future	8500.00	7072.00	7081.64	7081.81	7083.95	0.015267	16.07	1186.50	269.83	0.93
Reach-1	151046	2_year_Future	63.00	7064.00	7065.03	7064.86	7065.21	0.019997	3.33	19.18	28.50	0.70
Reach-1	151046	5_year_Future	520.00	7064.00	7066.72	7066.52	7067.45	0.018633	7.19	92.76	59.97	0.82
Reach-1	151046	10_year_Future	1100.00	7064.00	7067.99	7067.88	7068.92	0.015229	8.65	209.97	143.34	0.80
Reach-1	151046	25_year_Future	2900.00	7064.00	7069.67	7069.94	7070.97	0.016782	11.69	603.28	326.15	0.89
Reach-1	151046	50_year_Future	4100.00	7064.00	7070.36	7070.50	7071.65	0.016188	12.47	838.49	343.73	0.90
Reach-1	151046	100_year_Future	5300.00	7064.00	7070.90	7070.96	7072.25	0.016415	13.30	1026.96	350.81	0.92
Reach-1	151046	500_year_Future	8500.00	7064.00	7071.42	7071.97	7073.77	0.027564	18.13	1209.39	355.47	1.20
Reach-1	150574	2_year_Future	63.00	7056.00	7057.35	7057.01	7057.51	0.013542	3.21	19.60	21.39	0.59
Reach-1	150574	5_year_Future	520.00	7056.00	7058.75	7058.68	7059.12	0.016352	5.93	168.80	175.80	0.74
Reach-1	150574	10_year_Future	1100.00	7056.00	7059.25		7059.89	0.024251	8.37	266.89	249.04	0.93
Reach-1	150574	25_year_Future	2900.00	7056.00	7060.29	7060.33	7061.13	0.025719	10.89	581.62	313.32	1.02
Reach-1	150574	50_year_Future	4100.00	7056.00	7060.74	7060.74	7061.74	0.027698	12.23	722.51	317.38	1.08
Reach-1	150574	100_year_Future	5300.00	7056.00	7061.17	7061.14	7062.27	0.027828	13.12	858.94	321.26	1.10
Reach-1	150574	500_year_Future	8500.00	7056.00	7062.32	7061.99	7063.54	0.023839	14.17	1234.10	329.07	1.06
Reach-1	150115	2_year_Future	63.00	7046.00	7046.70	7046.70	7046.95	0.047285	4.04	15.61	31.58	1.01
Reach-1	150115	5_year_Future	520.00	7046.00	7048.11	7048.11	7048.79	0.032677	6.65	78.70	67.17	1.00
Reach-1	150115	10_year_Future	1100.00	7046.00	7049.10	7049.10	7049.88	0.019672	7.41	197.47	182.51	0.85
Reach-1	150115	25_year_Future	2900.00	7046.00	7050.54	7050.83	7051.56	0.017181	9.49	530.68	334.61	0.88
Reach-1	150115	50_year_Future	4100.00	7046.00	7051.18	7051.22	7052.23	0.016055	10.17	764.20	399.25	0.85
Reach-1	150115	100_year_Future	5300.00	7046.00	7051.65	7051.65	7052.77	0.015989	10.85	953.82	402.28	0.86

HEC-RAS Plan: UMC Future River: Monument Creek Reach: Reach-1 (Continued)

Reach	River Sta	Profile	Q Total	Min Ch El	W.S. Elev	Crit W.S.	E.G. Elev	E.G. Slope	Vel Chnl	Flow Area	Top Width	Froude # Chl
			(cfs)	(ft)	(ft)	(ft)	(ft)	(ft/ft)	(ft/s)	(sq ft)	(ft)	
Reach-1	150115	500_year_Future	8500.00	7046.00	7052.51	7052.51	7053.96	0.018382	12.95	1301.66	407.73	0.95
Reach-1	149645	2_year_Future	63.00	7036.00	7037.13	7036.80	7037.19	0.009180	2.03	32.09	59.92	0.46
Reach-1	149645	5_year_Future	520.00	7036.00	7038.28	7037.96	7038.65	0.014489	5.19	125.70	103.80	0.89
Reach-1	149645	10_year_Future	1100.00	7036.00	7039.06	7038.79	7039.70	0.016127	7.00	221.61	142.85	0.78
Reach-1	149645	25_year_Future	2900.00	7036.00	7040.87	7040.51	7041.61	0.011183	8.36	604.83	248.45	0.71
Reach-1	149645	50_year_Future	4100.00	7036.00	7041.98	7041.07	7042.62	0.007903	8.18	894.01	271.98	0.62
Reach-1	149645	100_year_Future	5300.00	7036.00	7042.64	7041.58	7043.36	0.007930	8.84	1078.32	285.97	0.63
Reach-1	149645	500_year_Future	8500.00	7036.00	7043.99	7042.68	7044.98	0.009025	10.77	1492.30	344.81	0.69
Reach-1	149150	2_year_Future	63.00	7030.00	7030.70	7030.54	7030.84	0.019111	2.97	21.24	34.49	0.67
Reach-1	149150	5_year_Future	520.00	7030.00	7032.61	7031.93	7032.98	0.009320	4.88	121.66	86.34	0.58
Reach-1	149150	10_year_Future	1100.00	7030.00	7033.77		7034.24	0.007900	5.95	262.03	137.92	0.57
Reach-1	149150	25_year_Future	2900.00	7030.00	7035.60		7036.48	0.009573	8.72	550.77	197.63	0.67
Reach-1	149150	50_year_Future	4100.00	7030.00	7036.04		7037.44	0.013986	11.13	647.11	237.43	0.82
Reach-1	149150	100_year_Future	5300.00	7030.00	7036.71		7038.21	0.013811	11.91	825.30	297.18	0.83
Reach-1	149150	500_year_Future	8500.00	7030.00	7038.03		7039.61	0.012998	13.11	1280.27	341.11	0.83
Reach-1	148789	2_year_Future	63.00	7024.00	7025.17	7024.83	7025.32	0.012465	3.15	19.98	21.21	0.57
Reach-1	148789	5_year_Future	520.00	7024.00	7026.85	7026.85	7027.80	0.023904	7.95	74.77	51.64	0.92
Reach-1	148789	10_year_Future	1100.00	7024.00	7027.90	7027.90	7029.43	0.025656	10.55	143.14	79.57	1.01
Reach-1	148789	25_year_Future	2900.00	7024.00	7029.95	7029.95	7031.62	0.019545	12.64	432.29	171.10	0.96
Reach-1	148789	50_year_Future	4100.00	7024.00	7031.39	7031.39	7032.63	0.012464	11.81	751.35	272.66	0.79
Reach-1	148789	100_year_Future	5300.00	7024.00	7031.94	7031.94	7033.29	0.013218	12.80	910.41	310.87	0.83
Reach-1	148789	500_year_Future	8500.00	7024.00	7033.06	7033.06	7034.64	0.014646	14.80	1304.04	388.31	0.89
Reach-1	148487	2_year_Future	63.00	7020.00	7020.67	7020.52	7020.78	0.018312	2.64	23.82	44.61	0.64
Reach-1	148487	5_year_Future	520.00	7020.00	7022.20	7021.71	7022.49	0.010642	4.33	138.92	160.03	0.59
Reach-1	148487	10_year_Future	1100.00	7020.00	7023.11	7022.58	7023.46	0.008471	5.15	289.93	171.29	0.56
Reach-1	148487	25_year_Future	2900.00	7020.00	7024.73	7023.83	7025.35	0.008596	7.18	580.13	185.66	0.62
Reach-1	148487	50_year_Future	4100.00	7020.00	7025.55	7024.47	7026.31	0.008722	8.14	734.76	193.41	0.64
Reach-1	148487	100_year_Future	5300.00	7020.00	7026.24	7025.03	7027.17	0.009065	9.04	873.32	207.01	0.67
Reach-1	148487	500_year_Future	8500.00	7020.00	7027.29	7026.23	7028.86	0.012614	11.93	1108.63	242.52	0.81
Reach-1	148057	2_year_Future	63.00	7014.00	7015.62		7015.73	0.008171	2.73	23.09	22.14	0.47
Reach-1	148057	5_year_Future	520.00	7014.00	7017.81		7018.04	0.009968	5.62	126.45	83.68	0.81
Reach-1	148057	10_year_Future	1100.00	7014.00	7018.55	7018.55	7019.19	0.011599	7.42	281.18	297.87	0.69
Reach-1	148057	25_year_Future	2900.00	7014.00	7019.70	7019.70	7020.55	0.014832	10.09	639.65	325.38	0.82
Reach-1	148057	50_year_Future	4100.00	7014.00	7020.17	7020.17	7021.19	0.017021	11.51	794.59	334.30	0.89
Reach-1	148057	100_year_Future	5300.00	7014.00	7020.57	7020.57	7021.74	0.018596	12.65	932.13	342.02	0.94
Reach-1	148057	500_year_Future	8500.00	7014.00	7022.09		7023.10	0.013406	12.60	1473.68	368.93	0.83
Reach-1	147634	2_year_Future	63.00	7010.01	7011.55	7011.10	7011.72	0.011168	3.30	19.10	17.26	0.55
Reach-1	147634	5_year_Future	520.00	7010.01	7012.88	7012.88	7013.17	0.013243	5.88	235.28	352.14	0.68
Reach-1	147634	10_year_Future	1100.00	7010.01	7013.84	7013.26	7013.95	0.005004	4.54	619.40	453.46	0.44
Reach-1	147634	25_year_Future	2900.00	7010.01	7014.92	7013.96	7015.09	0.005967	6.01	1150.38	508.86	0.51
Reach-1	147634	50_year_Future	4100.00	7010.01	7015.43	7014.30	7015.63	0.006453	6.72	1413.63	524.97	0.54
Reach-1	147634	100_year_Future	5300.00	7010.01	7015.55	7014.57	7015.85	0.009486	8.28	1475.10	528.09	0.65
Reach-1	147634	500_year_Future	8500.00	7010.01	7015.84	7015.19	7016.46	0.017960	11.84	1630.56	533.16	0.91
Reach-1	147207	2_year_Future	63.00	7007.54	7007.99		7008.00	0.006851	0.76	82.40	361.72	0.28
Reach-1	147207	5_year_Future	520.00	7007.54	7008.49	7008.16	7008.52	0.007871	1.47	353.77	647.18	0.35
Reach-1	147207	10_year_Future	1100.00	7007.54	7008.38	7008.38	7008.81	0.070375	3.86	285.10	633.88	1.01
Reach-1	147207	25_year_Future	2900.00	7007.54	7008.79	7008.79	7009.22	0.057827	5.32	545.94	649.59	1.02
Reach-1	147207	50_year_Future	4100.00	7007.54	7009.01	7009.01	7009.56	0.052197	5.92	693.64	651.43	1.01
Reach-1	147207	100_year_Future	5300.00	7007.54	7009.56		7009.96	0.021807	5.05	1053.98	655.90	0.70
Reach-1	147207	500_year_Future	8500.00	7007.54	7010.74		7011.08	0.009072	4.68	1830.78	665.44	0.49
Reach-1	146909	2_year_Future	63.00	7002.87	7003.27	7003.27	7003.39	0.062256	2.87	23.59	109.08	1.01
Reach-1	146909	5_year_Future	520.00	7002.87	7003.89	7003.89	7004.20	0.034239	4.67	138.18	267.74	0.93
Reach-1	146909	10_year_Future	1100.00	7002.87	7005.52	7004.31	7005.57	0.001647	2.17	871.88	540.65	0.25
Reach-1	146909	25_year_Future	2900.00	7002.87	7007.68	7005.14	7007.73	0.000865	2.41	2095.58	590.79	0.20
Reach-1	146909	50_year_Future	4100.00	7002.87	7008.25	7005.47	7008.33	0.001098	2.94	2437.76	604.07	0.23
Reach-1	146909	100_year_Future	5300.00	7002.87	7008.81		7008.90	0.001244	3.35	2773.99	616.84	0.25
Reach-1	146909	500_year_Future	8500.00	7002.87	7009.90		7010.06	0.001645	4.32	3462.86	641.34	0.29
Reach-1	146688	2_year_Future	63.00	6998.11	6999.98	6999.76	6999.99	0.000889	0.98	64.11	40.92	0.14
Reach-1	146688	5_year_Future	520.00	6998.11	7002.59	7000.14	7002.71	0.002461	2.87	181.64	435.35	0.26
Reach-1	146688	10_year_Future	1100.00	6998.11	7004.95	7001.26	7005.14	0.001925	3.52	352.81	574.67	0.25
Reach-1	146688	25_year_Future	2900.00	6998.11	7007.59	7003.65	7007.61	0.000313	1.80	3148.23	611.77	0.11
Reach-1	146688	50_year_Future	4100.00	6998.11	7008.12	7004.99	7008.15	0.000464	2.33	3418.23	623.92	0.13
Reach-1	146688	100_year_Future	5300.00	6998.11	7008.64	7005.98	7008.69	0.000641	2.78	3682.43	635.76	0.16
Reach-1	146688	500_year_Future	8500.00	6998.11	7009.68	7006.84	7009.75	0.000909	3.54	4854.04	659.59	0.19
Reach-1	146623		Culvert									
Reach-1	146542	2_year_Future	63.00	6981.88	6982.60	6982.53	6982.76	0.028884	3.28	19.23	36.59	0.80
Reach-1	146542	5_year_Future	520.00	6981.88	6984.54	6983.91	6984.98	0.011389	5.34	97.46	43.35	0.63
Reach-1	146542	10_year_Future	1100.00	6981.88	6985.97	6985.05	6986.68	0.010751	6.77	162.76	221.51	0.65
Reach-1	146542	25_year_Future	2900.00	6981.88	6988.39	6987.18	6988.71	0.003924	5.80	937.31	347.86	0.43
Reach-1	146542	50_year_Future	4100.00	6981.88	6989.89	6987.50	6990.18	0.002802	5.72	1345.51	367.06	0.37

HEC-RAS Plan: UMC Future River: Monument Creek Reach: Reach-1 (Continued)

Reach	River Sta	Profile	Q Total	Min Ch El	W.S. Elev	Crit W.S.	E.G. Elev	E.G. Slope	Vel Chnl	Flow Area	Top Width	Froude # Chl
			(cfs)	(ft)	(ft)	(ft)	(ft)	(ft/ft)	(ft/s)	(sq ft)	(ft)	
Reach-1	146542	100_year_Future	5300.00	6981.88	6991.19	6987.98	6991.47	0.002328	5.82	1709.33	387.74	0.35
Reach-1	146542	500_year_Future	8500.00	6981.88	6994.53	6989.07	6994.76	0.001457	5.73	3811.56	627.27	0.29
Reach-1	146158	2_year_Future	63.00	6976.30	6977.80	6977.32	6977.92	0.006968	2.72	23.13	23.21	0.46
Reach-1	146158	5_year_Future	520.00	6976.30	6979.70		6980.45	0.011700	7.07	86.09	42.98	0.74
Reach-1	146158	10_year_Future	1100.00	6976.30	6981.22		6982.37	0.010974	9.11	162.91	58.88	0.77
Reach-1	146158	25_year_Future	2900.00	6976.30	6984.87		6986.25	0.007905	11.43	427.93	94.62	0.72
Reach-1	146158	50_year_Future	4100.00	6976.30	6986.02		6987.96	0.008254	12.99	585.08	107.98	0.76
Reach-1	146158	100_year_Future	5300.00	6976.30	6987.81		6989.54	0.007032	13.34	745.42	119.02	0.72
Reach-1	146158	500_year_Future	8500.00	6976.30	6989.95		6992.84	0.008485	16.72	1046.36	183.40	0.81
Reach-1	145942	2_year_Future	63.00	6974.05	6974.96	6974.94	6975.31	0.024892	4.75	13.25	17.86	0.97
Reach-1	145942	5_year_Future	520.00	6974.05	6977.73		6978.36	0.007901	6.33	82.91	31.59	0.67
Reach-1	145942	10_year_Future	1100.00	6974.05	6979.55		6980.49	0.006654	7.83	149.26	44.97	0.66
Reach-1	145942	25_year_Future	2900.00	6974.05	6983.88		6984.97	0.004086	9.59	441.85	99.65	0.58
Reach-1	145942	50_year_Future	4100.00	6974.05	6984.29		6986.40	0.006239	12.41	504.68	108.73	0.73
Reach-1	145942	100_year_Future	5300.00	6974.05	6984.88		6987.81	0.008088	14.74	572.24	117.71	0.84
Reach-1	145942	500_year_Future	8500.00	6974.05	6987.41	6987.41	6991.00	0.007956	17.07	917.23	154.49	0.86
Reach-1	145615	2_year_Future	63.00	6970.00	6971.56	6971.13	6971.75	0.005955	3.52	17.90	15.43	0.58
Reach-1	145615	5_year_Future	520.00	6970.00	6973.59	6973.59	6974.98	0.013405	9.47	56.43	21.94	0.99
Reach-1	145615	10_year_Future	1100.00	6970.00	6975.42	6975.42	6977.61	0.011061	11.99	101.60	27.45	0.98
Reach-1	145615	25_year_Future	2900.00	6970.00	6980.23	6980.23	6983.18	0.006225	14.43	325.58	111.18	0.83
Reach-1	145615	50_year_Future	4100.00	6970.00	6982.90	6982.90	6984.83	0.003598	12.94	838.65	282.21	0.65
Reach-1	145615	100_year_Future	5300.00	6970.00	6983.85	6983.85	6985.80	0.003685	13.77	1135.82	341.68	0.67
Reach-1	145615	500_year_Future	8500.00	6970.00	6984.22	6985.72	6988.36	0.007670	20.50	1266.18	384.59	0.98
Reach-1	145247	2_year_Future	63.00	6968.00	6968.85	6968.62	6968.98	0.009582	2.92	21.58	29.85	0.60
Reach-1	145247	5_year_Future	520.00	6968.00	6970.95	6970.20	6971.33	0.006054	4.96	105.81	50.21	0.58
Reach-1	145247	10_year_Future	1100.00	6968.00	6972.06	6971.29	6972.81	0.007009	6.97	167.97	61.42	0.67
Reach-1	145247	25_year_Future	2900.00	6968.00	6977.69	6973.71	6977.89	0.058483	19.42	157.33	59.65	1.91
Reach-1	145247	50_year_Future	4100.00	6968.00	6972.43	6975.51	6980.69	0.068100	23.27	191.47	65.88	2.12
Reach-1	145247	100_year_Future	5300.00	6968.00	6973.36	6976.34	6981.77	0.052519	23.68	259.62	81.13	1.93
Reach-1	145247	500_year_Future	8500.00	6968.00	6975.56	6977.79	6982.94	0.030554	23.33	600.57	231.00	1.57
Reach-1	144811	2_year_Future	63.00	6964.00	6965.01	6964.63	6965.10	0.008239	2.41	26.13	30.70	0.46
Reach-1	144811	5_year_Future	520.00	6964.00	6966.41	6966.41	6966.97	0.019336	6.24	109.54	126.91	0.80
Reach-1	144811	10_year_Future	1100.00	6964.00	6967.15	6967.15	6967.94	0.020535	7.96	208.31	140.80	0.87
Reach-1	144811	25_year_Future	2900.00	6964.00	6968.81	6968.81	6969.71	0.015418	9.59	593.80	355.90	0.82
Reach-1	144811	50_year_Future	4100.00	6964.00	6969.35	6969.35	6970.36	0.016305	10.69	791.85	372.28	0.86
Reach-1	144811	100_year_Future	5300.00	6964.00	6969.76	6969.76	6970.91	0.017675	11.75	946.77	383.55	0.91
Reach-1	144811	500_year_Future	8500.00	6964.00	6970.68	6970.68	6972.11	0.019586	13.79	1310.30	406.78	0.98
Reach-1	144433	2_year_Future	63.00	6958.00	6958.57	6958.57	6958.75	0.051199	3.41	18.50	51.27	1.00
Reach-1	144433	5_year_Future	520.00	6958.00	6959.95	6959.53	6960.13	0.011964	3.44	151.68	140.88	0.58
Reach-1	144433	10_year_Future	1100.00	6958.00	6960.94	6960.11	6961.15	0.006062	3.74	303.87	162.33	0.46
Reach-1	144433	25_year_Future	2900.00	6958.00	6962.96	6961.24	6963.30	0.003967	4.77	691.91	230.35	0.42
Reach-1	144433	50_year_Future	4100.00	6958.00	6963.85	6961.83	6964.27	0.003870	5.38	911.20	309.58	0.43
Reach-1	144433	100_year_Future	5300.00	6958.00	6964.61	6962.44	6965.09	0.003782	5.84	1192.66	384.27	0.43
Reach-1	144433	500_year_Future	8500.00	6958.00	6966.22	6963.76	6966.78	0.003469	6.60	1625.67	398.08	0.43
Reach-1	143967	2_year_Future	63.00	6952.00	6953.77	6952.88	6953.83	0.002972	1.87	33.64	26.51	0.29
Reach-1	143967	5_year_Future	520.00	6952.00	6956.22		6956.50	0.005458	4.20	124.83	52.71	0.45
Reach-1	143967	10_year_Future	1100.00	6952.00	6957.19		6957.81	0.008429	6.36	189.21	80.75	0.59
Reach-1	143967	25_year_Future	2900.00	6952.00	6958.88	6958.88	6960.18	0.012366	9.92	411.86	173.12	0.76
Reach-1	143967	50_year_Future	4100.00	6952.00	6959.64	6959.64	6961.15	0.012925	11.06	549.19	186.76	0.79
Reach-1	143967	100_year_Future	5300.00	6952.00	6960.26	6960.26	6961.96	0.013547	12.10	667.47	197.75	0.82
Reach-1	143967	500_year_Future	8500.00	6952.00	6961.59	6961.59	6963.71	0.014502	14.11	946.07	221.41	0.88
Reach-1	143536	2_year_Future	63.00	6950.00	6950.62	6950.62	6950.83	0.030873	3.69	17.09	40.26	1.00
Reach-1	143536	5_year_Future	520.00	6950.00	6951.76	6951.76	6952.40	0.019886	6.55	93.69	109.91	0.98
Reach-1	143536	10_year_Future	1100.00	6950.00	6952.80	6952.80	6953.29	0.013332	7.34	234.59	193.01	0.86
Reach-1	143536	25_year_Future	2900.00	6950.00	6954.54	6953.88	6955.13	0.006353	7.68	705.53	293.78	0.66
Reach-1	143536	50_year_Future	4100.00	6950.00	6955.50	6954.50	6956.07	0.005056	7.86	1008.68	337.05	0.61
Reach-1	143536	100_year_Future	5300.00	6950.00	6956.40	6955.04	6956.93	0.004104	7.89	1329.18	376.46	0.57
Reach-1	143536	500_year_Future	8500.00	6950.00	6958.53	6956.11	6958.98	0.002620	7.71	2334.97	582.19	0.48
Reach-1	143112	2_year_Future	63.00	6944.00	6944.89	6944.57	6944.97	0.005888	2.36	27.08	38.42	0.48
Reach-1	143112	5_year_Future	520.00	6944.00	6946.66	6945.99	6947.07	0.008034	5.31	112.82	58.19	0.59
Reach-1	143112	10_year_Future	1100.00	6944.00	6947.55	6947.10	6948.44	0.009064	7.97	169.16	69.15	0.76
Reach-1	143112	25_year_Future	2900.00	6944.00	6949.47	6949.47	6951.42	0.011736	12.23	327.44	95.31	0.93
Reach-1	143112	50_year_Future	4100.00	6944.00	6950.81	6950.61	6952.86	0.010982	13.47	443.99	109.32	0.93
Reach-1	143112	100_year_Future	5300.00	6944.00	6951.57	6951.57	6954.09	0.010628	14.53	554.12	121.67	0.94
Reach-1	143112	500_year_Future	8500.00	6944.00	6953.75	6953.75	6956.79	0.009810	16.57	884.67	166.23	0.94
Reach-1	142637	2_year_Future	74.00	6940.00	6940.81	6940.63	6940.96	0.012247	3.10	23.88	36.30	0.67
Reach-1	142637	5_year_Future	580.00	6940.00	6942.31	6942.07	6942.95	0.012734	6.41	91.96	53.20	0.82
Reach-1	142637	10_year_Future	1200.00	6940.00	6943.85		6944.62	0.007142	7.13	185.99	73.22	0.68
Reach-1	142637	25_year_Future	3200.00	6940.00	6945.81	6945.88	6946.94	0.007160	9.64	641.81	402.40	0.73
Reach-1	142637	50_year_Future	4400.00	6940.00	6946.11	6946.54	6947.70	0.009978	11.79	769.38	454.12	0.87
Reach-1	142637	100_year_Future	5700.00	6940.00	6946.38	6947.05	6948.42	0.012695	13.73	900.77	501.78	0.99

HEC-RAS Plan: UMC Future River: Monument Creek Reach: Reach-1 (Continued)

Reach	River Sta	Profile	Q Total	Min Ch El	W.S. Elev	Crit W.S.	E.G. Elev	E.G. Slope	Vel Chnl	Flow Area	Top Width	Froude # Chl
			(cfs)	(ft)	(ft)	(ft)	(ft)	(ft/ft)	(ft/s)	(sq ft)	(ft)	
Reach-1	142637	500_year_Future	9200.00	6940.00	6948.88	6947.97	6950.18	0.020375	18.34	1170.17	587.53	1.27
Reach-1	142157	2_year_Future	74.00	6936.13	6937.66		6937.74	0.004162	2.27	32.63	35.10	0.41
Reach-1	142157	5_year_Future	580.00	6936.13	6939.68		6939.93	0.003521	4.32	209.59	207.03	0.46
Reach-1	142157	10_year_Future	1200.00	6936.13	6939.96	6939.96	6940.67	0.009464	7.56	273.76	249.29	0.76
Reach-1	142157	25_year_Future	3200.00	6936.13	6941.71	6941.29	6942.23	0.005736	7.96	943.51	516.69	0.64
Reach-1	142157	50_year_Future	4400.00	6936.13	6942.23	6941.77	6942.81	0.006079	8.78	1244.68	657.09	0.67
Reach-1	142157	100_year_Future	5700.00	6936.13	6942.51	6942.24	6943.23	0.007505	10.09	1439.98	741.41	0.75
Reach-1	142157	500_year_Future	9200.00	6936.13	6943.22	6943.22	6944.10	0.008984	11.95	2039.18	932.46	0.84
Reach-1	141674	2_year_Future	74.00	6932.00	6933.20	6933.20	6933.65	0.024939	5.39	13.73	15.23	1.00
Reach-1	141674	5_year_Future	580.00	6932.00	6935.64	6935.64	6936.44	0.021098	7.19	80.71	51.58	1.01
Reach-1	141674	10_year_Future	1200.00	6932.00	6937.00	6936.71	6937.25	0.004674	4.81	506.07	535.53	0.52
Reach-1	141674	25_year_Future	3200.00	6932.00	6937.46		6938.18	0.013231	9.00	773.70	643.18	0.90
Reach-1	141674	50_year_Future	4400.00	6932.00	6937.81		6938.58	0.013534	9.77	1011.98	725.71	0.93
Reach-1	141674	100_year_Future	5700.00	6932.00	6938.30		6938.94	0.010575	9.43	1396.43	838.82	0.84
Reach-1	141674	500_year_Future	9200.00	6932.00	6939.19	6938.87	6939.75	0.008230	9.54	2215.38	943.35	0.76
Reach-1	141565	2_year_Future	74.00	6928.79	6931.60	6930.02	6931.64	0.000551	1.46	52.15	24.78	0.17
Reach-1	141565	5_year_Future	580.00	6928.79	6934.89	6932.13	6935.13	0.001383	4.19	237.45	235.83	0.31
Reach-1	141565	10_year_Future	1200.00	6928.79	6933.84	6933.84	6935.88	0.014163	11.67	113.60	30.06	0.96
Reach-1	141565	25_year_Future	3200.00	6928.79	6936.65	6936.65	6937.34	0.004905	9.46	989.16	758.05	0.62
Reach-1	141565	50_year_Future	4400.00	6928.79	6937.45	6937.01	6937.77	0.002844	7.72	1848.19	864.87	0.46
Reach-1	141565	100_year_Future	5700.00	6928.79	6937.93	6937.21	6938.24	0.002827	8.00	2280.63	919.45	0.46
Reach-1	141565	500_year_Future	9200.00	6928.79	6938.79	6937.89	6939.12	0.003126	8.96	3076.93	935.15	0.51
Reach-1	141506		Culvert									
Reach-1	141453	2_year_Future	74.00	6926.67	6928.74	6927.89	6928.81	0.002047	2.17	34.42	23.03	0.31
Reach-1	141453	5_year_Future	580.00	6926.67	6932.13	6930.01	6932.54	0.002497	5.19	126.15	31.03	0.41
Reach-1	141453	10_year_Future	1200.00	6926.67	6932.87	6931.74	6934.15	0.006634	9.28	150.66	140.36	0.69
Reach-1	141453	25_year_Future	3200.00	6926.67	6935.34	6935.17	6936.04	0.004062	9.23	1160.01	774.86	0.57
Reach-1	141453	50_year_Future	4400.00	6926.67	6936.58	6935.64	6936.77	0.001526	6.22	2606.03	852.90	0.36
Reach-1	141453	100_year_Future	5700.00	6926.67	6936.83	6936.01	6936.93	0.002451	7.91	2648.56	854.84	0.45
Reach-1	141453	500_year_Future	9200.00	6926.67	6937.66	6936.39	6938.01	0.002849	9.14	3552.02	894.85	0.50
Reach-1	141293	2_year_Future	74.00	6926.00	6928.57		6928.60	0.000792	1.18	62.59	36.72	0.16
Reach-1	141293	5_year_Future	580.00	6926.00	6931.99		6932.06	0.001549	2.04	284.30	122.32	0.24
Reach-1	141293	10_year_Future	1200.00	6926.00	6933.23		6933.27	0.000709	1.83	1082.02	701.81	0.17
Reach-1	141293	25_year_Future	3200.00	6926.00	6935.53		6935.56	0.000367	1.84	2840.64	793.05	0.13
Reach-1	141293	50_year_Future	4400.00	6926.00	6936.56		6936.59	0.000324	1.93	3663.51	812.70	0.13
Reach-1	141293	100_year_Future	5700.00	6926.00	6936.59		6936.65	0.000531	2.47	3692.89	813.40	0.17
Reach-1	141293	500_year_Future	9200.00	6926.00	6937.58		6937.66	0.000750	3.23	4501.65	832.24	0.20
Reach-1	140841	2_year_Future	74.00	6926.00	6927.16	6927.16	6927.52	0.027144	4.79	15.44	22.09	1.01
Reach-1	140841	5_year_Future	580.00	6926.00	6929.13	6929.13	6930.26	0.018977	8.51	68.13	30.65	1.01
Reach-1	140841	10_year_Future	1200.00	6926.00	6930.59	6930.59	6932.23	0.017069	10.25	117.10	36.39	1.01
Reach-1	140841	25_year_Future	3200.00	6926.00	6933.75	6933.75	6934.99	0.007663	10.06	532.63	227.66	0.74
Reach-1	140841	50_year_Future	4400.00	6926.00	6933.95	6933.95	6935.96	0.012200	12.97	577.40	231.94	0.94
Reach-1	140841	100_year_Future	5700.00	6926.00	6935.25	6935.25	6936.02	0.005080	9.55	1632.37	871.96	0.62
Reach-1	140841	500_year_Future	9200.00	6926.00	6935.86	6935.86	6936.81	0.006657	11.53	2161.46	875.75	0.72
Reach-1	140333	2_year_Future	74.00	6922.00	6924.31	6923.27	6924.35	0.001347	1.89	98.11	258.71	0.25
Reach-1	140333	5_year_Future	580.00	6922.00	6925.52	6924.81	6925.59	0.002146	3.38	450.89	319.98	0.34
Reach-1	140333	10_year_Future	1200.00	6922.00	6926.37	6925.22	6926.45	0.002253	4.09	739.26	354.91	0.37
Reach-1	140333	25_year_Future	3200.00	6922.00	6928.08	6926.11	6928.24	0.003514	6.52	1534.91	698.42	0.49
Reach-1	140333	50_year_Future	4400.00	6922.00	6928.63	6926.49	6928.79	0.003414	6.84	1917.92	715.30	0.49
Reach-1	140333	100_year_Future	5700.00	6922.00	6929.13	6926.88	6929.31	0.003415	7.21	2289.38	741.26	0.49
Reach-1	140333	500_year_Future	9200.00	6922.00	6930.33	6927.08	6930.53	0.003391	8.02	3197.52	808.82	0.51
Reach-1	139841	2_year_Future	74.00	6922.00	6922.31	6922.31	6922.47	0.036507	3.16	23.39	78.59	1.02
Reach-1	139841	5_year_Future	580.00	6922.00	6923.77		6923.96	0.005676	3.55	163.46	114.26	0.52
Reach-1	139841	10_year_Future	1200.00	6922.00	6924.76		6925.01	0.003886	4.05	365.00	331.55	0.47
Reach-1	139841	25_year_Future	3200.00	6922.00	6926.15		6926.49	0.003558	5.30	1072.24	620.23	0.48
Reach-1	139841	50_year_Future	4400.00	6922.00	6926.62		6927.00	0.003769	5.90	1363.74	627.34	0.51
Reach-1	139841	100_year_Future	5700.00	6922.00	6927.06		6927.49	0.003899	6.42	1644.28	632.63	0.53
Reach-1	139841	500_year_Future	9200.00	6922.00	6928.11		6928.66	0.004134	7.58	2321.89	712.00	0.56
Reach-1	139545	2_year_Future	74.00	6918.08	6920.28	6919.18	6920.33	0.001289	1.73	43.53	34.32	0.25
Reach-1	139545	5_year_Future	580.00	6918.08	6922.57	6921.18	6922.85	0.002641	4.59	217.10	206.56	0.42
Reach-1	139545	10_year_Future	1200.00	6918.08	6923.30	6922.89	6923.78	0.004262	6.56	424.95	359.16	0.54
Reach-1	139545	25_year_Future	3200.00	6918.08	6924.76	6924.38	6925.27	0.004701	8.30	1162.93	648.99	0.60
Reach-1	139545	50_year_Future	4400.00	6918.08	6925.28	6924.94	6925.76	0.004626	8.71	1503.63	653.40	0.60
Reach-1	139545	100_year_Future	5700.00	6918.08	6925.79	6925.25	6926.25	0.004513	9.04	1833.19	655.87	0.60
Reach-1	139545	500_year_Future	9200.00	6918.08	6926.88	6925.91	6927.36	0.004518	9.96	2550.25	661.20	0.62
Reach-1	139115	2_year_Future	74.00	6918.00	6918.57	6918.57	6918.78	0.031273	3.66	20.20	48.47	1.00
Reach-1	139115	5_year_Future	580.00	6918.00	6919.72	6919.72	6920.31	0.022271	6.19	93.70	79.26	1.00
Reach-1	139115	10_year_Future	1200.00	6918.00	6920.52	6920.52	6920.98	0.011078	6.04	340.76	428.08	0.77
Reach-1	139115	25_year_Future	3200.00	6918.00	6921.36	6921.36	6922.07	0.013195	8.40	735.78	505.02	0.89
Reach-1	139115	50_year_Future	4400.00	6918.00	6921.74	6921.74	6922.55	0.013594	9.29	933.39	538.38	0.92

HEC-RAS Plan: UMC Future River: Monument Creek Reach: Reach-1 (Continued)

Reach	River Sta	Profile	Q Total	Min Ch El	W.S. Elev	Crit W.S.	E.G. Elev	E.G. Slope	Vel Chnl	Flow Area	Top Width	Froude # Chl
			(cfs)	(ft)	(ft)	(ft)	(ft)	(ft/ft)	(ft/s)	(sq ft)	(ft)	
Reach-1	139115	100_year_Future	5700.00	6918.00	6922.05	6922.05	6922.99	0.014695	10.28	1100.71	551.21	0.97
Reach-1	139115	500_year_Future	9200.00	6918.00	6922.79	6922.79	6924.00	0.015688	12.09	1522.44	582.27	1.04
Reach-1	137338	2_year_Future	74.00	6906.00	6915.36	6906.06	6915.36	0.000000	0.01	9187.79	1086.62	0.00
Reach-1	137338	5_year_Future	580.00	6906.00	6916.35	6906.23	6916.35	0.000000	0.06	10284.90	1120.46	0.00
Reach-1	137338	10_year_Future	1200.00	6906.00	6917.17	6906.38	6917.17	0.000000	0.11	11200.45	1138.83	0.01
Reach-1	137338	25_year_Future	3200.00	6906.00	6919.06	6906.73	6919.06	0.000001	0.24	13423.44	1211.54	0.01
Reach-1	137338	50_year_Future	4400.00	6906.00	6919.97	6906.91	6919.97	0.000002	0.31	14538.48	1232.95	0.02
Reach-1	137338	100_year_Future	5700.00	6906.00	6920.83	6907.07	6920.83	0.000003	0.38	15604.97	1243.47	0.02
Reach-1	137338	500_year_Future	9200.00	6906.00	6922.78	6907.48	6922.78	0.000005	0.54	18045.51	1265.36	0.02
Reach-1	137157		Inl Struct									
Reach-1	136796	2_year_Future	55.00	6880.00	6880.61		6880.62	0.001099	0.86	64.16	110.39	0.20
Reach-1	136796	5_year_Future	160.00	6880.00	6881.30		6881.32	0.000681	1.13	143.49	119.68	0.18
Reach-1	136796	10_year_Future	430.00	6880.00	6882.50		6882.54	0.000509	1.52	296.28	134.54	0.17
Reach-1	136796	25_year_Future	2200.00	6880.00	6886.72		6886.83	0.000427	2.72	926.51	160.26	0.19
Reach-1	136796	50_year_Future	3400.00	6880.00	6888.53		6888.69	0.000444	3.25	1224.71	169.22	0.20
Reach-1	136796	100_year_Future	4600.00	6880.00	6890.09		6890.28	0.000448	3.86	1495.45	177.85	0.20
Reach-1	136796	500_year_Future	7800.00	6880.00	6893.95		6894.21	0.000407	4.33	2224.54	198.52	0.20
Reach-1	136675	2_year_Future	55.00	6878.00	6880.42		6880.45	0.001667	1.39	39.78	44.69	0.26
Reach-1	136675	5_year_Future	160.00	6878.00	6881.07	6880.26	6881.16	0.002379	2.37	70.08	48.90	0.33
Reach-1	136675	10_year_Future	430.00	6878.00	6882.15		6882.36	0.002905	3.71	126.61	55.37	0.40
Reach-1	136675	25_year_Future	2200.00	6878.00	6885.60		6886.46	0.004269	7.83	348.90	73.75	0.56
Reach-1	136675	50_year_Future	3400.00	6878.00	6886.77		6888.18	0.005480	9.97	439.07	80.01	0.65
Reach-1	136675	100_year_Future	4600.00	6878.00	6887.59		6889.60	0.006871	11.99	506.16	84.36	0.74
Reach-1	136675	500_year_Future	7800.00	6878.00	6888.97	6888.97	6892.96	0.011203	17.01	628.42	91.77	0.97
Reach-1	136282	2_year_Future	55.00	6878.00	6878.51	6878.51	6878.69	0.033427	3.39	16.21	45.86	1.01
Reach-1	136282	5_year_Future	160.00	6878.00	6879.00		6879.23	0.015105	3.88	43.27	66.24	0.77
Reach-1	136282	10_year_Future	430.00	6878.00	6881.95		6881.99	0.000381	1.74	390.33	151.56	0.16
Reach-1	136282	25_year_Future	2200.00	6878.00	6885.49		6885.65	0.000794	3.93	995.15	188.28	0.26
Reach-1	136282	50_year_Future	3400.00	6878.00	6886.78		6887.04	0.001039	5.01	1247.18	204.77	0.30
Reach-1	136282	100_year_Future	4600.00	6878.00	6887.76		6888.13	0.001271	5.96	1455.85	218.40	0.34
Reach-1	136282	500_year_Future	7800.00	6878.00	6889.70	6884.96	6890.42	0.001946	8.34	2062.03	427.27	0.43
Reach-1	136180	2_year_Future	55.00	6872.98	6875.18	6875.10	6875.64	0.021009	5.44	10.12	9.14	0.90
Reach-1	136180	5_year_Future	160.00	6872.98	6878.69	6876.23	6878.88	0.001357	3.55	59.43	19.48	0.29
Reach-1	136180	10_year_Future	430.00	6872.98	6881.58	6878.16	6881.85	0.001281	4.76	237.27	126.35	0.31
Reach-1	136180	25_year_Future	2200.00	6872.98	6883.69	6883.69	6885.10	0.006914	13.05	567.94	181.11	0.74
Reach-1	136180	50_year_Future	3400.00	6872.98	6884.93	6884.93	6886.44	0.007508	14.74	807.52	203.68	0.79
Reach-1	136180	100_year_Future	4600.00	6872.98	6885.68	6885.68	6887.44	0.008808	16.89	960.73	207.29	0.86
Reach-1	136180	500_year_Future	7800.00	6872.98	6888.53	6888.53	6889.90	0.006668	16.82	2092.29	562.54	0.78
Reach-1	136150		Culvert									
Reach-1	136121	2_year_Future	55.00	6871.57	6874.26	6873.69	6874.48	0.006317	3.77	14.92	10.51	0.53
Reach-1	136121	5_year_Future	160.00	6871.57	6875.25	6874.82	6875.93	0.010287	6.64	26.74	13.22	0.73
Reach-1	136121	10_year_Future	430.00	6871.57	6876.75	6876.75	6878.51	0.015185	10.93	49.54	17.38	0.95
Reach-1	136121	25_year_Future	2200.00	6871.57	6882.27	6882.27	6883.69	0.006968	13.09	565.86	180.88	0.74
Reach-1	136121	50_year_Future	3400.00	6871.57	6883.52	6883.52	6885.03	0.007534	14.76	806.38	203.62	0.79
Reach-1	136121	100_year_Future	4600.00	6871.57	6884.29	6884.29	6886.03	0.008705	16.81	964.84	207.17	0.86
Reach-1	136121	500_year_Future	7800.00	6871.57	6885.20	6885.20	6888.48	0.016040	23.72	1160.02	222.87	1.18
Reach-1	135934	2_year_Future	55.00	6872.00	6872.78		6872.92	0.010739	3.00	18.35	26.49	0.63
Reach-1	135934	5_year_Future	160.00	6872.00	6873.36		6873.70	0.011888	4.69	34.96	30.81	0.74
Reach-1	135934	10_year_Future	430.00	6872.00	6874.30	6874.07	6875.06	0.012914	7.09	67.78	41.91	0.84
Reach-1	135934	25_year_Future	2200.00	6872.00	6876.28	6877.58	6880.43	0.032703	17.31	180.05	68.04	1.49
Reach-1	135934	50_year_Future	3400.00	6872.00	6877.86	6879.06	6881.99	0.022740	17.89	300.88	82.82	1.31
Reach-1	135934	100_year_Future	4600.00	6872.00	6879.49	6880.35	6883.27	0.015918	17.66	448.27	99.78	1.14
Reach-1	135934	500_year_Future	7800.00	6872.00	6882.66	6883.77	6886.07	0.010288	18.01	1156.46	487.32	0.98
Reach-1	135696	2_year_Future	55.00	6868.00	6868.72	6868.72	6869.02	0.027777	4.41	12.48	20.71	1.00
Reach-1	135696	5_year_Future	160.00	6868.00	6869.34	6869.34	6869.94	0.021804	6.21	26.61	24.44	0.99
Reach-1	135696	10_year_Future	430.00	6868.00	6870.46	6870.46	6871.53	0.016915	8.44	57.63	31.09	0.97
Reach-1	135696	25_year_Future	2200.00	6868.00	6874.44	6874.44	6876.24	0.009613	12.35	319.34	92.95	0.87
Reach-1	135696	50_year_Future	3400.00	6868.00	6875.62	6875.71	6878.01	0.010910	14.75	432.69	99.66	0.95
Reach-1	135696	100_year_Future	4600.00	6868.00	6876.28	6876.84	6879.58	0.013971	17.65	499.25	103.81	1.09
Reach-1	135696	500_year_Future	7800.00	6868.00	6878.64	6880.51	6883.09	0.014419	21.25	808.26	218.96	1.15
Reach-1	135244	2_year_Future	55.00	6864.00	6864.93	6864.40	6864.96	0.001812	1.35	40.80	51.72	0.27
Reach-1	135244	5_year_Future	160.00	6864.00	6865.84	6864.79	6865.71	0.001771	2.03	80.41	59.12	0.29
Reach-1	135244	10_year_Future	430.00	6864.00	6866.60	6865.43	6866.94	0.001792	3.00	155.55	70.80	0.33
Reach-1	135244	25_year_Future	2200.00	6864.00	6870.58	6867.90	6871.02	0.001934	5.64	582.43	199.63	0.39
Reach-1	135244	50_year_Future	3400.00	6864.00	6872.42	6869.15	6872.84	0.001512	5.89	1026.53	283.55	0.36
Reach-1	135244	100_year_Future	4600.00	6864.00	6874.00	6870.51	6874.45	0.001157	5.83	1556.53	353.45	0.33
Reach-1	135244	500_year_Future	7800.00	6864.00	6876.45	6872.49	6876.86	0.001140	6.67	2478.51	410.34	0.34
Reach-1	134824	2_year_Future	55.00	6862.00	6862.70	6862.70	6862.99	0.028914	4.34	12.68	22.00	1.01
Reach-1	134824	5_year_Future	160.00	6862.00	6863.31	6863.31	6863.81	0.024363	5.68	28.18	28.69	1.01

HEC-RAS Plan: UMC Future River: Monument Creek Reach: Reach-1 (Continued)

Reach	River Sta	Profile	Q Total	Min Ch El	W.S. Elev	Crit W.S.	E.G. Elev	E.G. Slope	Vel Chnl	Flow Area	Top Width	Froude # Chl
			(cfs)	(ft)	(ft)	(ft)	(ft)	(ft/ft)	(ft/s)	(sq ft)	(ft)	
Reach-1	134824	10_year_Future	430.00	6862.00	6864.24	6864.24	6865.12	0.018306	7.58	59.77	39.07	0.97
Reach-1	134824	25_year_Future	2200.00	6862.00	6867.66		6869.32	0.010248	11.32	266.82	73.75	0.87
Reach-1	134824	50_year_Future	3400.00	6862.00	6869.94		6871.56	0.006556	11.49	454.15	102.79	0.74
Reach-1	134824	100_year_Future	4600.00	6862.00	6872.19		6873.52	0.004190	10.92	786.34	189.02	0.61
Reach-1	134824	500_year_Future	7800.00	6862.00	6874.28		6875.89	0.004513	12.90	1209.86	220.60	0.66
Reach-1	134357	2_year_Future	55.00	6853.14	6860.45	6855.52	6860.45	0.000020	0.38	167.58	63.05	0.03
Reach-1	134357	5_year_Future	160.00	6853.14	6862.03	6856.78	6862.04	0.000047	0.74	275.79	73.55	0.06
Reach-1	134357	10_year_Future	430.00	6853.14	6863.48	6858.22	6863.51	0.000141	1.50	387.70	81.29	0.10
Reach-1	134357	25_year_Future	2200.00	6853.14	6867.96	6861.44	6868.20	0.000568	4.23	745.17	132.75	0.22
Reach-1	134357	50_year_Future	3400.00	6853.14	6870.04	6862.92	6870.41	0.000738	5.40	910.84	190.43	0.26
Reach-1	134357	100_year_Future	4600.00	6853.14	6872.09	6864.10	6872.54	0.000776	6.09	1695.24	382.96	0.27
Reach-1	134357	500_year_Future	7800.00	6853.14	6873.82	6866.62	6874.62	0.001302	8.47	2435.07	474.42	0.36
Reach-1	134306		Bridge									
Reach-1	134261	2_year_Future	55.00	6857.01	6859.38	6859.38	6859.96	0.027413	6.11	9.00	7.80	0.99
Reach-1	134261	5_year_Future	160.00	6857.01	6860.66	6860.66	6861.50	0.023513	7.34	21.81	12.76	0.99
Reach-1	134261	10_year_Future	430.00	6857.01	6862.08	6862.08	6862.94	0.021777	7.44	57.82	33.87	1.00
Reach-1	134261	25_year_Future	2200.00	6857.01	6865.31	6865.31	6867.28	0.013504	11.57	233.64	69.52	0.94
Reach-1	134261	50_year_Future	3400.00	6857.01	6866.76	6866.76	6869.25	0.012354	13.22	341.15	79.29	0.94
Reach-1	134261	100_year_Future	4600.00	6857.01	6867.93	6867.93	6870.89	0.011922	14.59	436.80	83.25	0.95
Reach-1	134261	500_year_Future	7800.00	6857.01	6869.99	6869.99	6874.61	0.013919	18.59	614.88	90.09	1.07
Reach-1	133652	2_year_Future	140.00	6852.00	6853.83	6852.86	6853.85	0.000897	1.12	124.47	122.00	0.20
Reach-1	133652	5_year_Future	330.00	6852.00	6854.47	6853.29	6854.51	0.001078	1.55	213.89	159.51	0.23
Reach-1	133652	10_year_Future	490.00	6852.00	6854.83	6853.55	6854.89	0.001117	1.83	275.82	180.94	0.24
Reach-1	133652	25_year_Future	2400.00	6852.00	6857.42	6855.06	6857.58	0.001134	3.34	912.82	281.80	0.28
Reach-1	133652	50_year_Future	3700.00	6852.00	6858.66	6855.74	6858.87	0.001076	3.84	1271.21	293.98	0.29
Reach-1	133652	100_year_Future	5100.00	6852.00	6859.75	6856.42	6860.00	0.001076	4.32	1595.64	304.59	0.29
Reach-1	133652	500_year_Future	8700.00	6852.00	6861.82	6857.63	6862.20	0.001171	5.40	2239.24	315.30	0.32
Reach-1	133210	2_year_Future	140.00	6852.00	6852.44	6852.44	6852.86	0.033492	3.84	36.48	85.91	1.04
Reach-1	133210	5_year_Future	330.00	6852.00	6852.78	6852.78	6853.16	0.025780	4.94	66.88	89.19	1.00
Reach-1	133210	10_year_Future	490.00	6852.00	6853.01	6853.01	6853.50	0.023331	5.61	87.81	91.38	1.00
Reach-1	133210	25_year_Future	2400.00	6852.00	6854.84	6854.84	6856.20	0.016392	9.45	267.45	104.81	0.99
Reach-1	133210	50_year_Future	3700.00	6852.00	6855.79	6855.79	6857.54	0.014409	10.77	370.21	111.26	0.98
Reach-1	133210	100_year_Future	5100.00	6852.00	6856.87	6856.87	6858.73	0.011176	11.23	547.18	179.81	0.90
Reach-1	133210	500_year_Future	8700.00	6852.00	6858.94		6860.94	0.008199	12.19	1040.31	308.58	0.82
Reach-1	132710	2_year_Future	140.00	6848.00	6848.95	6848.53	6849.02	0.002196	2.03	69.02	84.32	0.40
Reach-1	132710	5_year_Future	330.00	6848.00	6849.51	6848.91	6849.63	0.002293	2.78	118.79	93.70	0.43
Reach-1	132710	10_year_Future	490.00	6848.00	6849.85	6849.15	6850.01	0.002302	3.26	151.16	97.50	0.45
Reach-1	132710	25_year_Future	2400.00	6848.00	6852.36	6850.98	6852.93	0.002309	6.11	424.97	118.81	0.53
Reach-1	132710	50_year_Future	3700.00	6848.00	6853.19	6851.88	6854.10	0.002943	7.79	525.49	124.83	0.62
Reach-1	132710	100_year_Future	5100.00	6848.00	6854.01	6852.75	6855.26	0.003315	9.16	632.10	139.09	0.67
Reach-1	132710	500_year_Future	8700.00	6848.00	6855.13	6854.70	6857.85	0.005266	12.99	818.54	196.15	0.87
Reach-1	132340	2_year_Future	140.00	6846.00	6846.71	6846.71	6847.00	0.026526	4.32	32.42	56.60	1.01
Reach-1	132340	5_year_Future	330.00	6846.00	6847.16	6847.16	6847.63	0.023787	5.51	60.34	68.40	1.00
Reach-1	132340	10_year_Future	490.00	6846.00	6847.44	6847.44	6848.04	0.021298	6.23	81.26	76.06	0.99
Reach-1	132340	25_year_Future	2400.00	6846.00	6849.73	6849.73	6851.15	0.013354	9.92	308.16	143.13	0.93
Reach-1	132340	50_year_Future	3700.00	6846.00	6851.09	6851.09	6852.34	0.008555	9.86	614.93	281.55	0.79
Reach-1	132340	100_year_Future	5100.00	6846.00	6851.56	6851.56	6853.22	0.010605	11.67	750.04	294.69	0.89
Reach-1	132340	500_year_Future	8700.00	6846.00	6853.15	6853.15	6854.90	0.009121	12.88	1289.97	358.66	0.86
Reach-1	132040	2_year_Future	140.00	6842.00	6843.03	6842.69	6843.12	0.005886	2.46	56.92	70.78	0.48
Reach-1	132040	5_year_Future	330.00	6842.00	6843.59	6843.11	6843.76	0.006158	3.32	99.31	81.24	0.53
Reach-1	132040	10_year_Future	490.00	6842.00	6843.91	6843.37	6844.15	0.006276	3.87	127.35	90.71	0.55
Reach-1	132040	25_year_Future	2400.00	6842.00	6846.18	6845.32	6846.83	0.005989	6.76	455.82	193.13	0.62
Reach-1	132040	50_year_Future	3700.00	6842.00	6847.25	6846.24	6848.04	0.005445	7.65	672.73	213.27	0.62
Reach-1	132040	100_year_Future	5100.00	6842.00	6848.20	6847.02	6849.12	0.005131	8.40	886.31	230.53	0.62
Reach-1	132040	500_year_Future	8700.00	6842.00	6850.47	6848.56	6851.84	0.004384	9.71	1461.54	309.47	0.61
Reach-1	131565	2_year_Future	140.00	6838.00	6838.75	6838.62	6838.95	0.014430	3.56	39.32	54.94	0.74
Reach-1	131565	5_year_Future	330.00	6838.00	6839.29	6839.08	6839.63	0.013060	4.74	69.63	58.66	0.77
Reach-1	131565	10_year_Future	490.00	6838.00	6839.66	6839.39	6840.10	0.012055	5.32	92.06	61.27	0.77
Reach-1	131565	25_year_Future	2400.00	6838.00	6842.55		6843.53	0.007975	7.97	307.14	101.73	0.72
Reach-1	131565	50_year_Future	3700.00	6838.00	6843.75		6845.02	0.007255	9.14	456.25	141.22	0.72
Reach-1	131565	100_year_Future	5100.00	6838.00	6844.95		6846.38	0.006285	9.83	633.73	151.95	0.70
Reach-1	131565	500_year_Future	8700.00	6838.00	6846.84		6848.97	0.006861	12.27	964.79	247.32	0.76
Reach-1	131077	2_year_Future	140.00	6834.00	6835.66		6835.77	0.003627	2.34	59.87	55.83	0.40
Reach-1	131077	5_year_Future	330.00	6834.00	6836.41		6836.58	0.003554	3.23	103.70	63.85	0.43
Reach-1	131077	10_year_Future	490.00	6834.00	6836.87		6837.09	0.003622	3.80	133.86	68.83	0.45
Reach-1	131077	25_year_Future	2400.00	6834.00	6840.25		6840.96	0.003536	6.96	456.04	161.38	0.52
Reach-1	131077	50_year_Future	3700.00	6834.00	6841.82		6842.64	0.003186	7.78	730.15	187.62	0.51
Reach-1	131077	100_year_Future	5100.00	6834.00	6843.08		6844.10	0.003293	8.81	1035.05	305.96	0.53
Reach-1	131077	500_year_Future	8700.00	6834.00	6845.94		6846.78	0.002296	8.94	2208.61	502.38	0.47
Reach-1	130643	2_year_Future	140.00	6832.00	6833.16	6832.90	6833.33	0.009626	3.35	41.84	47.78	0.63

HEC-RAS Plan: UMC Future River: Monument Creek Reach: Reach-1 (Continued)

Reach	River Sta	Profile	Q Total	Min Ch El	W.S. Elev	Crit W.S.	E.G. Elev	E.G. Slope	Vel Chnl	Flow Area	Top Width	Froude # Chl
			(cfs)	(ft)	(ft)	(ft)	(ft)	(ft/ft)	(ft/s)	(sq ft)	(ft)	
Reach-1	130643	5_year_Future	330.00	6832.00	6833.72		6834.08	0.010792	4.73	70.21	52.57	0.71
Reach-1	130643	10_year_Future	490.00	6832.00	6834.08		6834.56	0.010716	5.53	89.85	54.28	0.74
Reach-1	130643	25_year_Future	2400.00	6832.00	6836.82		6838.42	0.010396	10.25	255.92	67.02	0.85
Reach-1	130643	50_year_Future	3700.00	6832.00	6838.47		6840.41	0.008411	11.37	373.89	76.98	0.81
Reach-1	130643	100_year_Future	5100.00	6832.00	6842.42		6842.97	0.001652	7.02	1640.50	404.31	0.39
Reach-1	130643	500_year_Future	8700.00	6832.00	6845.52		6845.97	0.001173	7.08	3019.73	480.76	0.34
Reach-1	130367	2_year_Future	140.00	6830.00	6831.44		6831.54	0.004542	2.55	54.81	53.05	0.44
Reach-1	130367	5_year_Future	340.00	6830.00	6832.37		6832.51	0.003275	3.09	111.81	73.83	0.41
Reach-1	130367	10_year_Future	510.00	6830.00	6832.93		6833.12	0.002862	3.48	160.00	97.05	0.40
Reach-1	130367	25_year_Future	2500.00	6830.00	6837.12		6837.32	0.001104	4.29	1272.94	349.97	0.30
Reach-1	130367	50_year_Future	3800.00	6830.00	6839.21		6839.39	0.000765	4.30	2071.78	393.86	0.26
Reach-1	130367	100_year_Future	5200.00	6830.00	6842.54		6842.66	0.000366	3.70	3446.49	434.53	0.19
Reach-1	130367	500_year_Future	8800.00	6830.00	6845.53		6845.71	0.000424	4.83	4806.90	473.89	0.21
Reach-1	130255	2_year_Future	140.00	6829.08	6831.12	6830.22	6831.19	0.002169	2.18	84.25	45.09	0.32
Reach-1	130255	5_year_Future	340.00	6829.08	6832.03	6830.87	6832.18	0.002665	3.10	109.63	52.91	0.38
Reach-1	130255	10_year_Future	510.00	6829.08	6832.58	6831.31	6832.79	0.002895	3.67	139.07	55.64	0.41
Reach-1	130255	25_year_Future	2500.00	6829.08	6836.10	6834.08	6836.93	0.003660	7.31	352.22	63.99	0.53
Reach-1	130255	50_year_Future	3800.00	6829.08	6837.79	6835.34	6838.94	0.003646	8.62	462.97	67.23	0.55
Reach-1	130255	100_year_Future	5200.00	6829.08	6841.34	6836.51	6842.32	0.001877	7.99	713.88	74.06	0.42
Reach-1	130255	500_year_Future	8800.00	6829.08	6843.07	6839.18	6845.06	0.003209	11.49	1082.32	268.62	0.56
Reach-1	130185		Bridge									
Reach-1	130139	2_year_Future	140.00	6828.87	6830.23	6830.01	6830.46	0.011969	3.90	35.94	38.06	0.71
Reach-1	130139	5_year_Future	340.00	6828.87	6830.93	6830.67	6831.35	0.012223	5.21	65.27	45.32	0.77
Reach-1	130139	10_year_Future	510.00	6828.87	6831.37	6831.04	6831.91	0.012437	5.93	86.00	49.76	0.79
Reach-1	130139	25_year_Future	2500.00	6828.87	6834.03	6833.88	6835.80	0.012668	10.67	236.67	60.42	0.93
Reach-1	130139	50_year_Future	3800.00	6828.87	6835.20	6835.12	6837.65	0.012763	12.57	308.69	62.67	0.97
Reach-1	130139	100_year_Future	5200.00	6828.87	6836.31	6836.31	6839.42	0.012592	14.18	378.99	64.79	0.99
Reach-1	130139	500_year_Future	8800.00	6828.87	6838.99	6838.99	6843.31	0.011008	16.77	559.45	69.93	0.98
Reach-1	129900	2_year_Future	140.00	6826.00	6827.65	6827.31	6827.90	0.009658	3.97	35.23	30.43	0.65
Reach-1	129900	5_year_Future	340.00	6826.00	6828.52	6828.09	6828.94	0.008416	5.26	72.91	57.80	0.66
Reach-1	129900	10_year_Future	510.00	6826.00	6829.06		6829.56	0.007822	5.96	108.61	75.61	0.67
Reach-1	129900	25_year_Future	2500.00	6826.00	6832.44		6833.39	0.005682	9.16	462.88	115.00	0.67
Reach-1	129900	50_year_Future	3800.00	6826.00	6833.92		6835.07	0.005575	10.36	637.87	120.92	0.67
Reach-1	129900	100_year_Future	5200.00	6826.00	6835.31	6833.57	6836.63	0.005336	11.37	808.31	125.68	0.68
Reach-1	129900	500_year_Future	8800.00	6826.00	6838.30	6835.69	6840.03	0.004970	13.35	1199.82	136.92	0.69
Reach-1	129628	2_year_Future	140.00	6824.00	6825.77	6825.23	6825.95	0.005410	3.39	42.43	36.01	0.51
Reach-1	129628	5_year_Future	340.00	6824.00	6826.61	6825.99	6826.98	0.006196	4.97	81.07	57.74	0.58
Reach-1	129628	10_year_Future	510.00	6824.00	6827.10	6826.53	6827.61	0.006701	5.89	112.91	71.91	0.63
Reach-1	129628	25_year_Future	2500.00	6824.00	6830.22		6831.52	0.007799	10.56	390.52	98.34	0.77
Reach-1	129628	50_year_Future	3800.00	6824.00	6831.83		6833.25	0.007882	12.10	533.24	103.86	0.79
Reach-1	129628	100_year_Future	5200.00	6824.00	6832.98		6834.88	0.007416	13.33	677.25	109.16	0.80
Reach-1	129628	500_year_Future	8800.00	6824.00	6835.79		6838.33	0.007203	15.86	999.79	120.17	0.83
Reach-1	129188	2_year_Future	140.00	6820.00	6821.04	6821.04	6821.43	0.026335	4.98	28.13	37.41	1.01
Reach-1	129188	5_year_Future	340.00	6820.00	6821.65	6821.65	6822.28	0.022333	6.36	53.78	45.66	1.01
Reach-1	129188	10_year_Future	510.00	6820.00	6822.04	6822.04	6822.85	0.019948	7.22	72.23	49.03	1.00
Reach-1	129188	25_year_Future	2500.00	6820.00	6825.00	6825.00	6827.03	0.013330	11.80	251.76	69.95	0.97
Reach-1	129188	50_year_Future	3800.00	6820.00	6826.36	6826.36	6828.94	0.012267	13.46	351.73	77.03	0.97
Reach-1	129188	100_year_Future	5200.00	6820.00	6827.61	6827.61	6830.72	0.011672	14.91	452.13	84.42	0.98
Reach-1	129188	500_year_Future	8800.00	6820.00	6830.38	6830.38	6834.43	0.010263	17.38	709.55	100.16	0.97
Reach-1	128727	2_year_Future	140.00	6816.00	6817.10	6816.50	6817.14	0.001920	1.48	94.37	108.26	0.28
Reach-1	128727	5_year_Future	340.00	6816.00	6817.76	6816.87	6817.82	0.001908	1.95	174.83	134.38	0.30
Reach-1	128727	10_year_Future	510.00	6816.00	6818.14	6817.11	6818.22	0.001843	2.27	226.98	140.85	0.31
Reach-1	128727	25_year_Future	2500.00	6816.00	6821.19	6818.68	6821.41	0.001336	3.83	717.86	183.40	0.31
Reach-1	128727	50_year_Future	3800.00	6816.00	6822.70	6819.38	6822.97	0.001180	4.32	1059.45	279.36	0.30
Reach-1	128727	100_year_Future	5200.00	6816.00	6824.20	6820.06	6824.50	0.000995	4.58	1525.02	364.70	0.29
Reach-1	128727	500_year_Future	8800.00	6816.00	6825.71	6821.60	6826.20	0.001371	6.06	2185.57	457.36	0.35
Reach-1	128250	2_year_Future	140.00	6814.00	6814.91	6814.77	6815.12	0.015173	3.75	37.38	50.27	0.77
Reach-1	128250	5_year_Future	340.00	6814.00	6815.50	6815.30	6815.86	0.013823	4.85	70.30	60.84	0.79
Reach-1	128250	10_year_Future	510.00	6814.00	6815.86	6815.63	6816.34	0.012715	5.56	92.80	64.03	0.79
Reach-1	128250	25_year_Future	2500.00	6814.00	6818.28	6818.05	6819.84	0.012152	10.22	271.62	83.78	0.91
Reach-1	128250	50_year_Future	3800.00	6814.00	6819.29	6819.29	6821.46	0.012694	12.15	363.17	97.56	0.96
Reach-1	128250	100_year_Future	5200.00	6814.00	6819.90	6819.90	6823.00	0.015694	14.60	425.67	105.94	1.09
Reach-1	128250	500_year_Future	8800.00	6814.00	6823.11	6823.11	6824.87	0.006115	12.34	1427.04	444.69	0.73
Reach-1	127781	2_year_Future	140.00	6812.00	6812.99		6813.03	0.002030	1.59	87.89	94.33	0.29
Reach-1	127781	5_year_Future	340.00	6812.00	6813.64		6813.72	0.002139	2.26	150.50	99.23	0.32
Reach-1	127781	10_year_Future	510.00	6812.00	6814.06		6814.17	0.002204	2.65	192.74	102.41	0.34
Reach-1	127781	25_year_Future	2500.00	6812.00	6816.89		6817.27	0.002495	4.89	516.88	137.32	0.41
Reach-1	127781	50_year_Future	3800.00	6812.00	6818.24	6815.70	6818.70	0.002279	5.53	796.68	285.60	0.41
Reach-1	127781	100_year_Future	5200.00	6812.00	6819.41	6816.47	6819.90	0.001990	5.87	1200.91	368.06	0.40
Reach-1	127781	500_year_Future	8800.00	6812.00	6821.07	6818.59	6821.74	0.002238	7.19	1830.38	390.65	0.44

HEC-RAS Plan: UMC Future River: Monument Creek Reach: Reach-1 (Continued)

Reach	River Sta	Profile	Q Total	Min Ch El	W.S. Elev	Crit W.S.	E.G. Elev	E.G. Slope	Vel Chnl	Flow Area	Top Width	Froude # Chl
			(cfs)	(ft)	(ft)	(ft)	(ft)	(ft/ft)	(ft/s)	(sq ft)	(ft)	
Reach-1	127371	2_year_Future	140.00	6810.00	6810.66	6810.66	6810.93	0.026825	4.24	33.03	59.92	1.01
Reach-1	127371	5_year_Future	340.00	6810.00	6811.11	6811.11	6811.59	0.023853	5.57	61.01	63.52	1.00
Reach-1	127371	10_year_Future	510.00	6810.00	6811.41	6811.41	6812.03	0.022035	6.32	80.73	65.52	1.00
Reach-1	127371	25_year_Future	2500.00	6810.00	6814.88		6815.75	0.005525	7.51	354.80	101.09	0.62
Reach-1	127371	50_year_Future	3800.00	6810.00	6815.77	6814.82	6817.11	0.006822	9.41	456.29	130.88	0.71
Reach-1	127371	100_year_Future	5200.00	6810.00	6816.41	6815.73	6818.29	0.008414	11.26	609.66	303.22	0.81
Reach-1	127371	500_year_Future	8800.00	6810.00	6818.24		6820.12	0.007008	12.25	1215.84	360.43	0.77
Reach-1	127096	2_year_Future	140.00	6806.00	6807.85	6807.02	6807.94	0.002519	2.39	58.52	39.90	0.35
Reach-1	127096	5_year_Future	340.00	6806.00	6808.57	6807.67	6808.80	0.004015	3.88	88.65	44.65	0.47
Reach-1	127096	10_year_Future	510.00	6806.00	6808.97	6808.12	6809.34	0.005063	4.88	107.06	47.31	0.54
Reach-1	127096	25_year_Future	2500.00	6806.00	6811.33	6811.33	6813.43	0.012533	11.90	243.57	70.83	0.95
Reach-1	127096	50_year_Future	3800.00	6806.00	6813.42	6813.42	6815.15	0.007144	11.39	554.33	226.06	0.76
Reach-1	127096	100_year_Future	5200.00	6806.00	6814.57	6814.57	6816.24	0.006266	11.83	849.34	263.16	0.73
Reach-1	127096	500_year_Future	8800.00	6806.00	6816.08	6816.08	6818.15	0.007205	14.19	1297.52	308.63	0.81
Reach-1	126624	2_year_Future	140.00	6805.45	6806.27	6805.99	6806.32	0.004878	1.85	75.68	125.81	0.42
Reach-1	126624	5_year_Future	340.00	6805.45	6806.75	6806.27	6806.85	0.004089	2.48	137.27	130.51	0.42
Reach-1	126624	10_year_Future	510.00	6805.45	6807.07	6806.47	6807.20	0.003844	2.86	179.41	133.77	0.43
Reach-1	126624	25_year_Future	2500.00	6805.45	6810.30	6807.96	6810.55	0.001585	4.10	659.69	166.01	0.34
Reach-1	126624	50_year_Future	3800.00	6805.45	6810.86	6808.68	6811.32	0.002493	5.55	758.68	191.59	0.43
Reach-1	126624	100_year_Future	5200.00	6805.45	6811.64	6809.36	6812.27	0.002854	6.52	939.34	270.14	0.47
Reach-1	126624	500_year_Future	8800.00	6805.45	6813.18	6810.61	6814.15	0.003381	8.27	1477.84	414.83	0.53
Reach-1	126153	2_year_Future	140.00	6800.00	6801.32	6801.32	6801.91	0.023768	6.17	22.71	19.31	1.00
Reach-1	126153	5_year_Future	340.00	6800.00	6802.41	6802.30	6803.27	0.017362	7.45	46.36	26.70	0.93
Reach-1	126153	10_year_Future	510.00	6800.00	6803.27	6802.98	6804.13	0.012395	7.55	73.91	37.59	0.82
Reach-1	126153	25_year_Future	2500.00	6800.00	6806.56	6805.98	6808.72	0.013136	13.14	347.61	171.70	0.96
Reach-1	126153	50_year_Future	3800.00	6800.00	6808.48	6808.48	6809.53	0.005968	10.72	904.22	364.14	0.68
Reach-1	126153	100_year_Future	5200.00	6800.00	6809.04	6809.04	6810.23	0.006870	12.04	1108.27	368.40	0.74
Reach-1	126153	500_year_Future	8800.00	6800.00	6810.11	6810.11	6811.66	0.008819	14.80	1507.87	375.37	0.85
Reach-1	125682	2_year_Future	140.00	6794.00	6795.97	6795.40	6796.17	0.006196	3.64	38.48	27.31	0.54
Reach-1	125682	5_year_Future	340.00	6794.00	6796.65	6796.24	6797.19	0.009695	5.90	58.98	32.36	0.72
Reach-1	125682	10_year_Future	510.00	6794.00	6796.93	6796.79	6797.87	0.014297	7.79	68.19	34.44	0.89
Reach-1	125682	25_year_Future	2500.00	6794.00	6800.74	6800.74	6803.05	0.010997	12.96	261.33	68.17	0.92
Reach-1	125682	50_year_Future	3800.00	6794.00	6801.87	6804.13	6805.25	0.013376	15.98	344.87	80.92	1.04
Reach-1	125682	100_year_Future	5200.00	6794.00	6804.15	6805.00	6806.65	0.007801	14.63	831.46	430.00	0.83
Reach-1	125682	500_year_Future	8800.00	6794.00	6805.74	6806.23	6807.86	0.007203	15.58	1561.76	490.39	0.82
Reach-1	125182	2_year_Future	140.00	6792.00	6792.74	6792.49	6792.83	0.007079	2.44	57.46	83.37	0.52
Reach-1	125182	5_year_Future	340.00	6792.00	6793.32	6792.85	6793.47	0.005574	3.16	107.55	88.87	0.50
Reach-1	125182	10_year_Future	510.00	6792.00	6793.76	6793.10	6793.94	0.004496	3.49	147.27	92.11	0.48
Reach-1	125182	25_year_Future	2500.00	6792.00	6796.94	6795.03	6797.38	0.002669	5.48	567.87	208.35	0.44
Reach-1	125182	50_year_Future	3800.00	6792.00	6798.25	6796.06	6798.75	0.002381	6.08	886.40	265.31	0.43
Reach-1	125182	100_year_Future	5200.00	6792.00	6799.49	6797.01	6800.02	0.002121	6.48	1239.16	312.41	0.42
Reach-1	125182	500_year_Future	8800.00	6792.00	6801.81	6798.66	6802.44	0.001910	7.38	2066.59	396.41	0.42
Reach-1	124238	2_year_Future	140.00	6788.00	6789.39		6789.56	0.005996	3.29	42.51	34.18	0.52
Reach-1	124238	5_year_Future	340.00	6788.00	6790.36		6790.66	0.005624	4.35	78.19	39.21	0.54
Reach-1	124238	10_year_Future	510.00	6788.00	6790.90		6791.30	0.006143	5.10	99.93	41.98	0.58
Reach-1	124238	25_year_Future	2500.00	6788.00	6793.88		6795.15	0.007956	9.47	342.45	113.66	0.75
Reach-1	124238	50_year_Future	3800.00	6788.00	6795.03		6796.64	0.008076	10.97	477.48	126.60	0.78
Reach-1	124238	100_year_Future	5200.00	6788.00	6795.96		6797.97	0.008660	12.49	592.08	126.19	0.83
Reach-1	124238	500_year_Future	8800.00	6788.00	6798.12		6800.52	0.008139	14.45	1195.70	347.95	0.84
Reach-1	124238	2_year_Future	140.00	6784.00	6785.37	6785.17	6785.67	0.014061	4.34	32.26	32.37	0.77
Reach-1	124238	5_year_Future	340.00	6784.00	6786.00	6785.91	6786.60	0.017136	6.24	55.93	46.58	0.90
Reach-1	124238	10_year_Future	510.00	6784.00	6786.44	6786.39	6787.18	0.015432	7.02	81.99	62.06	0.89
Reach-1	124238	25_year_Future	2500.00	6784.00	6789.45		6791.02	0.010920	11.07	326.24	98.73	0.88
Reach-1	124238	50_year_Future	3800.00	6784.00	6791.02		6792.62	0.009125	12.17	503.48	135.71	0.84
Reach-1	124238	100_year_Future	5200.00	6784.00	6792.50		6794.33	0.007576	12.70	740.59	187.48	0.79
Reach-1	124238	500_year_Future	8800.00	6784.00	6794.37	6794.37	6796.83	0.008497	15.48	1156.71	254.51	0.87
Reach-1	123786	2_year_Future	140.00	6780.00	6781.69		6781.82	0.005128	2.81	49.81	45.56	0.47
Reach-1	123786	5_year_Future	340.00	6780.00	6782.54		6782.76	0.004458	3.73	92.14	52.26	0.46
Reach-1	123786	10_year_Future	510.00	6780.00	6783.01		6783.31	0.004712	4.45	117.02	54.33	0.52
Reach-1	123786	25_year_Future	2500.00	6780.00	6786.51		6787.54	0.004822	8.32	361.28	119.73	0.61
Reach-1	123786	50_year_Future	3800.00	6780.00	6787.17		6788.91	0.007349	11.02	442.88	130.42	0.76
Reach-1	123786	100_year_Future	5200.00	6780.00	6787.79	6787.79	6790.25	0.009442	13.29	528.11	141.45	0.88
Reach-1	123786	500_year_Future	8800.00	6780.00	6789.83	6790.78	6792.66	0.008824	15.20	1031.80	368.05	0.89
Reach-1	123471	2_year_Future	140.00	6778.00	6779.38		6779.84	0.011838	4.20	33.33	31.01	0.71
Reach-1	123471	5_year_Future	340.00	6778.00	6780.10		6780.62	0.013882	5.78	58.85	38.12	0.82
Reach-1	123471	10_year_Future	510.00	6778.00	6780.71		6781.29	0.010975	6.09	84.27	46.43	0.76
Reach-1	123471	25_year_Future	2500.00	6778.00	6786.73		6788.85	0.000663	3.78	1357.23	359.19	0.24
Reach-1	123471	50_year_Future	3800.00	6778.00	6787.75		6787.91	0.000799	4.50	1728.46	369.04	0.26
Reach-1	123471	100_year_Future	5200.00	6778.00	6788.67	6785.51	6788.86	0.000906	5.11	2070.19	377.88	0.29
Reach-1	123471	500_year_Future	8800.00	6778.00	6790.18	6788.66	6790.52	0.001339	6.83	2864.50	414.18	0.36
Reach-1	123186	2_year_Future	140.00	6777.11	6778.87		6778.90	0.000967	1.32	107.05	91.34	0.21

HEC-RAS Plan: UMC Future River: Monument Creek Reach: Reach-1 (Continued)

Reach	River Sta	Profile	Q Total	Min Ch El	W.S. Elev	Crit W.S.	E.G. Elev	E.G. Slope	Vel Chnl	Flow Area	Top Width	Froude # Chl
			(cfs)	(ft)	(ft)	(ft)	(ft)	(ft/ft)	(ft/s)	(sq ft)	(ft)	
Reach-1	123186	5_year_Future	340.00	6777.11	6779.85		6779.90	0.000781	1.75	200.73	100.04	0.21
Reach-1	123186	10_year_Future	510.00	6777.11	6780.59		6780.65	0.000652	1.95	278.38	110.26	0.20
Reach-1	123186	25_year_Future	2500.00	6777.11	6786.68		6786.74	0.000202	2.29	1666.50	290.70	0.13
Reach-1	123186	50_year_Future	3800.00	6777.11	6787.66		6787.76	0.000304	3.01	1955.94	299.70	0.17
Reach-1	123186	100_year_Future	5200.00	6777.11	6788.53		6788.68	0.000406	3.67	2222.50	311.89	0.20
Reach-1	123186	500_year_Future	8800.00	6777.11	6789.93		6790.24	0.000716	5.29	2676.27	335.72	0.27
Reach-1	123176	2_year_Future	140.00	6774.99	6778.60	6777.05	6778.64	0.011713	1.41	100.79	49.48	0.17
Reach-1	123176	5_year_Future	340.00	6774.99	6779.55	6777.61	6779.64	0.019955	2.33	149.79	53.99	0.23
Reach-1	123176	10_year_Future	510.00	6774.99	6780.29	6778.02	6780.42	0.021288	2.76	190.73	57.49	0.25
Reach-1	123176	25_year_Future	2500.00	6774.99	6786.63	6781.06	6786.69	0.001744	1.50	1599.66	335.93	0.08
Reach-1	123176	50_year_Future	3800.00	6774.99	6787.59	6782.19	6787.69	0.002164	1.77	1926.27	348.36	0.09
Reach-1	123176	100_year_Future	5200.00	6774.99	6788.44	6783.60	6788.58	0.002655	2.06	2234.10	373.64	0.10
Reach-1	123176	500_year_Future	8800.00	6774.99	6789.80	6785.63	6790.06	0.004345	2.83	2780.82	435.37	0.14
Reach-1	123176		Bridge									
Reach-1	123016	2_year_Future	140.00	6775.44	6778.18	6777.51	6778.27	0.063170	2.37	59.48	45.33	0.35
Reach-1	123016	5_year_Future	340.00	6775.44	6778.08	6778.08	6778.68	0.486555	6.24	54.77	44.83	0.97
Reach-1	123016	10_year_Future	510.00	6775.44	6778.46	6778.46	6779.26	0.449153	7.14	72.22	46.65	0.98
Reach-1	123016	25_year_Future	2500.00	6775.44	6781.47	6781.47	6783.68	0.272267	11.07	240.64	78.83	0.90
Reach-1	123016	50_year_Future	3800.00	6775.44	6783.59	6783.59	6784.76	0.111588	9.09	549.41	224.93	0.61
Reach-1	123016	100_year_Future	5200.00	6775.44	6784.18	6784.18	6785.54	0.107721	9.44	689.46	247.08	0.61
Reach-1	123016	500_year_Future	8800.00	6775.44	6785.31	6785.31	6787.34	0.097411	9.88	978.33	262.05	0.60
Reach-1	122784	2_year_Future	140.00	6770.00	6771.08	6770.98	6771.39	0.016898	4.47	31.35	35.47	0.83
Reach-1	122784	5_year_Future	340.00	6770.00	6772.26	6771.63	6772.56	0.005567	4.44	68.66	72.82	0.55
Reach-1	122784	10_year_Future	510.00	6770.00	6773.11	6772.17	6773.36	0.003246	4.28	153.06	78.21	0.44
Reach-1	122784	25_year_Future	2500.00	6770.00	6775.76	6774.78	6776.80	0.006423	9.27	378.95	93.08	0.69
Reach-1	122784	50_year_Future	3800.00	6770.00	6777.19	6775.95	6778.50	0.006227	10.84	518.92	102.79	0.71
Reach-1	122784	100_year_Future	5200.00	6770.00	6778.54	6777.05	6780.38	0.006889	12.59	688.60	169.54	0.77
Reach-1	122784	500_year_Future	8800.00	6770.00	6781.78	6777.70	6782.97	0.003722	11.53	1772.25	448.62	0.60
Reach-1	122284	2_year_Future	220.00	6766.00	6768.70		6768.84	0.003007	2.96	78.22	53.43	0.39
Reach-1	122284	5_year_Future	680.00	6766.00	6770.10		6770.44	0.003720	4.85	167.79	74.77	0.48
Reach-1	122284	10_year_Future	1100.00	6766.00	6770.94		6771.44	0.004113	5.96	236.20	87.67	0.52
Reach-1	122284	25_year_Future	2700.00	6766.00	6773.23		6774.12	0.004444	8.37	472.41	117.46	0.59
Reach-1	122284	50_year_Future	4100.00	6766.00	6774.66		6775.81	0.004594	9.75	651.93	134.81	0.62
Reach-1	122284	100_year_Future	5700.00	6766.00	6775.50		6777.15	0.005898	11.84	770.14	146.37	0.71
Reach-1	122284	500_year_Future	9600.00	6766.00	6776.76		6779.89	0.009644	18.59	965.68	163.71	0.93
Reach-1	121948	2_year_Future	220.00	6766.00	6767.46		6767.60	0.004617	2.98	73.85	57.30	0.46
Reach-1	121948	5_year_Future	680.00	6766.00	6768.66		6768.99	0.005025	4.61	148.23	68.89	0.53
Reach-1	121948	10_year_Future	1100.00	6766.00	6769.38		6769.88	0.005316	5.68	198.55	72.66	0.57
Reach-1	121948	25_year_Future	2700.00	6766.00	6770.95	6770.17	6772.17	0.007649	8.98	348.01	139.35	0.74
Reach-1	121948	50_year_Future	4100.00	6766.00	6771.72	6771.72	6773.57	0.009815	11.27	474.32	189.57	0.85
Reach-1	121948	100_year_Future	5700.00	6766.00	6772.85	6772.85	6774.77	0.008516	11.92	719.24	233.19	0.82
Reach-1	121948	500_year_Future	9600.00	6766.00	6775.43		6777.05	0.005456	11.90	1386.24	270.93	0.70
Reach-1	121609	2_year_Future	220.00	6764.00	6765.90		6766.05	0.004466	3.15	69.76	48.20	0.46
Reach-1	121609	5_year_Future	680.00	6764.00	6767.24		6767.49	0.003800	4.31	216.32	138.38	0.47
Reach-1	121609	10_year_Future	1100.00	6764.00	6768.12		6768.41	0.003338	4.76	349.77	180.12	0.46
Reach-1	121609	25_year_Future	2700.00	6764.00	6770.37		6770.65	0.002125	5.35	1047.45	405.77	0.40
Reach-1	121609	50_year_Future	4100.00	6764.00	6771.70	6769.59	6771.95	0.001618	5.36	1595.62	416.39	0.36
Reach-1	121609	100_year_Future	5700.00	6764.00	6773.01	6770.45	6773.25	0.001351	5.52	2147.29	426.27	0.34
Reach-1	121609	500_year_Future	9600.00	6764.00	6775.68		6775.94	0.001074	5.93	3315.58	448.10	0.32
Reach-1	121179	2_year_Future	220.00	6760.00	6761.67	6761.67	6762.32	0.022819	6.46	33.98	26.51	1.01
Reach-1	121179	5_year_Future	680.00	6760.00	6763.12	6763.12	6764.27	0.019132	8.60	79.22	35.76	1.01
Reach-1	121179	10_year_Future	1100.00	6760.00	6764.00	6764.00	6765.54	0.016824	9.98	112.24	39.51	0.99
Reach-1	121179	25_year_Future	2700.00	6760.00	6767.14	6767.14	6768.90	0.008186	11.14	348.95	135.05	0.78
Reach-1	121179	50_year_Future	4100.00	6760.00	6768.43	6768.43	6770.44	0.008120	12.56	526.85	144.63	0.81
Reach-1	121179	100_year_Future	5700.00	6760.00	6769.55	6769.55	6771.86	0.008315	13.95	694.06	151.40	0.83
Reach-1	121179	500_year_Future	9600.00	6760.00	6771.49	6771.49	6774.62	0.009489	17.03	992.70	157.33	0.92
Reach-1	120794	2_year_Future	220.00	6756.00	6757.79	6757.11	6757.92	0.004004	2.79	78.72	60.51	0.43
Reach-1	120794	5_year_Future	680.00	6756.00	6759.54	6758.08	6759.73	0.002077	3.48	213.48	96.93	0.36
Reach-1	120794	10_year_Future	1100.00	6756.00	6760.65	6758.67	6760.88	0.001737	3.94	334.70	123.57	0.34
Reach-1	120794	25_year_Future	2700.00	6756.00	6763.72	6760.40	6764.03	0.001235	4.83	788.74	164.37	0.32
Reach-1	120794	50_year_Future	4100.00	6756.00	6765.82	6761.53	6766.13	0.000980	5.11	1306.74	273.34	0.30
Reach-1	120794	100_year_Future	5700.00	6756.00	6767.66	6762.55	6767.97	0.000843	5.34	1831.40	297.91	0.28
Reach-1	120794	500_year_Future	9600.00	6756.00	6770.02	6765.00	6770.49	0.001057	6.81	2650.09	406.52	0.33
Reach-1	120591	2_year_Future	220.00	6754.00	6756.68		6756.95	0.005575	4.14	53.19	27.75	0.53
Reach-1	120591	5_year_Future	680.00	6754.00	6758.32		6758.95	0.007796	6.36	106.99	38.33	0.67
Reach-1	120591	10_year_Future	1100.00	6754.00	6759.23		6760.15	0.008118	7.72	145.76	47.63	0.71
Reach-1	120591	25_year_Future	2700.00	6754.00	6761.47		6763.34	0.009086	11.22	276.87	66.70	0.81
Reach-1	120591	50_year_Future	4100.00	6754.00	6762.82	6762.50	6765.44	0.009993	13.49	373.61	83.46	0.88
Reach-1	120591	100_year_Future	5700.00	6754.00	6764.64	6764.64	6767.34	0.008104	14.10	591.96	161.83	0.82
Reach-1	120591	500_year_Future	9600.00	6754.00	6768.02		6769.94	0.004801	13.39	1431.57	322.65	0.67

HEC-RAS Plan: UMC Future River: Monument Creek Reach: Reach-1 (Continued)

Reach	River Sta	Profile	Q Total	Min Ch El	W.S. Elev	Crit W.S.	E.G. Elev	E.G. Slope	Vel Chnl	Flow Area	Top Width	Froude # Chl
			(cfs)	(ft)	(ft)	(ft)	(ft)	(ft/ft)	(ft/s)	(sq ft)	(ft)	
Reach-1	120517	2_year_Future	220.00	6752.99	6756.54	6755.11	6756.63	0.002042	2.39	98.14	53.83	0.27
Reach-1	120517	5_year_Future	680.00	6752.99	6758.20	6756.37	6758.42	0.002797	3.96	202.34	67.39	0.35
Reach-1	120517	10_year_Future	1100.00	6752.99	6759.16	6757.24	6759.49	0.003282	4.94	269.36	71.75	0.39
Reach-1	120517	25_year_Future	2700.00	6752.99	6761.59	6759.23	6762.30	0.004485	7.50	456.80	82.75	0.48
Reach-1	120517	50_year_Future	4100.00	6752.99	6763.10	6760.54	6764.12	0.005136	9.08	587.42	89.62	0.53
Reach-1	120517	100_year_Future	5700.00	6752.99	6764.54	6761.85	6765.89	0.005728	10.58	721.43	99.00	0.58
Reach-1	120517	500_year_Future	9600.00	6752.99	6767.64	6764.27	6769.53	0.005985	12.87	1070.38	125.81	0.62
Reach-1	120436		Bridge									
Reach-1	120361	2_year_Future	220.00	6751.98	6755.09	6754.10	6755.23	0.003300	2.96	76.45	46.03	0.37
Reach-1	120361	5_year_Future	680.00	6751.98	6756.55	6755.36	6756.90	0.004393	4.92	160.15	64.49	0.47
Reach-1	120361	10_year_Future	1100.00	6751.98	6757.36	6756.23	6757.89	0.005218	6.17	213.71	68.15	0.53
Reach-1	120361	25_year_Future	2700.00	6751.98	6759.27	6758.25	6760.51	0.007836	9.69	352.15	76.80	0.69
Reach-1	120361	50_year_Future	4100.00	6751.98	6760.34	6759.60	6762.23	0.009899	12.12	437.31	81.67	0.79
Reach-1	120361	100_year_Future	5700.00	6751.98	6761.27	6760.93	6763.95	0.012157	14.56	515.24	85.89	0.90
Reach-1	120361	500_year_Future	9600.00	6751.98	6763.44	6763.44	6767.62	0.014375	18.52	712.64	98.23	1.02
Reach-1	120168	2_year_Future	220.00	6752.00	6754.39		6754.55	0.003672	3.22	71.34	56.23	0.43
Reach-1	120168	5_year_Future	680.00	6752.00	6755.75		6756.08	0.003987	4.94	188.62	113.38	0.50
Reach-1	120168	10_year_Future	1100.00	6752.00	6756.56		6756.97	0.003828	5.66	287.57	128.19	0.51
Reach-1	120168	25_year_Future	2700.00	6752.00	6758.48		6759.13	0.004185	7.73	546.47	140.90	0.56
Reach-1	120168	50_year_Future	4100.00	6752.00	6759.55		6760.45	0.004783	9.25	700.42	145.80	0.62
Reach-1	120168	100_year_Future	5700.00	6752.00	6760.51		6761.69	0.005461	10.78	841.59	150.11	0.68
Reach-1	120168	500_year_Future	9600.00	6752.00	6762.43	6760.91	6764.62	0.007725	14.83	1159.49	211.76	0.84
Reach-1	119853	2_year_Future	220.00	6750.00	6751.58	6751.58	6752.15	0.022641	6.02	36.52	32.27	1.00
Reach-1	119853	5_year_Future	680.00	6750.00	6752.93	6752.84	6753.83	0.015150	7.65	93.09	53.82	0.91
Reach-1	119853	10_year_Future	1100.00	6750.00	6753.80	6753.67	6754.91	0.012270	8.60	147.03	70.67	0.87
Reach-1	119853	25_year_Future	2700.00	6750.00	6755.92		6757.24	0.008629	10.25	432.94	167.72	0.79
Reach-1	119853	50_year_Future	4100.00	6750.00	6757.17		6758.54	0.007509	11.05	658.02	187.84	0.77
Reach-1	119853	100_year_Future	5700.00	6750.00	6758.42		6759.80	0.006483	11.56	899.59	197.07	0.74
Reach-1	119853	500_year_Future	9600.00	6750.00	6760.79		6762.36	0.005689	12.95	1383.82	211.97	0.72
Reach-1	119643	2_year_Future	220.00	6748.05	6750.32	6749.54	6750.48	0.003594	3.20	70.58	46.12	0.43
Reach-1	119643	5_year_Future	680.00	6748.05	6751.80		6752.20	0.004090	5.15	150.57	63.23	0.51
Reach-1	119643	10_year_Future	1100.00	6748.05	6752.70		6753.29	0.004480	6.36	217.79	92.92	0.55
Reach-1	119643	25_year_Future	2700.00	6748.05	6754.91		6755.83	0.004587	8.57	517.55	161.98	0.60
Reach-1	119643	50_year_Future	4100.00	6748.05	6755.83		6757.14	0.005618	10.57	672.50	177.13	0.69
Reach-1	119643	100_year_Future	5700.00	6748.05	6756.82		6758.42	0.006394	12.06	859.98	197.56	0.74
Reach-1	119643	500_year_Future	9600.00	6748.05	6758.74		6760.95	0.007275	14.80	1275.13	243.05	0.82
Reach-1	119152	2_year_Future	220.00	6746.00	6747.49	6747.16	6747.74	0.009721	4.05	54.36	46.58	0.66
Reach-1	119152	5_year_Future	680.00	6746.00	6748.60	6748.23	6749.16	0.010307	6.00	116.39	69.14	0.74
Reach-1	119152	10_year_Future	1100.00	6746.00	6749.22	6748.91	6750.03	0.010690	7.31	164.74	86.81	0.79
Reach-1	119152	25_year_Future	2700.00	6746.00	6750.80	6750.80	6752.36	0.011709	10.46	342.80	150.69	0.90
Reach-1	119152	50_year_Future	4100.00	6746.00	6752.18	6752.18	6753.69	0.008543	10.79	606.42	227.48	0.80
Reach-1	119152	100_year_Future	5700.00	6746.00	6753.00	6753.00	6754.74	0.008863	12.03	794.13	232.65	0.84
Reach-1	119152	500_year_Future	9600.00	6746.00	6754.50	6754.50	6756.81	0.009805	14.56	1150.84	242.18	0.91
Reach-1	118650	2_year_Future	220.00	6742.00	6743.81		6743.75	0.006516	3.01	73.09	72.45	0.53
Reach-1	118650	5_year_Future	680.00	6742.00	6744.53		6744.85	0.007046	4.53	156.01	101.34	0.60
Reach-1	118650	10_year_Future	1100.00	6742.00	6745.08		6745.54	0.007281	5.51	213.10	107.62	0.64
Reach-1	118650	25_year_Future	2700.00	6742.00	6746.63	6745.85	6747.52	0.007299	7.78	402.57	141.88	0.70
Reach-1	118650	50_year_Future	4100.00	6742.00	6747.76	6746.69	6748.87	0.006706	8.85	570.49	158.39	0.70
Reach-1	118650	100_year_Future	5700.00	6742.00	6748.90	6747.76	6750.19	0.006073	9.67	761.64	173.82	0.69
Reach-1	118650	500_year_Future	9600.00	6742.00	6751.32	6749.69	6752.88	0.004946	10.90	1207.32	191.73	0.66
Reach-1	118363	2_year_Future	220.00	6740.00	6741.01	6740.82	6741.23	0.012430	3.78	58.18	66.40	0.71
Reach-1	118363	5_year_Future	680.00	6740.00	6741.99	6741.63	6742.41	0.010290	5.20	130.63	81.27	0.72
Reach-1	118363	10_year_Future	1100.00	6740.00	6742.60	6742.15	6743.18	0.009249	6.10	182.81	88.12	0.72
Reach-1	118363	25_year_Future	2700.00	6740.00	6744.46		6745.44	0.007137	8.01	365.81	108.87	0.70
Reach-1	118363	50_year_Future	4100.00	6740.00	6745.66		6746.93	0.006757	9.24	503.62	122.22	0.71
Reach-1	118363	100_year_Future	5700.00	6740.00	6746.81		6748.36	0.006498	10.33	651.61	134.05	0.72
Reach-1	118363	500_year_Future	9600.00	6740.00	6749.16		6751.26	0.006012	12.23	1106.95	263.04	0.73
Reach-1	118011	2_year_Future	220.00	6736.00	6737.80		6738.01	0.006978	3.61	60.89	48.23	0.57
Reach-1	118011	5_year_Future	680.00	6736.00	6739.01	6738.39	6739.46	0.006925	5.42	132.02	70.21	0.63
Reach-1	118011	10_year_Future	1100.00	6736.00	6739.76	6739.07	6740.39	0.006852	6.50	189.71	83.21	0.65
Reach-1	118011	25_year_Future	2700.00	6736.00	6741.60	6740.95	6742.83	0.007557	9.32	370.37	112.82	0.74
Reach-1	118011	50_year_Future	4100.00	6736.00	6742.85	6742.20	6744.41	0.007403	10.73	520.68	127.52	0.76
Reach-1	118011	100_year_Future	5700.00	6736.00	6744.04	6743.32	6745.91	0.007305	11.99	681.93	142.54	0.78
Reach-1	118011	500_year_Future	9600.00	6736.00	6745.99		6748.73	0.006290	14.93	976.35	159.76	0.86
Reach-1	117538	2_year_Future	220.00	6732.00	6733.49	6733.26	6733.75	0.012016	4.09	53.77	52.79	0.71
Reach-1	117538	5_year_Future	680.00	6732.00	6734.42	6734.22	6735.03	0.013252	6.33	111.97	72.40	0.83
Reach-1	117538	10_year_Future	1100.00	6732.00	6734.96	6734.83	6735.87	0.014027	7.75	153.17	78.13	0.89
Reach-1	117538	25_year_Future	2700.00	6732.00	6736.69	6736.53	6738.29	0.012318	10.47	301.60	92.16	0.91
Reach-1	117538	50_year_Future	4100.00	6732.00	6737.79	6737.70	6739.91	0.012288	12.24	406.52	100.04	0.95
Reach-1	117538	100_year_Future	5700.00	6732.00	6738.92	6738.83	6741.51	0.011782	13.66	524.77	109.45	0.96
Reach-1	117538	500_year_Future	9600.00	6732.00	6741.91	6741.91	6744.80	0.008265	14.81	970.81	193.62	0.86

HEC-RAS Plan: UMC Future River: Monument Creek Reach: Reach-1 (Continued)

Reach	River Sta	Profile	Q Total	Min Ch El	W.S. Elev	Crit W.S.	E.G. Elev	E.G. Slope	Vel Chnl	Flow Area	Top Width	Froude # Chl
			(cfs)	(ft)	(ft)	(ft)	(ft)	(ft/ft)	(ft/s)	(sq ft)	(ft)	
Reach-1	117036	2_year_Future	220.00	6728.00	6729.21	6728.81	6729.38	0.006592	3.09	71.09	68.00	0.53
Reach-1	117036	5_year_Future	680.00	6728.00	6730.26		6730.59	0.006106	4.63	147.86	75.37	0.57
Reach-1	117036	10_year_Future	1100.00	6728.00	6730.98		6731.45	0.005742	5.50	203.50	78.40	0.58
Reach-1	117036	25_year_Future	2700.00	6728.00	6732.77		6733.77	0.006396	8.10	349.96	85.87	0.67
Reach-1	117036	50_year_Future	4100.00	6728.00	6734.09		6735.44	0.006158	9.43	467.03	90.83	0.69
Reach-1	117036	100_year_Future	5700.00	6728.00	6735.31		6737.05	0.006261	10.78	581.17	99.59	0.71
Reach-1	117036	500_year_Future	9600.00	6728.00	6736.93	6736.42	6740.07	0.008849	14.54	760.03	119.38	0.87
Reach-1	116540	2_year_Future	220.00	6724.00	6725.37	6725.03	6725.56	0.008936	3.52	62.56	61.97	0.62
Reach-1	116540	5_year_Future	680.00	6724.00	6726.27	6725.92	6726.72	0.010245	5.42	126.04	74.43	0.72
Reach-1	116540	10_year_Future	1100.00	6724.00	6726.76	6726.46	6727.48	0.011708	6.83	163.10	76.91	0.81
Reach-1	116540	25_year_Future	2700.00	6724.00	6728.51		6729.83	0.010014	9.29	305.48	86.12	0.82
Reach-1	116540	50_year_Future	4100.00	6724.00	6729.49	6729.17	6731.40	0.010904	11.23	393.15	92.81	0.89
Reach-1	116540	100_year_Future	5700.00	6724.00	6730.56	6730.27	6732.99	0.010753	12.71	497.19	102.63	0.91
Reach-1	116540	500_year_Future	9600.00	6724.00	6733.72		6736.14	0.006528	13.11	986.03	191.02	0.76
Reach-1	116040	2_year_Future	220.00	6720.00	6721.36	6720.97	6721.52	0.007332	3.26	67.49	64.93	0.56
Reach-1	116040	5_year_Future	680.00	6720.00	6722.46		6722.74	0.006227	4.26	169.89	122.55	0.57
Reach-1	116040	10_year_Future	1200.00	6720.00	6723.23		6723.61	0.005423	5.06	266.00	126.83	0.56
Reach-1	116040	25_year_Future	3800.00	6720.00	6725.69		6726.49	0.004861	7.55	608.29	148.69	0.60
Reach-1	116040	50_year_Future	5500.00	6720.00	6726.92		6727.93	0.004842	8.55	797.11	157.54	0.60
Reach-1	116040	100_year_Future	7700.00	6720.00	6728.32		6729.55	0.004430	9.56	1024.33	167.94	0.61
Reach-1	116040	500_year_Future	14000.00	6720.00	6731.60		6733.47	0.004266	11.91	1651.71	238.25	0.64
Reach-1	115647	2_year_Future	220.00	6716.00	6717.62	6717.37	6717.88	0.011937	4.12	53.44	52.16	0.72
Reach-1	115647	5_year_Future	680.00	6716.00	6718.53	6718.35	6719.16	0.014135	6.46	106.10	63.76	0.85
Reach-1	115647	10_year_Future	1200.00	6716.00	6719.20	6719.11	6720.23	0.014848	8.19	153.66	78.10	0.92
Reach-1	115647	25_year_Future	3800.00	6716.00	6721.71	6721.71	6723.57	0.011507	11.55	426.13	126.71	0.91
Reach-1	115647	50_year_Future	5500.00	6716.00	6722.79	6722.79	6725.08	0.011350	13.08	566.81	132.88	0.94
Reach-1	115647	100_year_Future	7700.00	6716.00	6723.98	6723.98	6726.77	0.011205	14.68	728.95	138.63	0.96
Reach-1	115647	500_year_Future	14000.00	6716.00	6726.79	6726.79	6730.73	0.010814	17.92	1137.43	152.70	1.00
Reach-1	115169	2_year_Future	220.00	6712.00	6714.10		6714.22	0.005230	2.75	79.89	76.72	0.48
Reach-1	115169	5_year_Future	680.00	6712.00	6715.12		6715.37	0.004844	4.00	176.34	106.13	0.51
Reach-1	115169	10_year_Future	1200.00	6712.00	6715.85		6716.23	0.004957	5.01	258.42	117.20	0.54
Reach-1	115169	25_year_Future	3800.00	6712.00	6718.06	6717.05	6718.96	0.005640	8.00	589.49	186.88	0.64
Reach-1	115169	50_year_Future	5500.00	6712.00	6719.63	6718.09	6720.51	0.004048	8.16	899.29	207.75	0.57
Reach-1	115169	100_year_Future	7700.00	6712.00	6721.06	6719.11	6722.08	0.003724	8.95	1219.77	247.37	0.56
Reach-1	115169	500_year_Future	14000.00	6712.00	6723.57	6721.40	6725.04	0.004034	11.20	1918.65	296.87	0.61
Reach-1	114685	2_year_Future	220.00	6708.00	6709.81	6709.59	6710.21	0.014693	5.12	42.94	34.57	0.81
Reach-1	114685	5_year_Future	680.00	6708.00	6710.87	6710.64	6711.61	0.013941	7.29	124.22	92.38	0.87
Reach-1	114685	10_year_Future	1200.00	6708.00	6711.72		6712.62	0.011949	8.40	208.51	106.27	0.85
Reach-1	114685	25_year_Future	3800.00	6708.00	6715.33		6716.29	0.005405	9.52	663.38	145.20	0.65
Reach-1	114685	50_year_Future	5500.00	6708.00	6716.74		6718.09	0.006045	11.44	902.86	222.05	0.71
Reach-1	114685	100_year_Future	7700.00	6708.00	6717.96		6719.66	0.006651	13.18	1239.94	327.28	0.76
Reach-1	114685	500_year_Future	14000.00	6708.00	6719.49		6722.07	0.009459	17.41	1829.50	438.21	0.93
Reach-1	114251	2_year_Future	220.00	6704.00	6706.35	6705.58	6706.53	0.005341	3.42	64.53	46.14	0.50
Reach-1	114251	5_year_Future	680.00	6704.00	6707.80		6708.21	0.004782	5.15	138.45	55.87	0.54
Reach-1	114251	10_year_Future	1200.00	6704.00	6709.05		6709.62	0.004259	6.18	213.44	64.25	0.54
Reach-1	114251	25_year_Future	3800.00	6704.00	6712.10	6710.85	6713.73	0.006077	10.69	459.68	128.25	0.70
Reach-1	114251	50_year_Future	5500.00	6704.00	6713.13	6711.89	6715.21	0.006965	12.51	717.60	293.96	0.77
Reach-1	114251	100_year_Future	7700.00	6704.00	6714.06		6716.47	0.007750	14.18	994.50	313.05	0.83
Reach-1	114251	500_year_Future	14000.00	6704.00	6716.72	6716.72	6718.70	0.005680	14.65	2180.81	576.57	0.75
Reach-1	114014	2_year_Future	220.00	6702.00	6703.57	6703.57	6704.21	0.022423	6.39	34.41	27.43	1.01
Reach-1	114014	5_year_Future	680.00	6702.00	6704.98	6704.98	6706.20	0.016761	8.90	80.15	37.42	0.98
Reach-1	114014	10_year_Future	1200.00	6702.00	6706.11	6706.11	6707.80	0.014703	10.62	126.88	45.41	0.97
Reach-1	114014	25_year_Future	3800.00	6702.00	6710.73	6710.73	6712.29	0.005903	11.55	681.45	263.94	0.71
Reach-1	114014	50_year_Future	5500.00	6702.00	6711.63	6711.63	6713.50	0.006876	13.38	937.41	304.05	0.78
Reach-1	114014	100_year_Future	7700.00	6702.00	6713.06	6713.06	6714.66	0.005726	13.42	1485.88	489.14	0.72
Reach-1	114014	500_year_Future	14000.00	6702.00	6714.08	6714.89	6716.83	0.010078	18.91	2058.80	640.60	0.98
Reach-1	113572	2_year_Future	220.00	6698.00	6700.55	6699.58	6700.67	0.003524	2.79	80.82	68.02	0.41
Reach-1	113572	5_year_Future	680.00	6698.00	6701.71	6700.87	6701.96	0.004643	4.17	195.66	130.55	0.50
Reach-1	113572	10_year_Future	1200.00	6698.00	6702.38	6701.62	6702.78	0.005353	5.35	292.06	158.11	0.57
Reach-1	113572	25_year_Future	3800.00	6698.00	6702.40	6703.55	6706.25	0.050690	16.67	297.94	158.56	1.75
Reach-1	113572	50_year_Future	5500.00	6698.00	6703.22	6704.44	6707.22	0.039796	17.47	432.41	168.51	1.61
Reach-1	113572	100_year_Future	7700.00	6698.00	6703.87	6705.40	6708.92	0.041670	19.94	543.97	175.55	1.70
Reach-1	113572	500_year_Future	14000.00	6698.00	6707.05	6707.80	6711.01	0.017102	18.50	1159.76	220.13	1.19
Reach-1	113077	2_year_Future	220.00	6696.00	6696.48	6696.48	6696.73	0.031579	3.99	55.18	117.39	1.03
Reach-1	113077	5_year_Future	680.00	6696.00	6697.03	6697.03	6697.52	0.023656	5.60	121.46	125.06	1.00
Reach-1	113077	10_year_Future	1200.00	6696.00	6697.52	6697.48	6698.18	0.019429	6.52	184.17	133.00	0.97
Reach-1	113077	25_year_Future	3800.00	6696.00	6699.53	6699.14	6700.54	0.009469	8.22	528.81	222.43	0.78
Reach-1	113077	50_year_Future	5500.00	6696.00	6700.40	6700.03	6701.60	0.008676	9.14	736.41	248.70	0.78
Reach-1	113077	100_year_Future	7700.00	6696.00	6701.38	6700.86	6702.79	0.008106	10.10	996.72	403.57	0.78
Reach-1	113077	500_year_Future	14000.00	6696.00	6703.90	6702.89	6705.23	0.005171	10.49	2071.56	430.55	0.66

HEC-RAS Plan: UMC Future River: Monument Creek Reach: Reach-1 (Continued)

Reach	River Sta	Profile	Q Total	Min Ch El	W.S. Elev	Crit W.S.	E.G. Elev	E.G. Slope	Vel Chnl	Flow Area	Top Width	Froude # Chl
			(cfs)	(ft)	(ft)	(ft)	(ft)	(ft/ft)	(ft/s)	(sq ft)	(ft)	
Reach-1	112597	2_year_Future	220.00	6690.00	6691.89	6691.20	6692.02	0.003941	2.88	76.47	56.46	0.43
Reach-1	112597	5_year_Future	680.00	6690.00	6693.04	6692.26	6693.33	0.004271	4.48	166.50	108.92	0.50
Reach-1	112597	10_year_Future	1200.00	6690.00	6693.94		6694.34	0.004209	5.45	288.31	116.80	0.52
Reach-1	112597	25_year_Future	3800.00	6690.00	6696.18		6697.09	0.005565	8.78	722.15	253.73	0.65
Reach-1	112597	50_year_Future	5500.00	6690.00	6697.18		6698.24	0.005648	9.86	978.97	281.93	0.67
Reach-1	112597	100_year_Future	7700.00	6690.00	6698.23		6699.47	0.005792	11.01	1257.99	288.86	0.70
Reach-1	112597	500_year_Future	14000.00	6690.00	6700.42		6702.33	0.006883	14.18	1866.12	309.74	0.79
Reach-1	112151	2_year_Future	220.00	6686.70	6688.04	6688.04	6688.54	0.021439	5.69	39.43	56.12	0.97
Reach-1	112151	5_year_Future	680.00	6686.70	6689.13	6689.13	6689.97	0.015930	7.74	112.91	76.65	0.93
Reach-1	112151	10_year_Future	1200.00	6686.70	6689.94	6689.94	6691.06	0.014843	9.25	180.01	89.22	0.95
Reach-1	112151	25_year_Future	3800.00	6686.70	6692.87	6692.87	6694.07	0.008266	10.93	716.62	295.57	0.79
Reach-1	112151	50_year_Future	5500.00	6686.70	6693.60	6693.60	6695.03	0.009246	12.50	933.95	299.90	0.86
Reach-1	112151	100_year_Future	7700.00	6686.70	6694.37	6694.37	6696.06	0.010232	14.15	1166.19	304.46	0.92
Reach-1	112151	500_year_Future	14000.00	6686.70	6696.22	6696.06	6698.44	0.011179	17.17	1740.49	313.47	1.00
Reach-1	111700	2_year_Future	220.00	6683.84	6685.27	6684.67	6685.35	0.003275	2.21	99.53	93.78	0.38
Reach-1	111700	5_year_Future	680.00	6683.84	6686.36	6685.40	6686.52	0.003221	3.16	215.42	117.33	0.41
Reach-1	111700	10_year_Future	1200.00	6683.84	6687.18	6685.96	6687.40	0.003084	3.79	317.50	136.12	0.42
Reach-1	111700	25_year_Future	3800.00	6683.84	6689.21	6687.72	6689.81	0.003951	6.38	664.66	198.33	0.53
Reach-1	111700	50_year_Future	5500.00	6683.84	6690.06	6688.67	6690.90	0.004427	7.57	839.78	211.07	0.58
Reach-1	111700	100_year_Future	7700.00	6683.84	6691.02	6689.60	6692.12	0.004755	8.76	1046.14	218.64	0.61
Reach-1	111700	500_year_Future	14000.00	6683.84	6693.20		6694.94	0.005305	11.27	1574.63	264.08	0.68
Reach-1	111401	2_year_Future	220.00	6682.00	6682.96	6682.90	6683.32	0.020710	4.83	45.52	52.77	0.92
Reach-1	111401	5_year_Future	680.00	6682.00	6683.97	6683.83	6684.83	0.016079	6.51	104.38	63.81	0.90
Reach-1	111401	10_year_Future	1200.00	6682.00	6684.67	6684.67	6685.59	0.014866	7.77	176.04	142.42	0.91
Reach-1	111401	25_year_Future	3800.00	6682.00	6686.80		6687.98	0.009936	9.88	609.78	232.14	0.83
Reach-1	111401	50_year_Future	5500.00	6682.00	6687.88		6689.10	0.008228	10.41	867.48	245.43	0.76
Reach-1	111401	100_year_Future	7700.00	6682.00	6689.33		6690.50	0.006157	10.54	1254.06	294.45	0.71
Reach-1	111401	500_year_Future	14000.00	6682.00	6691.79		6693.22	0.005582	12.29	2053.62	338.49	0.71
Reach-1	111011	2_year_Future	220.00	6678.00	6680.33		6680.46	0.003591	2.91	78.91	72.50	0.42
Reach-1	111011	5_year_Future	680.00	6678.00	6681.53		6681.80	0.003864	4.46	215.54	155.34	0.48
Reach-1	111011	10_year_Future	1200.00	6678.00	6682.33	6681.48	6682.89	0.003946	5.36	355.51	181.16	0.50
Reach-1	111011	25_year_Future	3800.00	6678.00	6684.75		6685.40	0.004245	7.89	818.22	198.28	0.57
Reach-1	111011	50_year_Future	5500.00	6678.00	6685.91		6686.70	0.004329	8.97	1050.53	204.41	0.59
Reach-1	111011	100_year_Future	7700.00	6678.00	6687.17		6688.31	0.005081	10.84	1383.96	301.88	0.66
Reach-1	111011	500_year_Future	14000.00	6678.00	6690.09		6691.29	0.004121	11.92	2303.10	322.36	0.63
Reach-1	110523	2_year_Future	220.00	6676.00	6677.70		6677.93	0.008043	3.82	57.55	46.11	0.60
Reach-1	110523	5_year_Future	680.00	6676.00	6678.92		6679.34	0.006775	5.36	181.53	123.87	0.62
Reach-1	110523	10_year_Future	1200.00	6676.00	6679.77		6680.30	0.006203	6.30	287.40	173.12	0.62
Reach-1	110523	25_year_Future	3800.00	6676.00	6682.09		6682.93	0.005990	8.89	733.14	206.07	0.67
Reach-1	110523	50_year_Future	5500.00	6676.00	6683.15		6684.18	0.006136	10.11	959.32	222.62	0.69
Reach-1	110523	100_year_Future	7700.00	6676.00	6684.25		6685.52	0.006423	11.47	1213.71	239.88	0.73
Reach-1	110523	500_year_Future	14000.00	6676.00	6686.49		6688.52	0.007784	14.96	1795.21	287.69	0.84
Reach-1	110156	2_year_Future	220.00	6674.00	6675.68	6675.03	6675.81	0.004224	2.91	75.60	56.87	0.44
Reach-1	110156	5_year_Future	680.00	6674.00	6676.94		6677.23	0.004825	4.33	158.28	74.96	0.52
Reach-1	110156	10_year_Future	1200.00	6674.00	6677.79		6678.23	0.005049	5.39	240.59	134.99	0.55
Reach-1	110156	25_year_Future	3800.00	6674.00	6680.34		6681.06	0.004231	7.49	775.85	249.72	0.56
Reach-1	110156	50_year_Future	5500.00	6674.00	6681.21		6682.18	0.004650	8.65	1004.28	278.24	0.62
Reach-1	110156	100_year_Future	7700.00	6674.00	6682.19		6683.37	0.005236	10.11	1292.61	310.54	0.66
Reach-1	110156	500_year_Future	14000.00	6674.00	6684.54		6686.06	0.005203	12.13	2089.45	358.98	0.69
Reach-1	109697	2_year_Future	220.00	6672.00	6673.12	6672.78	6673.28	0.007496	3.22	68.30	67.82	0.57
Reach-1	109697	5_year_Future	680.00	6672.00	6674.07		6674.45	0.007793	4.93	146.58	126.81	0.64
Reach-1	109697	10_year_Future	1200.00	6672.00	6674.69		6675.26	0.008546	6.24	230.23	146.41	0.70
Reach-1	109697	25_year_Future	3800.00	6672.00	6676.31	6675.94	6677.84	0.012839	10.72	519.25	233.67	0.93
Reach-1	109697	50_year_Future	5500.00	6672.00	6677.29	6677.29	6678.59	0.010885	11.39	781.43	258.65	0.89
Reach-1	109697	100_year_Future	7700.00	6672.00	6678.24	6678.24	6680.03	0.010353	12.45	1015.95	276.63	0.89
Reach-1	109697	500_year_Future	14000.00	6672.00	6680.05	6680.05	6682.58	0.011213	15.45	1532.23	291.85	0.97
Reach-1	109122	2_year_Future	220.00	6667.68	6668.91		6669.04	0.007198	2.93	75.03	83.48	0.54
Reach-1	109122	5_year_Future	680.00	6667.68	6669.83	6669.29	6670.12	0.007194	4.30	160.61	144.02	0.60
Reach-1	109122	10_year_Future	1200.00	6667.68	6670.47	6670.00	6670.84	0.006753	5.05	298.33	238.40	0.61
Reach-1	109122	25_year_Future	3800.00	6667.68	6672.50		6673.10	0.005187	6.90	816.22	273.82	0.60
Reach-1	109122	50_year_Future	5500.00	6667.68	6673.55	6672.24	6674.25	0.004675	7.61	1114.54	295.30	0.59
Reach-1	109122	100_year_Future	7700.00	6667.68	6674.75	6673.01	6675.53	0.004127	8.21	1483.07	319.80	0.57
Reach-1	109122	500_year_Future	14000.00	6667.68	6677.50	6674.91	6678.47	0.003433	9.50	2428.49	362.01	0.55
Reach-1	108606	2_year_Future	220.00	6664.00	6665.23	6664.86	6665.37	0.007009	2.99	73.56	77.81	0.54
Reach-1	108606	5_year_Future	680.00	6664.00	6666.15	6665.64	6666.45	0.007013	4.41	157.60	104.81	0.60
Reach-1	108606	10_year_Future	1200.00	6664.00	6666.84	6666.23	6667.29	0.006999	5.44	236.39	124.79	0.63
Reach-1	108606	25_year_Future	3800.00	6664.00	6668.97	6668.24	6669.98	0.007006	8.38	553.78	181.08	0.70
Reach-1	108606	50_year_Future	5500.00	6664.00	6669.98	6669.13	6671.27	0.007000	9.61	719.67	166.55	0.72
Reach-1	108606	100_year_Future	7700.00	6664.00	6671.10	6670.06	6672.72	0.007003	10.88	925.80	203.70	0.75
Reach-1	108606	500_year_Future	14000.00	6664.00	6673.55	6672.67	6675.89	0.007005	13.44	1499.33	257.26	0.79

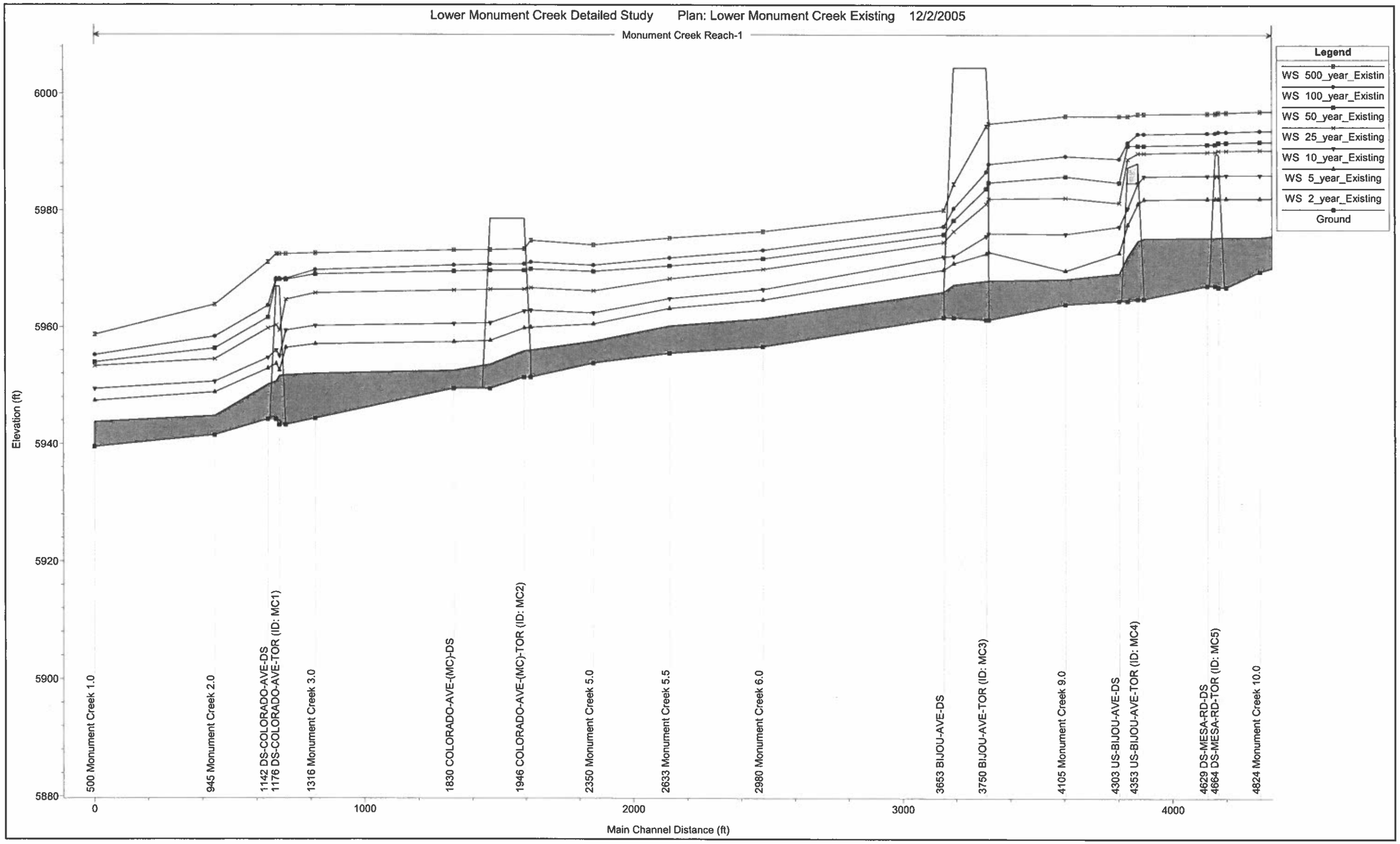
Lower Monument Creek Detailed Study Plan: Lower Monument Creek Existing 12/2/2005
Monument Creek Reach-1
Legend
WS 500_year_Existin
WS 100_year_Existin
WS 50_year_Existing
WS 25_year_Existing
WS 10_year_Existing
WS 5_year_Existing
WS 2_year_Existing
Ground
Elevation (ft)
6000
5980
5960
5940
5920
5900
5880
0
1000
2000
3000
4000
Main Channel Distance (ft)
500 Monument Creek 1.0
945 Monument Creek 2.0
1142 DS-COLORADO-AVE-DS
1176 DS-COLORADO-AVE-TOR (ID: MC1)
1316 Monument Creek 3.0
1830 COLORADO-AVE-(MC)-DS
1946 COLORADO-AVE-(MC)-TOR (ID: MC2)
2350 Monument Creek 5.0
2633 Monument Creek 5.5
2980 Monument Creek 6.0
3653 BIJOU-AVE-DS
3750 BIJOU-AVE-TOR (ID: MC3)
4105 Monument Creek 9.0
4303 US-BIJOU-AVE-DS
4353 US-BIJOU-AVE-TOR (ID: MC4)
4629 DS-MESA-RD-DS
4664 DS-MESA-RD-TOR (ID: MC5)
4824 Monument Creek 10.0

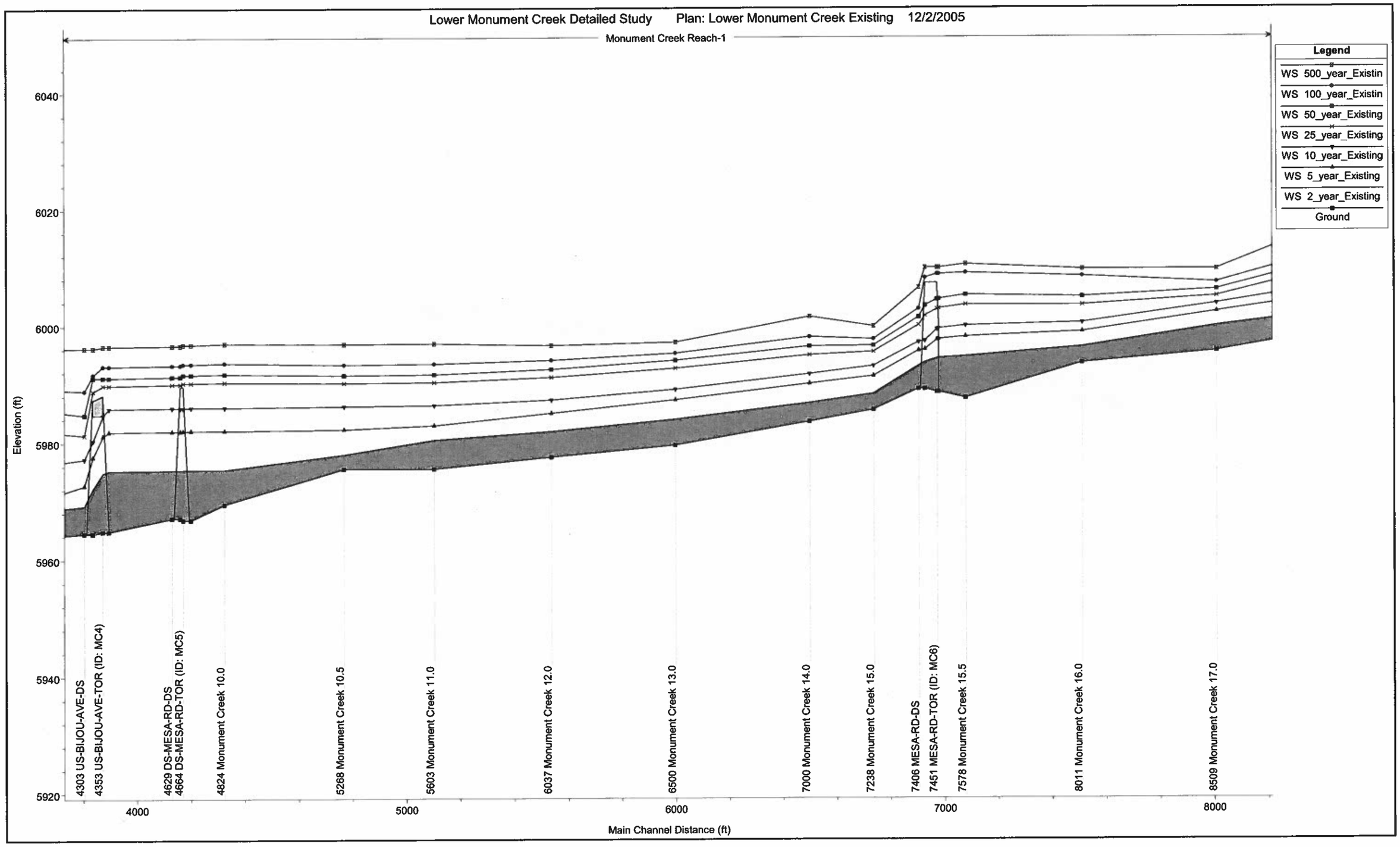
Lower Monument Creek Detailed Study Plan: Lower Monument Creek Existing 12/2/2005
Monument Creek Reach-1
Legend
WS 500_year_Existin
WS 100_year_Existin
WS 50_year_Existing
WS 25_year_Existing
WS 10_year_Existing
WS 5_year_Existing
WS 2_year_Existing
Ground
Elevation (ft)
6040
6020
6000
5980
5960
5940
5920
4303 US-BIJOU-AVE-DS
4353 US-BIJOU-AVE-TOR (ID: MC4)
4629 DS-MESA-RD-DS
4664 DS-MESA-RD-TOR (ID: MC5)
4824 Monument Creek 10.0
5268 Monument Creek 10.5
5603 Monument Creek 11.0
6037 Monument Creek 12.0
6500 Monument Creek 13.0
7000 Monument Creek 14.0
7238 Monument Creek 15.0
7406 MESA-RD-DS
7451 MESA-RD-TOR (ID: MC6)
7578 Monument Creek 15.5
8011 Monument Creek 16.0
8509 Monument Creek 17.0
4000
5000
6000
7000
8000
Main Channel Distance (ft)

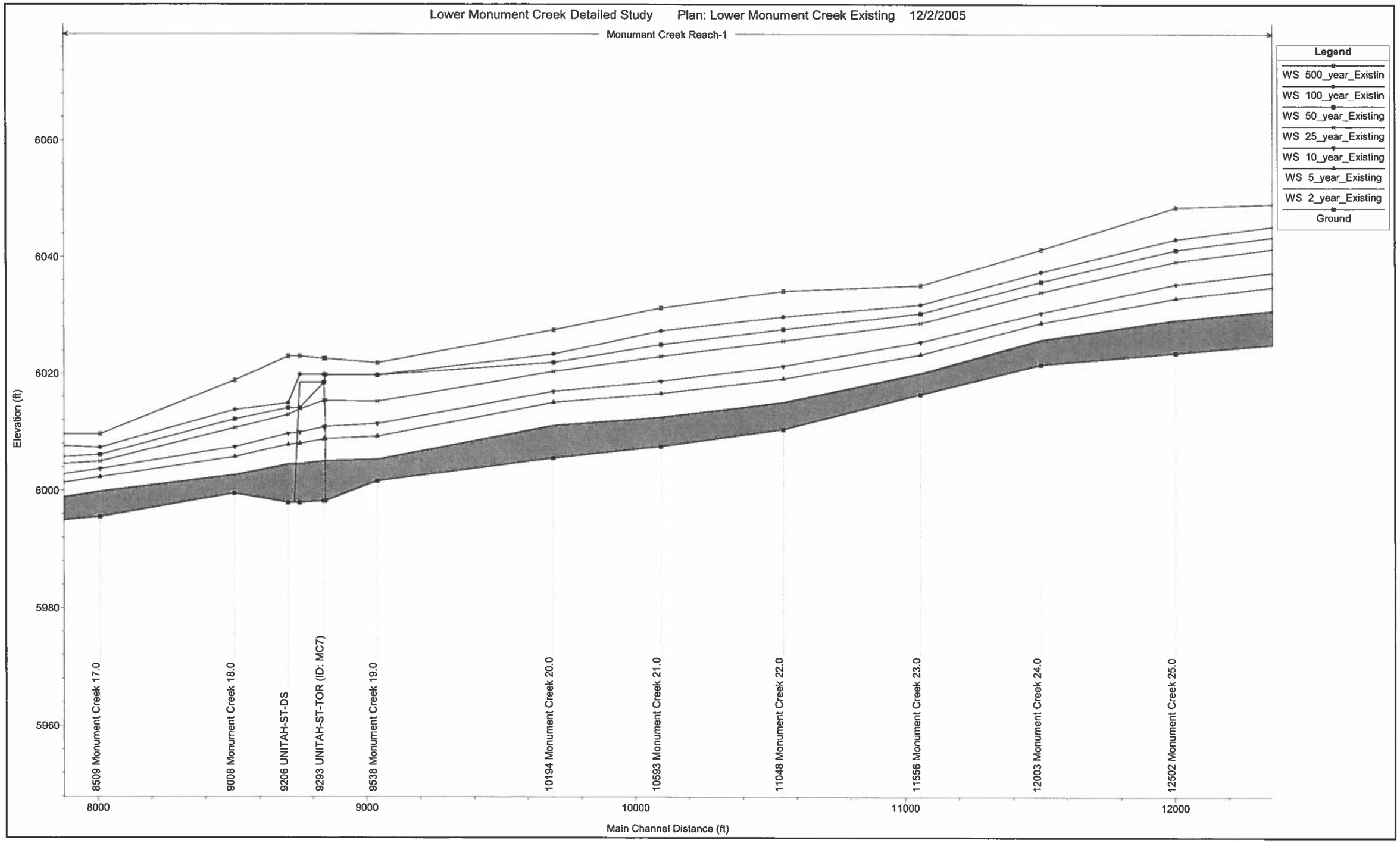
Lower Monument Creek Detailed Study Plan: Lower Monument Creek Existing 12/2/2005
Monument Creek Reach-1
Legend
WS 500_year_Existin
WS 100_year_Existin
WS 50_year_Existing
WS 25_year_Existing
WS 10_year_Existing
WS 5_year_Existing
WS 2_year_Existing
Ground
Elevation (ft)
6060
6040
6020
6000
5980
5960
8509 Monument Creek 17.0
9008 Monument Creek 18.0
9206 UNITAH-ST-DS
9293 UNITAH-ST-TOR (ID: MC7)
9538 Monument Creek 19.0
10194 Monument Creek 20.0
10593 Monument Creek 21.0
11048 Monument Creek 22.0
11556 Monument Creek 23.0
12003 Monument Creek 24.0
12502 Monument Creek 25.0
8000
9000
10000
11000
12000
Main Channel Distance (ft)

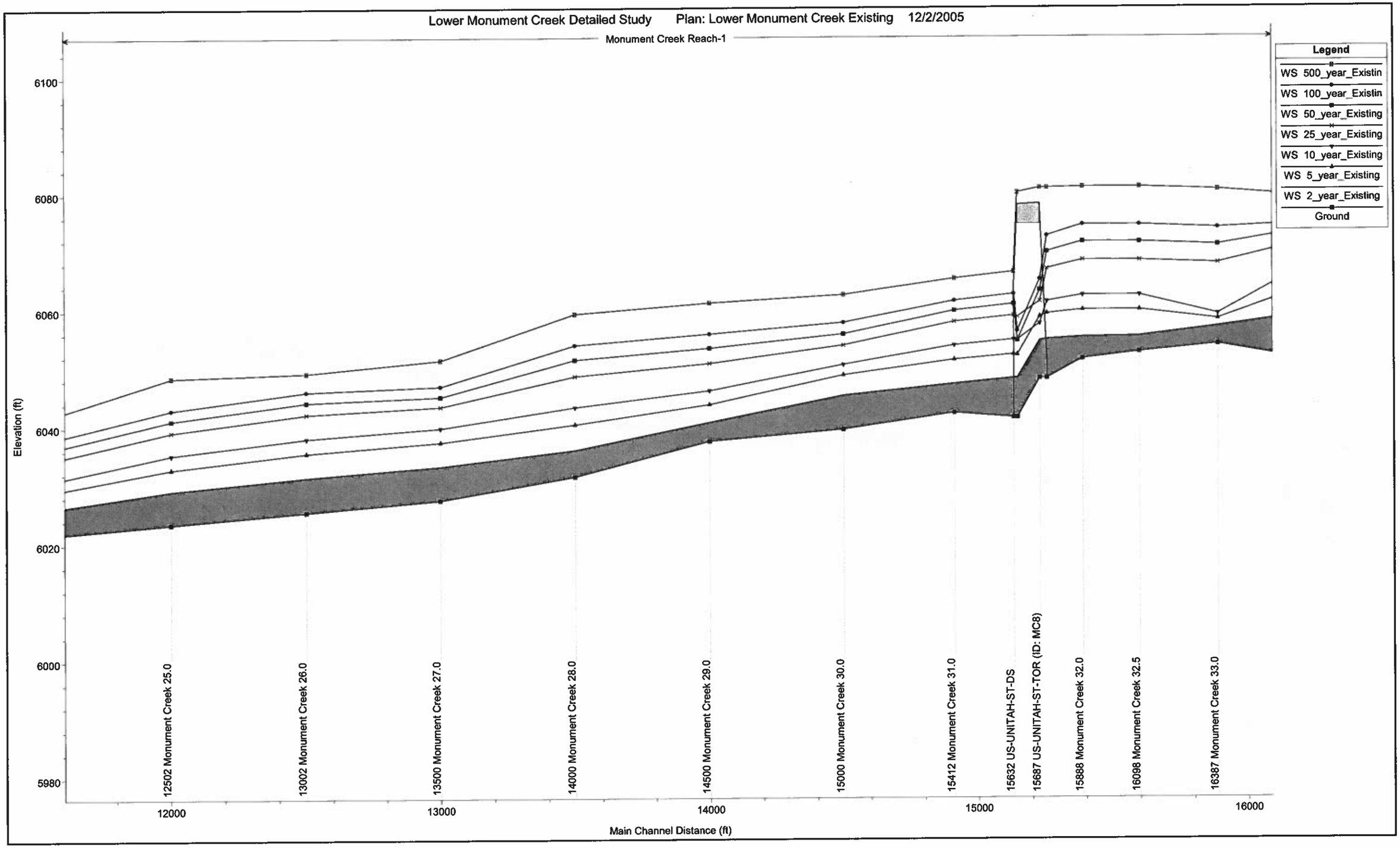
Lower Monument Creek Detailed Study Plan: Lower Monument Creek Existing 12/2/2005
Monument Creek Reach-1
Legend
WS 500_year_Existin
WS 100_year_Existin
WS 50_year_Existing
WS 25_year_Existing
WS 10_year_Existing
WS 5_year_Existing
WS 2_year_Existing
Ground
Elevation (ft)
6100
6080
6060
6040
6020
6000
5980
12502 Monument Creek 25.0
13002 Monument Creek 26.0
13500 Monument Creek 27.0
14000 Monument Creek 28.0
14500 Monument Creek 29.0
15000 Monument Creek 30.0
15412 Monument Creek 31.0
15632 US-UNITAH-ST-DS
15687 US-UNITAH-ST-TOR (ID: MC8)
15888 Monument Creek 32.0
16098 Monument Creek 32.5
16387 Monument Creek 33.0
12000
13000
14000
15000
16000
Main Channel Distance (ft)

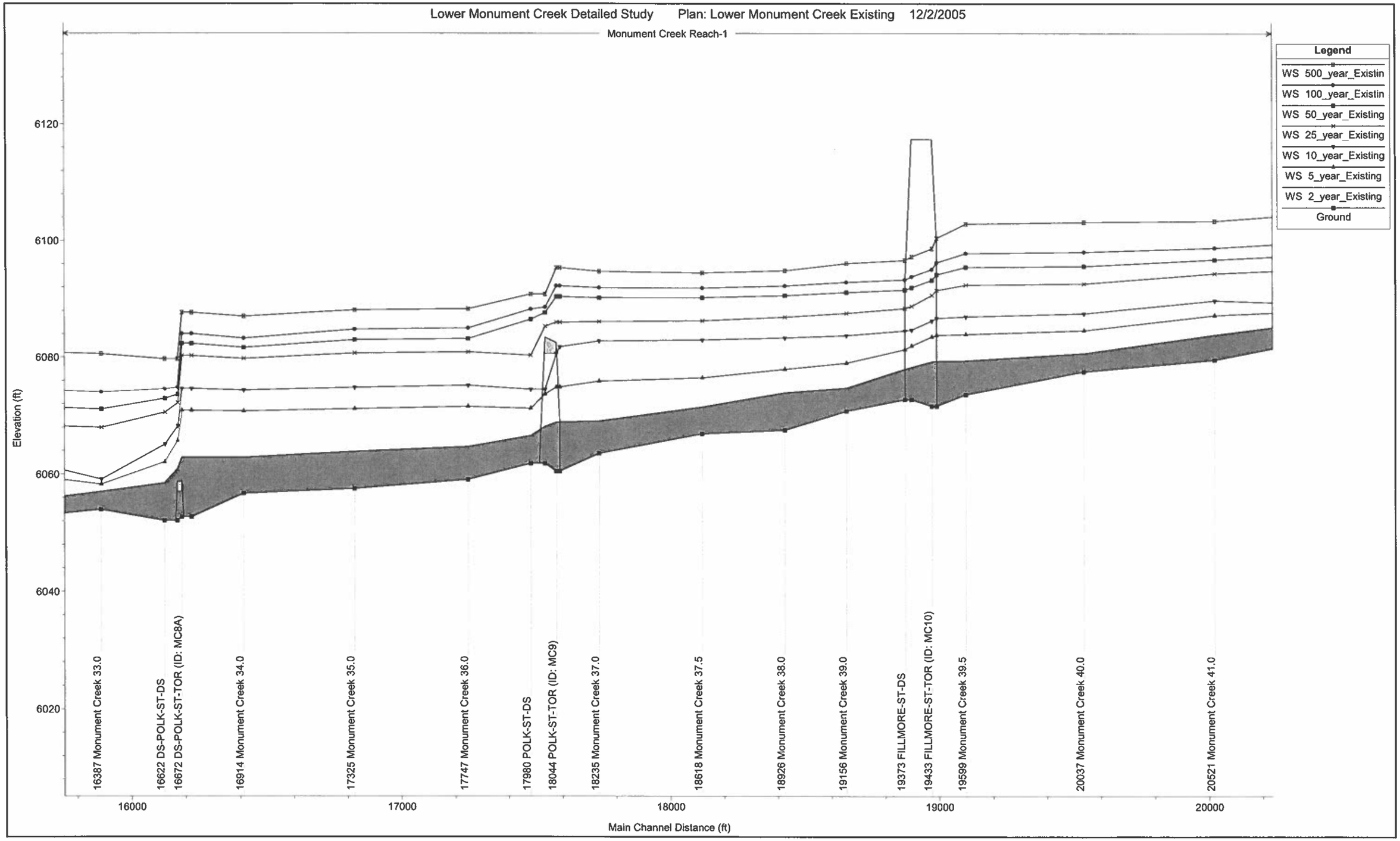
Lower Monument Creek Detailed Study Plan: Lower Monument Creek Existing 12/2/2005
Monument Creek Reach-1
Legend
WS 500_year_Existin
WS 100_year_Existin
WS 50_year_Existing
WS 25_year_Existing
WS 10_year_Existing
WS 5_year_Existing
WS 2_year_Existing
Ground
Elevation (ft)
6120
6100
6080
6060
6040
6020
16387 Monument Creek 33.0
16622 DS-POLK-ST-DS
16672 DS-POLK-ST-TOR (ID: MC8A)
16914 Monument Creek 34.0
17325 Monument Creek 35.0
17747 Monument Creek 36.0
17980 POLK-ST-DS
18044 POLK-ST-TOR (ID: MC9)
18235 Monument Creek 37.0
18618 Monument Creek 37.5
18926 Monument Creek 38.0
19156 Monument Creek 39.0
19373 FILLMORE-ST-DS
19433 FILLMORE-ST-TOR (ID: MC10)
19599 Monument Creek 39.5
20037 Monument Creek 40.0
20521 Monument Creek 41.0
16000
17000
18000
19000
20000
Main Channel Distance (ft)

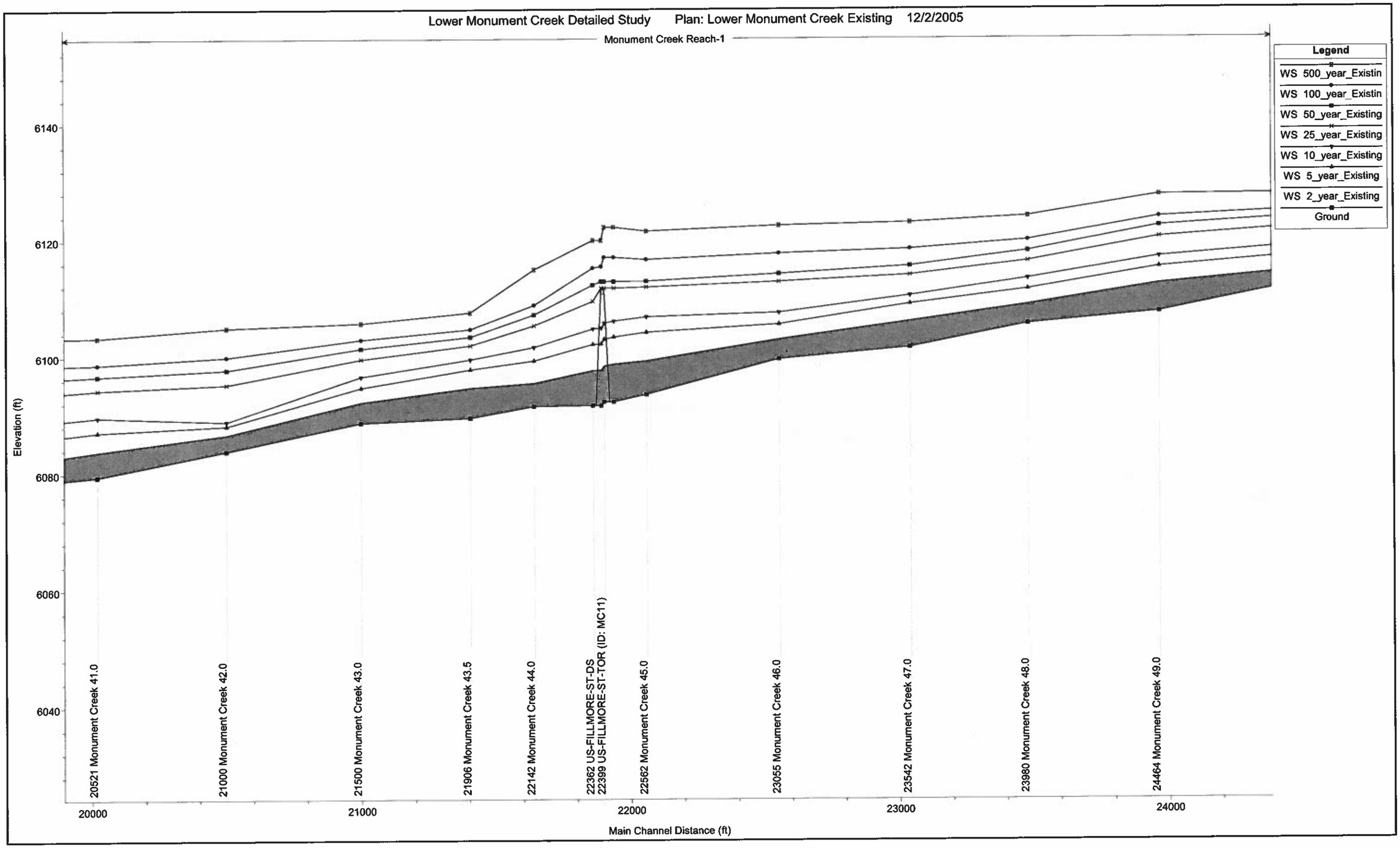
Lower Monument Creek Detailed Study Plan: Lower Monument Creek Existing 12/2/2005
Monument Creek Reach-1
Legend
WS 500_year_Existin
WS 100_year_Existin
WS 50_year_Existing
WS 25_year_Existing
WS 10_year_Existing
WS 5_year_Existing
WS 2_year_Existing
Ground
Elevation (ft)
6140
6120
6100
6080
6060
6040
20521 Monument Creek 41.0
21000 Monument Creek 42.0
21500 Monument Creek 43.0
21906 Monument Creek 43.5
22142 Monument Creek 44.0
22362 US-FILLMORE-ST-DS
22399 US-FILLMORE-ST-TOR (ID: MC11)
22562 Monument Creek 45.0
23055 Monument Creek 46.0
23542 Monument Creek 47.0
23980 Monument Creek 48.0
24464 Monument Creek 49.0
20000
21000
22000
23000
24000
Main Channel Distance (ft)

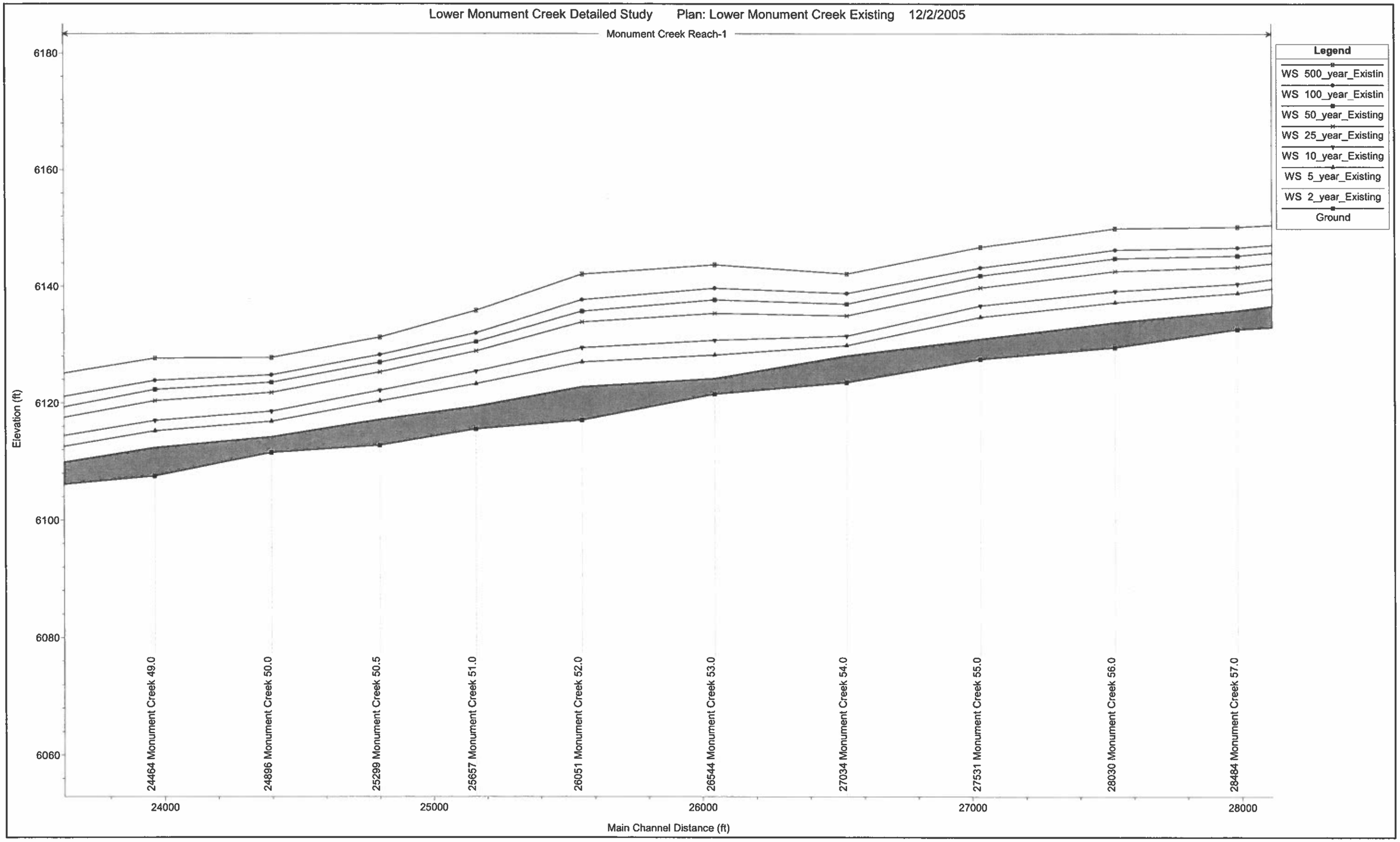
Lower Monument Creek Detailed Study Plan: Lower Monument Creek Existing 12/2/2005
Monument Creek Reach-1
Legend
WS 500_year_Existin
WS 100_year_Existin
WS 50_year_Existing
WS 25_year_Existing
WS 10_year_Existing
WS 5_year_Existing
WS 2_year_Existing
Ground
Elevation (ft)
6180
6160
6140
6120
6100
6080
6060
24464 Monument Creek 49.0
24896 Monument Creek 50.0
25299 Monument Creek 50.5
25657 Monument Creek 51.0
26051 Monument Creek 52.0
26544 Monument Creek 53.0
27034 Monument Creek 54.0
27531 Monument Creek 55.0
28030 Monument Creek 56.0
28484 Monument Creek 57.0
24000
25000
26000
27000
28000
Main Channel Distance (ft)

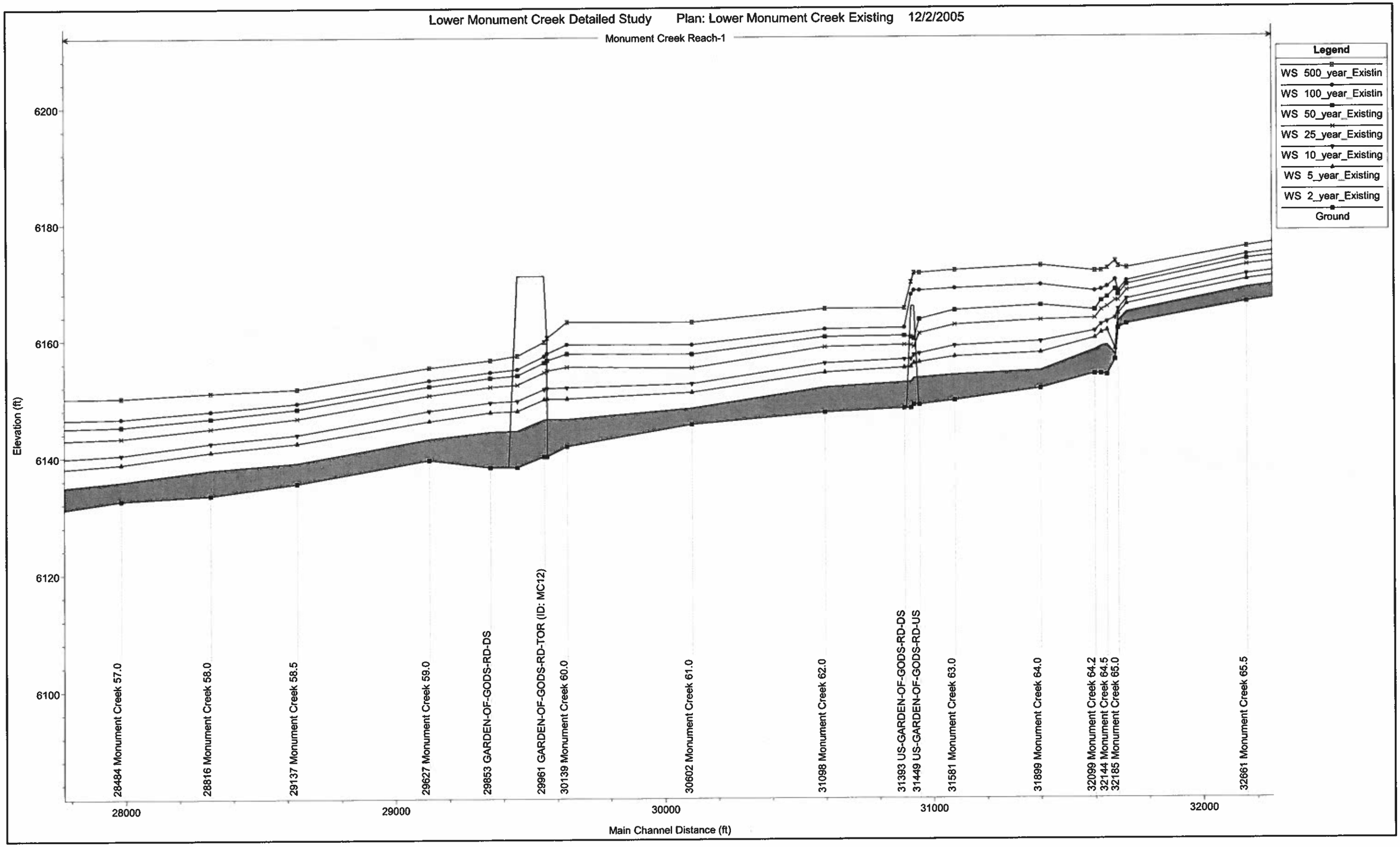
Lower Monument Creek Detailed Study Plan: Lower Monument Creek Existing 12/2/2005
Monument Creek Reach-1
Legend
WS 500_year_Existin
WS 100_year_Existin
WS 50_year_Existing
WS 25_year_Existing
WS 10_year_Existing
WS 5_year_Existing
WS 2_year_Existing
Ground
Elevation (ft)
6200
6180
6160
6140
6120
6100
28484 Monument Creek 57.0
28816 Monument Creek 58.0
29137 Monument Creek 58.5
29627 Monument Creek 59.0
29853 GARDEN-OF-GODS-RD-DS
29961 GARDEN-OF-GODS-RD-TOR (ID: MC12)
30139 Monument Creek 60.0
30602 Monument Creek 61.0
31098 Monument Creek 62.0
31393 US-GARDEN-OF-GODS-RD-DS
31449 US-GARDEN-OF-GODS-RD-US
31581 Monument Creek 63.0
31899 Monument Creek 64.0
32099 Monument Creek 64.2
32144 Monument Creek 64.5
32185 Monument Creek 65.0
32661 Monument Creek 65.5
28000
29000
30000
31000
32000
Main Channel Distance (ft)

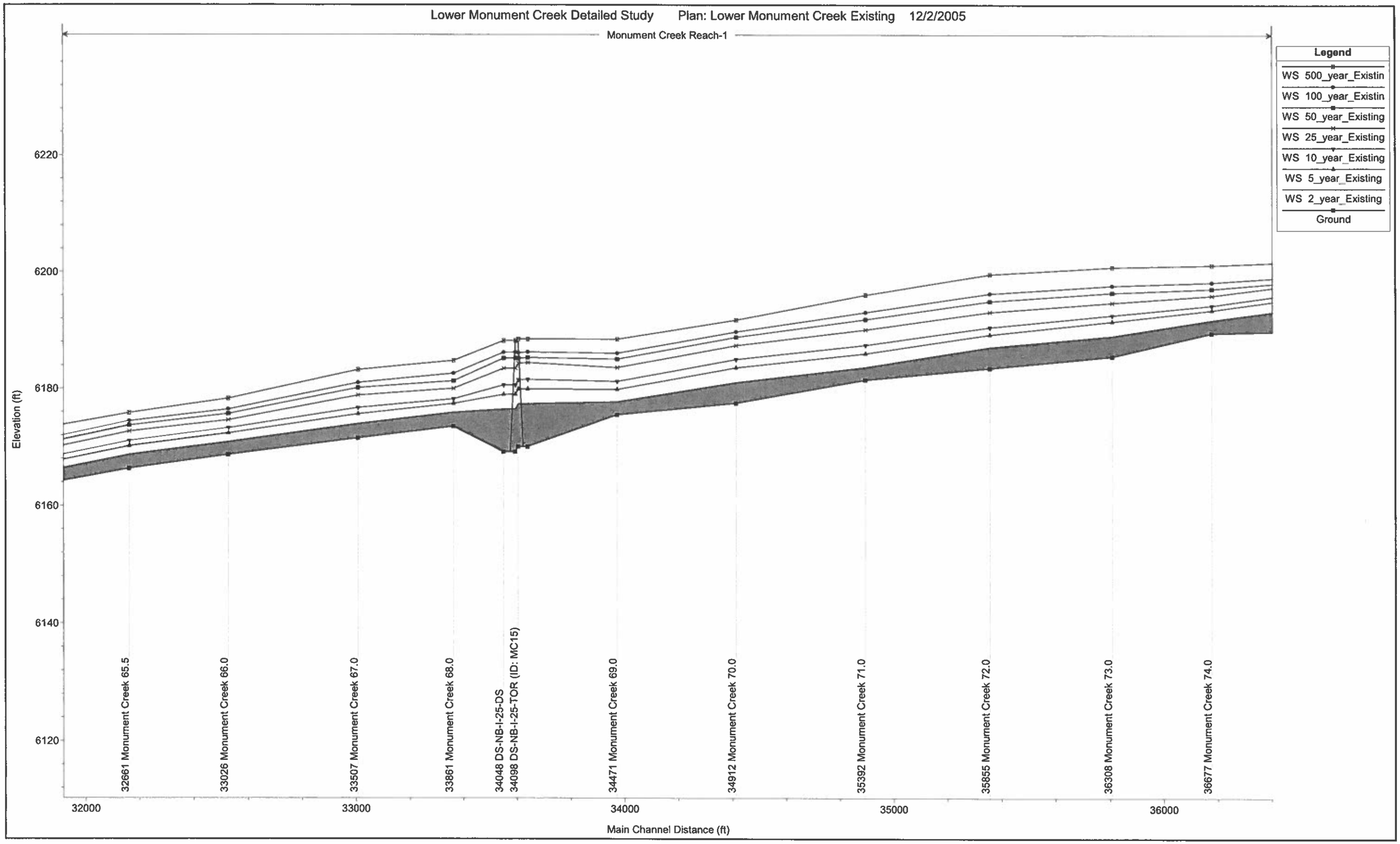
Lower Monument Creek Detailed Study Plan: Lower Monument Creek Existing 12/2/2005
Monument Creek Reach-1
Legend
WS 500_year_Existin
WS 100_year_Existin
WS 50_year_Existing
WS 25_year_Existing
WS 10_year_Existing
WS 5_year_Existing
WS 2_year_Existing
Ground
Elevation (ft)
6220
6200
6180
6160
6140
6120
32661 Monument Creek 65.5
33026 Monument Creek 66.0
33507 Monument Creek 67.0
33861 Monument Creek 68.0
34048 DS-NB-I-25-DS
34098 DS-NB-I-25-TOR (ID: MC15)
34471 Monument Creek 69.0
34912 Monument Creek 70.0
35392 Monument Creek 71.0
35855 Monument Creek 72.0
36308 Monument Creek 73.0
36677 Monument Creek 74.0
32000
33000
34000
35000
36000
Main Channel Distance (ft)

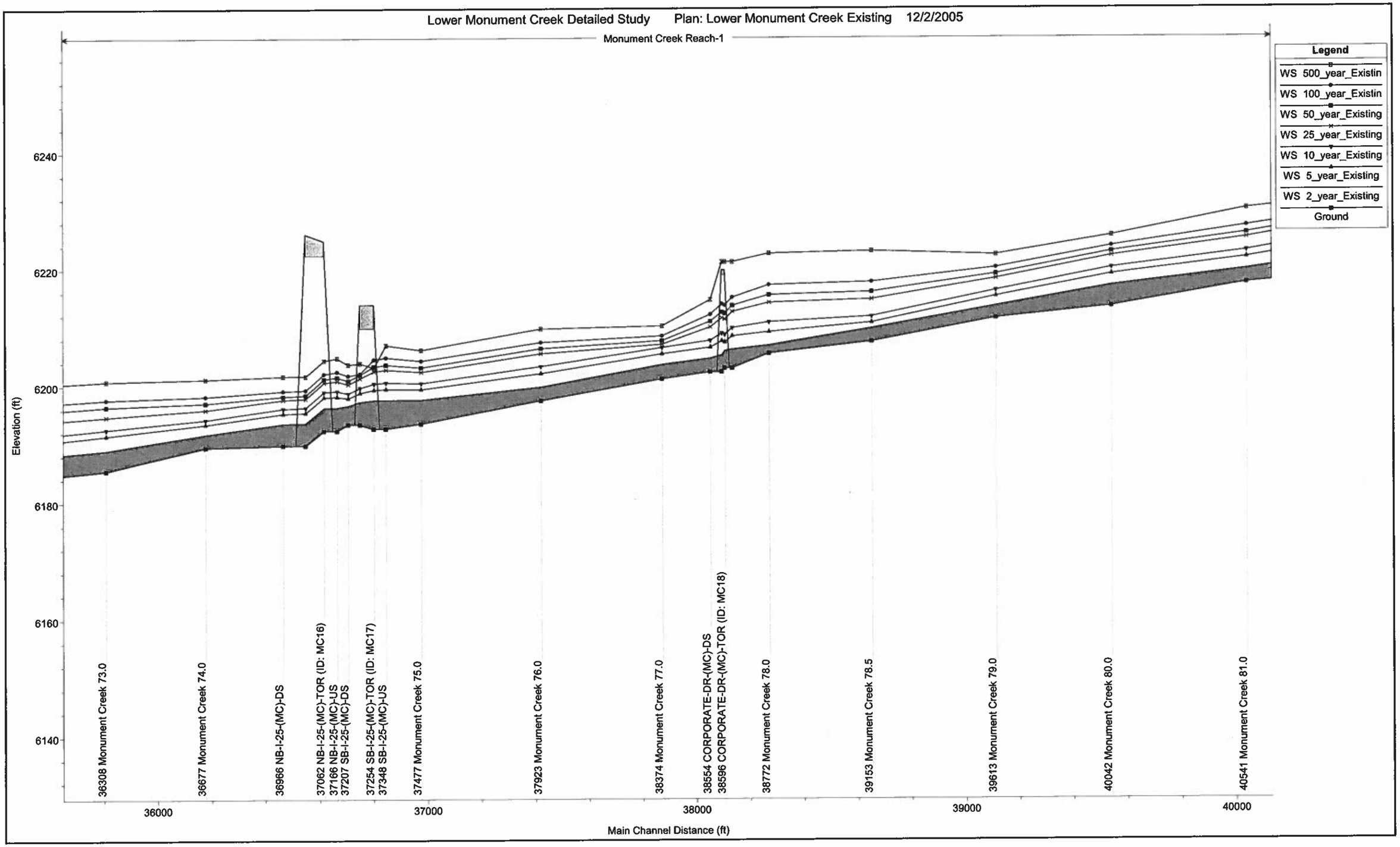
Lower Monument Creek Detailed Study Plan: Lower Monument Creek Existing 12/2/2005
Monument Creek Reach-1
Legend
WS 500_year_Existin
WS 100_year_Existin
WS 50_year_Existing
WS 25_year_Existing
WS 10_year_Existing
WS 5_year_Existing
WS 2_year_Existing
Ground
Elevation (ft)
6240
6220
6200
6180
6160
6140
36308 Monument Creek 73.0
36677 Monument Creek 74.0
36966 NB-I-25-(MC)-DS
37062 NB-I-25-(MC)-TOR (ID: MC16)
37166 NB-I-25-(MC)-US
37207 SB-I-25-(MC)-DS
37254 SB-I-25-(MC)-TOR (ID: MC17)
37348 SB-I-25-(MC)-US
37477 Monument Creek 75.0
37923 Monument Creek 76.0
38374 Monument Creek 77.0
38554 CORPORATE-DR-(MC)-DS
38596 CORPORATE-DR-(MC)-TOR (ID: MC18)
38772 Monument Creek 78.0
39153 Monument Creek 78.5
39613 Monument Creek 79.0
40042 Monument Creek 80.0
40541 Monument Creek 81.0
36000
37000
38000
39000
40000
Main Channel Distance (ft)

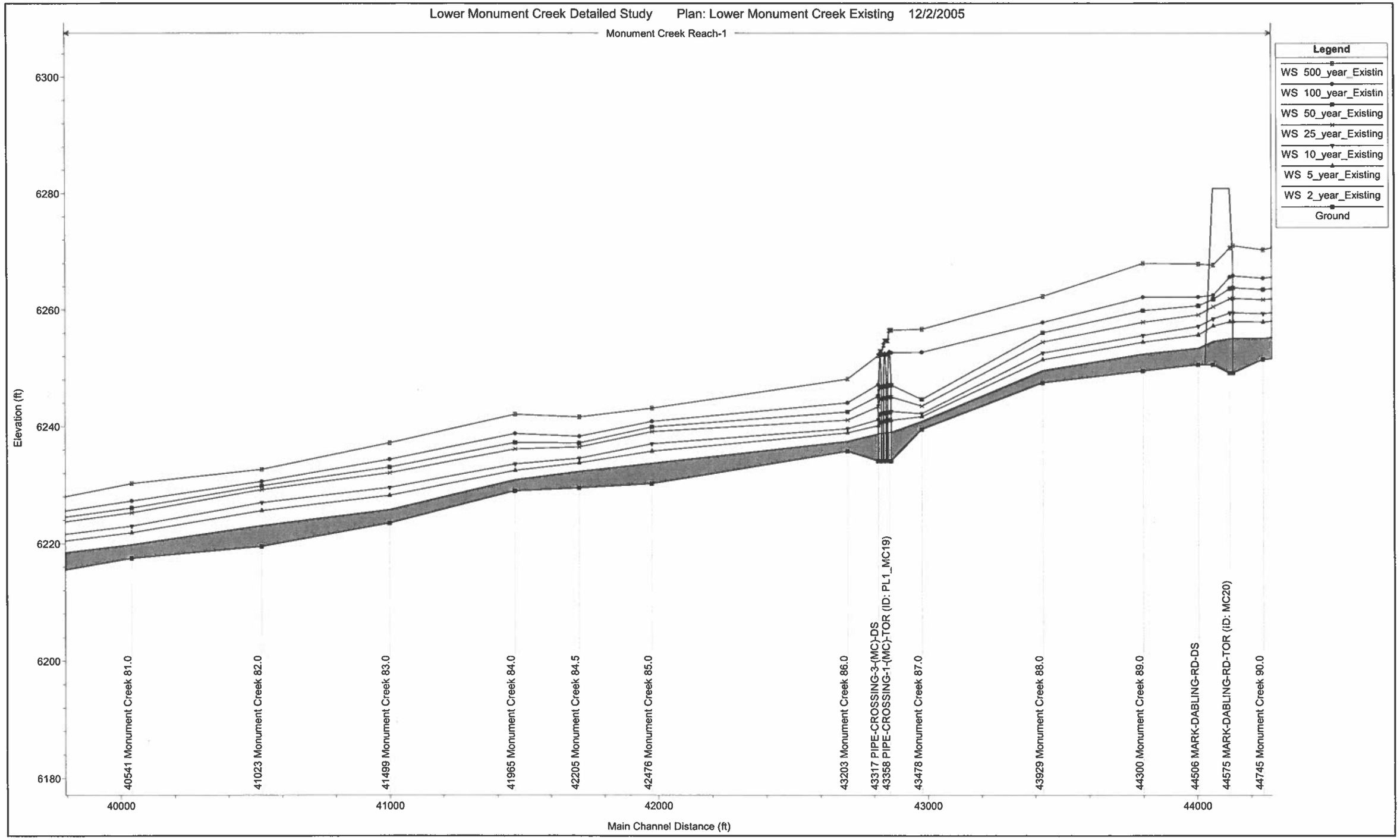
Lower Monument Creek Detailed Study Plan: Lower Monument Creek Existing 12/2/2005
Monument Creek Reach-1
Legend
WS 500_year_Existin
WS 100_year_Existin
WS 50_year_Existing
WS 25_year_Existing
WS 10_year_Existing
WS 5_year_Existing
WS 2_year_Existing
Ground
Elevation (ft)
6300
6280
6260
6240
6220
6200
6180
40541 Monument Creek 81.0
41023 Monument Creek 82.0
41499 Monument Creek 83.0
41965 Monument Creek 84.0
42205 Monument Creek 84.5
42476 Monument Creek 85.0
43203 Monument Creek 86.0
43317 PIPE-CROSSING-3-(MC)-DS
43358 PIPE-CROSSING-1-(MC)-TOR (ID: PL1_MC19)
43478 Monument Creek 87.0
43929 Monument Creek 88.0
44300 Monument Creek 89.0
44506 MARK-DABLING-RD-DS
44575 MARK-DABLING-RD-TOR (ID: MC20)
44745 Monument Creek 90.0
40000
41000
42000
43000
44000
Main Channel Distance (ft)

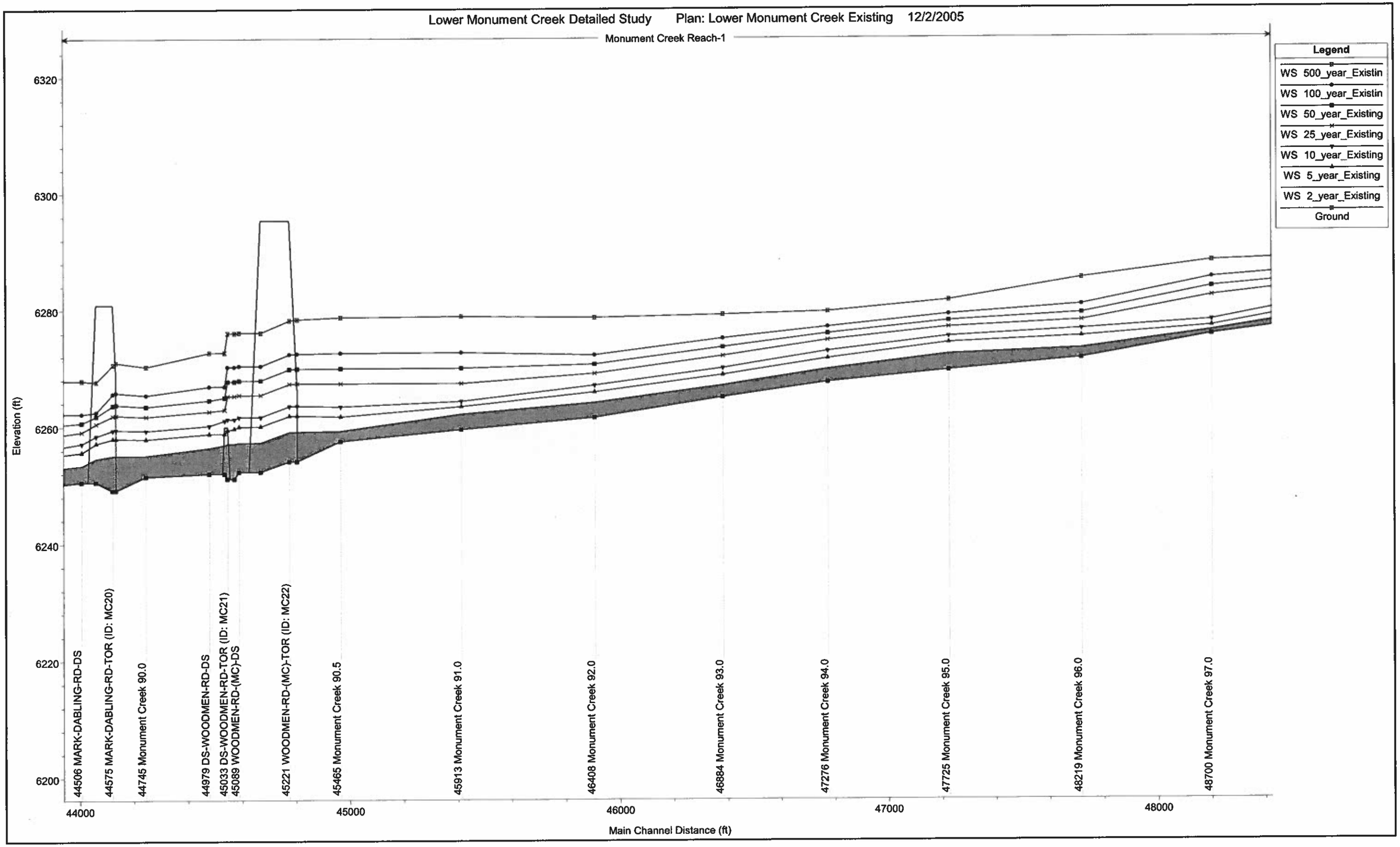
Lower Monument Creek Detailed Study Plan: Lower Monument Creek Existing 12/2/2005
Monument Creek Reach-1
Legend
WS 500_year_Existin
WS 100_year_Existin
WS 50_year_Existing
WS 25_year_Existing
WS 10_year_Existing
WS 5_year_Existing
WS 2_year_Existing
Ground
Elevation (ft)
6320
6300
6280
6260
6240
6220
6200
44506 MARK-DABLING-RD-DS
44575 MARK-DABLING-RD-TOR (ID: MC20)
44745 Monument Creek 90.0
44979 DS-WOODMEN-RD-DS
45033 DS-WOODMEN-RD-TOR (ID: MC21)
45089 WOODMEN-RD-(MC)-DS
45221 WOODMEN-RD-(MC)-TOR (ID: MC22)
45465 Monument Creek 90.5
45913 Monument Creek 91.0
46408 Monument Creek 92.0
46884 Monument Creek 93.0
47276 Monument Creek 94.0
47725 Monument Creek 95.0
48219 Monument Creek 96.0
48700 Monument Creek 97.0
44000
45000
46000
47000
48000
Main Channel Distance (ft)

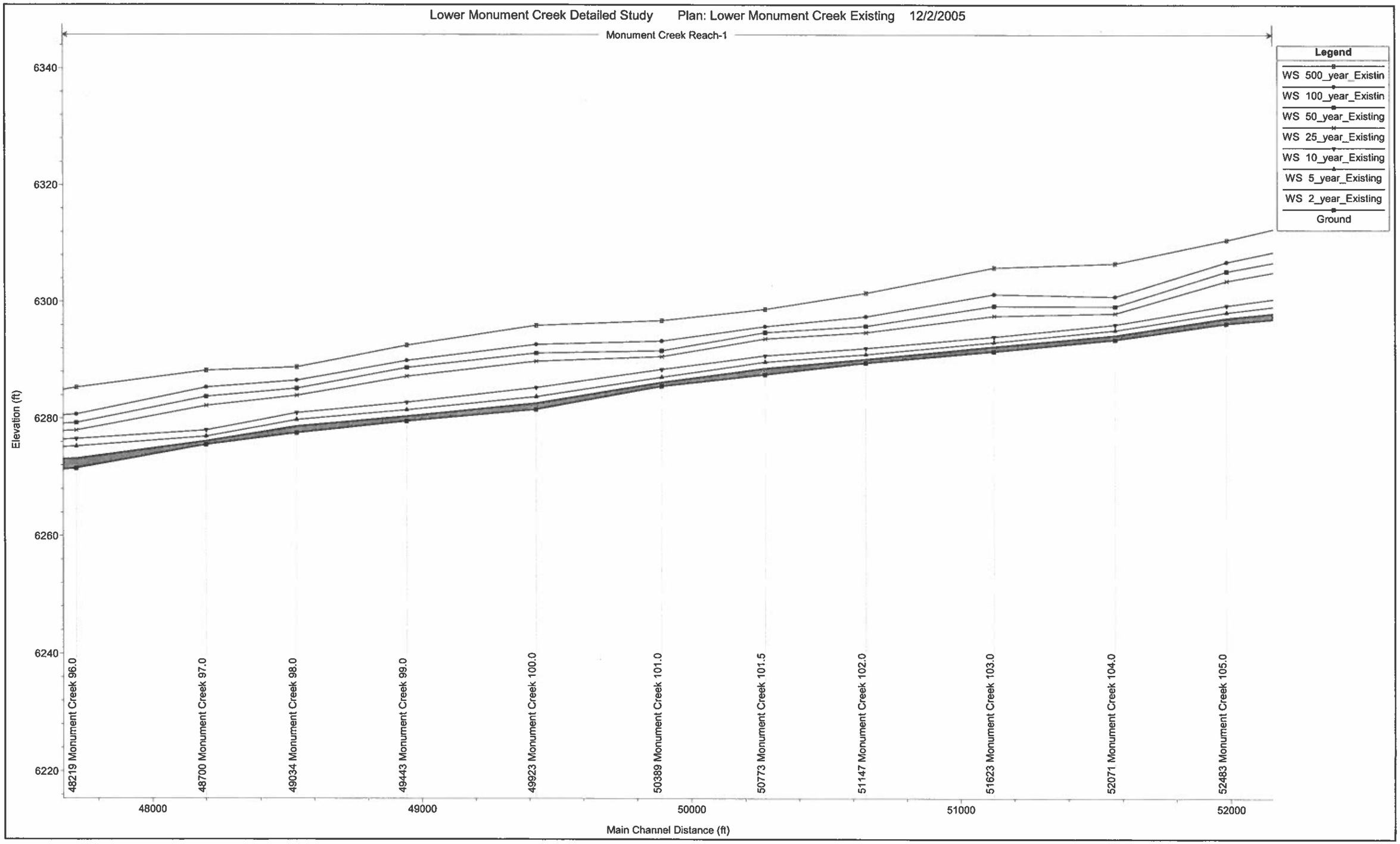
Lower Monument Creek Detailed Study Plan: Lower Monument Creek Existing 12/2/2005
Monument Creek Reach-1
Legend
WS 500_year_Existin
WS 100_year_Existin
WS 50_year_Existing
WS 25_year_Existing
WS 10_year_Existing
WS 5_year_Existing
WS 2_year_Existing
Ground
Elevation (ft)
6340
6320
6300
6280
6260
6240
6220
48219 Monument Creek 96.0
48700 Monument Creek 97.0
49034 Monument Creek 98.0
49443 Monument Creek 99.0
49923 Monument Creek 100.0
50389 Monument Creek 101.0
50773 Monument Creek 101.5
51147 Monument Creek 102.0
51623 Monument Creek 103.0
52071 Monument Creek 104.0
52483 Monument Creek 105.0
48000
49000
50000
51000
52000
Main Channel Distance (ft)

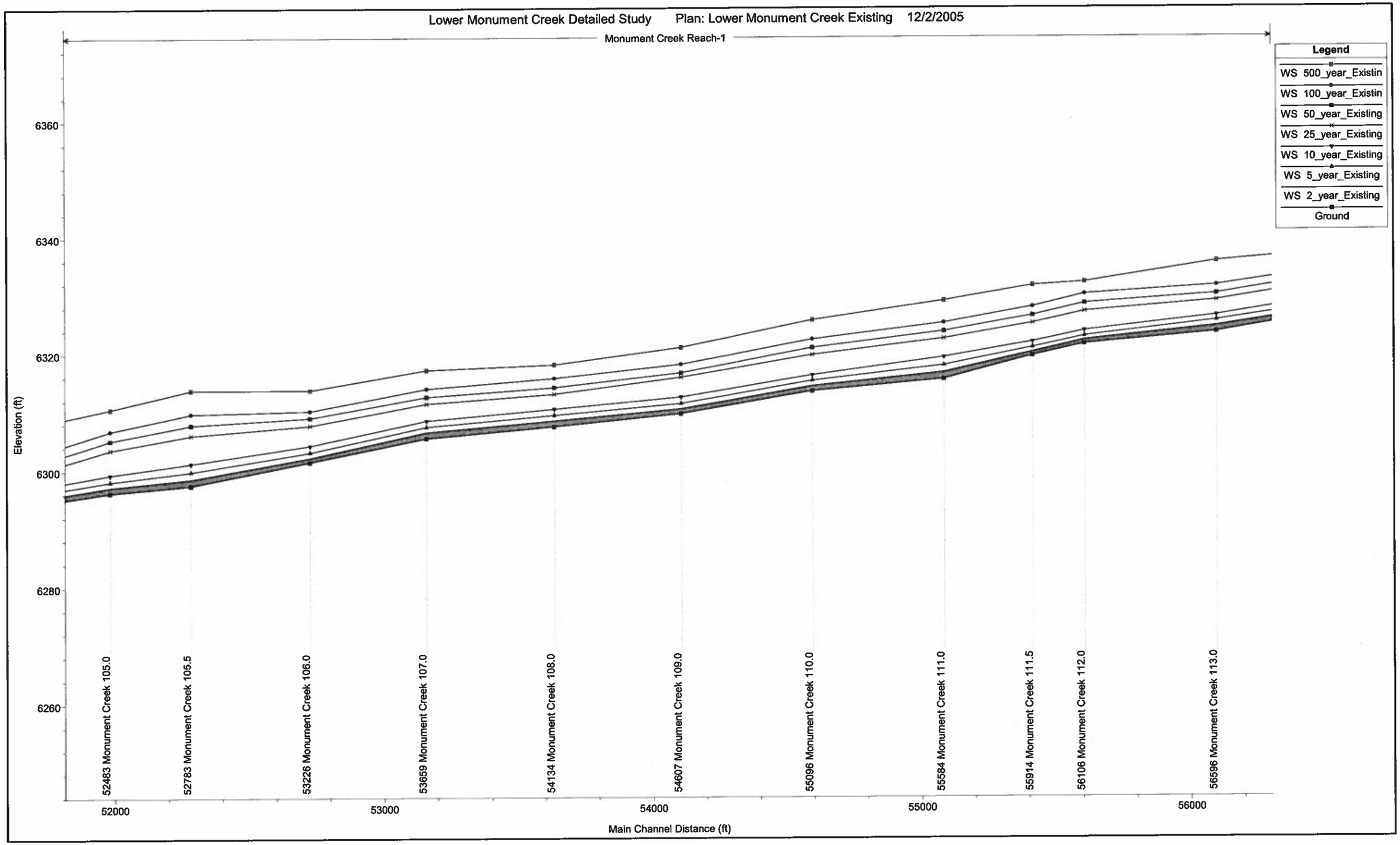
Lower Monument Creek Detailed Study Plan: Lower Monument Creek Existing 12/2/2005
Monument Creek Reach-1
Legend
WS 500_year_Existin
WS 100_year_Existin
WS 50_year_Existing
WS 25_year_Existing
WS 10_year_Existing
WS 5_year_Existing
WS 2_year_Existing
Ground
Elevation (ft)
6360
6340
6320
6300
6280
6260
52483 Monument Creek 105.0
52783 Monument Creek 105.5
53226 Monument Creek 106.0
53659 Monument Creek 107.0
54134 Monument Creek 108.0
54607 Monument Creek 109.0
55096 Monument Creek 110.0
55584 Monument Creek 111.0
55914 Monument Creek 111.5
56106 Monument Creek 112.0
56596 Monument Creek 113.0
52000
53000
54000
55000
56000
Main Channel Distance (ft)

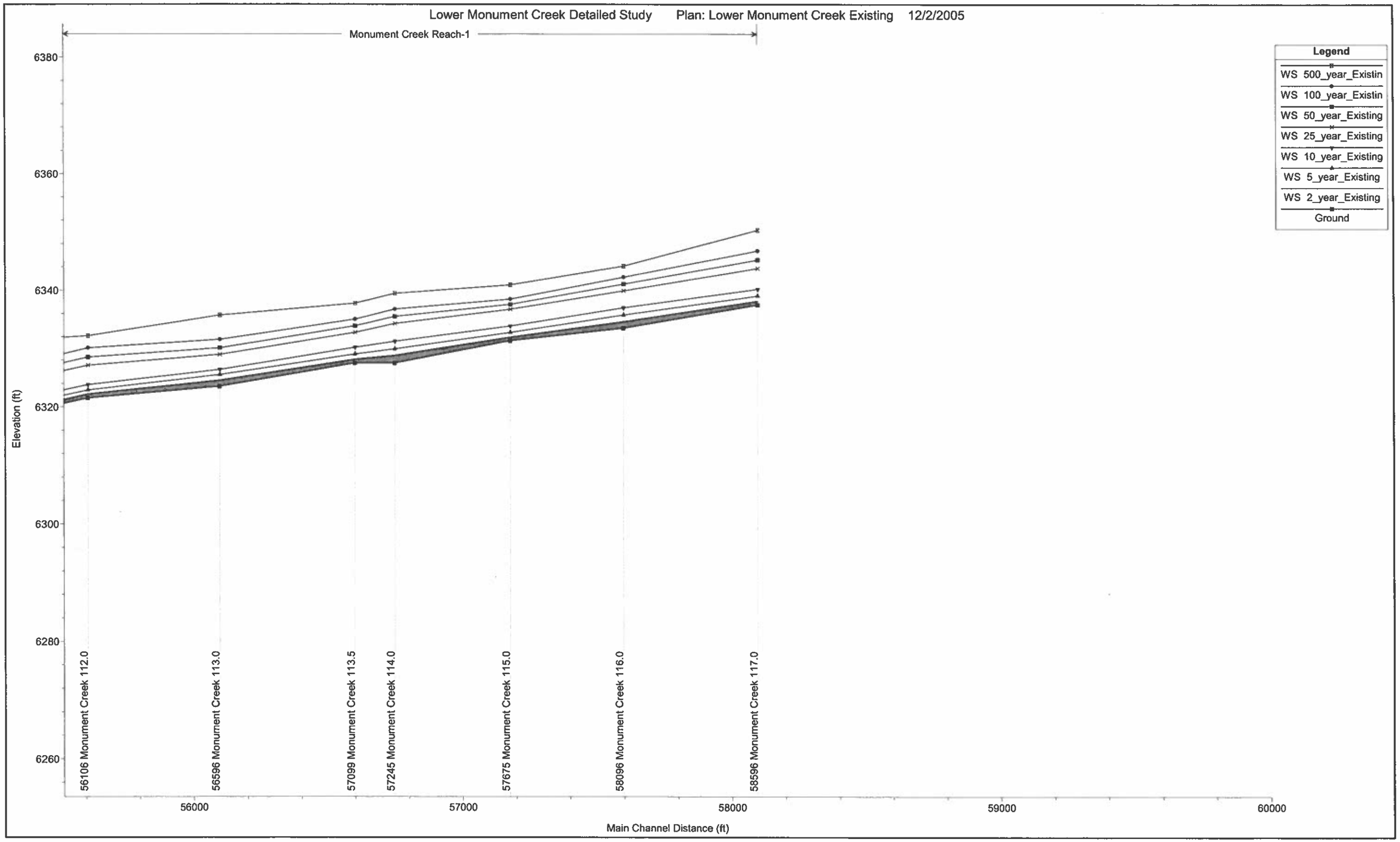
Lower Monument Creek Detailed Study Plan: Lower Monument Creek Existing 12/2/2005
Monument Creek Reach-1
Legend
WS 500_year_Existin
WS 100_year_Existin
WS 50_year_Existing
WS 25_year_Existing
WS 10_year_Existing
WS 5_year_Existing
WS 2_year_Existing
Ground
Elevation (ft)
6380
6360
6340
6320
6300
6280
6260
56106 Monument Creek 112.0
56596 Monument Creek 113.0
57099 Monument Creek 113.5
57245 Monument Creek 114.0
57675 Monument Creek 115.0
58096 Monument Creek 116.0
58596 Monument Creek 117.0
56000
57000
58000
59000
60000
Main Channel Distance (ft)

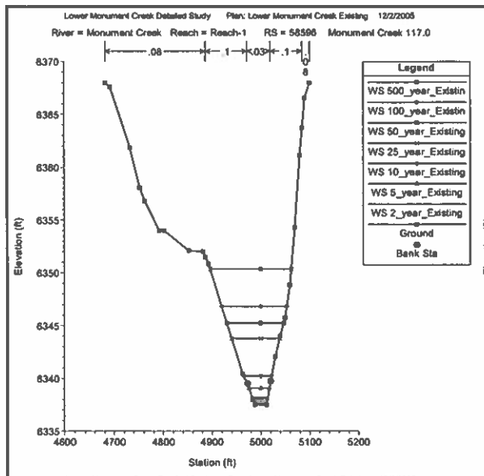
Lower Monument Creek Detailed Study Plan: Lower Monument Creek Existing 12/2/2005
River = Monument Creek Reach = Reach-1 RS = 58596 Monument Creek 117.0
Legend
WS 500_year_Existin
WS 100_year_Existin
WS 50_year_Existing
WS 25_year_Existing
WS 10_year_Existing
WS 5_year_Existing
WS 2_year_Existing
Ground
Bank Sta
Elevation (ft)
Station (ft)

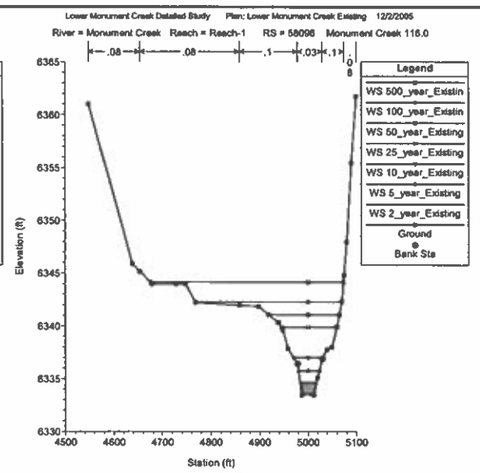
Lower Monument Creek Detailed Study Plan: Lower Monument Creek Existing 12/2/2005
River = Monument Creek Reach = Reach-1 RS = 58096 Monument Creek 116.0
Legend
WS 500_year_Existin
WS 100_year_Existin
WS 50_year_Existing
WS 25_year_Existing
WS 10_year_Existing
WS 5_year_Existing
WS 2_year_Existing
Ground
Bank Sta
Elevation (ft)
Station (ft)

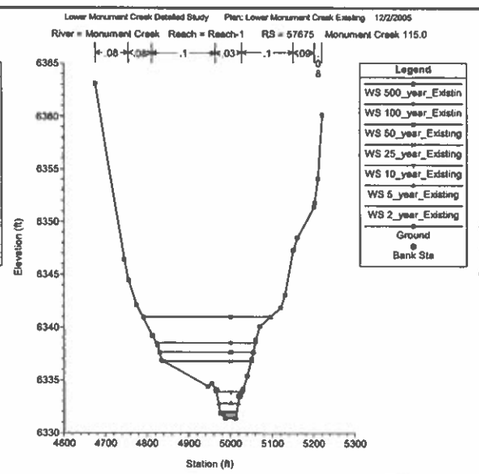
Lower Monument Creek Detailed Study Plan: Lower Monument Creek Existing 12/2/2005
River = Monument Creek Reach = Reach-1 RS = 57675 Monument Creek 115.0
Legend
WS 500_year_Existin
WS 100_year_Existin
WS 50_year_Existing
WS 25_year_Existing
WS 10_year_Existing
WS 5_year_Existing
WS 2_year_Existing
Ground
Bank Sta
Elevation (ft)
Station (ft)

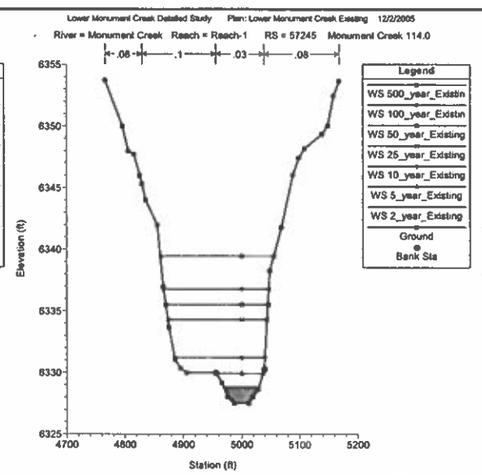
Lower Monument Creek Detailed Study Plan: Lower Monument Creek Existing 12/2/2005
River = Monument Creek Reach = Reach-1 RS = 57245 Monument Creek 114.0
Legend
WS 500_year_Existin
WS 100_year_Existin
WS 50_year_Existing
WS 25_year_Existing
WS 10_year_Existing
WS 5_year_Existing
WS 2_year_Existing
Ground
Bank Sta
Elevation (ft)
Station (ft)

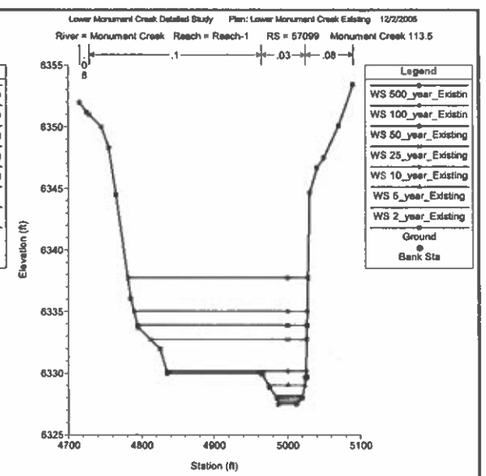
Lower Monument Creek Detailed Study Plan: Lower Monument Creek Existing 12/2/2005
River = Monument Creek Reach = Reach-1 RS = 57099 Monument Creek 113.5
Legend
WS 500_year_Existin
WS 100_year_Existin
WS 50_year_Existing
WS 25_year_Existing
WS 10_year_Existing
WS 5_year_Existing
WS 2_year_Existing
Ground
Bank Sta
Elevation (ft)
Station (ft)


Lower Monument Creek Detailed Study Plan: Lower Monument Creek Existing 12/2/2005
River = Monument Creek Reach = Reach-1 RS = 56596 Monument Creek 113.0
Legend
WS 500_year_Existin
WS 100_year_Existin
WS 50_year_Existing
WS 25_year_Existing
WS 10_year_Existing
WS 5_year_Existing
WS 2_year_Existing
Ground
Bank Sta
Elevation (ft)
Station (ft)

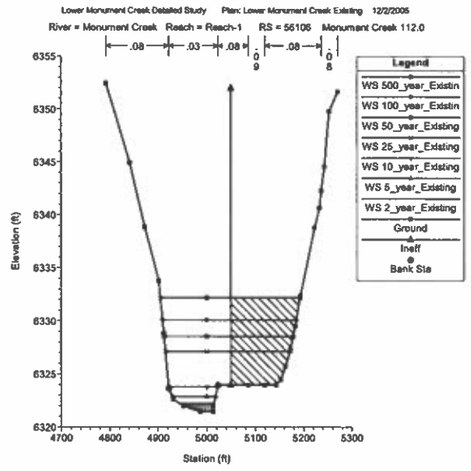
Lower Monument Creek Detailed Study Plan: Lower Monument Creek Existing 12/2/2005
River = Monument Creek Reach = Reach-1 RS = 56106 Monument Creek 112.0
Legend
WS 500_year_Existin
WS 100_year_Existin
WS 50_year_Existing
WS 25_year_Existing
WS 10_year_Existing
WS 5_year_Existing
WS 2_year_Existing
Ground
Ineff
Bank Sta
Elevation (ft)
Station (ft)

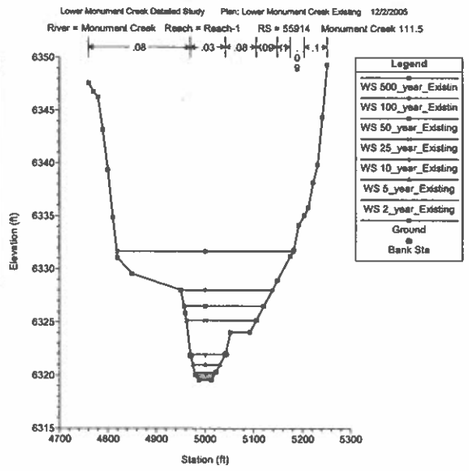
Lower Monument Creek Detailed Study Plan: Lower Monument Creek Existing 12/2/2005
River = Monument Creek Reach = Reach-1 RS = 55914 Monument Creek 111.5
Legend
WS 500_year_Existin
WS 100_year_Existin
WS 50_year_Existing
WS 25_year_Existing
WS 10_year_Existing
WS 5_year_Existing
WS 2_year_Existing
Ground
Bank Sta
Elevation (ft)
Station (ft)


Lower Monument Creek Detailed Study Plan: Lower Monument Creek Existing 12/2/2005
River = Monument Creek Reach = Reach-1 RS = 55584 Monument Creek 111.0
Legend
WS 500_year_Existin
WS 100_year_Existin
WS 50_year_Existing
WS 25_year_Existing
WS 10_year_Existing
WS 5_year_Existing
WS 2_year_Existing
Ground
Bank Sta
Elevation (ft)
Station (ft)

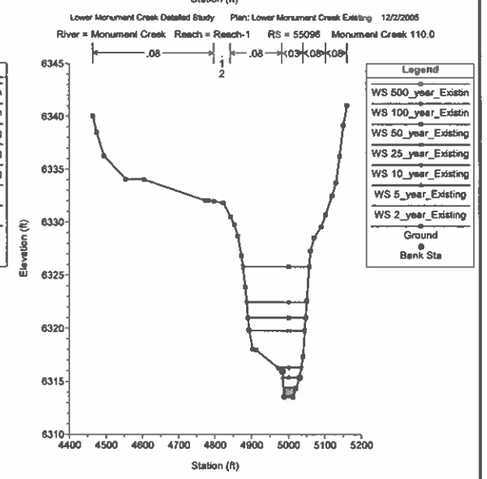
Lower Monument Creek Detailed Study Plan: Lower Monument Creek Existing 12/2/2005
River = Monument Creek Reach = Reach-1 RS = 55096 Monument Creek 110.0
Legend
WS 500_year_Existin
WS 100_year_Existin
WS 50_year_Existing
WS 25_year_Existing
WS 10_year_Existing
WS 5_year_Existing
WS 2_year_Existing
Ground
Bank Sta
Elevation (ft)
Station (ft)

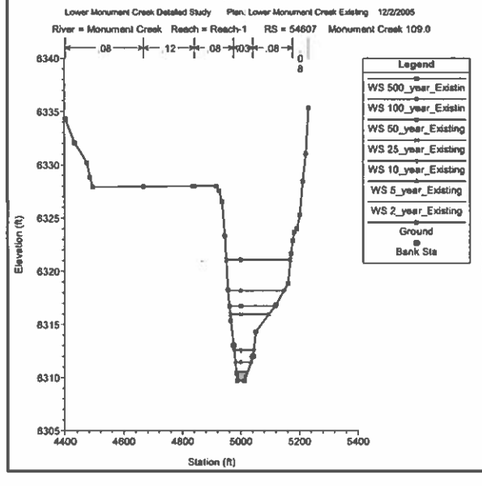
Lower Monument Creek Detailed Study Plan: Lower Monument Creek Existing 12/2/2005
River = Monument Creek Reach = Reach-1 RS = 54607 Monument Creek 109.0
Legend
WS 500_year_Existin
WS 100_year_Existin
WS 50_year_Existing
WS 25_year_Existing
WS 10_year_Existing
WS 5_year_Existing
WS 2_year_Existing
Ground
Bank Sta
Elevation (ft)
Station (ft)

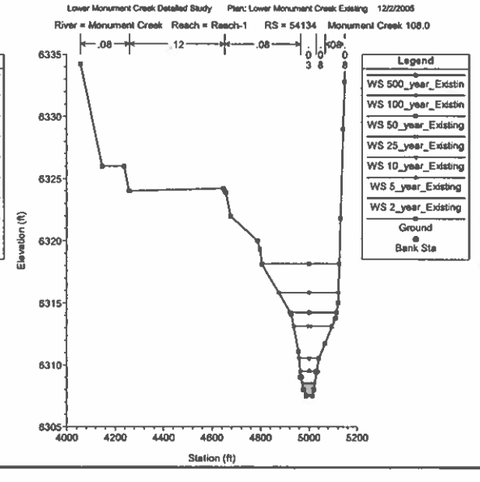
Lower Monument Creek Detailed Study Plan: Lower Monument Creek Existing 12/2/2005
River = Monument Creek Reach = Reach-1 RS = 54134 Monument Creek 108.0
Legend
WS 500_year_Existin
WS 100_year_Existin
WS 50_year_Existing
WS 25_year_Existing
WS 10_year_Existing
WS 5_year_Existing
WS 2_year_Existing
Ground
Bank Sta
Elevation (ft)
Station (ft)

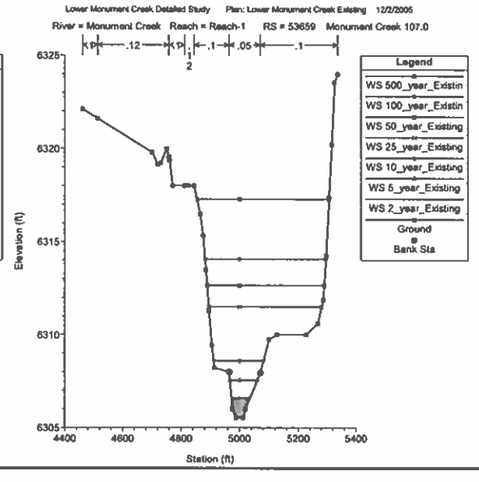
Lower Monument Creek Detailed Study Plan: Lower Monument Creek Existing 12/2/2005
River = Monument Creek Reach = Reach-1 RS = 53659 Monument Creek 107.0
Legend
WS 500_year_Existin
WS 100_year_Existin
WS 50_year_Existing
WS 25_year_Existing
WS 10_year_Existing
WS 5_year_Existing
WS 2_year_Existing
Ground
Bank Sta
Elevation (ft)
Station (ft)

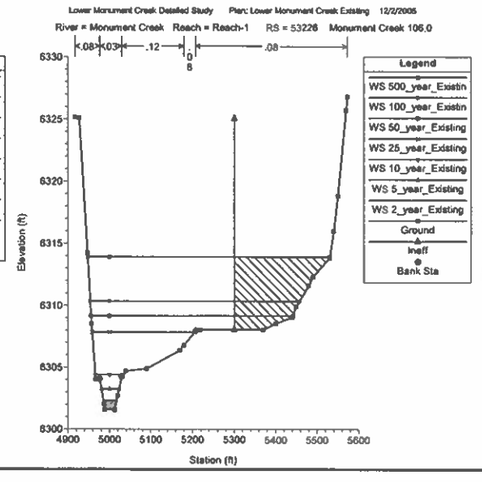
Lower Monument Creek Detailed Study Plan: Lower Monument Creek Existing 12/2/2005
River = Monument Creek Reach = Reach-1 RS = 53226 Monument Creek 106.0
Legend
WS 500_year_Existin
WS 100_year_Existin
WS 50_year_Existing
WS 25_year_Existing
WS 10_year_Existing
WS 5_year_Existing
WS 2_year_Existing
Ground
Ineff
Bank Sta
Elevation (ft)
Station (ft)

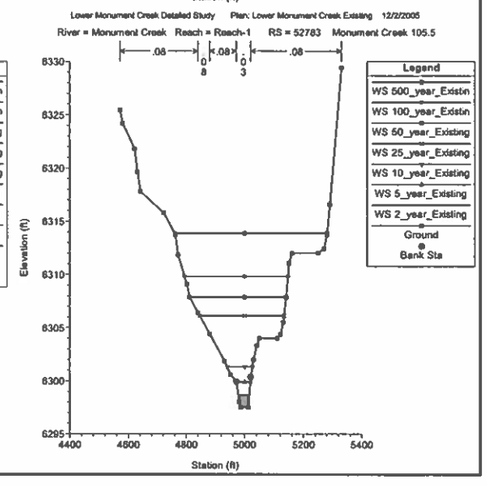
Lower Monument Creek Detailed Study Plan: Lower Monument Creek Existing 12/2/2005
River = Monument Creek Reach = Reach-1 RS = 52783 Monument Creek 105.5
Legend
WS 500_year_Existin
WS 100_year_Existin
WS 50_year_Existing
WS 25_year_Existing
WS 10_year_Existing
WS 5_year_Existing
WS 2_year_Existing
Ground
Bank Sta
Elevation (ft)
Station (ft)

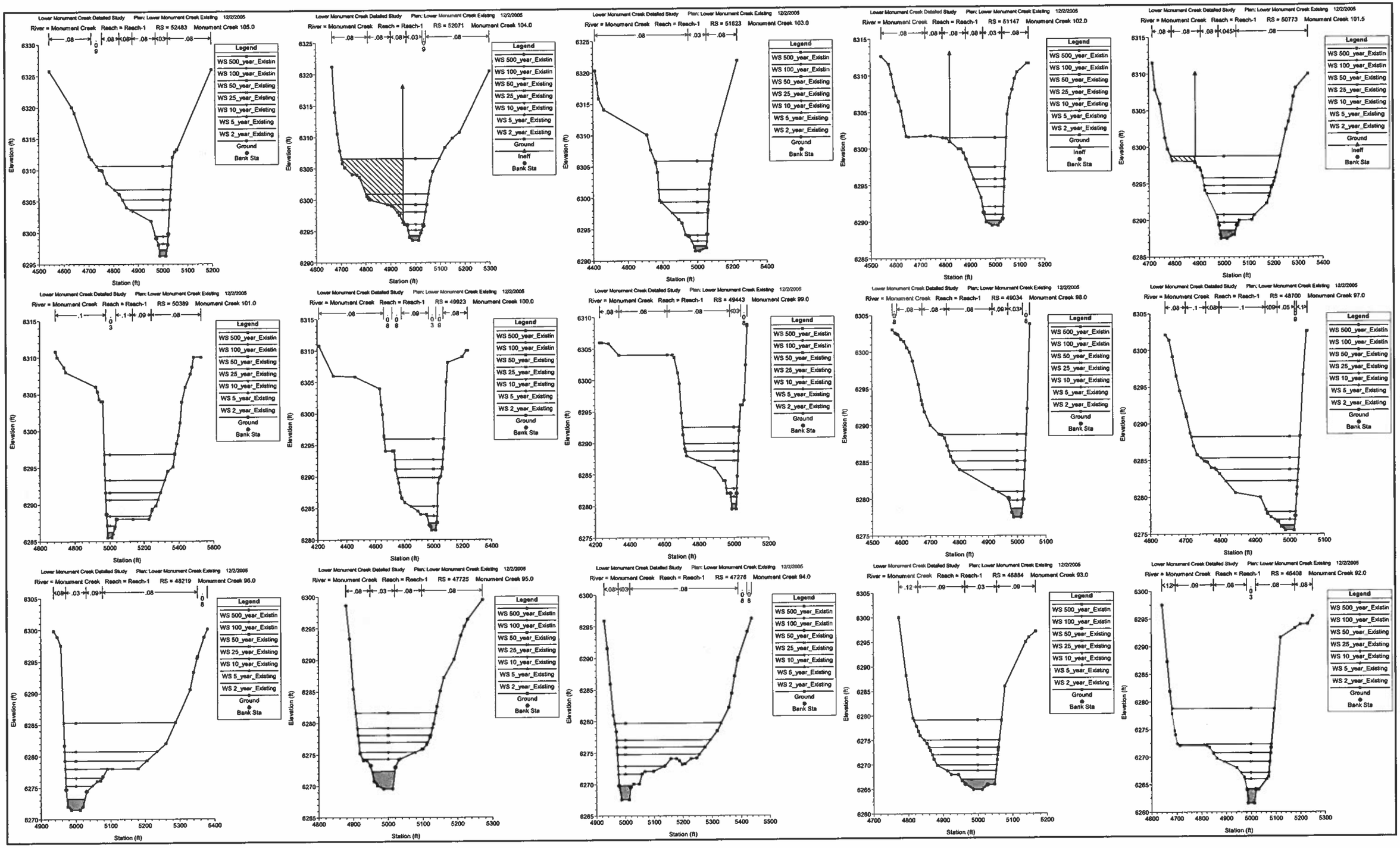
Lower Monument Creek Detailed Study Plan: Lower Monument Creek Existing 12/2/2005
River = Monument Creek Reach = Reach-1 RS = 52483 Monument Creek 105.0
River = Monument Creek Reach = Reach-1 RS = 52071 Monument Creek 104.0
River = Monument Creek Reach = Reach-1 RS = 51623 Monument Creek 103.0
River = Monument Creek Reach = Reach-1 RS = 51147 Monument Creek 102.0
River = Monument Creek Reach = Reach-1 RS = 50773 Monument Creek 101.5
River = Monument Creek Reach = Reach-1 RS = 50389 Monument Creek 101.0
River = Monument Creek Reach = Reach-1 RS = 49923 Monument Creek 100.0
River = Monument Creek Reach = Reach-1 RS = 49443 Monument Creek 99.0
River = Monument Creek Reach = Reach-1 RS = 49034 Monument Creek 98.0
River = Monument Creek Reach = Reach-1 RS = 48700 Monument Creek 97.0
River = Monument Creek Reach = Reach-1 RS = 48219 Monument Creek 96.0
River = Monument Creek Reach = Reach-1 RS = 47725 Monument Creek 95.0
River = Monument Creek Reach = Reach-1 RS = 47276 Monument Creek 94.0
River = Monument Creek Reach = Reach-1 RS = 46884 Monument Creek 93.0
River = Monument Creek Reach = Reach-1 RS = 46408 Monument Creek 92.0
Legend
WS 500_year_Existin
WS 100_year_Existin
WS 50_year_Existing
WS 25_year_Existing
WS 10_year_Existing
WS 5_year_Existing
WS 2_year_Existing
Ground
Ineff
Bank Sta
Elevation (ft)
Station (ft)

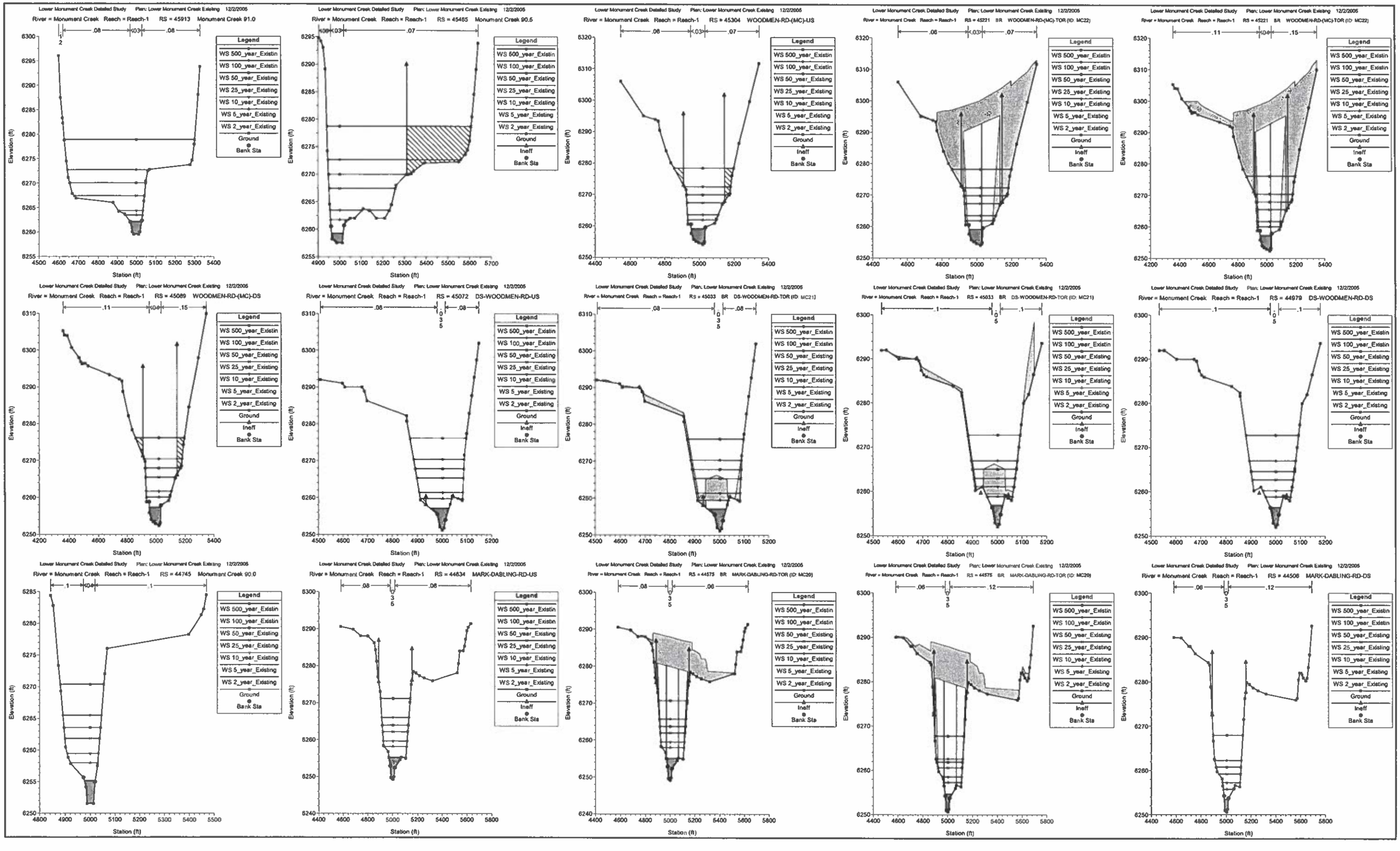
Lower Monument Creek Detailed Study Plan: Lower Monument Creek Existing 12/2/2005
River = Monument Creek Reach = Reach-1 RS = 45913 Monument Creek 91.0
River = Monument Creek Reach = Reach-1 RS = 45465 Monument Creek 90.5
River = Monument Creek Reach = Reach-1 RS = 45304 WOODMEN-RD-(MC)-US
River = Monument Creek Reach = Reach-1 RS = 45221 BR WOODMEN-RD-(MC)-TOR (ID: MC22)
River = Monument Creek Reach = Reach-1 RS = 45089 WOODMEN-RD-(MC)-DS
River = Monument Creek Reach = Reach-1 RS = 45072 DS-WOODMEN-RD-US
River = Monument Creek Reach = Reach-1 RS = 45033 BR DS-WOODMEN-RD-TOR (ID: MC21)
River = Monument Creek Reach = Reach-1 RS = 44979 DS-WOODMEN-RD-DS
River = Monument Creek Reach = Reach-1 RS = 44745 Monument Creek 90.0
River = Monument Creek Reach = Reach-1 RS = 44634 MARK-DABLING-RD-US
River = Monument Creek Reach = Reach-1 RS = 44575 BR MARK-DABLING-RD-TOR (ID: MC20)
River = Monument Creek Reach = Reach-1 RS = 44506 MARK-DABLING-RD-DS
Legend
WS 500_year_Existin
WS 100_year_Existin
WS 50_year_Existing
WS 25_year_Existing
WS 10_year_Existing
WS 5_year_Existing
WS 2_year_Existing
Ground
Ineff
Bank Sta
Elevation (ft)
Station (ft)

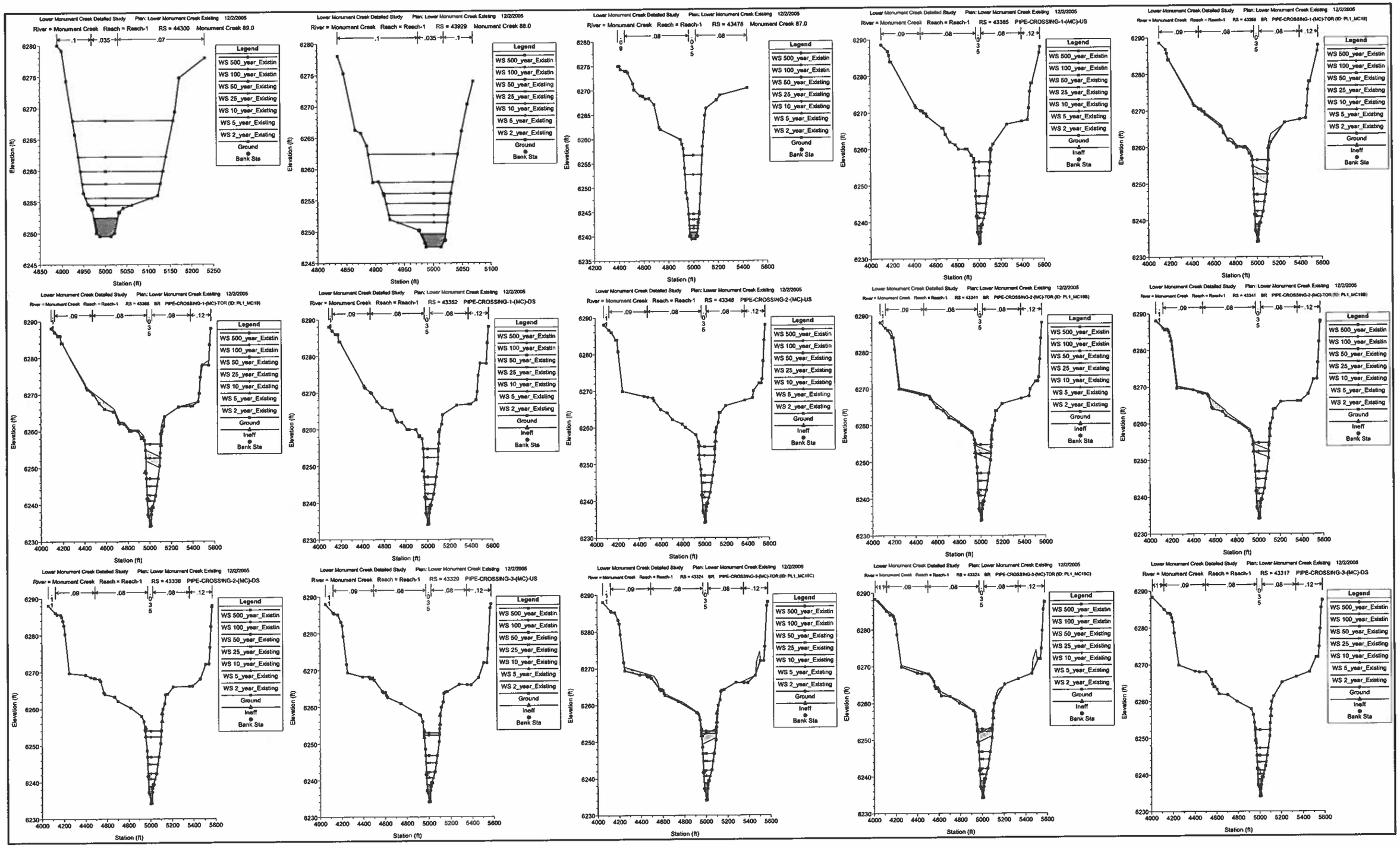
Lower Monument Creek Detailed Study Plan: Lower Monument Creek Existing 12/2/2005
River = Monument Creek Reach = Reach-1 RS = 44300 Monument Creek 89.0
River = Monument Creek Reach = Reach-1 RS = 43929 Monument Creek 88.0
River = Monument Creek Reach = Reach-1 RS = 43478 Monument Creek 87.0
River = Monument Creek Reach = Reach-1 RS = 43385 PIPE-CROSSING-1-(MC)-US
River = Monument Creek Reach = Reach-1 RS = 43368 BR PIPE-CROSSING-1-(MC)-TOR (ID: PL1_MC18)
River = Monument Creek Reach = Reach-1 RS = 43368 BR PIPE-CROSSING-1-(MC)-TOR (ID: PL1_MC18)
River = Monument Creek Reach = Reach-1 RS = 43352 PIPE-CROSSING-1-(MC)-DS
River = Monument Creek Reach = Reach-1 RS = 43348 PIPE-CROSSING-2-(MC)-US
River = Monument Creek Reach = Reach-1 RS = 43341 BR PIPE-CROSSING-2-(MC)-TOR (ID: PL1_MC18B)
River = Monument Creek Reach = Reach-1 RS = 43341 BR PIPE-CROSSING-2-(MC)-TOR (ID: PL1_MC18B)
River = Monument Creek Reach = Reach-1 RS = 43336 PIPE-CROSSING-2-(MC)-DS
River = Monument Creek Reach = Reach-1 RS = 43329 PIPE-CROSSING-3-(MC)-US
River = Monument Creek Reach = Reach-1 RS = 43324 BR PIPE-CROSSING-3-(MC)-TOR (ID: PL1_MC19C)
River = Monument Creek Reach = Reach-1 RS = 43324 BR PIPE-CROSSING-3-(MC)-TOR (ID: PL1_MC19C)
River = Monument Creek Reach = Reach-1 RS = 43317 PIPE-CROSSING-3-(MC)-DS
Legend
WS 500_year_Existin
WS 100_year_Existin
WS 50_year_Existing
WS 25_year_Existing
WS 10_year_Existing
WS 5_year_Existing
WS 2_year_Existing
Ground
Ineff
Bank Sta
Elevation (ft)
Station (ft)

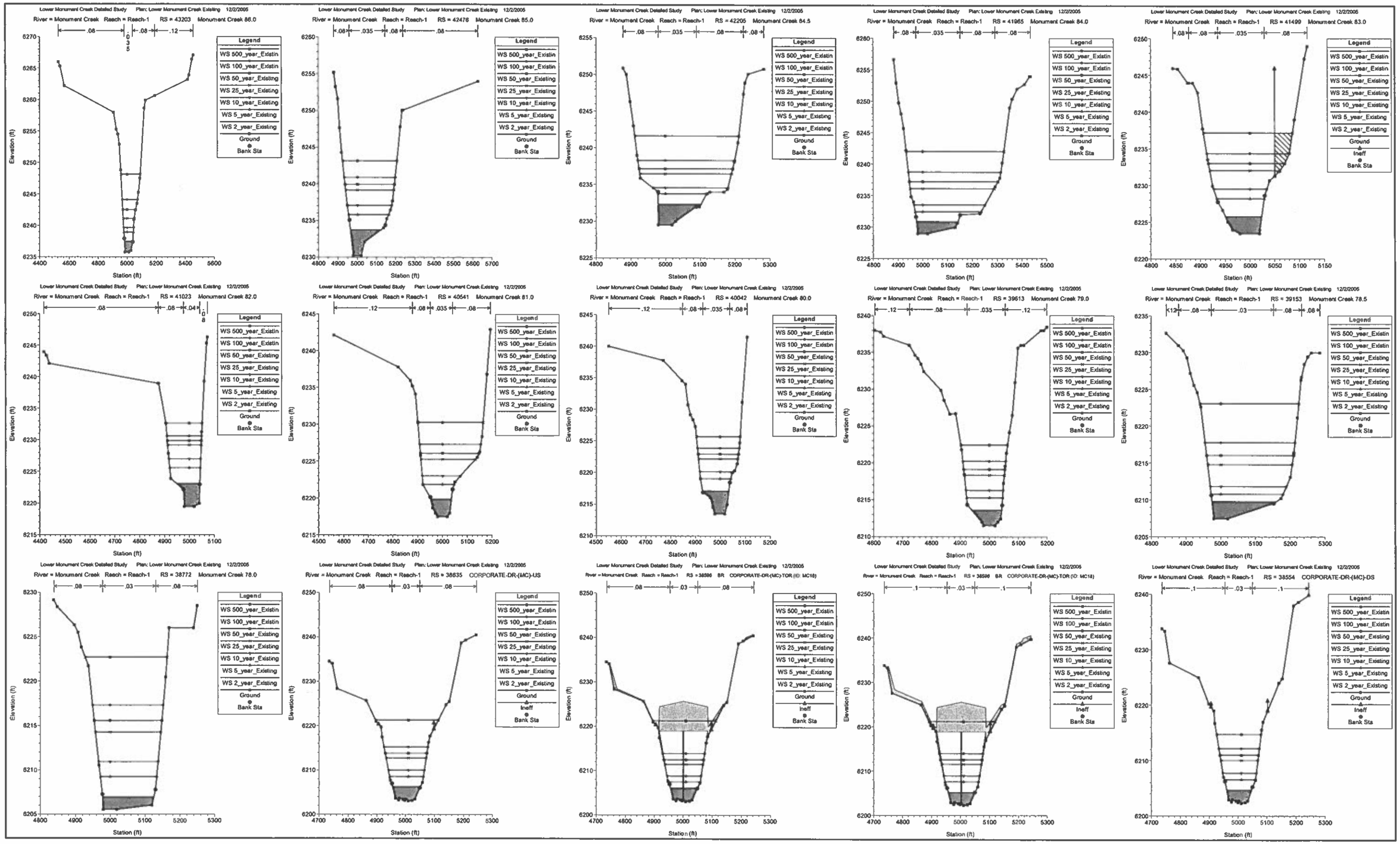
Lower Monument Creek Detailed Study Plan: Lower Monument Creek Existing 12/2/2005
River = Monument Creek Reach = Reach-1 RS = 43203 Monument Creek 86.0
River = Monument Creek Reach = Reach-1 RS = 42476 Monument Creek 85.0
River = Monument Creek Reach = Reach-1 RS = 42205 Monument Creek 84.5
River = Monument Creek Reach = Reach-1 RS = 41965 Monument Creek 84.0
River = Monument Creek Reach = Reach-1 RS = 41499 Monument Creek 83.0
River = Monument Creek Reach = Reach-1 RS = 41023 Monument Creek 82.0
River = Monument Creek Reach = Reach-1 RS = 40541 Monument Creek 81.0
River = Monument Creek Reach = Reach-1 RS = 40042 Monument Creek 80.0
River = Monument Creek Reach = Reach-1 RS = 39613 Monument Creek 79.0
River = Monument Creek Reach = Reach-1 RS = 39153 Monument Creek 78.5
River = Monument Creek Reach = Reach-1 RS = 38772 Monument Creek 78.0
River = Monument Creek Reach = Reach-1 RS = 38635 CORPORATE-DR-(MC)-US
River = Monument Creek Reach = Reach-1 RS = 38590 BR CORPORATE-DR-(MC)-TOR (ID: MC18)
River = Monument Creek Reach = Reach-1 RS = 38590 BR CORPORATE-DR-(MC)-TOR (ID: MC18)
River = Monument Creek Reach = Reach-1 RS = 38554 CORPORATE-DR-(MC)-DS
Legend
WS 500_year_Existin
WS 100_year_Existin
WS 50_year_Existing
WS 25_year_Existing
WS 10_year_Existing
WS 5_year_Existing
WS 2_year_Existing
Ground
Ineff
Bank Sta
Elevation (ft)
Station (ft)

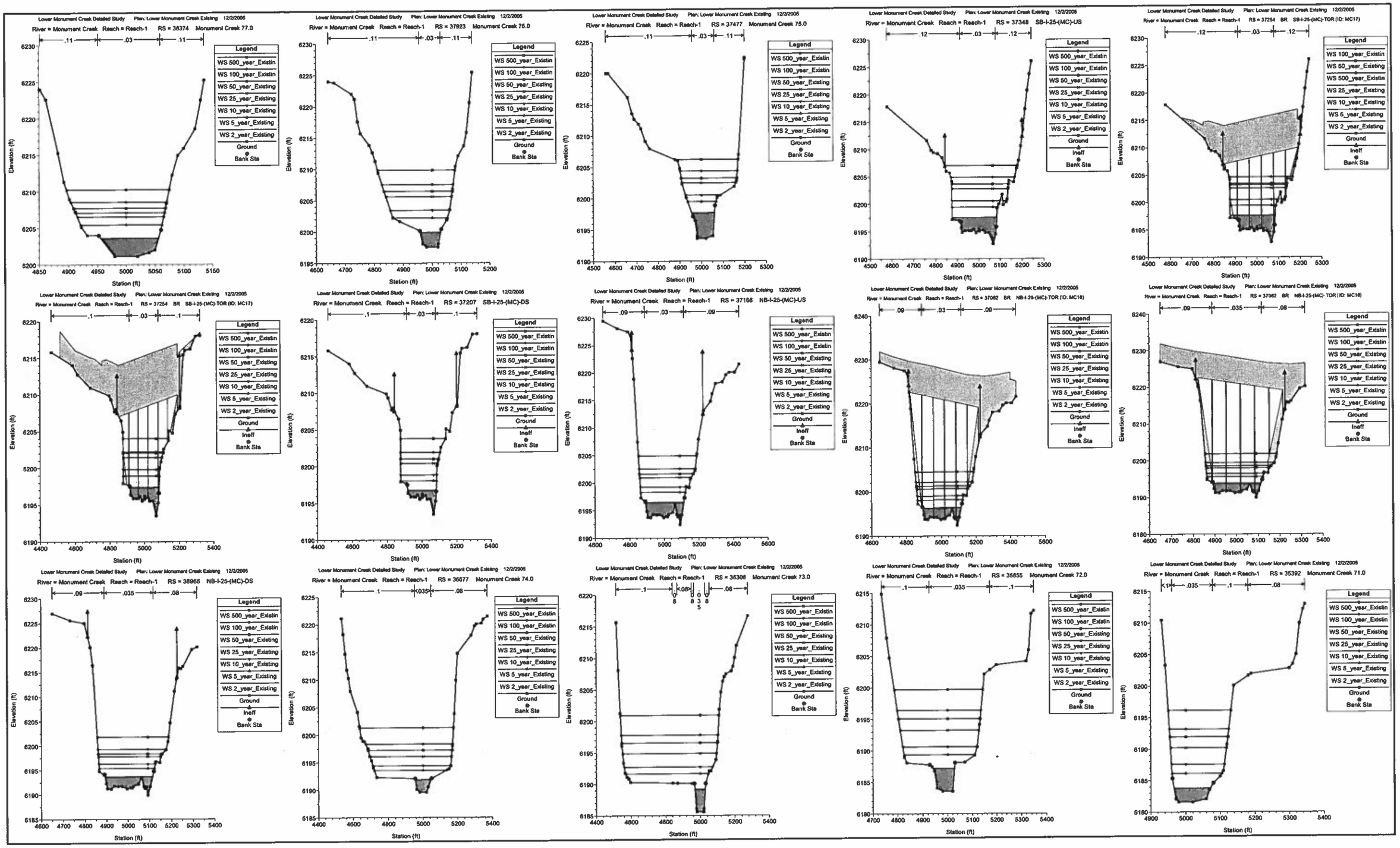
Lower Monument Creek Detailed Study Plan: Lower Monument Creek Existing 12/2/2005
River = Monument Creek Reach = Reach-1 RS = 38374 Monument Creek 77.0
River = Monument Creek Reach = Reach-1 RS = 37923 Monument Creek 75.0
River = Monument Creek Reach = Reach-1 RS = 37477 Monument Creek 75.0
River = Monument Creek Reach = Reach-1 RS = 37348 SB-I-25-(MC)-US
River = Monument Creek Reach = Reach-1 RS = 37254 BR SB-I-25-(MC)-TOR (ID: MC17)
River = Monument Creek Reach = Reach-1 RS = 37254 BR SB-I-25-(MC)-TOR (ID: MC17)
River = Monument Creek Reach = Reach-1 RS = 37207 SB-I-25-(MC)-DS
River = Monument Creek Reach = Reach-1 RS = 37168 NB-I-25-(MC)-US
River = Monument Creek Reach = Reach-1 RS = 37082 BR NB-I-25-(MC)-TOR (ID: MC18)
River = Monument Creek Reach = Reach-1 RS = 37082 BR NB-I-25-(MC)-TOR (ID: MC18)
River = Monument Creek Reach = Reach-1 RS = 36966 NB-I-25-(MC)-DS
River = Monument Creek Reach = Reach-1 RS = 36677 Monument Creek 74.0
River = Monument Creek Reach = Reach-1 RS = 36306 Monument Creek 73.0
River = Monument Creek Reach = Reach-1 RS = 35855 Monument Creek 72.0
River = Monument Creek Reach = Reach-1 RS = 35392 Monument Creek 71.0
Elevation (ft)
Station (ft)
Legend
WS 500_year_Existin
WS 100_year_Existin
WS 50_year_Existing
WS 25_year_Existing
WS 10_year_Existing
WS 5_year_Existing
WS 2_year_Existing
Ground
Ineff
Bank Sta


Lower Monument Creek Detailed Study Plan: Lower Monument Creek Existing 12/2/2005
River = Monument Creek Reach = Reach-1 RS = 34912 Monument Creek 70.0
River = Monument Creek Reach = Reach-1 RS = 34471 Monument Creek 69.0
River = Monument Creek Reach = Reach-1 RS = 34138 DS-NB-I-25-US
River = Monument Creek Reach = Reach-1 RS = 34098 BR DS-NB-I-25-TOR (ID: MC15)
River = Monument Creek Reach = Reach-1 RS = 34048 DS-NB-I-25-DS
River = Monument Creek Reach = Reach-1 RS = 33861 Monument Creek 68.0
River = Monument Creek Reach = Reach-1 RS = 33507 Monument Creek 67.0
River = Monument Creek Reach = Reach-1 RS = 33026 Monument Creek 66.0
River = Monument Creek Reach = Reach-1 RS = 32661 Monument Creek 65.5
River = Monument Creek Reach = Reach-1 RS = 32215 Monument Creek 65.2
River = Monument Creek Reach = Reach-1 RS = 32185 Monument Creek 65.0
River = Monument Creek Reach = Reach-1 RS = 32174 Monument Creek 64.6
River = Monument Creek Reach = Reach-1 RS = 32144 Monument Creek 64.5
River = Monument Creek Reach = Reach-1 RS = 32122 Monument Creek 64.4
Legend
WS 500_year_Existin
WS 100_year_Existin
WS 50_year_Existing
WS 25_year_Existing
WS 10_year_Existing
WS 5_year_Existing
WS 2_year_Existing
Ground
Ineff
Bank Sta
Elevation (ft)
Station (ft)

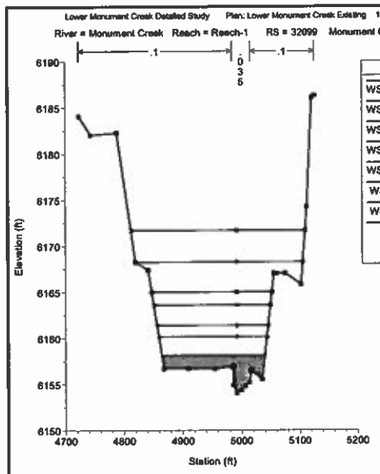
Lower Monument Creek Detailed Study Plan: Lower Monument Creek Existing 12/2/2005
River = Monument Creek Reach = Reach-1 RS = 32099 Monument Creek 64.2
Legend
WS 500_year_Existin
WS 100_year_Existin
WS 50_year_Existing
WS 25_year_Existing
WS 10_year_Existing
WS 5_year_Existing
WS 2_year_Existing
Ground
Bank Sta
Elevation (ft)
Station (ft)

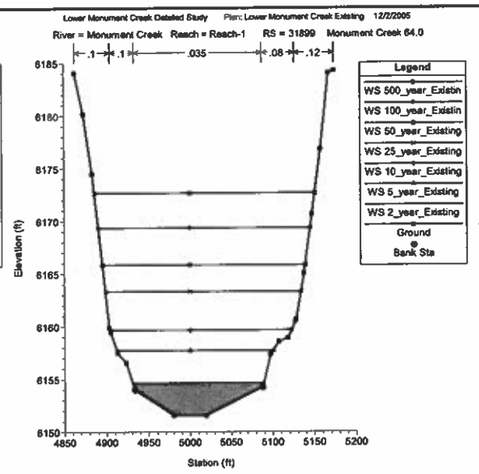
Lower Monument Creek Detailed Study Plan: Lower Monument Creek Existing 12/2/2005
River = Monument Creek Reach = Reach-1 RS = 31899 Monument Creek 64.0
Legend
WS 500_year_Existin
WS 100_year_Existin
WS 50_year_Existing
WS 25_year_Existing
WS 10_year_Existing
WS 5_year_Existing
WS 2_year_Existing
Ground
Bank Sta
Elevation (ft)
Station (ft)

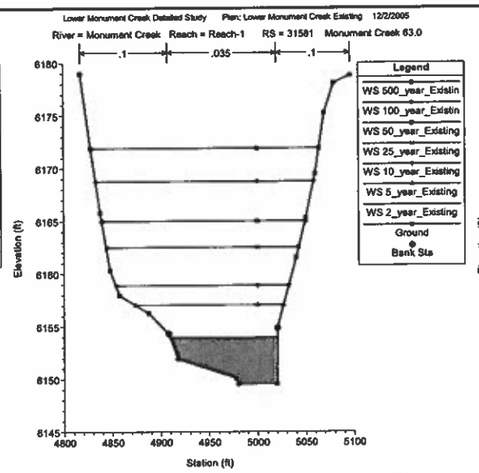
Lower Monument Creek Detailed Study Plan: Lower Monument Creek Existing 12/2/2005
River = Monument Creek Reach = Reach-1 RS = 31581 Monument Creek 63.0
Legend
WS 500_year_Existin
WS 100_year_Existin
WS 50_year_Existing
WS 25_year_Existing
WS 10_year_Existing
WS 5_year_Existing
WS 2_year_Existing
Ground
Bank Sta
Elevation (ft)
Station (ft)

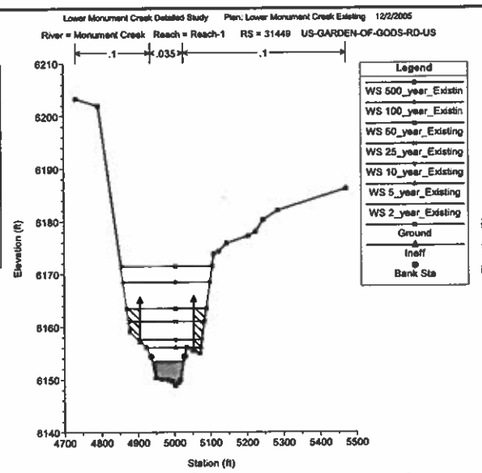
Lower Monument Creek Detailed Study Plan: Lower Monument Creek Existing 12/2/2005
River = Monument Creek Reach = Reach-1 RS = 31449 US-GARDEN-OF-GODS-RD-US
Legend
WS 500_year_Existin
WS 100_year_Existin
WS 50_year_Existing
WS 25_year_Existing
WS 10_year_Existing
WS 5_year_Existing
WS 2_year_Existing
Ground
Ineff
Bank Sta
Elevation (ft)
Station (ft)

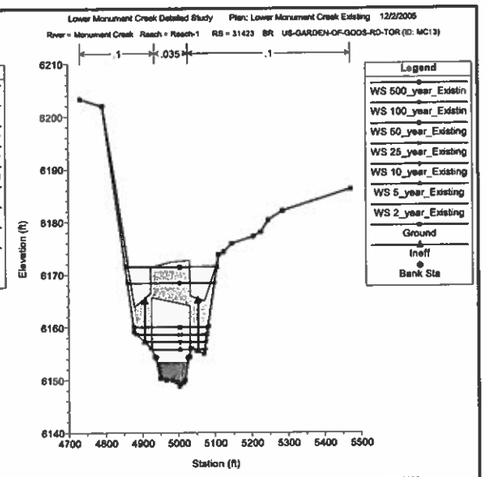
Lower Monument Creek Detailed Study Plan: Lower Monument Creek Existing 12/2/2005
River = Monument Creek Reach = Reach-1 RS = 31423 BR US-GARDEN-OF-GODS-RD-TOR (ID: MC13)
Legend
WS 500_year_Existin
WS 100_year_Existin
WS 50_year_Existing
WS 25_year_Existing
WS 10_year_Existing
WS 5_year_Existing
WS 2_year_Existing
Ground
Ineff
Bank Sta
Elevation (ft)
Station (ft)

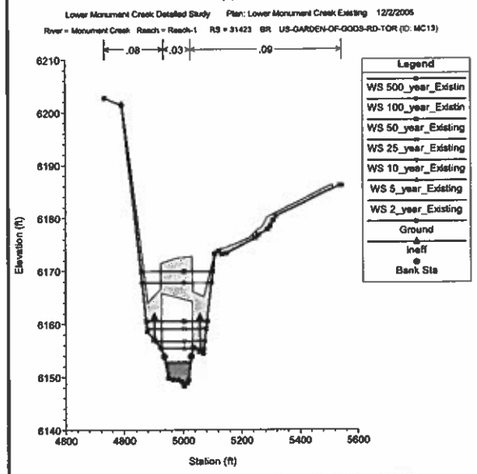
Lower Monument Creek Detailed Study Plan: Lower Monument Creek Existing 12/2/2005
River = Monument Creek Reach = Reach-1 RS = 31423 BR US-GARDEN-OF-GODS-RD-TOR (ID: MC13)
Legend
WS 500_year_Existin
WS 100_year_Existin
WS 50_year_Existing
WS 25_year_Existing
WS 10_year_Existing
WS 5_year_Existing
WS 2_year_Existing
Ground
Ineff
Bank Sta
Elevation (ft)
Station (ft)

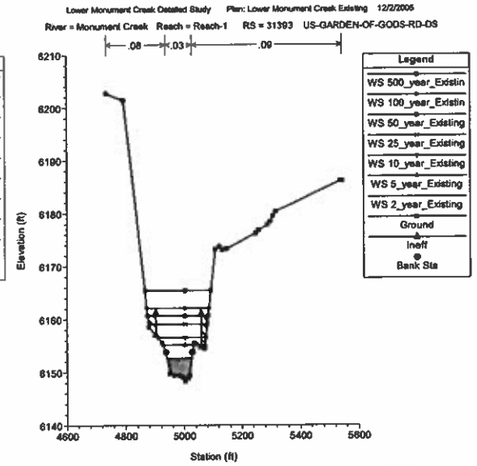
Lower Monument Creek Detailed Study Plan: Lower Monument Creek Existing 12/2/2005
River = Monument Creek Reach = Reach-1 RS = 31393 US-GARDEN-OF-GODS-RD-DS
Legend
WS 500_year_Existin
WS 100_year_Existin
WS 50_year_Existing
WS 25_year_Existing
WS 10_year_Existing
WS 5_year_Existing
WS 2_year_Existing
Ground
Ineff
Bank Sta
Elevation (ft)
Station (ft)

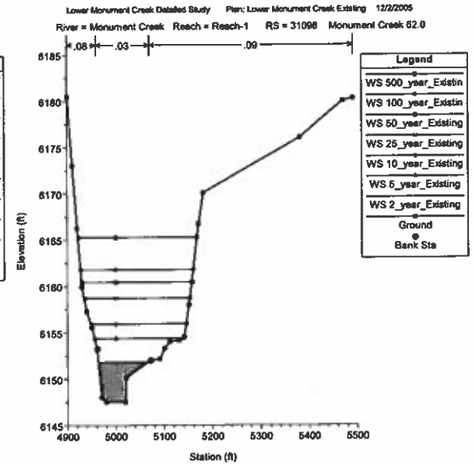
Lower Monument Creek Detailed Study Plan: Lower Monument Creek Existing 12/2/2005
River = Monument Creek Reach = Reach-1 RS = 31098 Monument Creek 62.0
Legend
WS 500_year_Existin
WS 100_year_Existin
WS 50_year_Existing
WS 25_year_Existing
WS 10_year_Existing
WS 5_year_Existing
WS 2_year_Existing
Ground
Bank Sta
Elevation (ft)
Station (ft)

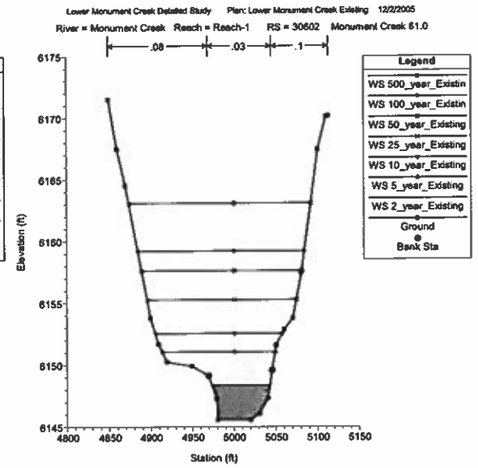
Lower Monument Creek Detailed Study Plan: Lower Monument Creek Existing 12/2/2005
River = Monument Creek Reach = Reach-1 RS = 30602 Monument Creek 61.0
Legend
WS 500_year_Existin
WS 100_year_Existin
WS 50_year_Existing
WS 25_year_Existing
WS 10_year_Existing
WS 5_year_Existing
WS 2_year_Existing
Ground
Bank Sta
Elevation (ft)
Station (ft)

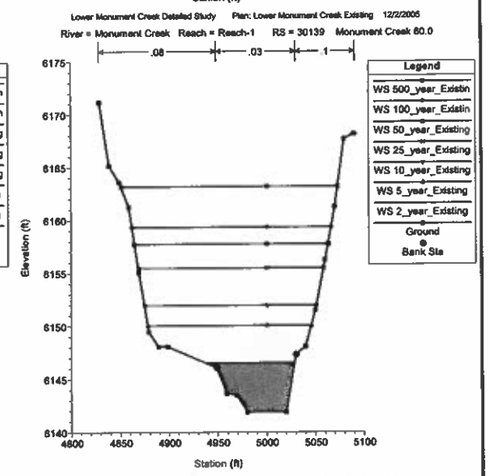
Lower Monument Creek Detailed Study Plan: Lower Monument Creek Existing 12/2/2005
River = Monument Creek Reach = Reach-1 RS = 30139 Monument Creek 60.0
Legend
WS 500_year_Existin
WS 100_year_Existin
WS 50_year_Existing
WS 25_year_Existing
WS 10_year_Existing
WS 5_year_Existing
WS 2_year_Existing
Ground
Bank Sta
Elevation (ft)
Station (ft)

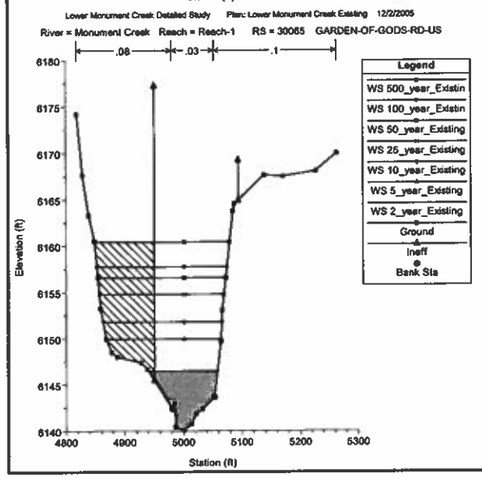
Lower Monument Creek Detailed Study Plan: Lower Monument Creek Existing 12/2/2005
River = Monument Creek Reach = Reach-1 RS = 30065 GARDEN-OF-GODS-RD-US
Legend
WS 500_year_Existin
WS 100_year_Existin
WS 50_year_Existing
WS 25_year_Existing
WS 10_year_Existing
WS 5_year_Existing
WS 2_year_Existing
Ground
Ineff
Bank Sta
Elevation (ft)
Station (ft)

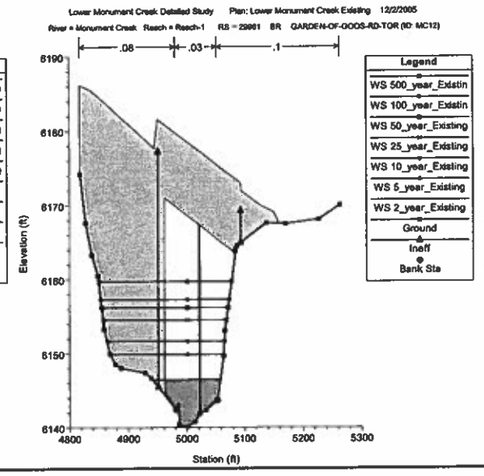
Lower Monument Creek Detailed Study Plan: Lower Monument Creek Existing 12/2/2005
River = Monument Creek Reach = Reach-1 RS = 29961 BR GARDEN-OF-GODS-RD-TOR (ID: MC12)
Legend
WS 500_year_Existin
WS 100_year_Existin
WS 50_year_Existing
WS 25_year_Existing
WS 10_year_Existing
WS 5_year_Existing
WS 2_year_Existing
Ground
Ineff
Bank Sta
Elevation (ft)
Station (ft)

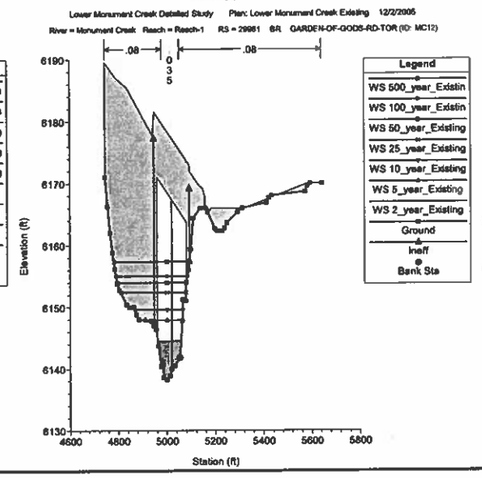
Lower Monument Creek Detailed Study Plan: Lower Monument Creek Existing 12/2/2005
River = Monument Creek Reach = Reach-1 RS = 29961 BR GARDEN-OF-GODS-RD-TOR (ID: MC12)
Legend
WS 500_year_Existin
WS 100_year_Existin
WS 50_year_Existing
WS 25_year_Existing
WS 10_year_Existing
WS 5_year_Existing
WS 2_year_Existing
Ground
Ineff
Bank Sta
Elevation (ft)
Station (ft)

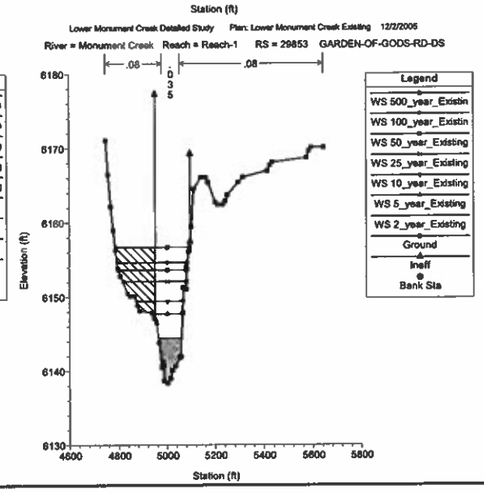
Lower Monument Creek Detailed Study Plan: Lower Monument Creek Existing 12/2/2005
River = Monument Creek Reach = Reach-1 RS = 29853 GARDEN-OF-GODS-RD-DS
Legend
WS 500_year_Existin
WS 100_year_Existin
WS 50_year_Existing
WS 25_year_Existing
WS 10_year_Existing
WS 5_year_Existing
WS 2_year_Existing
Ground
Ineff
Bank Sta
Elevation (ft)
Station (ft)

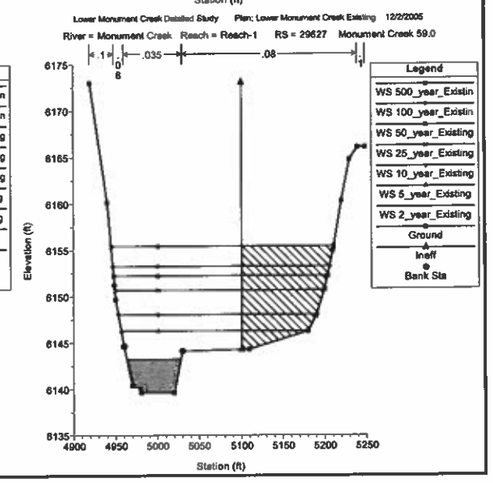
Lower Monument Creek Detailed Study Plan: Lower Monument Creek Existing 12/2/2005
River = Monument Creek Reach = Reach-1 RS = 29627 Monument Creek 59.0
Legend
WS 500_year_Existin
WS 100_year_Existin
WS 50_year_Existing
WS 25_year_Existing
WS 10_year_Existing
WS 5_year_Existing
WS 2_year_Existing
Ground
Ineff
Bank Sta
Elevation (ft)
Station (ft)

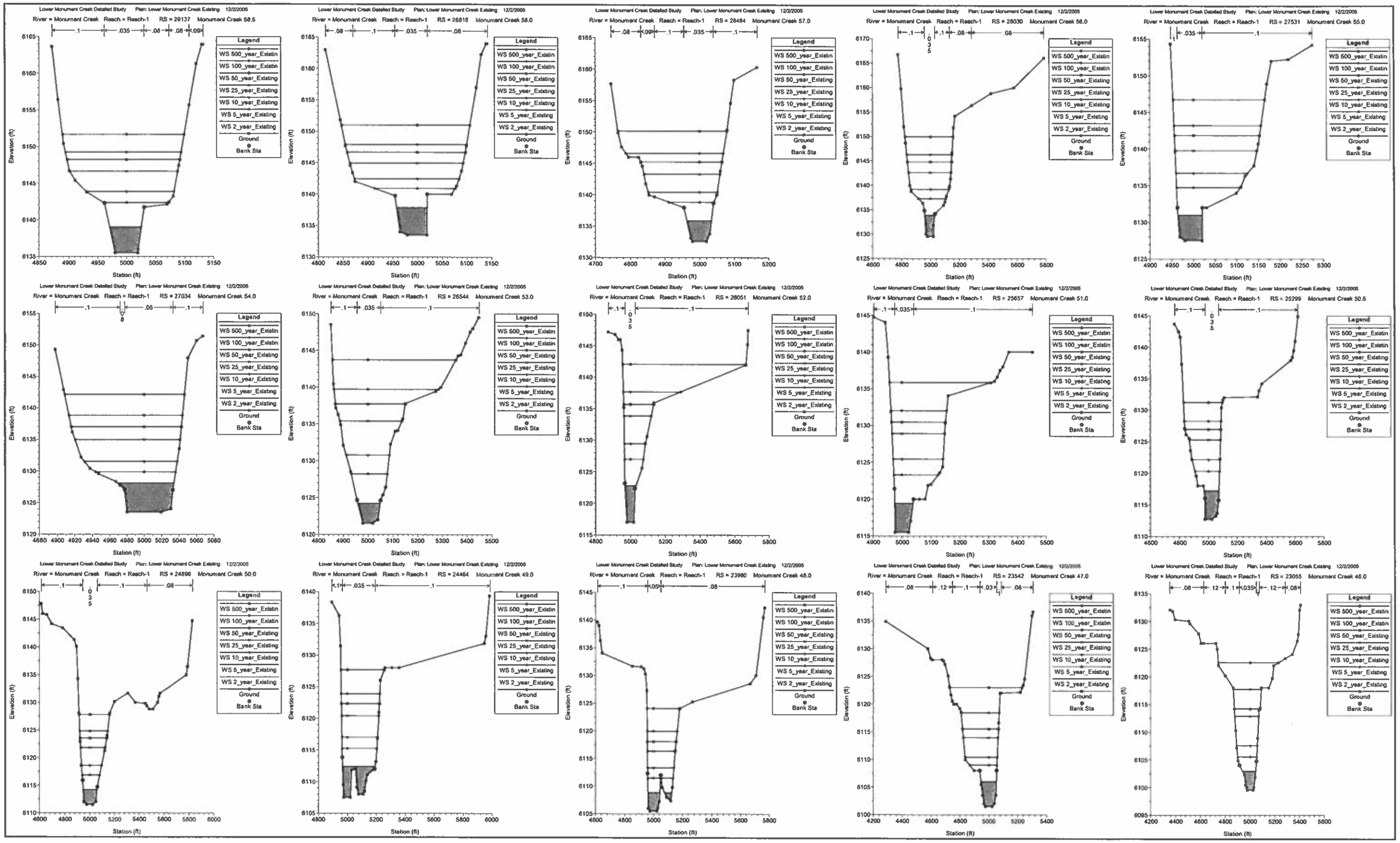
Lower Monument Creek Detailed Study Plan: Lower Monument Creek Existing 12/2/2005
River = Monument Creek Reach = Reach-1 RS = 29137 Monument Creek 58.5
River = Monument Creek Reach = Reach-1 RS = 28816 Monument Creek 58.0
River = Monument Creek Reach = Reach-1 RS = 28484 Monument Creek 57.0
River = Monument Creek Reach = Reach-1 RS = 28030 Monument Creek 56.0
River = Monument Creek Reach = Reach-1 RS = 27531 Monument Creek 55.0
River = Monument Creek Reach = Reach-1 RS = 27034 Monument Creek 54.0
River = Monument Creek Reach = Reach-1 RS = 26544 Monument Creek 53.0
River = Monument Creek Reach = Reach-1 RS = 26051 Monument Creek 52.0
River = Monument Creek Reach = Reach-1 RS = 25657 Monument Creek 51.0
River = Monument Creek Reach = Reach-1 RS = 25299 Monument Creek 50.5
River = Monument Creek Reach = Reach-1 RS = 24896 Monument Creek 50.0
River = Monument Creek Reach = Reach-1 RS = 24464 Monument Creek 49.0
River = Monument Creek Reach = Reach-1 RS = 23980 Monument Creek 48.0
River = Monument Creek Reach = Reach-1 RS = 23542 Monument Creek 47.0
River = Monument Creek Reach = Reach-1 RS = 23055 Monument Creek 46.0
Legend
WS 500_year_Existin
WS 100_year_Existin
WS 50_year_Existing
WS 25_year_Existing
WS 10_year_Existing
WS 5_year_Existing
WS 2_year_Existing
Ground
Bank Sta
Elevation (ft)
Station (ft)

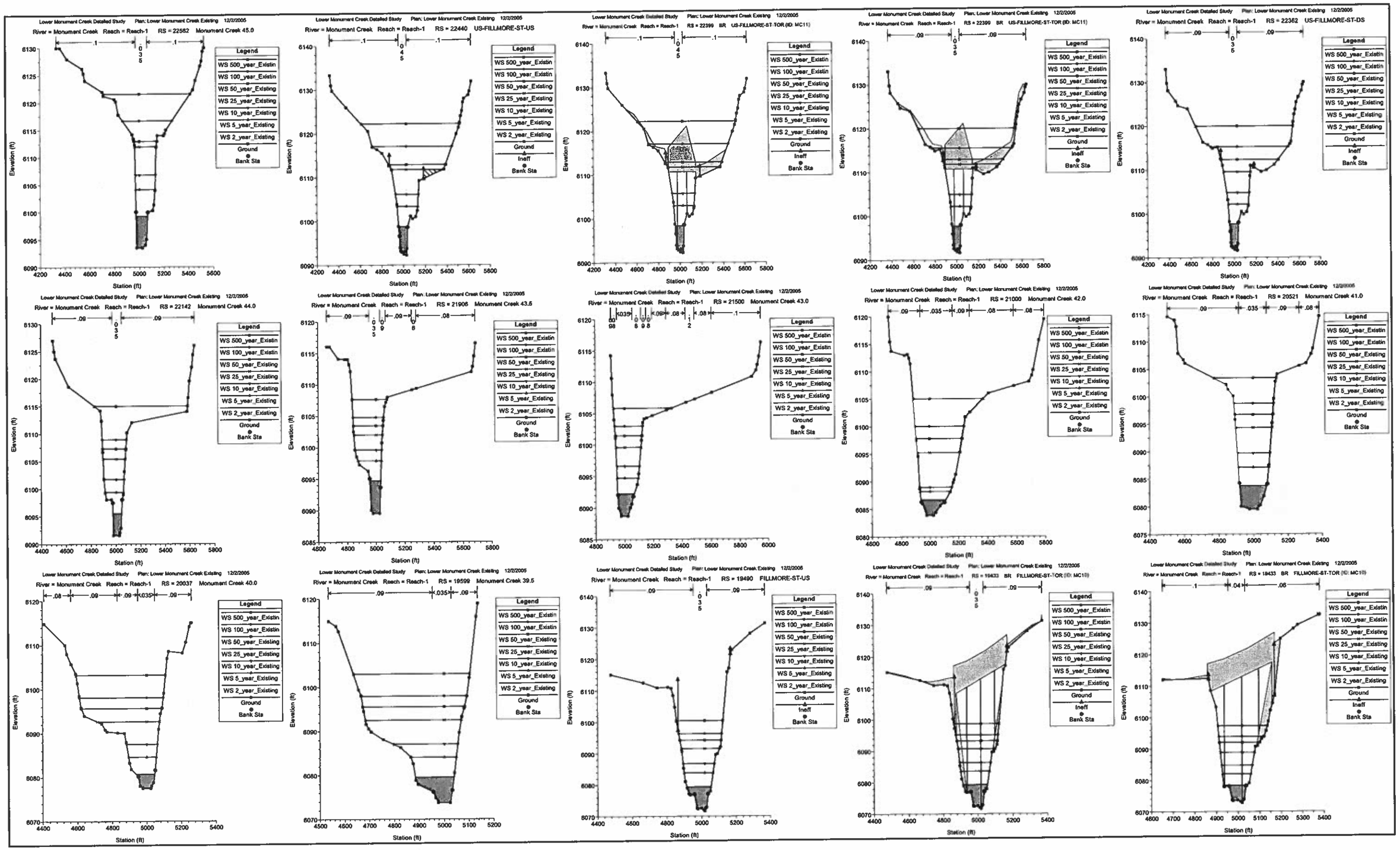
Lower Monument Creek Detailed Study Plan: Lower Monument Creek Existing 12/2/2005
River = Monument Creek Reach = Reach-1 RS = 22562 Monument Creek 45.0
River = Monument Creek Reach = Reach-1 RS = 22440 US-FILLMORE-ST-US
River = Monument Creek Reach = Reach-1 RS = 22399 BR US-FILLMORE-ST-TOR (ID: MC11)
River = Monument Creek Reach = Reach-1 RS = 22362 US-FILLMORE-ST-DS
River = Monument Creek Reach = Reach-1 RS = 22142 Monument Creek 44.0
River = Monument Creek Reach = Reach-1 RS = 21906 Monument Creek 43.5
River = Monument Creek Reach = Reach-1 RS = 21500 Monument Creek 43.0
River = Monument Creek Reach = Reach-1 RS = 21000 Monument Creek 42.0
River = Monument Creek Reach = Reach-1 RS = 20521 Monument Creek 41.0
River = Monument Creek Reach = Reach-1 RS = 20037 Monument Creek 40.0
River = Monument Creek Reach = Reach-1 RS = 19599 Monument Creek 39.5
River = Monument Creek Reach = Reach-1 RS = 19490 FILLMORE-ST-US
River = Monument Creek Reach = Reach-1 RS = 19433 BR FILLMORE-ST-TOR (ID: MC10)
Legend
WS 500_year_Existin
WS 100_year_Existin
WS 50_year_Existing
WS 25_year_Existing
WS 10_year_Existing
WS 5_year_Existing
WS 2_year_Existing
Ground
Ineff
Bank Sta
Elevation (ft)
Station (ft)

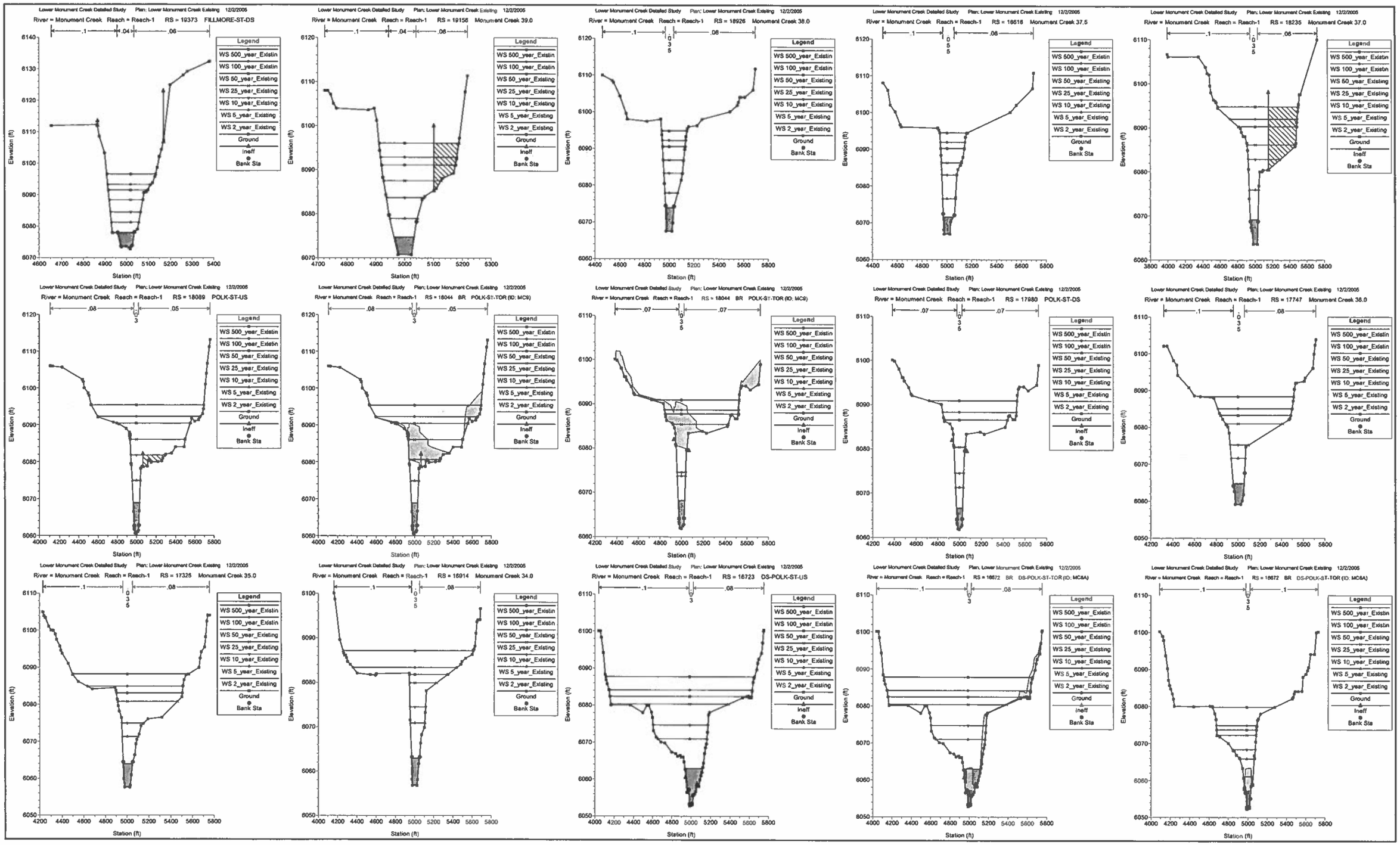
Lower Monument Creek Detailed Study Plan: Lower Monument Creek Existing 12/2/2005
River = Monument Creek Reach = Reach-1 RS = 19373 FILLMORE-ST-DS
River = Monument Creek Reach = Reach-1 RS = 19156 Monument Creek 39.0
River = Monument Creek Reach = Reach-1 RS = 18926 Monument Creek 38.0
River = Monument Creek Reach = Reach-1 RS = 18618 Monument Creek 37.5
River = Monument Creek Reach = Reach-1 RS = 18235 Monument Creek 37.0
River = Monument Creek Reach = Reach-1 RS = 18089 POLK-ST-US
River = Monument Creek Reach = Reach-1 RS = 18044 BR POLK-ST-TOR (ID: MC9)
River = Monument Creek Reach = Reach-1 RS = 17980 POLK-ST-DS
River = Monument Creek Reach = Reach-1 RS = 17747 Monument Creek 36.0
River = Monument Creek Reach = Reach-1 RS = 17325 Monument Creek 35.0
River = Monument Creek Reach = Reach-1 RS = 16914 Monument Creek 34.0
River = Monument Creek Reach = Reach-1 RS = 16723 DS-POLK-ST-US
River = Monument Creek Reach = Reach-1 RS = 16672 BR DS-POLK-ST-TOR (ID: MC8A)
Legend
WS 500_year_Existin
WS 100_year_Existin
WS 50_year_Existing
WS 25_year_Existing
WS 10_year_Existing
WS 5_year_Existing
WS 2_year_Existing
Ground
Ineff
Bank Sta
Elevation (ft)
Station (ft)

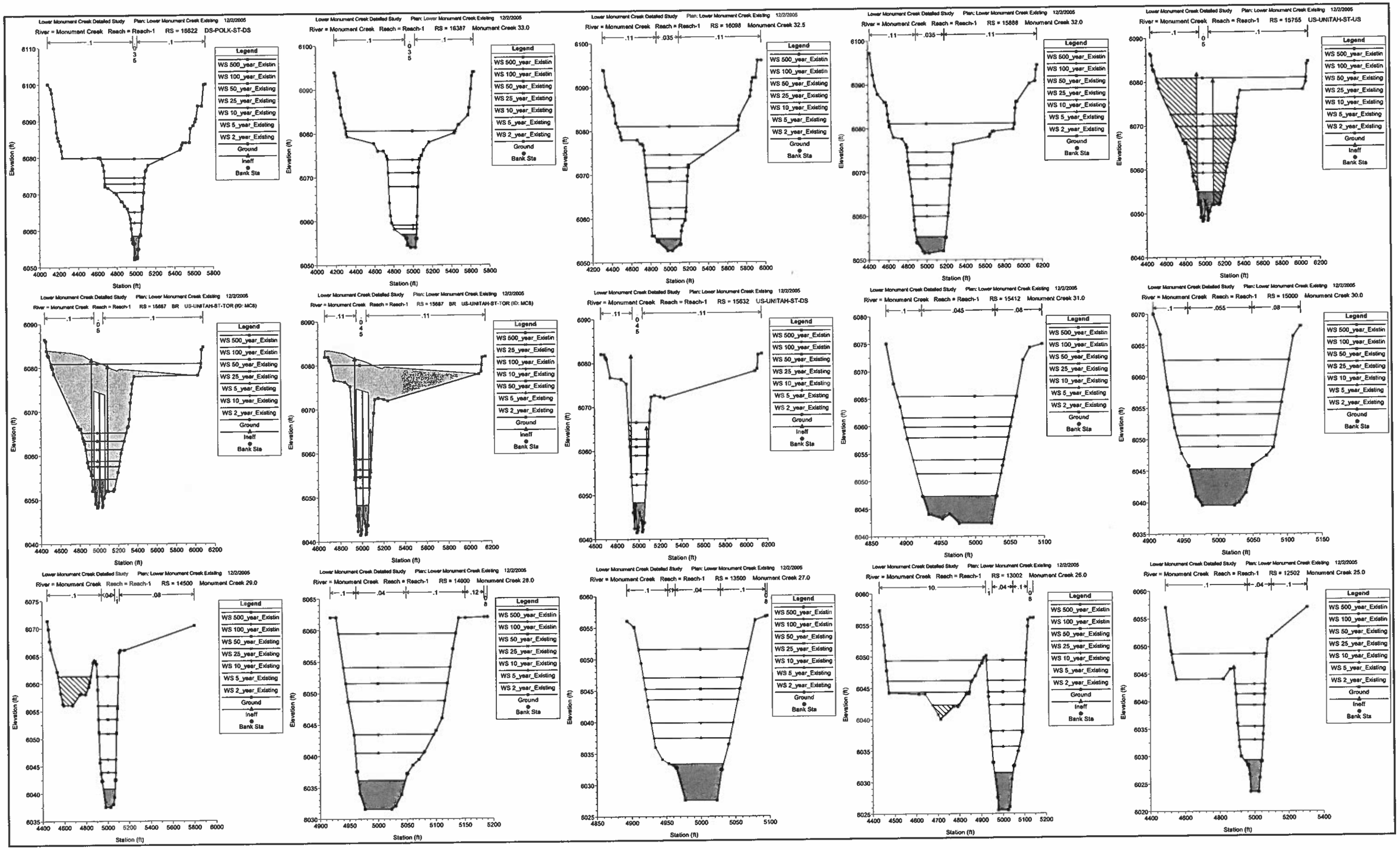
Lower Monument Creek Detailed Study Plan: Lower Monument Creek Existing 12/2/2005
River = Monument Creek Reach = Reach-1 RS = 16622 DS-POLK-ST-DS
River = Monument Creek Reach = Reach-1 RS = 16387 Monument Creek 33.0
River = Monument Creek Reach = Reach-1 RS = 16098 Monument Creek 32.5
River = Monument Creek Reach = Reach-1 RS = 15888 Monument Creek 32.0
River = Monument Creek Reach = Reach-1 RS = 15755 US-UNITAH-ST-US
River = Monument Creek Reach = Reach-1 RS = 15687 BR US-UNITAH-ST-TOR (ID: MC5)
River = Monument Creek Reach = Reach-1 RS = 15687 BR US-UNITAH-ST-TOR (ID: MC6)
River = Monument Creek Reach = Reach-1 RS = 15632 US-UNITAH-ST-DS
River = Monument Creek Reach = Reach-1 RS = 15412 Monument Creek 31.0
River = Monument Creek Reach = Reach-1 RS = 15000 Monument Creek 30.0
River = Monument Creek Reach = Reach-1 RS = 14500 Monument Creek 29.0
River = Monument Creek Reach = Reach-1 RS = 14000 Monument Creek 28.0
River = Monument Creek Reach = Reach-1 RS = 13500 Monument Creek 27.0
River = Monument Creek Reach = Reach-1 RS = 13002 Monument Creek 26.0
River = Monument Creek Reach = Reach-1 RS = 12502 Monument Creek 25.0
Legend
WS 500_year_Existin
WS 100_year_Existin
WS 50_year_Existing
WS 25_year_Existing
WS 10_year_Existing
WS 5_year_Existing
WS 2_year_Existing
Ground
Ineff
Bank Sta
Elevation (ft)
Station (ft)

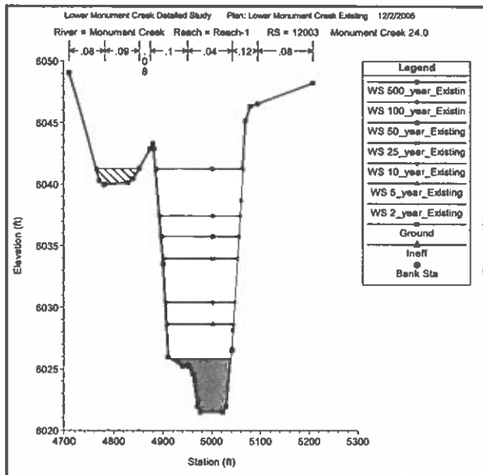
Lower Monument Creek Detailed Study Plan: Lower Monument Creek Existing 12/2/2005
River = Monument Creek Reach = Reach-1 RS = 12003 Monument Creek 24.0
Legend
WS 500_year_Existin
WS 100_year_Existin
WS 50_year_Existing
WS 25_year_Existing
WS 10_year_Existing
WS 5_year_Existing
WS 2_year_Existing
Ground
Ineff
Bank Sta
Elevation (ft)
Station (ft)

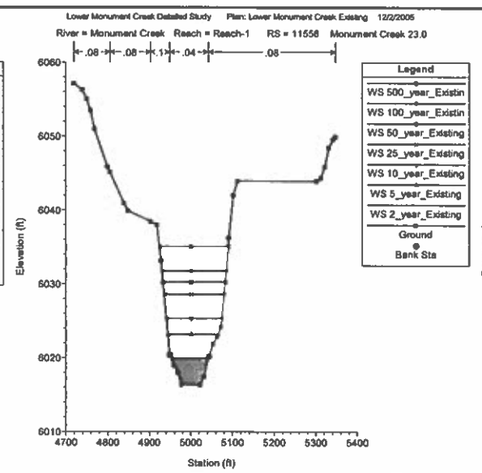
Lower Monument Creek Detailed Study Plan: Lower Monument Creek Existing 12/2/2005
River = Monument Creek Reach = Reach-1 RS = 11558 Monument Creek 23.0
Legend
WS 500_year_Existin
WS 100_year_Existin
WS 50_year_Existing
WS 25_year_Existing
WS 10_year_Existing
WS 5_year_Existing
WS 2_year_Existing
Ground
Bank Sta
Elevation (ft)
Station (ft)


Lower Monument Creek Detailed Study Plan: Lower Monument Creek Existing 12/2/2005
River = Monument Creek Reach = Reach-1 RS = 11048 Monument Creek 22.0
Legend
WS 500_year_Existin
WS 100_year_Existin
WS 50_year_Existing
WS 25_year_Existing
WS 10_year_Existing
WS 5_year_Existing
WS 2_year_Existing
Ground
Bank Sta
Elevation (ft)
Station (ft)

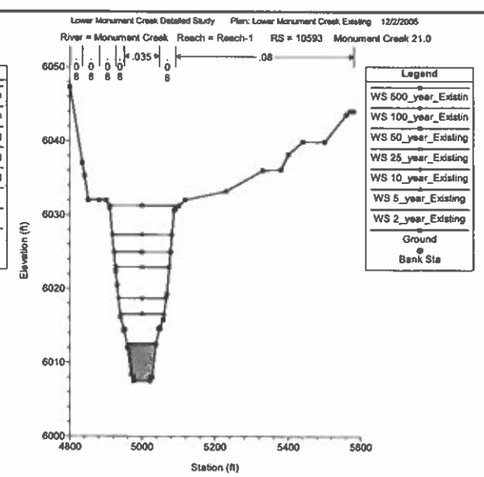
Lower Monument Creek Detailed Study Plan: Lower Monument Creek Existing 12/2/2005
River = Monument Creek Reach = Reach-1 RS = 10593 Monument Creek 21.0
Legend
WS 500_year_Existin
WS 100_year_Existin
WS 50_year_Existing
WS 25_year_Existing
WS 10_year_Existing
WS 5_year_Existing
WS 2_year_Existing
Ground
Bank Sta
Elevation (ft)
Station (ft)

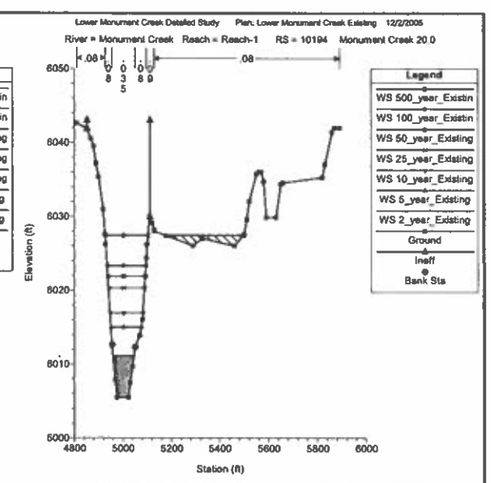
Lower Monument Creek Detailed Study Plan: Lower Monument Creek Existing 12/2/2005
River = Monument Creek Reach = Reach-1 RS = 10194 Monument Creek 20.0
Legend
WS 500_year_Existin
WS 100_year_Existin
WS 50_year_Existing
WS 25_year_Existing
WS 10_year_Existing
WS 5_year_Existing
WS 2_year_Existing
Ground
Ineff
Bank Sta
Elevation (ft)
Station (ft)

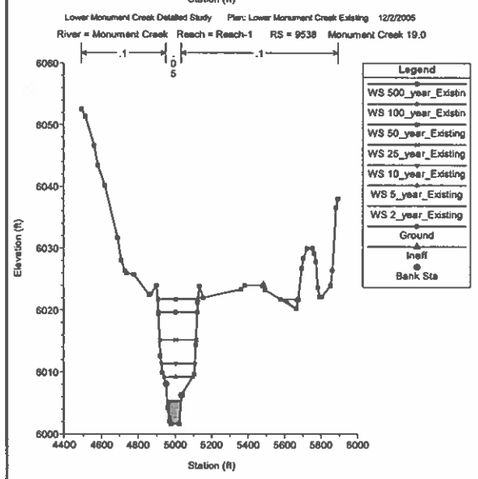
Lower Monument Creek Detailed Study Plan: Lower Monument Creek Existing 12/2/2005
River = Monument Creek Reach = Reach-1 RS = 9538 Monument Creek 19.0
Legend
WS 500_year_Existin
WS 100_year_Existin
WS 50_year_Existing
WS 25_year_Existing
WS 10_year_Existing
WS 5_year_Existing
WS 2_year_Existing
Ground
Ineff
Bank Sta
Elevation (ft)
Station (ft)

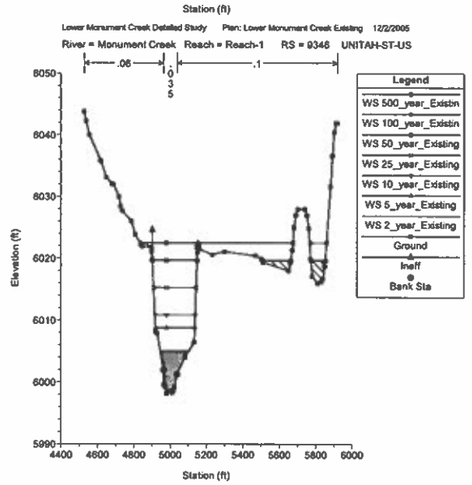
Lower Monument Creek Detailed Study Plan: Lower Monument Creek Existing 12/2/2005
River = Monument Creek Reach = Reach-1 RS = 9346 UNITAH-ST-US
Legend
WS 500_year_Existin
WS 100_year_Existin
WS 50_year_Existing
WS 25_year_Existing
WS 10_year_Existing
WS 5_year_Existing
WS 2_year_Existing
Ground
Ineff
Bank Sta
Elevation (ft)
Station (ft)

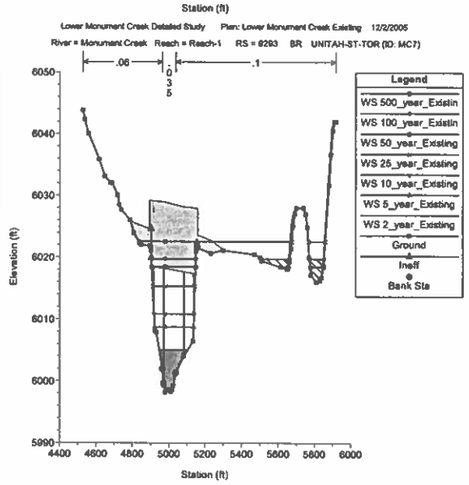
Lower Monument Creek Detailed Study Plan: Lower Monument Creek Existing 12/2/2005
River = Monument Creek Reach = Reach-1 RS = 9293 BR UNITAH-ST-TOR (ID. MC7)
Legend
WS 500_year_Existin
WS 100_year_Existin
WS 50_year_Existing
WS 25_year_Existing
WS 10_year_Existing
WS 5_year_Existing
WS 2_year_Existing
Ground
Ineff
Bank Sta
Elevation (ft)
Station (ft)

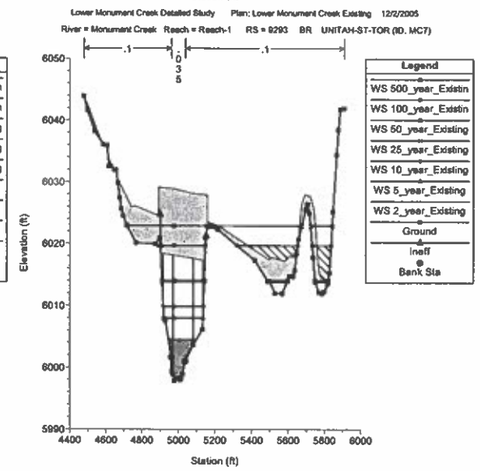
Lower Monument Creek Detailed Study Plan: Lower Monument Creek Existing 12/2/2005
River = Monument Creek Reach = Reach-1 RS = 9293 BR UNITAH-ST-TOR (ID. MC7)
Legend
WS 500_year_Existin
WS 100_year_Existin
WS 50_year_Existing
WS 25_year_Existing
WS 10_year_Existing
WS 5_year_Existing
WS 2_year_Existing
Ground
Ineff
Bank Sta
Elevation (ft)
Station (ft)

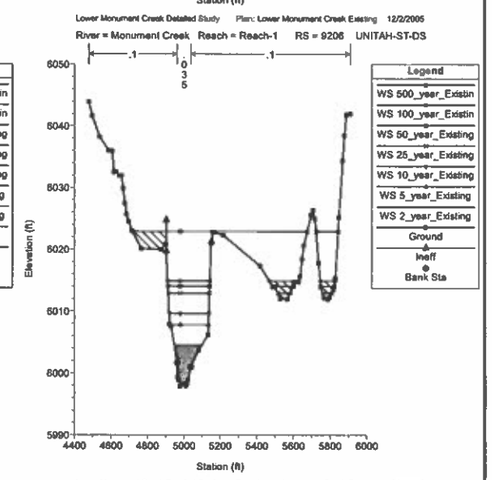
Lower Monument Creek Detailed Study Plan: Lower Monument Creek Existing 12/2/2005
River = Monument Creek Reach = Reach-1 RS = 9206 UNITAH-ST-DS
Legend
WS 500_year_Existin
WS 100_year_Existin
WS 50_year_Existing
WS 25_year_Existing
WS 10_year_Existing
WS 5_year_Existing
WS 2_year_Existing
Ground
Ineff
Bank Sta
Elevation (ft)
Station (ft)


Lower Monument Creek Detailed Study Plan: Lower Monument Creek Existing 12/2/2005
River = Monument Creek Reach = Reach-1 RS = 9008 Monument Creek 18.0
Legend
WS 500_year_Existin
WS 100_year_Existin
WS 50_year_Existing
WS 25_year_Existing
WS 10_year_Existing
WS 5_year_Existing
WS 2_year_Existing
Ground
Bank Sta
Elevation (ft)
Station (ft)


Lower Monument Creek Detailed Study Plan: Lower Monument Creek Existing 12/2/2005
River = Monument Creek Reach = Reach-1 RS = 8509 Monument Creek 17.0
Legend
WS 500_year_Existin
WS 100_year_Existin
WS 50_year_Existing
WS 25_year_Existing
WS 10_year_Existing
WS 5_year_Existing
WS 2_year_Existing
Ground
Bank Sta
Elevation (ft)
Station (ft)


Lower Monument Creek Detailed Study Plan: Lower Monument Creek Existing 12/2/2005
River = Monument Creek Reach = Reach-1 RS = 8011 Monument Creek 16.0
Legend
WS 500_year_Existin
WS 100_year_Existin
WS 50_year_Existing
WS 25_year_Existing
WS 10_year_Existing
WS 5_year_Existing
WS 2_year_Existing
Ground
Ineff
Bank Sta
Elevation (ft)
Station (ft)

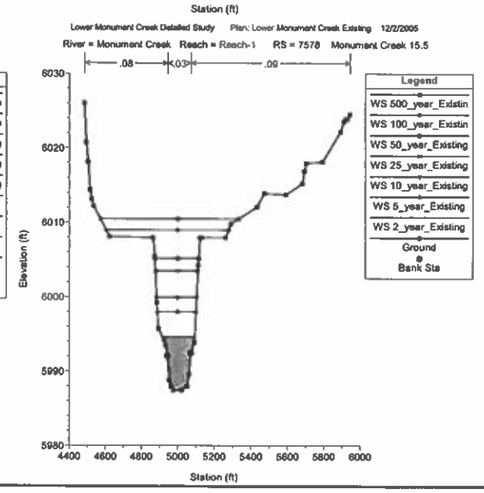
Lower Monument Creek Detailed Study Plan: Lower Monument Creek Existing 12/2/2005
River = Monument Creek Reach = Reach-1 RS = 7578 Monument Creek 15.5
Legend
WS 500_year_Existin
WS 100_year_Existin
WS 50_year_Existing
WS 25_year_Existing
WS 10_year_Existing
WS 5_year_Existing
WS 2_year_Existing
Ground
Bank Sta
Elevation (ft)
Station (ft)

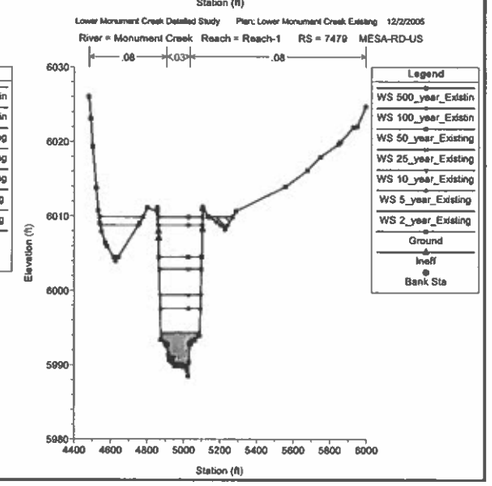
Lower Monument Creek Detailed Study Plan: Lower Monument Creek Existing 12/2/2005
River = Monument Creek Reach = Reach-1 RS = 7479 MESA-RD-US
Legend
WS 500_year_Existin
WS 100_year_Existin
WS 50_year_Existing
WS 25_year_Existing
WS 10_year_Existing
WS 5_year_Existing
WS 2_year_Existing
Ground
Ineff
Bank Sta
Elevation (ft)
Station (ft)

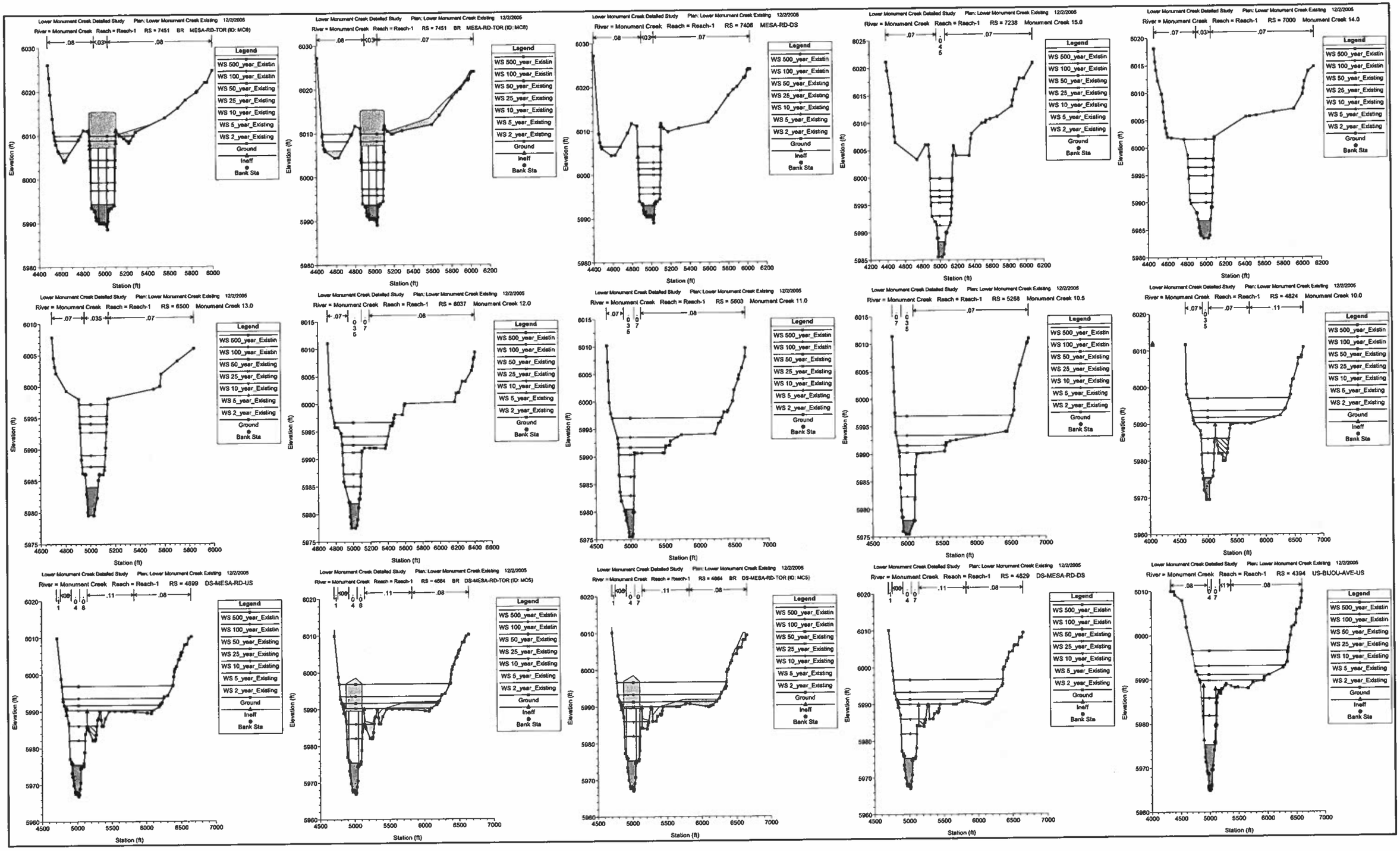
Lower Monument Creek Detailed Study Plan: Lower Monument Creek Existing 12/2/2005
River = Monument Creek Reach = Reach-1 RS = 7451 BR MESA-RD-TOR (ID: MC6)
River = Monument Creek Reach = Reach-1 RS = 7451 BR MESA-RD-TOR (ID: MC8)
River = Monument Creek Reach = Reach-1 RS = 7406 MESA-RD-DS
River = Monument Creek Reach = Reach-1 RS = 7238 Monument Creek 15.0
River = Monument Creek Reach = Reach-1 RS = 7000 Monument Creek 14.0
River = Monument Creek Reach = Reach-1 RS = 6500 Monument Creek 13.0
River = Monument Creek Reach = Reach-1 RS = 6037 Monument Creek 12.0
River = Monument Creek Reach = Reach-1 RS = 5603 Monument Creek 11.0
River = Monument Creek Reach = Reach-1 RS = 5268 Monument Creek 10.5
River = Monument Creek Reach = Reach-1 RS = 4824 Monument Creek 10.0
River = Monument Creek Reach = Reach-1 RS = 4699 DS-MESA-RD-US
River = Monument Creek Reach = Reach-1 RS = 4664 BR DS-MESA-RD-TOR (ID: MC5)
River = Monument Creek Reach = Reach-1 RS = 4664 BR DS-MESA-RD-TOR (ID: MC5)
River = Monument Creek Reach = Reach-1 RS = 4629 DS-MESA-RD-DS
River = Monument Creek Reach = Reach-1 RS = 4394 US-BIJOU-AVE-US
Legend
WS 500_year_Existin
WS 100_year_Existin
WS 50_year_Existing
WS 25_year_Existing
WS 10_year_Existing
WS 5_year_Existing
WS 2_year_Existing
Ground
Ineff
Bank Sta
Elevation (ft)
Station (ft)

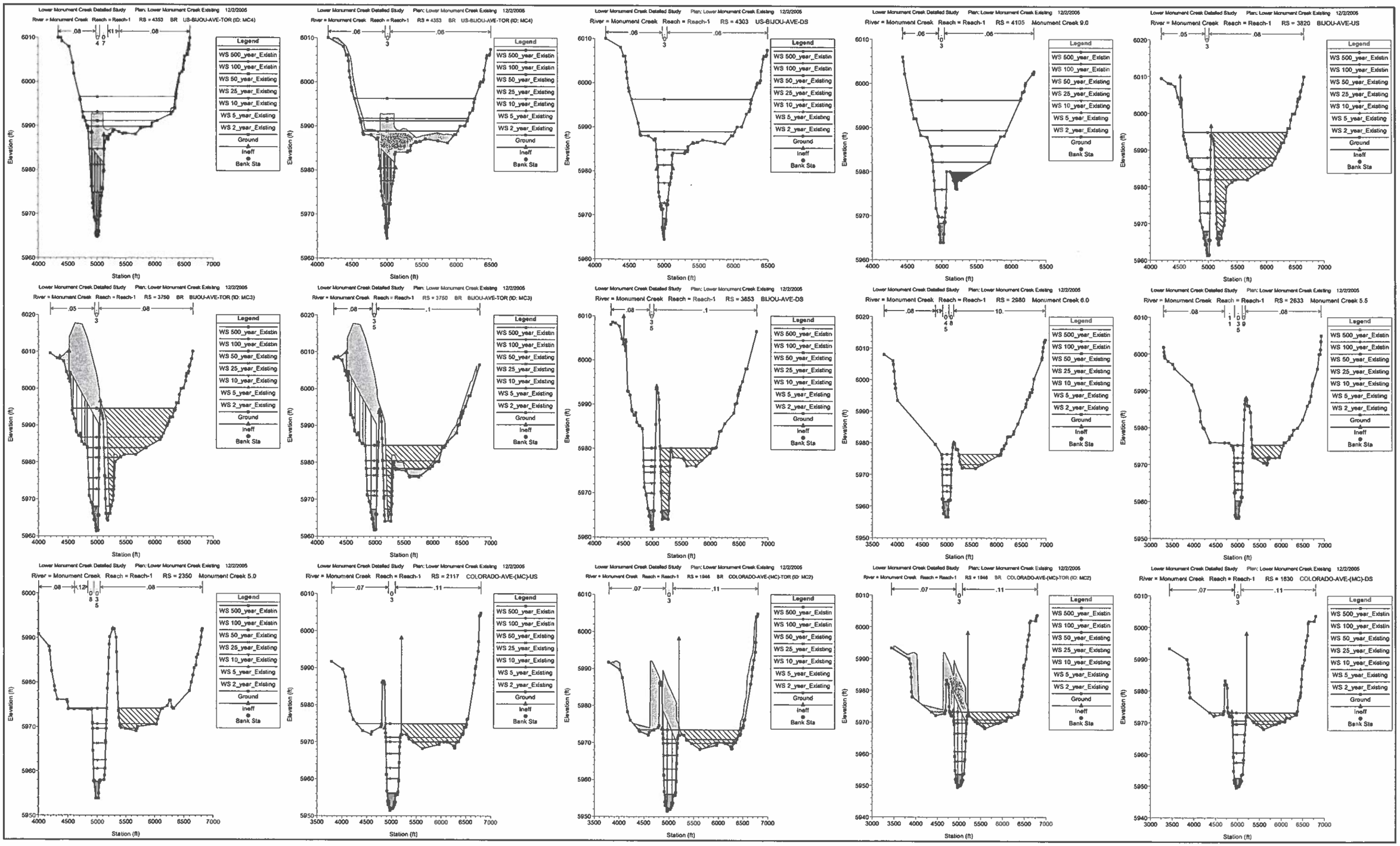
Lower Monument Creek Detailed Study Plan: Lower Monument Creek Existing 12/2/2005
River = Monument Creek Reach = Reach-1 RS = 4353 BR US-BIJOU-AVE-TOR (ID: MC4)
River = Monument Creek Reach = Reach-1 RS = 4353 BR US-BIJOU-AVE-TOR (ID: MC4)
River = Monument Creek Reach = Reach-1 RS = 4303 US-BIJOU-AVE-DS
River = Monument Creek Reach = Reach-1 RS = 4105 Monument Creek 9.0
River = Monument Creek Reach = Reach-1 RS = 3820 BIJOU-AVE-US
River = Monument Creek Reach = Reach-1 RS = 3750 BR BIJOU-AVE-TOR (ID: MC3)
River = Monument Creek Reach = Reach-1 RS = 3750 BR BIJOU-AVE-TOR (ID: MC3)
River = Monument Creek Reach = Reach-1 RS = 3653 BIJOU-AVE-DS
River = Monument Creek Reach = Reach-1 RS = 2980 Monument Creek 6.0
River = Monument Creek Reach = Reach-1 RS = 2633 Monument Creek 5.5
River = Monument Creek Reach = Reach-1 RS = 2350 Monument Creek 5.0
River = Monument Creek Reach = Reach-1 RS = 2117 COLORADO-AVE-(MC)-US
River = Monument Creek Reach = Reach-1 RS = 1946 BR COLORADO-AVE-(MC)-TOR (ID: MC2)
River = Monument Creek Reach = Reach-1 RS = 1946 BR COLORADO-AVE-(MC)-TOR (ID: MC2)
River = Monument Creek Reach = Reach-1 RS = 1830 COLORADO-AVE-(MC)-DS
Legend
WS 500_year_Existin
WS 100_year_Existin
WS 50_year_Existing
WS 25_year_Existing
WS 10_year_Existing
WS 5_year_Existing
WS 2_year_Existing
Ground
Ineff
Bank Sta
Elevation (ft)
Station (ft)

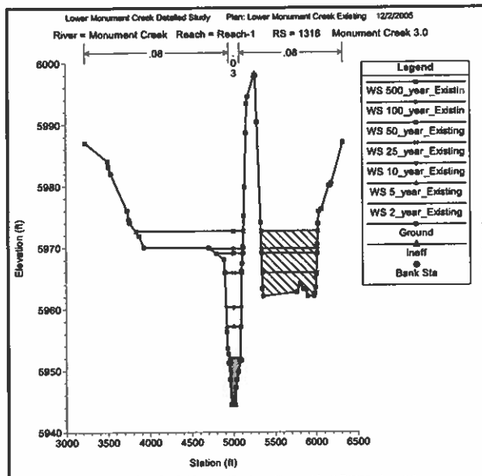
Lower Monument Creek Detailed Study Plan: Lower Monument Creek Existing 12/2/2005
River = Monument Creek Reach = Reach-1 RS = 1318 Monument Creek 3.0
Legend
WS 500_year_Existin
WS 100_year_Existin
WS 50_year_Existing
WS 25_year_Existing
WS 10_year_Existing
WS 5_year_Existing
WS 2_year_Existing
Ground
Ineff
Bank Sta
Elevation (ft)
Station (ft)

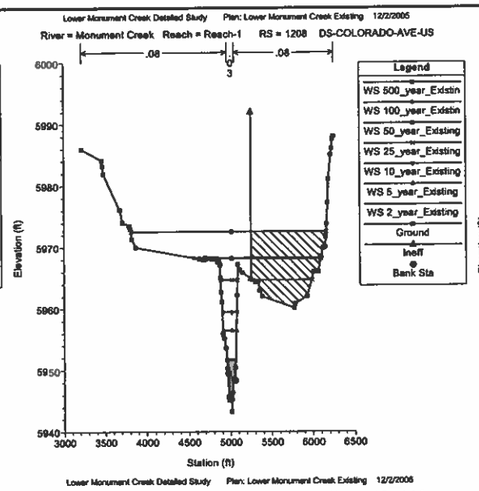
Lower Monument Creek Detailed Study Plan: Lower Monument Creek Existing 12/2/2005
River = Monument Creek Reach = Reach-1 RS = 1208 DS-COLORADO-AVE-US
Legend
WS 500_year_Existin
WS 100_year_Existin
WS 50_year_Existing
WS 25_year_Existing
WS 10_year_Existing
WS 5_year_Existing
WS 2_year_Existing
Ground
Ineff
Bank Sta
Elevation (ft)
Station (ft)

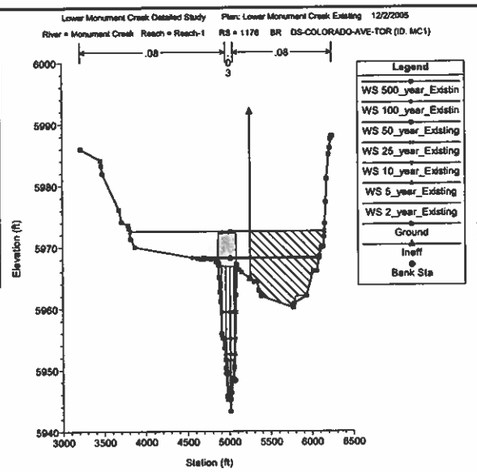
Lower Monument Creek Detailed Study Plan: Lower Monument Creek Existing 12/2/2005
River = Monument Creek Reach = Reach-1 RS = 1176 BR DS-COLORADO-AVE-TOR (ID: MC1)
Legend
WS 500_year_Existin
WS 100_year_Existin
WS 50_year_Existing
WS 25_year_Existing
WS 10_year_Existing
WS 5_year_Existing
WS 2_year_Existing
Ground
Ineff
Bank Sta
Elevation (ft)
Station (ft)

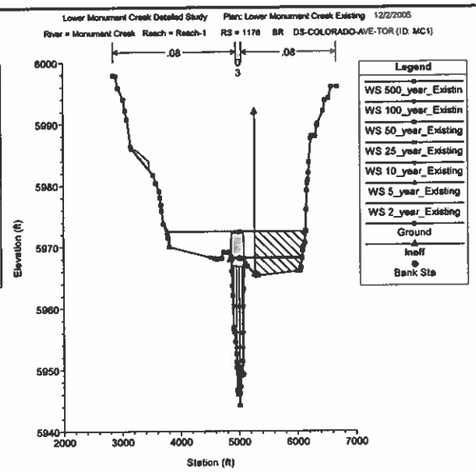
Lower Monument Creek Detailed Study Plan: Lower Monument Creek Existing 12/2/2005
River = Monument Creek Reach = Reach-1 RS = 1176 BR DS-COLORADO-AVE-TOR (ID: MC1)
Legend
WS 500_year_Existin
WS 100_year_Existin
WS 50_year_Existing
WS 25_year_Existing
WS 10_year_Existing
WS 5_year_Existing
WS 2_year_Existing
Ground
Ineff
Bank Sta
Elevation (ft)
Station (ft)

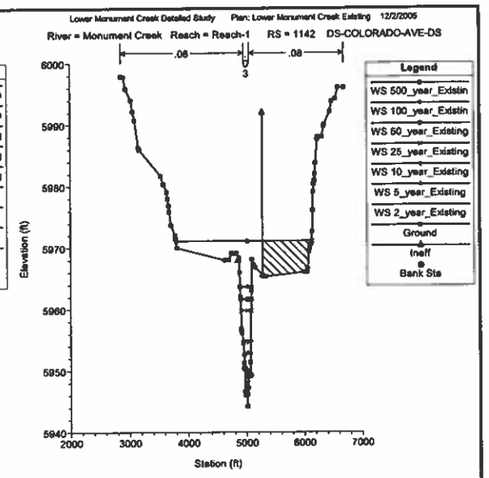
Lower Monument Creek Detailed Study Plan: Lower Monument Creek Existing 12/2/2005
River = Monument Creek Reach = Reach-1 RS = 1142 DS-COLORADO-AVE-DS
Legend
WS 500_year_Existin
WS 100_year_Existin
WS 50_year_Existing
WS 25_year_Existing
WS 10_year_Existing
WS 5_year_Existing
WS 2_year_Existing
Ground
Ineff
Bank Sta
Elevation (ft)
Station (ft)

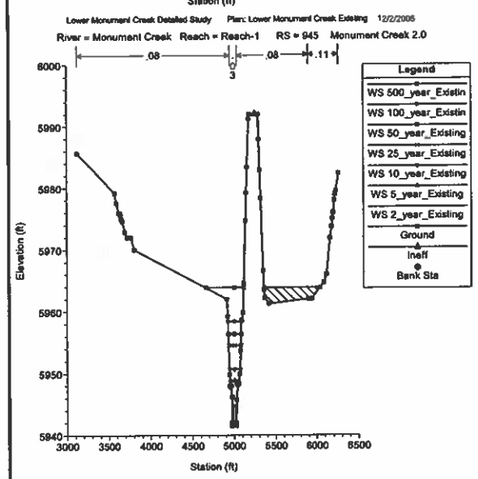
Lower Monument Creek Detailed Study Plan: Lower Monument Creek Existing 12/2/2005
River = Monument Creek Reach = Reach-1 RS = 945 Monument Creek 2.0
Legend
WS 500_year_Existin
WS 100_year_Existin
WS 50_year_Existing
WS 25_year_Existing
WS 10_year_Existing
WS 5_year_Existing
WS 2_year_Existing
Ground
Ineff
Bank Sta
Elevation (ft)
Station (ft)

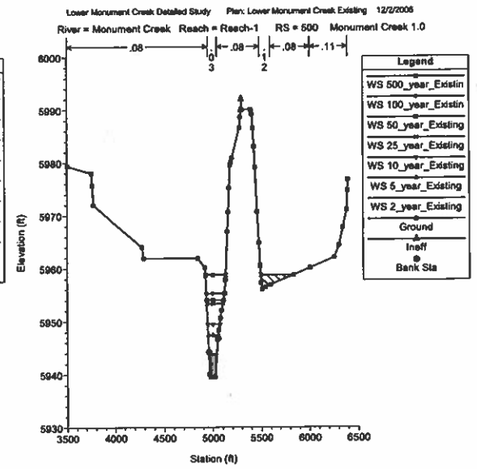
Lower Monument Creek Detailed Study Plan: Lower Monument Creek Existing 12/2/2005
River = Monument Creek Reach = Reach-1 RS = 500 Monument Creek 1.0
Legend
WS 500_year_Existin
WS 100_year_Existin
WS 50_year_Existing
WS 25_year_Existing
WS 10_year_Existing
WS 5_year_Existing
WS 2_year_Existing
Ground
Ineff
Bank Sta
Elevation (ft)
Station (ft)

HEC-RAS Plan: LMC Existing River: Monument Creek Reach: Reach-1

Reach	River Sta	Profile	Q Total	Min Ch El	W.S. Elev	Crit W.S.	E.G. Elev	E.G. Slope	Vel Chnl	Flow Area	Top Width	Froude # Chl
			(cfs)	(ft)	(ft)	(ft)	(ft)	(ft/ft)	(ft/s)	(sq ft)	(ft)	
Reach-1	58596	2_year_Existing	94.00	6337.50	6338.21	6338.21	6338.53	0.016038	4.54	20.69	33.42	1.02
Reach-1	58596	5_year_Existing	350.00	6337.50	6339.09	6339.09	6339.74	0.012488	6.49	53.94	42.17	1.01
Reach-1	58596	10_year_Existing	910.00	6337.50	6340.24	6340.24	6341.35	0.010025	8.49	110.19	57.06	0.99
Reach-1	58596	25_year_Existing	4200.00	6337.50	6343.79	6344.12	6346.74	0.008004	14.24	387.51	98.57	1.04
Reach-1	58596	50_year_Existing	6300.00	6337.50	6345.26	6345.86	6349.12	0.008008	16.54	544.87	116.72	1.08
Reach-1	58596	100_year_Existin	9000.00	6337.50	6346.81	6347.69	6351.65	0.008012	18.63	740.22	133.47	1.12
Reach-1	58596	500_year_Existin	17000.00	6337.50	6350.38	6352.15	6357.48	0.008003	23.59	1277.94	166.82	1.18
Reach-1	58096	2_year_Existing	94.00	6333.50	6334.67	6334.23	6334.79	0.003058	2.75	34.16	33.65	0.48
Reach-1	58096	5_year_Existing	350.00	6333.50	6335.79	6335.17	6336.11	0.003926	4.55	77.00	42.83	0.60
Reach-1	58096	10_year_Existing	910.00	6333.50	6337.06	6336.45	6337.73	0.004893	6.62	139.84	60.94	0.71
Reach-1	58096	25_year_Existing	4200.00	6333.50	6339.94	6340.28	6342.69	0.007994	13.76	407.96	115.20	1.03
Reach-1	58096	50_year_Existing	6300.00	6333.50	6341.12	6342.10	6344.90	0.008826	16.43	559.71	145.68	1.12
Reach-1	58096	100_year_Existin	9000.00	6333.50	6342.30	6343.98	6347.25	0.009670	19.16	781.88	301.52	1.20
Reach-1	58096	500_year_Existin	17000.00	6333.50	6344.20	6346.88	6352.30	0.013310	25.94	1393.84	398.57	1.46
Reach-1	57675	2_year_Existing	94.00	6331.33	6331.98	6331.98	6332.26	0.016442	4.24	22.18	40.60	1.01
Reach-1	57675	5_year_Existing	350.00	6331.33	6332.76	6332.76	6333.36	0.012627	6.23	56.21	47.22	1.01
Reach-1	57675	10_year_Existing	910.00	6331.33	6333.87	6333.87	6334.86	0.009974	7.98	115.11	61.44	0.98
Reach-1	57675	25_year_Existing	4200.00	6331.33	6338.76	6337.25	6339.09	0.008489	13.14	504.88	211.49	1.04
Reach-1	57675	50_year_Existing	6300.00	6331.33	6337.61	6338.40	6340.79	0.009946	15.81	690.29	224.70	1.16
Reach-1	57675	100_year_Existin	9000.00	6331.33	6338.50	6339.64	6342.62	0.011215	18.47	895.82	237.14	1.26
Reach-1	57675	500_year_Existin	17000.00	6331.33	6340.96	6342.56	6346.43	0.010981	22.54	1549.36	306.64	1.31
Reach-1	57245	2_year_Existing	94.00	6327.50	6328.83	6328.15	6328.87	0.000995	1.55	60.59	61.11	0.27
Reach-1	57245	5_year_Existing	350.00	6327.50	6329.94	6328.84	6330.04	0.001266	2.53	138.25	80.04	0.34
Reach-1	57245	10_year_Existing	910.00	6327.50	6331.24	6329.77	6331.42	0.001192	3.52	324.26	154.63	0.36
Reach-1	57245	25_year_Existing	4200.00	6327.50	6334.31	6332.40	6335.04	0.002003	7.33	822.35	169.78	0.53
Reach-1	57245	50_year_Existing	6300.00	6327.50	6335.52	6333.54	6336.60	0.002349	8.97	1031.95	175.00	0.59
Reach-1	57245	100_year_Existin	9000.00	6327.50	6336.79	6334.77	6338.31	0.002715	10.74	1256.62	180.43	0.65
Reach-1	57245	500_year_Existin	17000.00	6327.50	6339.47	6337.78	6342.36	0.003678	15.00	1755.60	194.57	0.79
Reach-1	57099	2_year_Existing	94.00	6327.50	6328.19	6328.19	6328.48	0.015799	4.31	21.83	37.85	1.00
Reach-1	57099	5_year_Existing	350.00	6327.50	6329.04	6328.99	6329.58	0.011295	5.90	59.37	49.80	0.95
Reach-1	57099	10_year_Existing	910.00	6327.50	6330.20	6330.20	6331.00	0.008075	7.20	151.26	191.29	0.88
Reach-1	57099	25_year_Existing	4200.00	6327.50	6332.77	6332.76	6334.44	0.007267	11.89	663.75	214.58	0.96
Reach-1	57099	50_year_Existing	6300.00	6327.50	6333.91	6333.85	6335.95	0.007002	13.28	919.37	232.37	0.97
Reach-1	57099	100_year_Existin	9000.00	6327.50	6335.04	6335.04	6337.60	0.007194	15.17	1184.63	237.57	1.02
Reach-1	57099	500_year_Existin	17000.00	6327.50	6337.78	6337.78	6341.55	0.007241	19.02	1851.27	246.90	1.08
Reach-1	56596	2_year_Existing	94.00	6323.50	6324.59	6324.22	6324.71	0.003604	2.78	33.84	37.23	0.51
Reach-1	56596	5_year_Existing	350.00	6323.50	6325.54	6325.10	6325.88	0.005032	4.73	74.14	51.34	0.66
Reach-1	56596	10_year_Existing	910.00	6323.50	6326.41	6326.34	6327.14	0.006474	7.19	162.53	124.24	0.81
Reach-1	56596	25_year_Existing	4200.00	6323.50	6328.99	6328.99	6330.75	0.007380	12.41	533.50	160.22	0.98
Reach-1	56596	50_year_Existing	6300.00	6323.50	6330.12	6330.12	6332.32	0.007394	14.23	722.91	174.33	1.01
Reach-1	56596	100_year_Existin	9000.00	6323.50	6331.58	6331.39	6334.03	0.006551	15.42	990.89	194.93	0.98
Reach-1	56596	500_year_Existin	17000.00	6323.50	6335.75	6334.30	6338.32	0.004219	16.56	1884.62	230.99	0.85
Reach-1	56106	2_year_Existing	100.00	6321.50	6322.25	6322.08	6322.36	0.006558	2.65	37.76	70.22	0.64
Reach-1	56106	5_year_Existing	360.00	6321.50	6322.91	6322.67	6323.15	0.006069	3.94	91.40	88.38	0.68
Reach-1	56106	10_year_Existing	920.00	6321.50	6323.82	6323.41	6324.23	0.005130	5.18	177.57	100.49	0.69
Reach-1	56106	25_year_Existing	4300.00	6321.50	6327.14	6325.89	6328.09	0.002993	7.99	609.35	256.62	0.62
Reach-1	56106	50_year_Existing	6400.00	6321.50	6328.56	6326.99	6329.80	0.002851	9.18	801.75	266.03	0.63
Reach-1	56106	100_year_Existin	9300.00	6321.50	6330.12	6328.23	6331.77	0.002870	10.64	1018.75	275.66	0.66
Reach-1	56106	500_year_Existin	18000.00	6321.50	6332.21	6331.52	6335.98	0.004878	16.17	1316.44	287.36	0.89
Reach-1	55914	2_year_Existing	100.00	6319.50	6320.19	6320.19	6320.47	0.016011	4.24	23.58	42.31	1.00
Reach-1	55914	5_year_Existing	360.00	6319.50	6320.95	6320.95	6321.49	0.012788	5.93	60.68	55.49	1.00
Reach-1	55914	10_year_Existing	920.00	6319.50	6321.92	6321.92	6322.79	0.011203	7.48	123.06	72.17	1.01
Reach-1	55914	25_year_Existing	4300.00	6319.50	6325.14	6325.14	6327.16	0.006609	11.62	444.38	143.75	0.92
Reach-1	55914	50_year_Existing	6400.00	6319.50	6326.47	6326.47	6328.91	0.006058	13.04	647.57	163.73	0.92
Reach-1	55914	100_year_Existin	9300.00	6319.50	6327.98	6327.98	6330.89	0.005658	14.56	913.52	188.22	0.92
Reach-1	55914	500_year_Existin	18000.00	6319.50	6331.64	6331.64	6334.96	0.004400	16.61	2007.83	362.26	0.87
Reach-1	55584	2_year_Existing	100.00	6315.50	6316.71	6316.26	6316.82	0.002947	2.70	37.00	36.34	0.47
Reach-1	55584	5_year_Existing	360.00	6315.50	6317.91	6317.16	6318.17	0.003147	4.12	87.48	47.78	0.54
Reach-1	55584	10_year_Existing	920.00	6315.50	6319.31	6318.37	6319.81	0.002980	5.74	177.65	75.61	0.57
Reach-1	55584	25_year_Existing	4300.00	6315.50	6322.50	6322.24	6324.34	0.004874	11.70	556.76	154.19	0.82
Reach-1	55584	50_year_Existing	6400.00	6315.50	6323.78	6323.62	6326.14	0.005178	13.63	760.62	164.52	0.87
Reach-1	55584	100_year_Existin	9300.00	6315.50	6325.23	6325.17	6328.20	0.005439	15.69	1010.71	182.78	0.92
Reach-1	55584	500_year_Existin	18000.00	6315.50	6329.05	6329.04	6332.84	0.004872	18.76	1898.80	351.22	0.92
Reach-1	55096	2_year_Existing	100.00	6313.50	6314.41		6314.62	0.007775	3.67	27.25	35.10	0.73
Reach-1	55096	5_year_Existing	360.00	6313.50	6315.33		6315.81	0.008129	5.58	64.71	46.07	0.83
Reach-1	55096	10_year_Existing	920.00	6313.50	6316.27	6316.27	6317.36	0.009576	8.39	113.56	65.24	0.97
Reach-1	55096	25_year_Existing	4300.00	6313.50	6319.75	6319.75	6321.88	0.006090	12.34	538.56	151.18	0.90
Reach-1	55096	50_year_Existing	6400.00	6313.50	6320.97	6320.97	6323.38	0.006207	14.15	726.73	156.84	0.94
Reach-1	55096	100_year_Existin	9300.00	6313.50	6322.41	6322.41	6325.36	0.006226	16.06	956.98	163.18	0.97
Reach-1	55096	500_year_Existin	18000.00	6313.50	6325.75	6325.75	6330.08	0.006325	20.21	1529.72	180.38	1.04
Reach-1	54607	2_year_Existing	100.00	6309.67	6310.55	6310.40	6310.75	0.008048	3.58	27.94	38.49	0.74

HEC-RAS Plan: LMC Existing River: Monument Creek Reach: Reach-1 (Continued)

Reach	River Sta	Profile	Q Total	Min Ch El	W.S. Elev	Crit W.S.	E.G. Elev	E.G. Slope	Vel Chnl	Flow Area	Top Width	Froude # Chl
			(cfs)	(ft)	(ft)	(ft)	(ft)	(ft/ft)	(ft/s)	(sq ft)	(ft)	
Reach-1	54607	5_year_Existing	360.00	6309.67	6311.45		6311.87	0.007922	5.23	68.87	53.02	0.81
Reach-1	54607	10_year_Existing	920.00	6309.67	6312.56	6312.27	6313.27	0.006948	6.78	138.27	68.37	0.82
Reach-1	54607	25_year_Existing	4300.00	6309.67	6315.95	6315.73	6317.95	0.005750	11.57	441.53	132.60	0.87
Reach-1	54607	50_year_Existing	6400.00	6309.67	6316.73	6317.31	6319.92	0.007792	14.73	555.03	156.51	1.04
Reach-1	54607	100_year_Existin	9300.00	6309.67	6316.18	6318.96	6321.97	0.007369	16.48	807.36	191.78	1.05
Reach-1	54607	500_year_Existin	18000.00	6309.67	6321.09	6322.27	6326.57	0.007685	20.82	1417.09	219.19	1.13
Reach-1	54134	2_year_Existing	100.00	6307.50	6308.54	6308.16	6308.62	0.002815	2.29	43.58	53.32	0.45
Reach-1	54134	5_year_Existing	360.00	6307.50	6309.49		6309.69	0.002885	3.58	101.07	67.03	0.50
Reach-1	54134	10_year_Existing	920.00	6307.50	6310.54		6310.99	0.003342	5.43	179.21	82.15	0.59
Reach-1	54134	25_year_Existing	4300.00	6307.50	6313.11	6313.09	6315.09	0.006328	11.79	468.69	160.34	0.91
Reach-1	54134	50_year_Existing	6400.00	6307.50	6314.24	6314.50	6316.81	0.006810	13.74	588.01	192.50	0.96
Reach-1	54134	100_year_Existin	9300.00	6307.50	6315.82	6315.99	6318.61	0.005714	14.82	1037.41	247.27	0.93
Reach-1	54134	500_year_Existin	18000.00	6307.50	6318.15	6319.16	6322.75	0.007353	19.97	1697.54	319.25	1.10
Reach-1	53659	2_year_Existing	100.00	6305.53	6306.61		6306.67	0.006422	2.01	49.72	63.95	0.40
Reach-1	53659	5_year_Existing	360.00	6305.53	6307.54		6307.68	0.006714	2.93	122.74	92.65	0.45
Reach-1	53659	10_year_Existing	920.00	6305.53	6308.59		6308.82	0.006128	3.91	257.86	168.92	0.47
Reach-1	53659	25_year_Existing	4300.00	6305.53	6311.51		6311.99	0.004980	6.21	1074.74	387.93	0.46
Reach-1	53659	50_year_Existing	6400.00	6305.53	6312.85	6311.11	6313.18	0.004817	6.84	1525.94	402.07	0.48
Reach-1	53659	100_year_Existin	9300.00	6305.53	6314.07	6311.97	6314.65	0.004079	7.37	2106.18	414.98	0.47
Reach-1	53659	500_year_Existin	18000.00	6305.53	6317.28	6313.87	6318.02	0.003623	8.77	3490.88	452.89	0.47
Reach-1	53226	2_year_Existing	100.00	6301.50	6302.27	6302.27	6302.60	0.014876	4.84	21.55	31.81	0.99
Reach-1	53226	5_year_Existing	360.00	6301.50	6303.20	6303.20	6303.84	0.011853	6.45	55.83	42.33	0.99
Reach-1	53226	10_year_Existing	920.00	6301.50	6304.35	6304.35	6305.39	0.010116	8.17	116.14	67.15	0.99
Reach-1	53226	25_year_Existing	4300.00	6301.50	6307.78	6307.78	6309.53	0.005846	11.79	733.45	246.39	0.88
Reach-1	53226	50_year_Existing	6400.00	6301.50	6309.11	6309.11	6310.95	0.005113	12.72	1169.50	485.31	0.86
Reach-1	53226	100_year_Existin	9300.00	6301.50	6310.28	6310.28	6312.47	0.005356	14.48	1573.22	503.03	0.90
Reach-1	53226	500_year_Existin	18000.00	6301.50	6313.86	6312.82	6316.20	0.004096	16.17	2825.88	582.59	0.84
Reach-1	52783	2_year_Existing	100.00	6297.50	6298.85	6298.23	6298.76	0.003187	2.75	36.40	37.09	0.49
Reach-1	52783	5_year_Existing	360.00	6297.50	6299.88	6299.11	6300.14	0.002972	4.07	88.40	47.14	0.52
Reach-1	52783	10_year_Existing	920.00	6297.50	6301.31	6300.31	6301.80	0.002775	5.67	186.37	85.97	0.55
Reach-1	52783	25_year_Existing	4300.00	6297.50	6306.12	6304.25	6306.86	0.001664	8.04	1055.59	286.57	0.50
Reach-1	52783	50_year_Existing	6400.00	6297.50	6307.88	6305.68	6308.65	0.001478	8.64	1599.92	329.34	0.49
Reach-1	52783	100_year_Existin	9300.00	6297.50	6309.81	6307.00	6310.63	0.001361	9.35	2256.62	352.93	0.48
Reach-1	52783	500_year_Existin	18000.00	6297.50	6313.86		6314.85	0.001303	11.15	4009.10	522.15	0.49
Reach-1	52483	2_year_Existing	100.00	6296.27	6297.26	6297.04	6297.46	0.006195	3.57	28.03	31.74	0.67
Reach-1	52483	5_year_Existing	360.00	6296.27	6298.21	6297.99	6298.75	0.007825	5.86	61.40	39.05	0.82
Reach-1	52483	10_year_Existing	920.00	6296.27	6299.41	6299.25	6300.40	0.008427	7.99	115.46	50.57	0.91
Reach-1	52483	25_year_Existing	4300.00	6296.27	6303.63	6303.63	6305.89	0.005347	12.50	468.55	156.83	0.86
Reach-1	52483	50_year_Existing	6400.00	6296.27	6305.25	6305.25	6307.75	0.004790	13.69	760.16	193.91	0.84
Reach-1	52483	100_year_Existin	9300.00	6296.27	6306.87	6306.87	6309.73	0.004874	15.25	1098.25	229.16	0.86
Reach-1	52483	500_year_Existin	18000.00	6296.27	6310.62	6310.28	6313.97	0.004173	17.88	2108.19	306.31	0.85
Reach-1	52071	2_year_Existing	100.00	6293.50	6294.30	6294.18	6294.49	0.008500	3.46	28.90	43.72	0.75
Reach-1	52071	5_year_Existing	360.00	6293.50	6295.18	6294.95	6295.56	0.007462	5.08	70.93	54.68	0.79
Reach-1	52071	10_year_Existing	920.00	6293.50	6296.12	6295.98	6296.90	0.008262	7.11	130.49	76.80	0.89
Reach-1	52071	25_year_Existing	4300.00	6293.50	6298.06	6299.21	6302.06	0.017595	16.31	295.61	114.11	1.45
Reach-1	52071	50_year_Existing	6400.00	6293.50	6299.24	6300.64	6304.23	0.015667	18.34	404.82	158.00	1.43
Reach-1	52071	100_year_Existin	9300.00	6293.50	6300.93	6302.38	6306.51	0.012231	19.60	570.86	250.19	1.32
Reach-1	52071	500_year_Existin	18000.00	6293.50	6306.61	6306.61	6311.84	0.005390	19.49	1246.61	396.14	0.97
Reach-1	51623	2_year_Existing	100.00	6291.50	6292.39		6292.45	0.002757	2.01	49.75	73.09	0.43
Reach-1	51623	5_year_Existing	360.00	6291.50	6293.10		6293.28	0.003525	3.37	106.92	86.97	0.54
Reach-1	51623	10_year_Existing	920.00	6291.50	6294.04		6294.38	0.003729	4.66	198.37	115.96	0.59
Reach-1	51623	25_year_Existing	4300.00	6291.50	6297.81	6295.91	6298.35	0.002150	7.12	743.53	205.64	0.54
Reach-1	51623	50_year_Existing	6400.00	6291.50	6299.34	6297.03	6300.16	0.001743	7.69	1154.15	271.21	0.50
Reach-1	51623	100_year_Existin	9300.00	6291.50	6301.33	6298.37	6302.22	0.001435	8.21	1722.58	290.37	0.48
Reach-1	51623	500_year_Existin	18000.00	6291.50	6305.89	6301.34	6306.99	0.001138	9.56	3115.81	329.38	0.45
Reach-1	51147	2_year_Existing	100.00	6289.50	6290.23	6290.11	6290.38	0.008021	2.93	34.16	63.67	0.70
Reach-1	51147	5_year_Existing	360.00	6289.50	6291.02	6290.70	6291.26	0.005110	4.01	90.04	75.31	0.64
Reach-1	51147	10_year_Existing	920.00	6289.50	6292.08	6291.49	6292.52	0.004046	5.37	174.23	82.80	0.63
Reach-1	51147	25_year_Existing	4300.00	6289.50	6294.79	6294.50	6296.65	0.005932	11.06	429.30	109.43	0.88
Reach-1	51147	50_year_Existing	6400.00	6289.50	6295.88	6295.88	6298.53	0.006601	13.32	555.60	123.37	0.96
Reach-1	51147	100_year_Existin	9300.00	6289.50	6297.50	6297.50	6300.75	0.006008	14.89	773.19	144.27	0.95
Reach-1	51147	500_year_Existin	18000.00	6289.50	6301.53	6301.53	6305.71	0.004723	17.51	1502.26	255.45	0.90
Reach-1	50773	2_year_Existing	100.00	6287.50	6288.65	6288.11	6288.69	0.002789	1.66	60.32	64.90	0.30
Reach-1	50773	5_year_Existing	360.00	6287.50	6289.70	6288.72	6289.81	0.002920	2.68	135.51	79.87	0.35
Reach-1	50773	10_year_Existing	920.00	6287.50	6290.76	6289.57	6291.01	0.003728	4.10	268.18	154.31	0.42
Reach-1	50773	25_year_Existing	4300.00	6287.50	6293.67	6292.42	6294.30	0.004735	7.33	887.21	255.40	0.54
Reach-1	50773	50_year_Existing	6400.00	6287.50	6294.75	6293.38	6295.55	0.005070	8.49	1172.89	274.51	0.57
Reach-1	50773	100_year_Existin	9300.00	6287.50	6295.79	6294.44	6296.86	0.005859	10.03	1467.85	290.47	0.63
Reach-1	50773	500_year_Existin	18000.00	6287.50	6298.75	6296.74	6300.19	0.005721	12.24	2410.07	440.70	0.65
Reach-1	50369	2_year_Existing	100.00	6285.50	6286.24	6286.24	6286.56	0.015419	4.52	22.14	34.97	1.00
Reach-1	50369	5_year_Existing	360.00	6285.50	6287.09	6287.09	6287.72	0.012662	6.37	56.53	45.80	1.01

HEC-RAS Plan: LMC Existing River: Monument Creek Reach: Reach-1 (Continued)

Reach	River Sta	Profile	Q Total	Min Ch El	W.S. Elev	Crit W.S.	E.G. Elev	E.G. Slope	Vel Chnl	Flow Area	Top Width	Froude # Chl
			(cfs)	(ft)	(ft)	(ft)	(ft)	(ft/ft)	(ft/s)	(sq ft)	(ft)	
Reach-1	50389	10_year_Existing	920.00	6285.50	6288.42	6288.42	6289.09	0.006675	6.79	207.89	253.86	0.81
Reach-1	50389	25_year_Existing	4300.00	6285.50	6290.63	6290.63	6291.99	0.007380	11.29	823.24	303.63	0.95
Reach-1	50389	50_year_Existing	6400.00	6285.50	6291.62	6291.48	6293.20	0.007012	12.60	1132.13	319.94	0.96
Reach-1	50389	100_year_Existin	9300.00	6285.50	6293.29		6294.76	0.004918	12.65	1691.39	347.52	0.84
Reach-1	50389	500_year_Existin	18000.00	6285.50	6296.79		6298.44	0.003636	14.23	3036.05	409.71	0.77
Reach-1	49923	2_year_Existing	100.00	6281.50	6282.66	6282.23	6282.73	0.002414	2.25	45.19	54.24	0.42
Reach-1	49923	5_year_Existing	360.00	6281.50	6283.74	6282.94	6283.93	0.002091	3.55	112.32	69.11	0.45
Reach-1	49923	10_year_Existing	920.00	6281.50	6285.28	6283.95	6285.56	0.001615	4.58	314.52	184.15	0.43
Reach-1	49923	25_year_Existing	4300.00	6281.50	6289.81	6287.12	6290.22	0.001078	6.51	1458.92	289.15	0.41
Reach-1	49923	50_year_Existing	6400.00	6281.50	6291.20		6291.75	0.001228	7.73	1887.80	319.83	0.44
Reach-1	49923	100_year_Existin	9300.00	6281.50	6292.69		6293.43	0.001407	9.13	2373.12	330.32	0.49
Reach-1	49923	500_year_Existin	18000.00	6281.50	6295.95		6297.16	0.001777	12.22	3601.75	411.74	0.57
Reach-1	49443	2_year_Existing	100.00	6279.50	6280.39	6280.28	6280.67	0.009429	4.22	23.67	28.23	0.81
Reach-1	49443	5_year_Existing	360.00	6279.50	6281.47	6281.27	6282.10	0.008359	6.40	56.27	32.37	0.86
Reach-1	49443	10_year_Existing	920.00	6279.50	6282.75	6282.75	6283.97	0.008405	8.99	116.86	59.56	0.93
Reach-1	49443	25_year_Existing	4300.00	6279.50	6287.18	6287.18	6289.11	0.004891	12.73	620.03	230.41	0.83
Reach-1	49443	50_year_Existing	6400.00	6279.50	6288.68	6288.68	6290.61	0.004354	13.59	1038.35	301.43	0.81
Reach-1	49443	100_year_Existin	9300.00	6279.50	6289.90	6289.90	6292.15	0.004718	15.42	1411.69	310.34	0.86
Reach-1	49443	500_year_Existin	18000.00	6279.50	6292.50	6292.50	6295.59	0.005543	19.49	2239.97	324.40	0.97
Reach-1	49034	2_year_Existing	100.00	6277.50	6278.68	6278.22	6278.77	0.002618	2.52	39.71	39.85	0.44
Reach-1	49034	5_year_Existing	360.00	6277.50	6279.77	6279.05	6280.03	0.003100	4.08	88.29	48.58	0.53
Reach-1	49034	10_year_Existing	920.00	6277.50	6280.95	6280.21	6281.54	0.003786	6.18	164.31	89.29	0.64
Reach-1	49034	25_year_Existing	4300.00	6277.50	6283.93	6284.03	6285.80	0.005592	12.00	627.74	222.06	0.87
Reach-1	49034	50_year_Existing	6400.00	6277.50	6285.14	6285.23	6287.30	0.005501	13.48	915.10	249.06	0.89
Reach-1	49034	100_year_Existin	9300.00	6277.50	6288.51	6286.51	6288.97	0.005376	14.98	1267.47	264.15	0.91
Reach-1	49034	500_year_Existin	18000.00	6277.50	6288.77	6289.40	6292.90	0.007269	20.40	1890.06	296.86	1.10
Reach-1	48700	2_year_Existing	100.00	6275.50	6276.19	6276.19	6276.48	0.045413	4.33	23.08	40.55	1.01
Reach-1	48700	5_year_Existing	360.00	6275.50	6276.96	6276.96	6277.55	0.034792	6.17	59.18	57.24	1.00
Reach-1	48700	10_year_Existing	920.00	6275.50	6278.00	6278.00	6278.90	0.024602	7.83	134.86	82.76	0.93
Reach-1	48700	25_year_Existing	4300.00	6275.50	6282.19		6283.24	0.008777	9.52	711.07	207.01	0.66
Reach-1	48700	50_year_Existing	6400.00	6275.50	6283.75		6284.84	0.007542	10.20	1055.66	236.88	0.64
Reach-1	48700	100_year_Existin	9300.00	6275.50	6285.33		6286.54	0.007101	11.17	1466.50	281.76	0.64
Reach-1	48700	500_year_Existin	18000.00	6275.50	6288.21	6286.48	6289.97	0.008062	14.19	2335.23	313.17	0.71
Reach-1	48219	2_year_Existing	100.00	6271.50	6273.23	6272.16	6273.26	0.000437	1.33	74.94	50.77	0.19
Reach-1	48219	5_year_Existing	360.00	6271.50	6275.29	6272.89	6275.35	0.000306	1.88	197.93	75.46	0.18
Reach-1	48219	10_year_Existing	920.00	6271.50	6276.56	6273.94	6276.73	0.000642	3.40	312.04	104.41	0.28
Reach-1	48219	25_year_Existing	4300.00	6271.50	6278.00	6277.62	6279.96	0.005178	11.59	474.11	135.50	0.84
Reach-1	48219	50_year_Existing	6400.00	6271.50	6279.29		6281.71	0.005242	13.29	762.19	237.14	0.87
Reach-1	48219	100_year_Existin	9300.00	6271.50	6280.74		6283.52	0.005087	14.79	1129.67	267.46	0.88
Reach-1	48219	500_year_Existin	18000.00	6271.50	6285.33		6287.68	0.002999	15.05	2507.30	322.95	0.73
Reach-1	47725	2_year_Existing	570.00	6269.50	6272.28		6272.50	0.002031	3.82	149.33	65.94	0.45
Reach-1	47725	5_year_Existing	1600.00	6269.50	6274.22		6274.70	0.002034	5.58	300.67	106.93	0.49
Reach-1	47725	10_year_Existing	2500.00	6269.50	6275.30		6275.98	0.002121	6.69	445.83	159.24	0.52
Reach-1	47725	25_year_Existing	4600.00	6269.50	6276.86		6277.97	0.002563	8.80	735.49	197.62	0.60
Reach-1	47725	50_year_Existing	6800.00	6269.50	6278.00		6279.52	0.003038	10.62	962.72	208.14	0.67
Reach-1	47725	100_year_Existin	9700.00	6269.50	6279.11		6281.21	0.003639	12.71	1196.79	215.59	0.75
Reach-1	47725	500_year_Existin	19000.00	6269.50	6281.55	6281.55	6285.56	0.005377	18.15	1742.33	229.93	0.95
Reach-1	47276	2_year_Existing	570.00	6267.50	6269.73	6269.73	6270.66	0.010861	7.71	74.42	44.47	1.00
Reach-1	47276	5_year_Existing	1600.00	6267.50	6271.55	6271.55	6273.02	0.007498	10.10	204.70	81.50	0.93
Reach-1	47276	10_year_Existing	2500.00	6267.50	6272.82	6272.82	6274.40	0.005868	10.88	358.16	160.79	0.86
Reach-1	47276	25_year_Existing	4600.00	6267.50	6274.69	6274.69	6276.38	0.004802	12.20	778.54	284.95	0.82
Reach-1	47276	50_year_Existing	6800.00	6267.50	6275.83	6275.83	6277.76	0.004952	13.74	1117.14	304.97	0.86
Reach-1	47276	100_year_Existin	9700.00	6267.50	6276.96	6276.96	6279.24	0.005323	15.57	1472.69	324.68	0.91
Reach-1	47276	500_year_Existin	19000.00	6267.50	6279.83	6279.71	6282.75	0.006021	19.66	2399.78	357.95	1.01
Reach-1	46884	2_year_Existing	570.00	6264.93	6266.99	6266.55	6267.27	0.003762	4.41	141.25	98.13	0.59
Reach-1	46884	5_year_Existing	1600.00	6264.93	6268.78	6267.65	6269.20	0.002294	5.50	348.53	140.25	0.52
Reach-1	46884	10_year_Existing	2500.00	6264.93	6269.96	6268.42	6270.47	0.001925	6.11	532.68	170.86	0.50
Reach-1	46884	25_year_Existing	4600.00	6264.93	6272.03	6269.84	6272.71	0.001646	7.20	906.45	188.22	0.49
Reach-1	46884	50_year_Existing	6800.00	6264.93	6273.53	6271.00	6274.41	0.001696	8.35	1196.85	199.55	0.51
Reach-1	46884	100_year_Existin	9700.00	6264.93	6275.04	6272.26	6276.21	0.001843	9.73	1508.86	216.14	0.55
Reach-1	46884	500_year_Existin	19000.00	6264.93	6279.13	6275.49	6280.92	0.001908	12.49	2475.24	252.20	0.59
Reach-1	46408	2_year_Existing	570.00	6261.50	6264.10	6263.79	6264.84	0.006982	6.90	83.69	49.51	0.82
Reach-1	46408	5_year_Existing	1600.00	6261.50	6265.89	6265.80	6267.36	0.006688	10.03	206.69	87.47	0.88
Reach-1	46408	10_year_Existing	2500.00	6261.50	6267.04	6267.04	6268.83	0.006199	11.42	321.93	112.42	0.89
Reach-1	46408	25_year_Existing	4600.00	6261.50	6269.07	6269.07	6271.25	0.005431	13.33	607.86	184.22	0.88
Reach-1	46408	50_year_Existing	6800.00	6261.50	6270.65	6270.65	6272.99	0.004926	14.50	944.58	230.00	0.86
Reach-1	46408	100_year_Existin	9700.00	6261.50	6272.23	6272.23	6274.75	0.004677	15.78	1357.14	374.75	0.86
Reach-1	46408	500_year_Existin	19000.00	6261.50	6278.69		6279.90	0.001851	12.95	3918.43	413.67	0.56
Reach-1	45913	2_year_Existing	570.00	6259.50	6262.16	6261.38	6262.46	0.003157	4.54	125.74	61.46	0.55
Reach-1	45913	5_year_Existing	1600.00	6259.50	6263.45		6264.38	0.004915	7.75	223.18	89.19	0.74
Reach-1	45913	10_year_Existing	2500.00	6259.50	6264.35	6263.93	6265.65	0.005212	9.34	319.16	127.93	0.80

HEC-RAS Plan: LMC Existing River: Monument Creek Reach: Reach-1 (Continued)

Reach	River Sta	Profile	Q Total	Min Ch El	W.S. Elev	Crit W.S.	E.G. Elev	E.G. Slope	Vel Chnl	Flow Area	Top Width	Froude # Chl
			(cfs)	(ft)	(ft)	(ft)	(ft)	(ft/ft)	(ft/s)	(sq ft)	(ft)	
Reach-1	45913	25_year_Existing	4600.00	6259.50	6267.41	6265.74	6268.34	0.002101	8.51	968.44	363.86	0.55
Reach-1	45913	50_year_Existing	6800.00	6259.50	6270.08	6267.50	6270.65	0.001070	7.46	1978.48	393.15	0.42
Reach-1	45913	100_year_Existin	9700.00	6259.50	6272.72	6268.71	6273.20	0.000730	7.22	3057.08	422.76	0.38
Reach-1	45913	500_year_Existin	19000.00	6259.50	6278.92		6279.28	0.000414	7.09	7006.00	672.85	0.29
Reach-1	45465	2_year_Existing	570.00	6257.50	6259.28	6259.28	6260.01	0.011320	6.88	82.85	54.94	0.99
Reach-1	45465	5_year_Existing	1600.00	6257.50	6261.73	6260.77	6262.48	0.003482	6.96	237.72	82.97	0.63
Reach-1	45465	10_year_Existing	2500.00	6257.50	6263.46	6261.81	6264.10	0.001965	6.74	549.27	246.25	0.51
Reach-1	45465	25_year_Existing	4600.00	6257.50	6267.43	6263.97	6267.71	0.000561	5.17	1702.45	305.68	0.30
Reach-1	45465	50_year_Existing	6800.00	6257.50	6270.00	6265.04	6270.26	0.000426	5.29	2548.88	361.51	0.27
Reach-1	45465	100_year_Existin	9700.00	6257.50	6272.64	6266.12	6272.91	0.000366	5.60	3506.46	612.81	0.26
Reach-1	45465	500_year_Existin	19000.00	6257.50	6278.76	6268.72	6279.12	0.000329	6.70	5749.56	665.71	0.26
Reach-1	45304	2_year_Existing	570.00	6254.08	6259.15	6258.13	6259.20	0.000226	1.81	314.94	80.05	0.18
Reach-1	45304	5_year_Existing	1600.00	6254.08	6261.94	6257.46	6262.06	0.000282	2.85	660.42	162.21	0.19
Reach-1	45304	10_year_Existing	2500.00	6254.08	6263.60	6258.33	6263.76	0.000296	3.39	941.60	176.08	0.21
Reach-1	45304	25_year_Existing	4600.00	6254.08	6267.41	6259.96	6267.81	0.000235	3.88	1674.33	210.56	0.20
Reach-1	45304	50_year_Existing	6800.00	6254.08	6269.95	6261.65	6270.21	0.000245	4.50	2225.46	244.99	0.21
Reach-1	45304	100_year_Existin	9700.00	6254.08	6272.51	6263.14	6272.85	0.000267	5.23	2792.98	286.16	0.22
Reach-1	45304	500_year_Existin	19000.00	6254.08	6278.43	6266.60	6279.00	0.000329	7.07	4179.86	344.22	0.26
Reach-1	45221		Bridge									
Reach-1	45089	2_year_Existing	570.00	6252.33	6257.31	6254.38	6257.36	0.000433	1.85	307.56	79.92	0.17
Reach-1	45089	5_year_Existing	1600.00	6252.33	6260.05	6255.73	6260.19	0.000554	2.95	638.87	161.12	0.20
Reach-1	45089	10_year_Existing	2500.00	6252.33	6261.68	6256.58	6261.87	0.000602	3.57	912.23	174.68	0.22
Reach-1	45089	25_year_Existing	4600.00	6252.33	6265.47	6258.20	6265.71	0.000502	4.21	1633.48	207.92	0.21
Reach-1	45089	50_year_Existing	6800.00	6252.33	6267.95	6259.72	6268.28	0.000542	4.96	2170.90	241.59	0.23
Reach-1	45089	100_year_Existin	9700.00	6252.33	6270.45	6261.34	6270.89	0.000610	5.86	2721.32	262.18	0.25
Reach-1	45089	500_year_Existin	19000.00	6252.33	6276.19	6265.10	6277.00	0.000792	8.11	4066.71	337.25	0.30
Reach-1	45072	2_year_Existing	570.00	6251.14	6257.14	6254.41	6257.31	0.000855	3.40	204.33	75.98	0.28
Reach-1	45072	5_year_Existing	1600.00	6251.14	6259.72	6256.66	6260.10	0.001183	5.37	449.25	144.46	0.35
Reach-1	45072	10_year_Existing	2500.00	6251.14	6261.36	6258.26	6261.78	0.001146	6.05	750.63	175.85	0.38
Reach-1	45072	25_year_Existing	4600.00	6251.14	6265.29	6260.57	6265.66	0.000732	6.17	1467.44	188.38	0.30
Reach-1	45072	50_year_Existing	6800.00	6251.14	6267.80	6261.96	6268.24	0.000736	6.97	1948.80	196.34	0.31
Reach-1	45072	100_year_Existin	9700.00	6251.14	6270.30	6263.42	6270.85	0.000788	7.97	2451.09	204.31	0.33
Reach-1	45072	500_year_Existin	19000.00	6251.14	6276.08	6266.86	6276.96	0.000950	10.55	3694.15	227.52	0.38
Reach-1	45033		Bridge									
Reach-1	44979	2_year_Existing	570.00	6252.01	6258.43	6255.26	6256.87	0.007403	5.33	111.47	41.32	0.53
Reach-1	44979	5_year_Existing	1600.00	6252.01	6258.84	6257.48	6259.76	0.007660	7.95	247.31	93.61	0.60
Reach-1	44979	10_year_Existing	2500.00	6252.01	6260.24	6259.17	6261.33	0.007327	9.04	406.88	116.51	0.61
Reach-1	44979	25_year_Existing	4600.00	6252.01	6262.69	6261.35	6263.87	0.006217	10.19	782.25	165.29	0.59
Reach-1	44979	50_year_Existing	6800.00	6252.01	6264.59	6262.86	6265.86	0.005750	11.09	1105.65	174.72	0.58
Reach-1	44979	100_year_Existin	9700.00	6252.01	6266.95	6264.29	6268.24	0.004939	11.67	1530.88	185.81	0.56
Reach-1	44979	500_year_Existin	19000.00	6252.01	6272.75	6267.71	6274.25	0.004018	13.34	2687.56	212.28	0.53
Reach-1	44745	2_year_Existing	570.00	6251.50	6255.11		6255.48	0.004651	4.85	117.60	43.36	0.51
Reach-1	44745	5_year_Existing	1600.00	6251.50	6257.94		6258.50	0.003100	6.18	325.47	108.15	0.47
Reach-1	44745	10_year_Existing	2500.00	6251.50	6259.40		6260.09	0.002964	7.09	495.55	123.47	0.48
Reach-1	44745	25_year_Existing	4600.00	6251.50	6261.80		6262.78	0.003037	8.78	812.58	137.92	0.51
Reach-1	44745	50_year_Existing	6800.00	6251.50	6263.52		6264.83	0.003378	10.38	1056.30	145.36	0.55
Reach-1	44745	100_year_Existin	9700.00	6251.50	6265.45		6267.14	0.003634	12.00	1345.17	153.72	0.59
Reach-1	44745	500_year_Existin	19000.00	6251.50	6270.34		6272.97	0.003984	15.57	2148.53	175.09	0.65
Reach-1	44634	2_year_Existing	570.00	6249.16	6255.10	6252.05	6255.22	0.000554	2.88	269.01	124.82	0.23
Reach-1	44634	5_year_Existing	1600.00	6249.16	6258.02	6254.32	6258.18	0.000527	3.80	705.51	179.12	0.24
Reach-1	44634	10_year_Existing	2500.00	6249.16	6259.52	6255.71	6259.72	0.000571	4.43	987.63	191.31	0.25
Reach-1	44634	25_year_Existing	4600.00	6249.16	6262.01	6257.27	6262.30	0.000663	5.56	1476.35	201.43	0.28
Reach-1	44634	50_year_Existing	6800.00	6249.16	6263.83	6258.59	6264.21	0.000775	6.63	1848.73	208.81	0.31
Reach-1	44634	100_year_Existin	9700.00	6249.16	6265.87	6259.85	6266.37	0.000867	7.69	2284.13	217.12	0.34
Reach-1	44634	500_year_Existin	19000.00	6249.16	6271.07	6262.93	6271.85	0.001008	10.02	3466.24	238.05	0.39
Reach-1	44575		Bridge									
Reach-1	44506	2_year_Existing	570.00	6250.58	6253.46	6253.46	6254.52	0.014339	8.28	68.82	32.06	1.00
Reach-1	44506	5_year_Existing	1600.00	6250.58	6255.71	6255.71	6257.39	0.009501	10.60	191.95	82.42	0.91
Reach-1	44506	10_year_Existing	2500.00	6250.58	6257.20	6257.20	6258.93	0.007188	11.24	361.10	139.58	0.83
Reach-1	44506	25_year_Existing	4600.00	6250.58	6259.17	6259.17	6261.37	0.006911	13.45	658.51	171.97	0.85
Reach-1	44506	50_year_Existing	6800.00	6250.58	6260.73	6260.73	6263.18	0.006641	14.90	949.65	196.07	0.86
Reach-1	44506	100_year_Existin	9700.00	6250.58	6262.24	6262.24	6265.07	0.006799	16.67	1255.98	210.51	0.89
Reach-1	44506	500_year_Existin	19000.00	6250.58	6267.92	6265.65	6270.29	0.003877	16.69	2533.62	236.81	0.73
Reach-1	44300	2_year_Existing	570.00	6249.51	6252.46	6251.37	6252.73	0.003012	4.19	136.04	55.53	0.47
Reach-1	44300	5_year_Existing	1600.00	6249.51	6254.49	6253.00	6255.08	0.003209	6.16	273.74	99.49	0.53
Reach-1	44300	10_year_Existing	2500.00	6249.51	6255.64	6254.05	6256.43	0.003231	7.26	419.51	153.05	0.55
Reach-1	44300	25_year_Existing	4600.00	6249.51	6257.92	6256.24	6258.81	0.002583	8.23	813.60	180.87	0.53
Reach-1	44300	50_year_Existing	6800.00	6249.51	6259.93	6257.54	6260.88	0.002151	8.79	1187.90	191.00	0.50
Reach-1	44300	100_year_Existin	9700.00	6249.51	6262.23	6258.84	6263.24	0.001845	9.38	1639.82	202.77	0.48

HEC-RAS Plan: LMC Existing River: Monument Creek Reach: Reach-1 (Continued)

Reach	River Sta	Profile	Q Total	Min Ch El	W.S. Elev	Crit W.S.	E.G. Elev	E.G. Slope	Vel Chnl	Flow Area	Top Width	Froude # Chl
			(cfs)	(ft)	(ft)	(ft)	(ft)	(ft/ft)	(ft/s)	(sq ft)	(ft)	
Reach-1	44300	500_year_Existin	19000.00	6249.51	6268.01		6269.27	0.001480	10.94	2898.77	232.90	0.46
Reach-1	43929	2_year_Existing	570.00	6247.50	6249.64	6249.64	6250.53	0.014978	7.61	75.53	43.26	1.00
Reach-1	43929	5_year_Existing	1600.00	6247.50	6251.47	6251.47	6253.00	0.010639	10.03	185.22	85.31	0.95
Reach-1	43929	10_year_Existing	2500.00	6247.50	6252.65	6252.65	6254.45	0.008964	11.17	299.45	101.89	0.91
Reach-1	43929	25_year_Existing	4600.00	6247.50	6254.51	6254.51	6257.05	0.008616	13.69	495.74	109.25	0.94
Reach-1	43929	50_year_Existing	6800.00	6247.50	6256.11	6256.11	6259.25	0.008295	15.54	675.84	116.25	0.96
Reach-1	43929	100_year_Existin	9700.00	6247.50	6257.89	6257.89	6261.71	0.008028	17.45	893.16	129.09	0.98
Reach-1	43929	500_year_Existin	19000.00	6247.50	6262.37	6262.37	6267.80	0.007486	21.61	1549.76	154.92	1.00
Reach-1	43478	2_year_Existing	570.00	6239.50	6240.93	6241.12	6241.89	0.025354	7.90	73.76	61.62	1.24
Reach-1	43478	5_year_Existing	1600.00	6239.50	6241.71	6242.54	6244.54	0.039589	13.59	123.52	86.15	1.68
Reach-1	43478	10_year_Existing	2500.00	6239.50	6242.23	6243.53	6246.51	0.044279	16.76	159.31	69.22	1.84
Reach-1	43478	25_year_Existing	4600.00	6239.50	6243.52	6245.40	6249.61	0.037291	20.17	253.54	77.32	1.81
Reach-1	43478	50_year_Existing	6800.00	6239.50	6244.67	6246.96	6252.18	0.033066	22.59	346.62	85.10	1.78
Reach-1	43478	100_year_Existin	9700.00	6239.50	6252.75	6248.80	6254.29	0.002107	10.82	1244.67	132.36	0.53
Reach-1	43478	500_year_Existin	19000.00	6239.50	6256.70	6253.22	6259.70	0.003029	15.47	1800.89	149.70	0.66
Reach-1	43365	2_year_Existing	570.00	6234.11	6239.04	6237.73	6239.41	0.003595	4.89	116.45	41.54	0.52
Reach-1	43365	5_year_Existing	1600.00	6234.11	6241.11	6239.92	6241.98	0.004599	7.54	224.28	62.61	0.63
Reach-1	43365	10_year_Existing	2500.00	6234.11	6242.60	6241.17	6243.71	0.004179	8.62	329.14	77.40	0.62
Reach-1	43365	25_year_Existing	4600.00	6234.11	6245.09	6243.43	6246.69	0.003920	10.56	542.54	93.50	0.64
Reach-1	43365	50_year_Existing	6800.00	6234.11	6247.12	6245.22	6249.13	0.003844	12.08	745.49	106.57	0.66
Reach-1	43365	100_year_Existin	9700.00	6234.11	6252.67	6247.18	6253.98	0.001534	10.13	1420.98	131.04	0.45
Reach-1	43365	500_year_Existin	19000.00	6234.11	6256.53	6252.15	6259.24	0.002537	15.05	1950.93	148.10	0.60
Reach-1	43358		Bridge									
Reach-1	43352	2_year_Existing	570.00	6234.11	6238.97	6237.73	6239.36	0.003814	5.01	113.74	40.93	0.53
Reach-1	43352	5_year_Existing	1600.00	6234.11	6241.00	6239.92	6241.92	0.004989	7.74	217.32	61.65	0.65
Reach-1	43352	10_year_Existing	2500.00	6234.11	6242.49	6241.17	6243.66	0.004449	8.80	321.27	76.74	0.64
Reach-1	43352	25_year_Existing	4600.00	6234.11	6245.00	6243.43	6246.64	0.004091	10.70	533.54	92.87	0.65
Reach-1	43352	50_year_Existing	6800.00	6234.11	6247.02	6245.22	6249.08	0.003986	12.22	734.75	105.92	0.67
Reach-1	43352	100_year_Existin	9700.00	6234.11	6252.37	6247.19	6253.73	0.001650	10.38	1382.28	130.51	0.46
Reach-1	43352	500_year_Existin	19000.00	6234.11	6254.71	6252.15	6258.25	0.003690	17.02	1692.00	135.89	0.71
Reach-1	43346	2_year_Existing	570.00	6234.11	6238.94	6237.73	6239.34	0.003926	5.07	112.42	40.63	0.54
Reach-1	43346	5_year_Existing	1600.00	6234.11	6240.94	6239.92	6241.89	0.005227	7.86	213.46	60.99	0.66
Reach-1	43346	10_year_Existing	2500.00	6234.11	6242.44	6241.17	6243.63	0.004613	8.90	316.82	76.37	0.65
Reach-1	43346	25_year_Existing	4600.00	6234.11	6244.94	6243.43	6246.61	0.004190	10.79	528.51	92.52	0.66
Reach-1	43346	50_year_Existing	6800.00	6234.11	6246.97	6245.22	6249.06	0.004066	12.30	728.97	105.57	0.68
Reach-1	43346	100_year_Existin	9700.00	6234.11	6252.37	6247.08	6253.72	0.001635	10.33	1413.03	144.34	0.46
Reach-1	43346	500_year_Existin	19000.00	6234.11	6254.76	6252.27	6258.17	0.003572	16.78	1761.35	153.10	0.70
Reach-1	43341		Bridge									
Reach-1	43336	2_year_Existing	570.00	6234.11	6238.86	6237.73	6239.30	0.004140	5.18	110.06	40.08	0.55
Reach-1	43336	5_year_Existing	1600.00	6234.11	6240.83	6239.92	6241.83	0.005664	8.07	207.00	59.88	0.69
Reach-1	43336	10_year_Existing	2500.00	6234.11	6242.35	6241.17	6243.58	0.004886	9.06	309.88	75.78	0.67
Reach-1	43336	25_year_Existing	4600.00	6234.11	6244.86	6243.43	6246.57	0.004348	10.92	520.90	91.99	0.67
Reach-1	43336	50_year_Existing	6800.00	6234.11	6246.89	6245.22	6249.02	0.004188	12.41	720.38	105.04	0.68
Reach-1	43336	100_year_Existin	9700.00	6234.11	6252.32	6247.19	6253.68	0.001666	10.40	1393.20	140.33	0.46
Reach-1	43336	500_year_Existin	19000.00	6234.11	6253.95	6252.19	6257.88	0.004316	17.89	1624.08	147.52	0.76
Reach-1	43329	2_year_Existing	570.00	6234.11	6238.84	6237.73	6239.27	0.004315	5.27	108.25	39.66	0.56
Reach-1	43329	5_year_Existing	1600.00	6234.11	6240.72	6239.92	6241.78	0.006159	8.29	200.51	58.74	0.72
Reach-1	43329	10_year_Existing	2500.00	6234.11	6242.25	6241.17	6243.54	0.005170	9.22	303.07	74.84	0.69
Reach-1	43329	25_year_Existing	4600.00	6234.11	6244.78	6243.43	6246.53	0.004514	11.05	513.28	91.46	0.68
Reach-1	43329	50_year_Existing	6800.00	6234.11	6246.80	6245.22	6248.98	0.004317	12.54	711.74	104.51	0.69
Reach-1	43329	100_year_Existin	9700.00	6234.11	6252.29	6247.14	6253.67	0.001675	10.42	1387.82	139.29	0.46
Reach-1	43329	500_year_Existin	19000.00	6234.11	6252.92	6252.21	6257.63	0.005498	19.39	1474.60	141.91	0.85
Reach-1	43324		Bridge									
Reach-1	43317	2_year_Existing	570.00	6234.11	6238.75	6237.73	6239.21	0.004664	5.43	104.91	38.87	0.58
Reach-1	43317	5_year_Existing	1600.00	6234.11	6240.18	6239.92	6241.59	0.009603	9.56	170.28	53.09	0.88
Reach-1	43317	10_year_Existing	2500.00	6234.11	6241.17	6241.17	6243.24	0.010723	11.61	228.35	63.49	0.96
Reach-1	43317	25_year_Existing	4600.00	6234.11	6243.43	6243.43	6246.18	0.008763	13.64	396.21	82.80	0.92
Reach-1	43317	50_year_Existing	6800.00	6234.11	6245.22	6245.22	6248.57	0.008115	15.34	554.24	94.30	0.93
Reach-1	43317	100_year_Existin	9700.00	6234.11	6247.19	6247.19	6251.21	0.007640	17.10	752.53	107.00	0.93
Reach-1	43317	500_year_Existin	19000.00	6234.11	6252.19	6252.19	6257.53	0.006580	20.57	1376.76	140.04	0.92
Reach-1	43203	2_year_Existing	570.00	6235.76	6237.49	6237.49	6238.23	0.016097	6.88	82.91	57.43	1.01
Reach-1	43203	5_year_Existing	1600.00	6235.76	6238.93	6238.93	6240.34	0.012826	9.55	171.31	65.01	1.00
Reach-1	43203	10_year_Existing	2500.00	6235.76	6239.65	6239.92	6241.61	0.014367	11.85	219.55	68.57	1.10
Reach-1	43203	25_year_Existing	4600.00	6235.76	6241.13	6241.85	6244.66	0.015010	15.24	326.14	76.64	1.19
Reach-1	43203	50_year_Existing	6800.00	6235.76	6242.53	6243.55	6247.03	0.014065	17.35	441.64	89.15	1.20
Reach-1	43203	100_year_Existin	9700.00	6235.76	6244.10	6245.44	6249.63	0.013198	19.44	595.05	104.86	1.21
Reach-1	43203	500_year_Existin	19000.00	6235.76	6248.13	6250.03	6255.85	0.011353	23.67	1076.29	131.56	1.20
Reach-1	42476	2_year_Existing	1100.00	6230.22	6233.75	6232.78	6233.97	0.003799	3.85	286.03	160.06	0.51

HEC-RAS Plan: LMC Existing River: Monument Creek Reach: Reach-1 (Continued)

Reach	River Sta	Profile	Q Total	Min Ch El	W.S. Elev	Crit W.S.	E.G. Elev	E.G. Slope	Vel Chnl	Flow Area	Top Width	Froude # Chl
			(cfs)	(ft)	(ft)	(ft)	(ft)	(ft/ft)	(ft/s)	(sq ft)	(ft)	
Reach-1	42476	5_year_Existing	3400.00	6230.22	6235.81	6234.40	6236.21	0.002699	5.11	676.55	210.12	0.48
Reach-1	42476	10_year_Existing	5300.00	6230.22	6237.06	6235.17	6237.58	0.002341	5.83	955.70	232.11	0.47
Reach-1	42476	25_year_Existing	9900.00	6230.22	6239.16	6236.73	6239.99	0.002334	7.41	1465.12	251.69	0.50
Reach-1	42476	50_year_Existing	12000.00	6230.22	6239.94	6237.33	6240.90	0.002364	8.01	1863.85	258.02	0.51
Reach-1	42476	100_year_Existin	15000.00	6230.22	6240.89	6238.11	6242.05	0.002463	8.84	1912.17	265.73	0.53
Reach-1	42476	500_year_Existin	22000.00	6230.22	6243.16	6239.72	6244.64	0.002342	10.07	2536.74	284.19	0.54
Reach-1	42205	2_year_Existing	1100.00	6229.50	6232.34		6232.72	0.005571	4.96	225.37	124.80	0.62
Reach-1	42205	5_year_Existing	3400.00	6229.50	6233.76		6234.94	0.008498	8.72	417.47	143.46	0.83
Reach-1	42205	10_year_Existing	5300.00	6229.50	6234.59	6234.59	6236.32	0.009822	10.78	569.69	217.16	0.92
Reach-1	42205	25_year_Existing	9900.00	6229.50	6236.50	6236.50	6238.76	0.008396	12.78	1040.08	264.60	0.91
Reach-1	42205	50_year_Existing	12000.00	6229.50	6237.19	6237.19	6239.66	0.008185	13.55	1224.15	270.50	0.91
Reach-1	42205	100_year_Existin	15000.00	6229.50	6238.33		6240.86	0.007044	13.93	1538.10	279.95	0.87
Reach-1	42205	500_year_Existin	22000.00	6229.50	6241.66		6243.77	0.003952	13.17	2508.01	300.16	0.69
Reach-1	41965	2_year_Existing	1100.00	6229.00	6230.92	6230.54	6231.24	0.006762	4.49	244.94	167.48	0.65
Reach-1	41965	5_year_Existing	3400.00	6229.00	6232.50	6231.61	6233.15	0.005616	6.49	554.16	265.59	0.67
Reach-1	41965	10_year_Existing	5300.00	6229.00	6233.59	6232.68	6234.35	0.004415	7.11	856.07	285.73	0.63
Reach-1	41965	25_year_Existing	9900.00	6229.00	6236.17	6234.17	6236.97	0.002577	7.56	1861.58	337.52	0.52
Reach-1	41965	50_year_Existing	12000.00	6229.00	6237.28	6234.72	6238.08	0.002136	7.64	2047.77	356.26	0.48
Reach-1	41965	100_year_Existin	15000.00	6229.00	6238.79		6239.59	0.001723	7.73	2602.80	372.35	0.45
Reach-1	41965	500_year_Existin	22000.00	6229.00	6242.09		6242.90	0.001205	7.93	3866.78	393.63	0.39
Reach-1	41499	2_year_Existing	1100.00	6223.50	6225.81	6225.81	6226.75	0.014256	7.76	141.46	73.68	0.99
Reach-1	41499	5_year_Existing	3400.00	6223.50	6228.25	6228.00	6229.72	0.009453	9.76	348.77	96.38	0.90
Reach-1	41499	10_year_Existing	5300.00	6223.50	6229.59	6229.21	6231.50	0.008200	11.11	485.11	107.93	0.88
Reach-1	41499	25_year_Existing	9900.00	6223.50	6232.10	6231.66	6234.90	0.007072	13.55	788.76	142.19	0.87
Reach-1	41499	50_year_Existing	12000.00	6223.50	6233.07	6232.61	6236.21	0.006809	14.41	916.80	153.83	0.87
Reach-1	41499	100_year_Existin	15000.00	6223.50	6234.41	6233.85	6237.93	0.006362	15.36	1098.17	166.94	0.86
Reach-1	41499	500_year_Existin	22000.00	6223.50	6237.22	6236.26	6241.50	0.005637	17.10	1493.33	180.05	0.85
Reach-1	41023	2_year_Existing	1100.00	6219.50	6223.09	6221.74	6223.47	0.003666	4.94	233.45	92.04	0.47
Reach-1	41023	5_year_Existing	3400.00	6219.50	6225.62		6226.53	0.004558	7.89	522.84	122.27	0.58
Reach-1	41023	10_year_Existing	5300.00	6219.50	6227.01		6228.29	0.005031	9.66	696.15	127.17	0.63
Reach-1	41023	25_year_Existing	9900.00	6219.50	6229.22		6231.50	0.006560	13.16	985.33	134.43	0.75
Reach-1	41023	50_year_Existing	12000.00	6219.50	6229.89		6232.72	0.007482	14.71	1078.35	136.53	0.81
Reach-1	41023	100_year_Existin	15000.00	6219.50	6230.63		6234.33	0.009020	16.92	1178.13	138.83	0.90
Reach-1	41023	500_year_Existin	22000.00	6219.50	6232.67	6232.67	6237.86	0.010308	20.27	1467.64	145.49	0.99
Reach-1	40541	2_year_Existing	1100.00	6217.50	6219.67	6219.67	6220.60	0.010888	6.86	160.35	82.78	0.87
Reach-1	40541	5_year_Existing	3400.00	6217.50	6221.86	6221.70	6223.41	0.009488	9.98	364.09	125.60	0.90
Reach-1	40541	10_year_Existing	5300.00	6217.50	6223.03	6222.97	6225.05	0.008988	11.60	522.96	153.81	0.92
Reach-1	40541	25_year_Existing	9900.00	6217.50	6225.29	6225.29	6228.01	0.007826	13.92	944.59	220.15	0.91
Reach-1	40541	50_year_Existing	12000.00	6217.50	6226.10		6229.07	0.007600	14.73	1130.51	237.00	0.92
Reach-1	40541	100_year_Existin	15000.00	6217.50	6227.31		6230.39	0.006806	15.31	1423.75	247.24	0.89
Reach-1	40541	500_year_Existin	22000.00	6217.50	6230.29	6229.19	6233.24	0.004825	15.54	2187.60	283.48	0.78
Reach-1	40042	2_year_Existing	1100.00	6213.50	6217.10		6217.43	0.003905	4.60	239.05	104.78	0.53
Reach-1	40042	5_year_Existing	3400.00	6213.50	6219.06		6219.94	0.004814	7.57	459.28	121.55	0.65
Reach-1	40042	10_year_Existing	5300.00	6213.50	6220.17		6221.48	0.005230	9.24	599.96	134.90	0.71
Reach-1	40042	25_year_Existing	9900.00	6213.50	6222.19	6221.35	6224.42	0.005904	12.19	902.53	157.71	0.80
Reach-1	40042	50_year_Existing	12000.00	6213.50	6222.95	6222.23	6225.57	0.006121	13.26	1023.76	161.84	0.82
Reach-1	40042	100_year_Existin	15000.00	6213.50	6223.89	6223.31	6227.07	0.006477	14.68	1178.04	166.95	0.86
Reach-1	40042	500_year_Existin	22000.00	6213.50	6225.72	6225.54	6230.18	0.007213	17.53	1492.07	175.49	0.94
Reach-1	39613	2_year_Existing	1100.00	6211.50	6213.61	6213.61	6214.39	0.015927	7.07	155.63	102.42	1.01
Reach-1	39613	5_year_Existing	3400.00	6211.50	6215.29	6215.29	6216.75	0.012469	9.68	352.93	123.94	1.00
Reach-1	39613	10_year_Existing	5300.00	6211.50	6216.29	6216.29	6218.24	0.011303	11.21	476.93	128.05	1.00
Reach-1	39613	25_year_Existing	9900.00	6211.50	6218.33	6218.33	6221.18	0.009586	13.64	746.79	137.29	0.98
Reach-1	39613	50_year_Existing	12000.00	6211.50	6219.13	6219.13	6222.34	0.009135	14.48	860.85	141.62	0.98
Reach-1	39613	100_year_Existin	15000.00	6211.50	6220.22	6220.22	6223.85	0.008537	15.47	1018.21	147.55	0.97
Reach-1	39613	500_year_Existin	22000.00	6211.50	6222.43	6222.43	6226.96	0.007767	17.40	1358.45	161.51	0.97
Reach-1	39153	2_year_Existing	1100.00	6207.50	6209.81	6209.31	6210.07	0.004027	4.11	268.53	185.85	0.59
Reach-1	39153	5_year_Existing	3400.00	6207.50	6210.81	6210.56	6211.88	0.006961	7.54	467.19	207.06	0.84
Reach-1	39153	10_year_Existing	5300.00	6207.50	6211.86	6211.32	6212.88	0.005081	8.16	691.75	219.56	0.77
Reach-1	39153	25_year_Existing	9900.00	6207.50	6214.81	6212.82	6215.78	0.002209	8.07	1383.69	244.14	0.56
Reach-1	39153	50_year_Existing	12000.00	6207.50	6216.06	6213.42	6217.05	0.001753	8.10	1698.35	251.19	0.51
Reach-1	39153	100_year_Existin	15000.00	6207.50	6217.80	6214.22	6218.78	0.001378	8.21	2135.61	259.39	0.47
Reach-1	39153	500_year_Existin	22000.00	6207.50	6223.10	6215.81	6223.91	0.000637	7.51	3577.29	284.71	0.34
Reach-1	38772	2_year_Existing	1100.00	6205.50	6206.90	6206.90	6207.51	0.012757	6.27	175.54	147.55	1.01
Reach-1	38772	5_year_Existing	3400.00	6205.50	6209.21		6209.85	0.003286	6.45	534.29	162.27	0.61
Reach-1	38772	10_year_Existing	5300.00	6205.50	6210.91		6211.60	0.002072	6.70	818.01	171.29	0.52
Reach-1	38772	25_year_Existing	9900.00	6205.50	6214.25		6215.11	0.001328	7.48	1418.84	188.14	0.45
Reach-1	38772	50_year_Existing	12000.00	6205.50	6215.57		6216.49	0.001195	7.82	1670.40	194.76	0.44
Reach-1	38772	100_year_Existin	15000.00	6205.50	6217.28		6218.31	0.001077	8.26	2012.09	203.41	0.43
Reach-1	38772	500_year_Existin	22000.00	6205.50	6222.69		6223.65	0.000615	8.07	3187.90	236.08	0.35
Reach-1	38635	2_year_Existing	1100.00	6202.99	6206.22	6205.27	6206.57	0.002712	4.74	232.27	94.77	0.53
Reach-1	38635	5_year_Existing	3400.00	6202.99	6208.50	6207.25	6209.36	0.002931	7.50	477.91	116.76	0.61

HEC-RAS Plan: LMC Existing River: Monument Creek Reach: Reach-1 (Continued)

Reach	River Sta	Profile	Q Total	Min Ch El	W.S. Elev	Crit W.S.	E.G. Elev	E.G. Slope	Vel Chnl	Flow Area	Top Width	Froude # Chl
			(cfs)	(ft)	(ft)	(ft)	(ft)	(ft/ft)	(ft/s)	(sq ft)	(ft)	
Reach-1	38635	10_year_Existing	5300.00	6202.99	6209.92	6208.41	6211.12	0.002689	8.88	649.33	124.44	0.63
Reach-1	38635	25_year_Existing	9900.00	6202.99	6212.68	6210.74	6214.55	0.002800	11.19	1013.59	139.36	0.66
Reach-1	38635	50_year_Existing	12000.00	6202.99	6213.76	6211.67	6215.89	0.002766	12.01	1167.11	145.18	0.67
Reach-1	38635	100_year_Existin	15000.00	6202.99	6215.16	6212.85	6217.65	0.002735	13.04	1375.87	152.75	0.68
Reach-1	38635	500_year_Existin	22000.00	6202.99	6221.27	6215.38	6223.23	0.001276	11.86	2454.39	218.68	0.50
Reach-1	38596	Bridge										
Reach-1	38554	2_year_Existing	1100.00	6202.32	6204.69	6204.60	6205.47	0.009265	7.07	155.50	85.58	0.92
Reach-1	38554	5_year_Existing	3400.00	6202.32	6206.57	6206.57	6208.22	0.008401	10.32	335.99	107.93	0.98
Reach-1	38554	10_year_Existing	5300.00	6202.32	6207.77	6207.77	6209.94	0.007495	11.88	470.47	116.42	0.97
Reach-1	38554	25_year_Existing	9900.00	6202.32	6210.07	6210.07	6213.31	0.006643	14.63	752.62	128.84	0.98
Reach-1	38554	50_year_Existing	12000.00	6202.32	6211.02	6211.02	6214.64	0.006284	15.50	877.94	134.00	0.97
Reach-1	38554	100_year_Existin	15000.00	6202.32	6212.21	6212.21	6216.40	0.006064	16.72	1041.28	140.43	0.98
Reach-1	38554	500_year_Existin	22000.00	6202.32	6214.76	6214.76	6220.03	0.005557	18.88	1417.27	154.21	0.97
Reach-1	38374	2_year_Existing	1100.00	6201.13	6203.64		6204.11	0.005080	5.55	198.17	100.16	0.70
Reach-1	38374	5_year_Existing	3400.00	6201.13	6205.46	6204.97	6206.58	0.005364	8.55	431.28	141.29	0.79
Reach-1	38374	10_year_Existing	5300.00	6201.13	6206.55	6206.04	6208.11	0.005326	10.15	589.34	149.46	0.82
Reach-1	38374	25_year_Existing	9900.00	6201.13	6207.11	6208.14	6211.39	0.012654	16.85	674.22	153.67	1.29
Reach-1	38374	50_year_Existing	12000.00	6201.13	6207.73	6208.95	6212.68	0.012680	18.17	771.40	158.87	1.32
Reach-1	38374	100_year_Existin	15000.00	6201.13	6208.55	6210.06	6214.38	0.012652	19.79	904.70	165.90	1.34
Reach-1	38374	500_year_Existin	22000.00	6201.13	6210.27	6212.29	6217.89	0.012393	22.79	1200.13	178.13	1.38
Reach-1	37923	2_year_Existing	1100.00	6197.50	6199.84	6199.84	6200.84	0.010742	7.99	137.59	70.25	1.01
Reach-1	37923	5_year_Existing	3400.00	6197.50	6202.17	6202.17	6203.82	0.006777	10.53	428.53	188.40	0.91
Reach-1	37923	10_year_Existing	5300.00	6197.50	6203.38	6203.38	6205.44	0.006350	12.08	667.28	205.04	0.92
Reach-1	37923	25_year_Existing	9900.00	6197.50	6205.57	6205.57	6208.48	0.006133	14.89	1139.78	227.20	0.95
Reach-1	37923	50_year_Existing	12000.00	6197.50	6206.43	6206.43	6209.65	0.006004	15.83	1339.64	235.85	0.96
Reach-1	37923	100_year_Existin	15000.00	6197.50	6207.50	6207.50	6211.18	0.005995	17.12	1597.13	246.33	0.98
Reach-1	37923	500_year_Existin	22000.00	6197.50	6209.81	6209.81	6214.28	0.005698	19.29	2191.70	268.08	0.99
Reach-1	37477	2_year_Existing	1100.00	6193.57	6197.68	6195.58	6197.85	0.000887	3.29	336.25	104.91	0.32
Reach-1	37477	5_year_Existing	3400.00	6193.57	6199.48	6197.61	6200.15	0.002047	6.55	545.94	130.22	0.51
Reach-1	37477	10_year_Existing	5300.00	6193.57	6200.51	6198.79	6201.60	0.002663	8.44	690.83	162.21	0.60
Reach-1	37477	25_year_Existing	9900.00	6193.57	6202.45	6201.17	6204.46	0.003488	11.62	1104.72	248.44	0.72
Reach-1	37477	50_year_Existing	12000.00	6193.57	6203.22	6202.22	6205.56	0.003648	12.63	1301.09	256.17	0.75
Reach-1	37477	100_year_Existin	15000.00	6193.57	6204.37	6203.35	6207.03	0.003621	13.65	1598.01	263.57	0.76
Reach-1	37477	500_year_Existin	22000.00	6193.57	6206.20	6205.53	6209.89	0.004135	16.32	2098.15	293.08	0.84
Reach-1	37348	2_year_Existing	1100.00	6192.70	6197.63	6195.92	6197.72	0.000560	2.34	495.51	207.15	0.24
Reach-1	37348	5_year_Existing	3400.00	6192.70	6199.50	6197.21	6199.78	0.000956	4.28	884.93	211.80	0.35
Reach-1	37348	10_year_Existing	5300.00	6192.70	6200.62	6198.01	6201.05	0.001119	5.34	1137.06	240.18	0.39
Reach-1	37348	25_year_Existing	9900.00	6192.70	6202.82	6199.61	6203.57	0.001300	7.12	1695.05	260.84	0.44
Reach-1	37348	50_year_Existing	12000.00	6192.70	6203.88	6200.26	6204.57	0.001341	7.75	1921.34	263.18	0.46
Reach-1	37348	100_year_Existin	15000.00	6192.70	6204.91	6201.11	6205.95	0.001337	8.43	2287.13	296.02	0.47
Reach-1	37348	500_year_Existin	22000.00	6192.70	6207.01	6202.85	6208.48	0.001487	10.09	2932.02	336.88	0.51
Reach-1	37254	Bridge										
Reach-1	37207	2_year_Existing	1100.00	6193.43	6196.68	6196.68	6197.23	0.012499	5.98	184.10	163.74	0.99
Reach-1	37207	5_year_Existing	3400.00	6193.43	6197.97	6197.97	6199.10	0.009321	8.54	408.14	206.58	0.97
Reach-1	37207	10_year_Existing	5300.00	6193.43	6198.78	6198.78	6200.27	0.008434	9.88	575.65	207.75	0.97
Reach-1	37207	25_year_Existing	9900.00	6193.43	6200.35	6200.35	6202.59	0.007549	12.17	904.38	213.09	0.98
Reach-1	37207	50_year_Existing	12000.00	6193.43	6200.94	6200.94	6203.51	0.007436	13.06	1032.78	219.25	0.99
Reach-1	37207	100_year_Existin	15000.00	6193.43	6201.83	6201.83	6204.73	0.006885	13.92	1231.30	227.53	0.98
Reach-1	37207	500_year_Existin	22000.00	6193.43	6203.72	6203.61	6207.26	0.006007	15.49	1686.25	261.24	0.96
Reach-1	37166	2_year_Existing	1100.00	6192.36	6196.37	6194.97	6196.45	0.000740	2.26	486.22	222.31	0.27
Reach-1	37166	5_year_Existing	3400.00	6192.36	6198.22	6196.14	6198.43	0.000908	3.73	942.54	259.43	0.33
Reach-1	37166	10_year_Existing	5300.00	6192.36	6199.19	6196.82	6199.52	0.001056	4.66	1197.18	280.43	0.37
Reach-1	37166	25_year_Existing	9900.00	6192.36	6200.89	6198.17	6201.51	0.001343	6.40	1691.17	297.98	0.44
Reach-1	37166	50_year_Existing	12000.00	6192.36	6201.55	6198.71	6202.29	0.001430	7.03	1890.68	311.76	0.46
Reach-1	37166	100_year_Existin	15000.00	6192.36	6202.48	6199.40	6203.38	0.001479	7.74	2188.73	325.59	0.48
Reach-1	37166	500_year_Existin	22000.00	6192.36	6204.83	6200.89	6205.95	0.001333	8.69	2969.04	337.79	0.47
Reach-1	37062		Bridge									
Reach-1	36966	2_year_Existing	1100.00	6189.84	6193.58	6192.45	6193.68	0.001546	2.58	425.58	219.78	0.33
Reach-1	36966	5_year_Existing	3400.00	6189.84	6195.33	6193.62	6195.59	0.001715	4.12	847.26	256.69	0.38
Reach-1	36966	10_year_Existing	5300.00	6189.84	6196.21	6194.27	6196.61	0.001995	5.14	1074.60	262.08	0.43
Reach-1	36966	25_year_Existing	9900.00	6189.84	6197.71	6195.65	6198.48	0.002604	7.12	1493.90	288.85	0.51
Reach-1	36966	50_year_Existing	12000.00	6189.84	6198.29	6196.17	6199.21	0.002765	7.83	1662.45	294.99	0.54
Reach-1	36966	100_year_Existin	15000.00	6189.84	6199.18	6196.88	6200.26	0.002802	8.55	1935.45	315.19	0.55
Reach-1	36966	500_year_Existin	22000.00	6189.84	6201.72	6198.37	6202.95	0.002170	9.14	2758.97	330.75	0.51
Reach-1	36677	2_year_Existing	1100.00	6189.50	6191.76	6191.66	6192.51	0.012831	6.93	158.71	91.46	0.93
Reach-1	36677	5_year_Existing	3400.00	6189.50	6193.48		6194.45	0.008247	8.65	698.22	416.41	0.83
Reach-1	36677	10_year_Existing	5300.00	6189.50	6194.31		6195.40	0.007694	9.67	1058.50	448.46	0.83
Reach-1	36677	25_year_Existing	9900.00	6189.50	6195.98		6197.22	0.006385	11.02	1825.13	469.78	0.80
Reach-1	36677	50_year_Existing	12000.00	6189.50	6197.14		6198.17	0.004474	10.40	2374.29	481.39	0.69

HEC-RAS Plan: LMC Existing River: Monument Creek Reach: Reach-1 (Continued)

Reach	River Sta	Profile	Q Total	Min Ch El	W.S. Elev	Crit W.S.	E.G. Elev	E.G. Slope	Vel Chnl	Flow Area	Top Width	Froude # Chl
			(cfs)	(ft)	(ft)	(ft)	(ft)	(ft/ft)	(ft/s)	(sq ft)	(ft)	
Reach-1	36677	100_year_Existin	15000.00	6189.50	6198.27		6199.31	0.003830	10.62	2926.66	499.01	0.66
Reach-1	36677	500_year_Existin	22000.00	6189.50	6201.21		6202.14	0.002427	10.39	4476.73	540.01	0.55
Reach-1	36308	2_year_Existing	1100.00	6185.50	6189.05		6189.65	0.005039	6.19	177.80	59.06	0.63
Reach-1	36308	5_year_Existing	3400.00	6185.50	6191.56		6192.34	0.004011	7.98	897.93	476.80	0.61
Reach-1	36308	10_year_Existing	5300.00	6185.50	6192.63		6193.41	0.003656	8.63	1431.38	510.18	0.60
Reach-1	36308	25_year_Existing	9900.00	6185.50	6194.78		6195.53	0.002947	9.41	2588.93	542.87	0.57
Reach-1	36308	50_year_Existing	12000.00	6185.50	6196.48		6197.02	0.001823	8.36	3504.72	554.06	0.46
Reach-1	36308	100_year_Existin	15000.00	6185.50	6197.70		6198.25	0.001710	8.73	4179.63	559.03	0.46
Reach-1	36308	500_year_Existin	22000.00	6185.50	6200.66		6201.39	0.001271	8.86	5965.66	571.26	0.41
Reach-1	35855	2_year_Existing	1400.00	6183.50	6187.13		6187.59	0.004052	5.49	255.12	87.01	0.56
Reach-1	35855	5_year_Existing	4300.00	6183.50	6189.27	6188.82	6190.25	0.005099	8.29	680.44	284.43	0.68
Reach-1	35855	10_year_Existing	6700.00	6183.50	6190.55		6191.58	0.004264	8.93	1051.77	298.73	0.65
Reach-1	35855	25_year_Existing	12000.00	6183.50	6193.17		6194.20	0.002802	9.26	1856.91	316.08	0.56
Reach-1	35855	50_year_Existing	16000.00	6183.50	6195.01		6196.05	0.002201	9.36	2451.44	328.00	0.51
Reach-1	35855	100_year_Existin	19000.00	6183.50	6196.33		6197.38	0.001903	9.43	2889.66	336.30	0.49
Reach-1	35855	500_year_Existin	27000.00	6183.50	6199.63		6200.72	0.001421	9.62	4033.48	357.06	0.44
Reach-1	35392	2_year_Existing	1400.00	6181.50	6183.70	6183.60	6184.50	0.012646	7.20	194.48	104.83	0.93
Reach-1	35392	5_year_Existing	4300.00	6181.50	6186.05	6185.58	6187.36	0.007616	9.21	465.09	143.63	0.82
Reach-1	35392	10_year_Existing	6700.00	6181.50	6187.48		6189.13	0.006423	10.40	698.60	152.44	0.79
Reach-1	35392	25_year_Existing	12000.00	6181.50	6190.13		6192.36	0.005190	12.21	1114.94	161.67	0.76
Reach-1	35392	50_year_Existing	16000.00	6181.50	6191.88		6194.47	0.004669	13.21	1403.61	167.50	0.74
Reach-1	35392	100_year_Existin	19000.00	6181.50	6193.10		6195.92	0.004395	13.86	1609.67	171.46	0.74
Reach-1	35392	500_year_Existin	27000.00	6181.50	6196.08		6199.47	0.003873	15.27	2135.84	181.16	0.72
Reach-1	34912	2_year_Existing	1400.00	6177.50	6181.08	6179.97	6181.52	0.003471	5.33	277.38	114.65	0.53
Reach-1	34912	5_year_Existing	4300.00	6177.50	6183.60	6182.37	6184.67	0.004093	8.57	625.12	148.87	0.63
Reach-1	34912	10_year_Existing	6700.00	6177.50	6185.04	6183.74	6186.56	0.004407	10.34	842.86	153.97	0.68
Reach-1	34912	25_year_Existing	12000.00	6177.50	6187.40	6186.11	6189.88	0.005051	13.41	1216.71	162.66	0.77
Reach-1	34912	50_year_Existing	16000.00	6177.50	6188.83		6192.00	0.005427	15.27	1453.71	168.20	0.82
Reach-1	34912	100_year_Existin	19000.00	6177.50	6189.77		6193.44	0.005707	16.54	1612.36	172.40	0.85
Reach-1	34912	500_year_Existin	27000.00	6177.50	6191.79		6196.92	0.006555	19.69	1971.83	185.63	0.93
Reach-1	34471	2_year_Existing	1400.00	6175.50	6177.75	6177.75	6178.70	0.014620	7.84	178.61	94.12	1.00
Reach-1	34471	5_year_Existing	4300.00	6175.50	6179.87	6179.87	6181.77	0.011360	11.07	402.31	117.20	0.99
Reach-1	34471	10_year_Existing	6700.00	6175.50	6181.23	6181.23	6183.85	0.010077	12.57	578.50	144.23	0.98
Reach-1	34471	25_year_Existing	12000.00	6175.50	6183.60	6183.60	6186.93	0.008627	14.97	954.81	167.87	0.96
Reach-1	34471	50_year_Existing	16000.00	6175.50	6185.05	6185.05	6189.00	0.008202	16.43	1203.41	173.84	0.97
Reach-1	34471	100_year_Existin	19000.00	6175.50	6186.06	6186.06	6190.42	0.007947	17.36	1379.91	177.95	0.97
Reach-1	34471	500_year_Existin	27000.00	6175.50	6188.47	6188.47	6193.82	0.007448	19.42	1824.08	193.17	0.97
Reach-1	34138	2_year_Existing	1400.00	6170.05	6177.40	6172.42	6177.44	0.000094	1.60	884.17	156.92	0.11
Reach-1	34138	5_year_Existing	4300.00	6170.05	6179.92	6174.17	6180.10	0.000280	3.48	1303.79	179.57	0.21
Reach-1	34138	10_year_Existing	6700.00	6170.05	6181.56	6175.33	6181.87	0.000378	4.53	1607.48	190.71	0.25
Reach-1	34138	25_year_Existing	12000.00	6170.05	6184.42	6177.34	6185.02	0.000522	6.27	2181.29	210.28	0.30
Reach-1	34138	50_year_Existing	16000.00	6170.05	6185.30	6178.65	6186.22	0.000743	7.61	2368.92	288.43	0.37
Reach-1	34138	100_year_Existin	19000.00	6170.05	6186.25	6179.57	6187.37	0.000830	8.62	2705.88	369.14	0.39
Reach-1	34138	500_year_Existin	27000.00	6170.05	6188.47	6181.75	6190.04	0.001006	10.40	3647.56	480.61	0.44
Reach-1	34098		Bridge									
Reach-1	34048	2_year_Existing	1400.00	6169.17	6176.50	6171.55	6176.54	0.000169	1.61	880.89	156.85	0.11
Reach-1	34048	5_year_Existing	4300.00	6169.17	6178.98	6173.29	6179.17	0.000506	3.49	1293.65	178.95	0.21
Reach-1	34048	10_year_Existing	6700.00	6169.17	6180.59	6174.46	6180.91	0.000682	4.54	1591.59	190.16	0.25
Reach-1	34048	25_year_Existing	12000.00	6169.17	6183.44	6176.49	6184.03	0.000932	6.25	2159.88	209.50	0.30
Reach-1	34048	50_year_Existing	16000.00	6169.17	6185.20	6177.78	6185.97	0.001056	7.23	2663.55	392.71	0.33
Reach-1	34048	100_year_Existin	19000.00	6169.17	6186.19	6178.59	6187.10	0.001164	7.93	3091.36	469.38	0.35
Reach-1	34048	500_year_Existin	27000.00	6169.17	6188.20	6180.90	6189.46	0.001435	9.53	4194.92	624.38	0.40
Reach-1	33861	2_year_Existing	1400.00	6173.50	6175.94		6176.34	0.005799	5.07	275.90	139.77	0.64
Reach-1	33861	5_year_Existing	4300.00	6173.50	6177.44		6178.63	0.008252	8.74	497.45	153.21	0.83
Reach-1	33861	10_year_Existing	6700.00	6173.50	6178.23	6178.10	6180.12	0.009979	11.03	621.13	159.70	0.95
Reach-1	33861	25_year_Existing	12000.00	6173.50	6180.03	6180.03	6182.93	0.009664	13.75	919.72	173.34	0.99
Reach-1	33861	50_year_Existing	16000.00	6173.50	6181.31	6181.31	6184.74	0.008879	15.00	1146.85	182.94	0.98
Reach-1	33861	100_year_Existin	19000.00	6173.50	6182.62	6182.62	6185.94	0.007009	14.87	1509.97	403.71	0.89
Reach-1	33861	500_year_Existin	27000.00	6173.50	6184.79	6184.79	6188.31	0.005857	15.80	2462.49	489.51	0.85
Reach-1	33507	2_year_Existing	1400.00	6171.50	6173.97		6174.26	0.005723	4.34	322.93	205.92	0.61
Reach-1	33507	5_year_Existing	4300.00	6171.50	6175.63		6176.27	0.004808	6.43	686.67	231.50	0.63
Reach-1	33507	10_year_Existing	6700.00	6171.50	6176.73		6177.57	0.004339	7.42	948.62	244.50	0.63
Reach-1	33507	25_year_Existing	12000.00	6171.50	6178.83	6177.12	6180.00	0.003597	8.80	1480.48	262.02	0.61
Reach-1	33507	50_year_Existing	16000.00	6171.50	6180.12	6178.09	6181.52	0.003419	9.68	1824.77	272.76	0.61
Reach-1	33507	100_year_Existin	19000.00	6171.50	6181.01	6178.77	6182.57	0.003314	10.25	2070.86	280.18	0.62
Reach-1	33507	500_year_Existin	27000.00	6171.50	6183.20	6180.38	6185.14	0.003063	11.47	2705.77	298.49	0.61
Reach-1	33026	2_year_Existing	1400.00	6168.66	6170.88	6170.48	6171.26	0.006811	4.97	284.62	174.77	0.67
Reach-1	33026	5_year_Existing	4300.00	6168.66	6172.38		6173.38	0.007822	8.02	556.73	187.14	0.79
Reach-1	33026	10_year_Existing	6700.00	6168.66	6173.23	6172.85	6174.70	0.008296	9.80	719.23	192.99	0.86
Reach-1	33026	25_year_Existing	12000.00	6168.66	6174.61	6174.56	6177.17	0.009827	12.98	992.53	202.44	0.98

HEC-RAS Plan: LMC Existing River: Monument Creek Reach: Reach-1 (Continued)

Reach	River Sta	Profile	Q Total	Min Ch El	W.S. Elev	Crit W.S.	E.G. Elev	E.G. Slope	Vel Chnl	Flow Area	Top Width	Froude # Chl
			(cfs)	(ft)	(ft)	(ft)	(ft)	(ft/ft)	(ft/s)	(sq ft)	(ft)	
Reach-1	33026	50_year_Existing	16000.00	6168.66	6175.70	6175.70	6178.80	0.009377	14.32	1215.83	208.18	0.99
Reach-1	33026	100_year_Existin	19000.00	6168.66	6176.46	6176.46	6179.91	0.009056	15.15	1375.74	211.88	0.99
Reach-1	33026	500_year_Existin	27000.00	6168.66	6178.30	6178.30	6182.61	0.008445	17.01	1773.03	220.08	0.99
Reach-1	32661	2_year_Existing	1400.00	6166.33	6168.74	6168.30	6169.02	0.005414	4.35	353.80	247.43	0.60
Reach-1	32661	5_year_Existing	4300.00	6166.33	6170.17	6169.53	6170.85	0.005820	6.85	721.48	263.78	0.69
Reach-1	32661	10_year_Existing	6700.00	6166.33	6171.06		6172.01	0.005900	8.16	958.24	271.11	0.72
Reach-1	32661	25_year_Existing	12000.00	6166.33	6172.68		6174.14	0.005781	10.16	1409.37	283.62	0.76
Reach-1	32661	50_year_Existing	16000.00	6166.33	6173.71	6172.66	6175.51	0.005742	11.33	1704.78	291.20	0.78
Reach-1	32661	100_year_Existin	19000.00	6166.33	6174.44	6173.30	6176.46	0.005630	12.04	1920.91	296.63	0.78
Reach-1	32661	500_year_Existin	27000.00	6166.33	6175.85	6174.87	6178.64	0.006202	14.20	2346.62	309.13	0.85
Reach-1	32215	2_year_Existing	1400.00	6162.51	6164.57	6164.57	6165.21	0.015107	6.52	241.34	224.41	0.97
Reach-1	32215	5_year_Existing	4300.00	6162.51	6165.98	6165.98	6167.18	0.012012	9.25	602.49	272.99	0.97
Reach-1	32215	10_year_Existing	6700.00	6162.51	6166.83	6166.83	6168.40	0.011325	10.72	837.61	279.86	0.99
Reach-1	32215	25_year_Existing	12000.00	6162.51	6168.32	6168.32	6170.62	0.010766	13.14	1262.70	286.74	1.02
Reach-1	32215	50_year_Existing	16000.00	6162.51	6169.32	6169.32	6172.06	0.010290	14.45	1549.34	289.93	1.03
Reach-1	32215	100_year_Existin	19000.00	6162.51	6169.97	6169.97	6173.05	0.010197	15.38	1738.88	292.03	1.04
Reach-1	32215	500_year_Existin	27000.00	6162.51	6172.20	6171.60	6175.52	0.007643	16.10	2399.85	299.22	0.94
Reach-1	32185	2_year_Existing	1400.00	6161.79	6163.07	6163.46	6164.40	0.049032	9.25	151.36	155.00	1.65
Reach-1	32185	5_year_Existing	4300.00	6161.79	6164.30	6164.93	6166.53	0.030727	12.01	364.32	203.98	1.48
Reach-1	32185	10_year_Existing	6700.00	6161.79	6165.09	6165.81	6167.81	0.024405	13.32	536.59	224.13	1.39
Reach-1	32185	25_year_Existing	12000.00	6161.79	6168.59	6167.44	6170.08	0.018224	15.26	891.11	246.73	1.29
Reach-1	32185	50_year_Existing	16000.00	6161.79	6167.56	6168.45	6171.55	0.016130	16.41	1134.02	255.01	1.25
Reach-1	32185	100_year_Existin	19000.00	6161.79	6168.24	6169.15	6172.56	0.014980	17.14	1308.71	258.71	1.23
Reach-1	32185	500_year_Existin	27000.00	6161.79	6172.49		6175.14	0.004676	13.69	2485.26	290.62	0.75
Reach-1	32174	2_year_Existing	1400.00	6156.43	6157.30	6158.25	6162.80	0.396642	18.82	74.39	125.91	4.32
Reach-1	32174	5_year_Existing	4300.00	6156.43	6158.24	6159.91	6165.40	0.152094	21.49	202.85	146.33	3.11
Reach-1	32174	10_year_Existing	6700.00	6156.43	6163.59	6160.96	6164.24	0.001937	6.72	1183.22	203.51	0.45
Reach-1	32174	25_year_Existing	12000.00	6156.43	6166.57	6162.79	6167.50	0.001747	8.13	1832.36	234.12	0.46
Reach-1	32174	50_year_Existing	16000.00	6156.43	6168.48	6163.96	6169.58	0.001658	8.91	2303.41	269.99	0.46
Reach-1	32174	100_year_Existin	19000.00	6156.43	6170.13	6164.81	6171.27	0.001455	9.12	2761.05	281.51	0.44
Reach-1	32174	500_year_Existin	27000.00	6156.43	6173.37		6174.73	0.001338	10.11	3698.00	296.24	0.44
Reach-1	32144	2_year_Existing	1400.00	6153.82	6158.95	6157.91	6159.31	0.003020	6.09	507.93	179.77	0.51
Reach-1	32144	5_year_Existing	4300.00	6153.82	6161.45	6159.96	6162.29	0.004506	9.99	969.72	190.24	0.67
Reach-1	32144	10_year_Existing	6700.00	6153.82	6162.93		6164.10	0.005103	12.08	1255.68	196.44	0.73
Reach-1	32144	25_year_Existing	12000.00	6153.82	6165.52		6167.33	0.005820	15.42	1778.61	207.31	0.82
Reach-1	32144	50_year_Existing	16000.00	6153.82	6167.17		6169.38	0.006079	17.29	2137.90	240.39	0.86
Reach-1	32144	100_year_Existin	19000.00	6153.82	6168.95		6171.09	0.005094	17.28	2599.61	266.64	0.80
Reach-1	32144	500_year_Existin	27000.00	6153.82	6172.13		6174.55	0.004667	18.88	3464.34	276.10	0.79
Reach-1	32122	2_year_Existing	1400.00	6154.00	6158.70		6159.22	0.004690	7.10	431.27	177.97	0.62
Reach-1	32122	5_year_Existing	4300.00	6154.00	6161.07		6162.15	0.006303	11.16	864.60	187.91	0.78
Reach-1	32122	10_year_Existing	6700.00	6154.00	6162.49		6163.94	0.006896	13.35	1134.22	193.83	0.84
Reach-1	32122	25_year_Existing	12000.00	6154.00	6164.97		6167.14	0.007565	16.80	1628.42	204.25	0.92
Reach-1	32122	50_year_Existing	16000.00	6154.00	6166.54	6164.98	6169.19	0.007808	18.76	1955.46	210.86	0.96
Reach-1	32122	100_year_Existin	19000.00	6154.00	6168.49		6170.94	0.006122	18.38	2418.51	261.29	0.87
Reach-1	32122	500_year_Existin	27000.00	6154.00	6171.73		6174.42	0.005343	19.76	3296.19	279.06	0.84
Reach-1	32099	2_year_Existing	1400.00	6154.00	6158.10	6158.10	6159.03	0.009637	9.14	325.31	175.46	0.87
Reach-1	32099	5_year_Existing	4300.00	6154.00	6160.14	6160.14	6161.88	0.012027	13.91	691.17	184.00	1.05
Reach-1	32099	10_year_Existing	6700.00	6154.00	6161.35	6161.35	6163.64	0.012877	16.44	917.24	189.08	1.12
Reach-1	32099	25_year_Existing	12000.00	6154.00	6163.57	6163.57	6166.81	0.013285	20.20	1347.28	198.39	1.19
Reach-1	32099	50_year_Existing	16000.00	6154.00	6164.99	6164.99	6168.83	0.013349	22.34	1632.51	204.33	1.22
Reach-1	32099	100_year_Existin	19000.00	6154.00	6168.25		6170.78	0.006491	18.71	2406.95	285.26	0.89
Reach-1	32099	500_year_Existin	27000.00	6154.00	6171.69		6174.27	0.005231	19.51	3408.18	296.95	0.83
Reach-1	31899	2_year_Existing	1400.00	6151.50	6154.61	6153.76	6154.89	0.003523	4.20	334.29	158.65	0.50
Reach-1	31899	5_year_Existing	4300.00	6151.50	6157.69	6155.34	6158.12	0.001684	5.25	861.47	188.94	0.40
Reach-1	31899	10_year_Existing	6700.00	6151.50	6159.61	6156.33	6160.13	0.001400	5.89	1252.39	217.86	0.39
Reach-1	31899	25_year_Existing	12000.00	6151.50	6163.29	6158.19	6163.96	0.001050	6.73	2093.09	235.39	0.36
Reach-1	31899	50_year_Existing	16000.00	6151.50	6165.82	6159.40	6166.55	0.000896	7.15	2697.98	244.22	0.34
Reach-1	31899	100_year_Existin	19000.00	6151.50	6169.32		6169.94	0.000558	6.59	3574.46	255.31	0.28
Reach-1	31899	500_year_Existin	27000.00	6151.50	6172.64		6173.47	0.000602	7.72	4437.65	265.42	0.30
Reach-1	31581	2_year_Existing	1400.00	6149.50	6153.90		6154.13	0.001674	3.78	370.06	110.70	0.36
Reach-1	31581	5_year_Existing	4300.00	6149.50	6157.02		6157.56	0.001737	5.92	768.07	152.69	0.41
Reach-1	31581	10_year_Existing	6700.00	6149.50	6158.87		6159.62	0.001749	7.03	1079.74	178.32	0.43
Reach-1	31581	25_year_Existing	12000.00	6149.50	6162.49		6163.52	0.001539	8.41	1767.36	196.87	0.43
Reach-1	31581	50_year_Existing	16000.00	6149.50	6165.00		6166.16	0.001376	9.03	2280.22	210.13	0.42
Reach-1	31581	100_year_Existin	19000.00	6149.50	6168.75		6169.69	0.000843	8.25	3097.45	225.48	0.34
Reach-1	31581	500_year_Existin	27000.00	6149.50	6171.89		6173.19	0.000957	9.78	3822.87	236.48	0.37
Reach-1	31449	2_year_Existing	1400.00	6148.78	6153.43	6152.03	6153.80	0.002761	4.89	286.03	86.67	0.47
Reach-1	31449	5_year_Existing	4300.00	6148.78	6156.06	6154.45	6157.09	0.003708	8.17	545.93	146.44	0.60
Reach-1	31449	10_year_Existing	6700.00	6148.78	6157.55	6155.90	6159.05	0.004010	9.92	754.31	174.19	0.65
Reach-1	31449	25_year_Existing	12000.00	6148.78	6161.01	6158.57	6162.96	0.003221	11.54	1258.54	208.10	0.62
Reach-1	31449	50_year_Existing	16000.00	6148.78	6163.43	6160.17	6165.61	0.002779	12.29	1612.64	218.08	0.60

HEC-RAS Plan: LMC Existing River: Monument Creek Reach: Reach-1 (Continued)

Reach	River Sta	Profile	Q Total	Min Ch El	W.S. Elev	Crit W.S.	E.G. Elev	E.G. Slope	Vel Chnl	Flow Area	Top Width	Froude # Chl
			(cfs)	(ft)	(ft)	(ft)	(ft)	(ft/ft)	(ft/s)	(sq ft)	(ft)	
Reach-1	31449	100_year_Existin	19000.00	6148.78	6168.37	6161.21	6169.51	0.001062	9.40	3126.78	238.38	0.39
Reach-1	31449	500_year_Existin	27000.00	6148.78	6171.42	6163.75	6172.97	0.001204	11.11	3872.69	250.92	0.43
Reach-1	31423	Bridge										
Reach-1	31393	2_year_Existing	1400.00	6148.19	6152.64	6151.44	6153.06	0.002439	5.20	269.26	85.61	0.52
Reach-1	31393	5_year_Existing	4300.00	6148.19	6155.15	6153.86	6156.31	0.003308	8.66	508.59	134.16	0.66
Reach-1	31393	10_year_Existing	6700.00	6148.19	6156.57	6155.34	6158.26	0.003576	10.53	705.27	187.31	0.71
Reach-1	31393	25_year_Existing	12000.00	6148.19	6159.07	6158.03	6161.68	0.003770	13.31	1093.78	202.54	0.77
Reach-1	31393	50_year_Existing	16000.00	6148.19	6160.83	6159.56	6163.85	0.003852	14.91	1336.84	208.95	0.80
Reach-1	31393	100_year_Existin	19000.00	6148.19	6162.02	6160.61	6165.06	0.003250	14.85	1822.83	214.71	0.75
Reach-1	31393	500_year_Existin	27000.00	6148.19	6165.36	6162.97	6168.66	0.002682	15.83	2560.76	228.41	0.71
Reach-1	31098	2_year_Existing	1400.00	6147.50	6151.79	6150.55	6152.23	0.003319	5.28	265.18	103.05	0.58
Reach-1	31098	5_year_Existing	4300.00	6147.50	6154.36	6153.04	6155.25	0.002937	7.66	627.05	182.17	0.61
Reach-1	31098	10_year_Existing	6700.00	6147.50	6155.94	6154.31	6157.08	0.002672	8.79	928.16	197.48	0.61
Reach-1	31098	25_year_Existing	12000.00	6147.50	6158.71		6160.28	0.002389	10.53	1507.50	218.17	0.61
Reach-1	31098	50_year_Existing	16000.00	6147.50	6160.45		6162.30	0.002284	11.54	1895.77	227.55	0.61
Reach-1	31098	100_year_Existin	19000.00	6147.50	6161.78		6163.76	0.002133	12.03	2201.96	232.69	0.60
Reach-1	31098	500_year_Existin	27000.00	6147.50	6165.28		6167.47	0.001755	12.88	3037.99	246.18	0.57
Reach-1	30602	2_year_Existing	1400.00	6145.50	6146.30	6146.30	6149.46	0.010280	8.70	161.00	69.36	1.01
Reach-1	30602	5_year_Existing	4300.00	6145.50	6151.00	6151.00	6153.01	0.006922	11.51	429.13	135.55	0.93
Reach-1	30602	10_year_Existing	6700.00	6145.50	6152.48	6152.48	6155.00	0.006290	13.14	641.77	152.67	0.93
Reach-1	30602	25_year_Existing	12000.00	6145.50	6155.22		6158.42	0.005267	15.31	1103.20	179.36	0.90
Reach-1	30602	50_year_Existing	16000.00	6145.50	6157.56		6160.70	0.003948	15.47	1538.47	192.19	0.81
Reach-1	30602	100_year_Existin	19000.00	6145.50	6159.16		6162.32	0.003405	15.69	1851.84	199.86	0.77
Reach-1	30602	500_year_Existin	27000.00	6145.50	6163.05		6166.32	0.002588	16.31	2666.05	218.54	0.70
Reach-1	30139	2_year_Existing	1400.00	6141.80	6146.46	6144.72	6146.81	0.001651	4.75	297.12	90.93	0.44
Reach-1	30139	5_year_Existing	4300.00	6141.80	6149.98	6147.33	6150.68	0.001466	6.94	790.99	167.94	0.46
Reach-1	30139	10_year_Existing	6700.00	6141.80	6151.89	6148.97	6152.82	0.001482	8.16	1119.07	176.52	0.48
Reach-1	30139	25_year_Existing	12000.00	6141.80	6155.42		6158.72	0.001403	9.89	1767.59	190.21	0.49
Reach-1	30139	50_year_Existing	16000.00	6141.80	6157.70		6159.22	0.001351	10.85	2210.26	198.50	0.50
Reach-1	30139	100_year_Existin	19000.00	6141.80	6159.28		6160.94	0.001316	11.45	2527.61	204.18	0.50
Reach-1	30139	500_year_Existin	27000.00	6141.80	6163.14		6165.14	0.001225	12.72	3348.02	222.40	0.50
Reach-1	30065	2_year_Existing	1400.00	6140.09	6146.45	6143.92	6146.66	0.000747	3.79	433.10	117.62	0.30
Reach-1	30065	5_year_Existing	4300.00	6140.09	6149.94	6146.38	6150.54	0.001051	6.46	821.41	195.86	0.40
Reach-1	30065	10_year_Existing	6700.00	6140.09	6151.78	6147.84	6152.71	0.001275	8.15	1031.87	202.65	0.45
Reach-1	30065	25_year_Existing	12000.00	6140.09	6154.78	6150.52	6156.48	0.001673	11.09	1380.98	212.89	0.54
Reach-1	30065	50_year_Existing	16000.00	6140.09	6156.56	6152.27	6158.88	0.001918	12.93	1595.48	218.34	0.59
Reach-1	30065	100_year_Existin	19000.00	6140.09	6157.74	6153.45	6160.49	0.002083	14.17	1739.96	221.94	0.62
Reach-1	30065	500_year_Existin	27000.00	6140.09	6160.42	6156.32	6164.41	0.002476	17.12	2077.59	230.13	0.70
Reach-1	29961	Bridge										
Reach-1	29853	2_year_Existing	1400.00	6138.24	6144.34	6142.05	6144.59	0.001246	4.05	379.38	94.37	0.33
Reach-1	29853	5_year_Existing	4300.00	6138.24	6147.67	6144.49	6148.37	0.001766	6.95	727.74	126.18	0.44
Reach-1	29853	10_year_Existing	6700.00	6138.24	6149.35	6146.06	6150.44	0.002167	8.76	922.63	194.06	0.50
Reach-1	29853	25_year_Existing	12000.00	6138.24	6152.01	6148.80	6154.01	0.002922	11.97	1245.62	263.72	0.60
Reach-1	29853	50_year_Existing	16000.00	6138.24	6153.53	6150.62	6156.23	0.003417	14.00	1444.33	280.88	0.67
Reach-1	29853	100_year_Existin	19000.00	6138.24	6154.51	6151.87	6157.76	0.003772	15.40	1572.70	288.96	0.71
Reach-1	29853	500_year_Existin	27000.00	6138.24	6156.59	6154.72	6181.40	0.004752	18.88	1859.79	306.65	0.81
Reach-1	29627	2_year_Existing	1400.00	6139.50	6143.12	6142.45	6143.69	0.006402	7.06	198.43	64.73	0.71
Reach-1	29627	5_year_Existing	4300.00	6139.50	6146.18	6145.46	6147.54	0.005147	9.70	559.71	223.60	0.71
Reach-1	29627	10_year_Existing	6700.00	6139.50	6147.96	6146.89	6149.59	0.004574	10.92	818.54	237.31	0.70
Reach-1	29627	25_year_Existing	12000.00	6139.50	6150.59	6149.31	6153.03	0.004854	13.70	1211.18	250.33	0.75
Reach-1	29627	50_year_Existing	16000.00	6139.50	6152.14	6150.84	6155.19	0.005128	15.47	1446.85	255.76	0.79
Reach-1	29627	100_year_Existin	19000.00	6139.50	6153.16	6151.83	6156.67	0.005328	16.66	1603.53	259.23	0.82
Reach-1	29627	500_year_Existin	27000.00	6139.50	6155.33	6154.36	6160.18	0.006092	19.77	1938.69	266.32	0.90
Reach-1	29137	2_year_Existing	1400.00	6135.50	6139.05		6140.13	0.009187	6.36	167.37	55.14	0.85
Reach-1	29137	5_year_Existing	4300.00	6135.50	6142.40	6141.81	6144.39	0.007857	11.36	395.08	112.54	0.86
Reach-1	29137	10_year_Existing	6700.00	6135.50	6143.90	6143.90	6146.59	0.007928	13.42	595.93	151.68	0.90
Reach-1	29137	25_year_Existing	12000.00	6135.50	6146.67	6146.67	6150.10	0.007008	15.77	1069.37	186.89	0.89
Reach-1	29137	50_year_Existing	16000.00	6135.50	6148.26	6148.26	6152.21	0.006876	17.27	1372.31	194.82	0.90
Reach-1	29137	100_year_Existin	19000.00	6135.50	6149.27	6149.27	6153.62	0.006908	18.33	1572.95	199.71	0.92
Reach-1	29137	500_year_Existin	27000.00	6135.50	6151.71	6151.71	6156.96	0.006877	20.62	2072.55	210.19	0.95
Reach-1	28816	2_year_Existing	1400.00	6133.50	6137.86		6138.36	0.003122	5.66	246.41	61.22	0.50
Reach-1	28816	5_year_Existing	4300.00	6133.50	6140.93	6139.21	6142.33	0.004558	9.57	515.40	162.96	0.64
Reach-1	28816	10_year_Existing	6700.00	6133.50	6142.46	6141.56	6144.35	0.004992	11.45	809.99	211.16	0.70
Reach-1	28816	25_year_Existing	12000.00	6133.50	6144.95	6144.32	6147.52	0.005332	14.09	1360.59	229.01	0.75
Reach-1	28816	50_year_Existing	16000.00	6133.50	6146.68	6145.79	6149.49	0.005079	15.17	1764.38	238.86	0.75
Reach-1	28816	100_year_Existin	19000.00	6133.50	6147.91	6146.72	6150.84	0.004840	15.75	2062.34	245.64	0.75
Reach-1	28816	500_year_Existin	27000.00	6133.50	6151.03	6148.95	6154.13	0.004178	16.77	2852.07	259.95	0.72
Reach-1	28484	2_year_Existing	1400.00	6132.62	6135.89		6136.74	0.008150	7.41	188.99	69.43	0.79
Reach-1	28484	5_year_Existing	4300.00	6132.62	6138.86	6138.14	6140.47	0.006873	10.18	440.11	128.44	0.80

HEC-RAS Plan: LMC Existing River: Monument Creek Reach: Reach-1 (Continued)

Reach	River Sta	Profile	Q Total	Min Ch El	W.S. Elev	Crit W.S.	E.G. Elev	E.G. Slope	Vel Chnl	Flow Area	Top Width	Froude # Chl
			(cfs)	(ft)	(ft)	(ft)	(ft)	(ft/ft)	(ft/s)	(sq ft)	(ft)	
Reach-1	28484	10_year_Existing	6700.00	6132.62	6140.44	6139.99	6142.48	0.006274	11.67	710.05	197.61	0.80
Reach-1	28484	25_year_Existing	12000.00	6132.62	6143.32		6145.76	0.005043	13.31	1310.91	218.23	0.76
Reach-1	28484	50_year_Existing	16000.00	6132.62	6145.27		6147.86	0.004359	14.02	1749.48	233.32	0.73
Reach-1	28484	100_year_Existin	19000.00	6132.62	6146.65		6149.31	0.003959	14.41	2099.99	280.55	0.71
Reach-1	28484	500_year_Existin	27000.00	6132.62	6150.20		6152.81	0.003007	14.79	3169.30	314.21	0.64
Reach-1	28030	2_year_Existing	1400.00	6129.50	6133.85		6134.34	0.003430	5.66	247.20	68.84	0.53
Reach-1	28030	5_year_Existing	4300.00	6129.50	6137.26		6138.27	0.003114	8.27	670.92	188.80	0.56
Reach-1	28030	10_year_Existing	6700.00	6129.50	6139.19		6140.38	0.002838	9.33	1114.40	263.17	0.56
Reach-1	28030	25_year_Existing	12000.00	6129.50	6142.62		6143.94	0.002298	10.46	2080.72	293.77	0.53
Reach-1	28030	50_year_Existing	16000.00	6129.50	6144.79		6146.19	0.002065	11.06	2732.42	305.29	0.51
Reach-1	28030	100_year_Existin	19000.00	6129.50	6146.27		6147.72	0.001947	11.47	3189.88	313.11	0.51
Reach-1	28030	500_year_Existin	27000.00	6129.50	6149.94		6151.49	0.001684	12.25	4375.32	332.31	0.49
Reach-1	27531	2_year_Existing	1400.00	6127.50	6130.99		6131.90	0.007309	7.64	183.22	55.59	0.74
Reach-1	27531	5_year_Existing	4300.00	6127.50	6134.76	6133.61	6136.29	0.004926	10.21	553.46	147.41	0.68
Reach-1	27531	10_year_Existing	6700.00	6127.50	6136.71		6138.55	0.004565	11.58	856.24	164.79	0.68
Reach-1	27531	25_year_Existing	12000.00	6127.50	6139.79		6142.26	0.004503	14.02	1413.41	188.88	0.71
Reach-1	27531	50_year_Existing	16000.00	6127.50	6141.86		6144.62	0.004255	15.15	1811.94	196.19	0.71
Reach-1	27531	100_year_Existin	19000.00	6127.50	6143.21		6146.19	0.004177	15.95	2079.76	200.42	0.72
Reach-1	27531	500_year_Existin	27000.00	6127.50	6146.74		6150.11	0.003762	17.37	2807.39	211.47	0.70
Reach-1	27034	2_year_Existing	1400.00	6123.50	6128.11	6126.40	6128.62	0.005576	5.73	248.58	65.08	0.48
Reach-1	27034	5_year_Existing	4300.00	6123.50	6129.86	6129.81	6132.13	0.016321	12.26	386.12	92.51	0.87
Reach-1	27034	10_year_Existing	6700.00	6123.50	6131.51	6131.51	6134.54	0.016459	14.43	552.38	106.95	0.91
Reach-1	27034	25_year_Existing	12000.00	6123.50	6134.99		6138.61	0.012944	16.37	952.80	121.18	0.86
Reach-1	27034	50_year_Existing	16000.00	6123.50	6137.00		6141.13	0.012267	17.78	1202.47	126.76	0.86
Reach-1	27034	100_year_Existin	19000.00	6123.50	6138.82		6142.95	0.010581	17.99	1436.67	130.71	0.82
Reach-1	27034	500_year_Existin	27000.00	6123.50	6142.16		6147.08	0.009996	19.98	1885.69	137.97	0.82
Reach-1	26544	2_year_Existing	1400.00	6121.50	6124.22		6125.01	0.009981	7.16	195.63	88.79	0.85
Reach-1	26544	5_year_Existing	4300.00	6121.50	6126.22		6129.03	0.002687	7.31	674.39	144.14	0.52
Reach-1	26544	10_year_Existing	6700.00	6121.50	6130.77	6127.60	6131.64	0.001895	7.75	1078.50	173.68	0.46
Reach-1	26544	25_year_Existing	12000.00	6121.50	6135.39		6136.37	0.001272	8.45	2035.30	250.24	0.41
Reach-1	26544	50_year_Existing	16000.00	6121.50	6137.72		6138.84	0.001226	9.24	2655.91	281.19	0.41
Reach-1	26544	100_year_Existin	19000.00	6121.50	6139.71		6140.83	0.001060	9.39	3362.72	422.49	0.39
Reach-1	26544	500_year_Existin	27000.00	6121.50	6143.73		6144.89	0.000918	9.94	5230.49	499.46	0.38
Reach-1	26051	2_year_Existing	1400.00	6117.03	6122.80		6123.17	0.001747	4.92	285.57	63.56	0.39
Reach-1	26051	5_year_Existing	4300.00	6117.03	6127.03		6127.92	0.001886	7.71	865.22	108.32	0.45
Reach-1	26051	10_year_Existing	6700.00	6117.03	6129.46		6130.67	0.001925	9.14	945.12	121.75	0.48
Reach-1	26051	25_year_Existing	12000.00	6117.03	6133.87		6135.55	0.001837	11.09	1565.97	158.36	0.49
Reach-1	26051	50_year_Existing	16000.00	6117.03	6135.72		6137.95	0.002150	12.92	1872.67	173.35	0.54
Reach-1	26051	100_year_Existin	19000.00	6117.03	6137.70		6140.01	0.002000	13.37	2355.55	331.00	0.53
Reach-1	26051	500_year_Existin	27000.00	6117.03	6142.09		6144.21	0.001595	13.65	4663.45	712.24	0.49
Reach-1	25657	2_year_Existing	2300.00	6115.50	6119.44	6119.44	6121.18	0.012765	10.59	217.24	62.92	1.00
Reach-1	25657	5_year_Existing	7000.00	6115.50	6123.28	6123.28	6126.08	0.008556	13.90	653.94	151.97	0.92
Reach-1	25657	10_year_Existing	11000.00	6115.50	6125.43	6125.43	6128.84	0.007780	15.79	1010.07	171.78	0.91
Reach-1	25657	25_year_Existing	20000.00	6115.50	6128.88	6128.88	6133.68	0.007698	19.39	1619.02	181.42	0.96
Reach-1	25657	50_year_Existing	25000.00	6115.50	6130.47	6130.47	6135.95	0.007706	20.98	1910.72	186.01	0.98
Reach-1	25657	100_year_Existin	30000.00	6115.50	6132.01	6132.01	6138.04	0.007548	22.22	2201.31	191.87	0.98
Reach-1	25657	500_year_Existin	42000.00	6115.50	6135.85	6135.85	6142.45	0.006494	23.81	3094.94	349.79	0.95
Reach-1	25299	2_year_Existing	2300.00	6112.74	6117.21	6115.73	6117.75	0.003070	5.91	393.98	102.98	0.51
Reach-1	25299	5_year_Existing	7000.00	6112.74	6120.33	6118.78	6121.78	0.004003	9.84	845.87	170.30	0.64
Reach-1	25299	10_year_Existing	11000.00	6112.74	6122.17	6120.68	6124.24	0.004362	11.94	1180.15	193.95	0.70
Reach-1	25299	25_year_Existing	20000.00	6112.74	6125.30	6123.97	6128.53	0.004828	15.31	1825.91	217.04	0.77
Reach-1	25299	50_year_Existing	26000.00	6112.74	6126.97	6125.77	6130.90	0.005058	17.07	2218.19	248.86	0.81
Reach-1	25299	100_year_Existin	31000.00	6112.74	6128.26	6127.13	6132.68	0.005134	18.25	2545.29	254.29	0.83
Reach-1	25299	500_year_Existin	44000.00	6112.74	6131.25	6130.15	6136.78	0.005241	20.79	3322.05	269.71	0.86
Reach-1	24896	2_year_Existing	2300.00	6111.50	6114.21	6114.21	6115.41	0.013619	8.82	260.86	109.17	1.01
Reach-1	24896	5_year_Existing	7000.00	6111.50	6118.85	6118.85	6119.23	0.010463	12.40	584.67	138.59	0.99
Reach-1	24896	10_year_Existing	11000.00	6111.50	6118.58	6118.58	6121.67	0.009183	14.22	843.46	160.76	0.98
Reach-1	24896	25_year_Existing	20000.00	6111.50	6121.79	6121.79	6126.02	0.007612	16.87	1419.59	196.67	0.95
Reach-1	24896	50_year_Existing	26000.00	6111.50	6123.53	6123.53	6128.39	0.007175	18.26	1775.95	213.08	0.95
Reach-1	24896	100_year_Existin	31000.00	6111.50	6124.81	6124.81	6130.18	0.006993	19.33	2054.46	223.00	0.95
Reach-1	24896	500_year_Existin	44000.00	6111.50	6127.78	6127.78	6134.31	0.006624	21.62	2747.11	243.63	0.96
Reach-1	24464	2_year_Existing	2300.00	6107.50	6112.38	6110.37	6112.61	0.002217	3.84	599.34	224.69	0.41
Reach-1	24464	5_year_Existing	7000.00	6107.50	6115.24	6112.80	6115.73	0.001838	5.63	1270.86	240.69	0.42
Reach-1	24464	10_year_Existing	11000.00	6107.50	6117.01	6113.94	6117.70	0.001785	6.67	1701.85	246.66	0.44
Reach-1	24464	25_year_Existing	20000.00	6107.50	6120.40	6115.96	6121.43	0.001635	8.23	2553.89	257.23	0.44
Reach-1	24464	50_year_Existing	26000.00	6107.50	6122.33	6117.17	6123.57	0.001576	9.03	3056.00	262.59	0.45
Reach-1	24464	100_year_Existin	31000.00	6107.50	6123.88	6118.09	6125.27	0.001512	9.56	3467.57	266.70	0.45
Reach-1	24464	500_year_Existin	44000.00	6107.50	6127.67	6120.23	6129.38	0.001366	10.64	4513.97	298.40	0.44
Reach-1	23980	2_year_Existing	2300.00	6105.50	6108.83	6108.83	6110.04	0.022315	9.04	285.41	130.91	0.92
Reach-1	23980	5_year_Existing	7000.00	6105.50	6111.46	6111.46	6113.46	0.020099	12.36	692.76	171.07	0.95
Reach-1	23980	10_year_Existing	11000.00	6105.50	6113.32		6115.59	0.016100	13.36	1022.89	181.28	0.89

HEC-RAS Plan: LMC Existing River: Monument Creek Reach: Reach-1 (Continued)

Reach	River Sta	Profile	Q Total	Min Ch El	W.S. Elev	Crit W.S.	E.G. Elev	E.G. Slope	Vel Chnl	Flow Area	Top Width	Froude # Chl
			(cfs)	(ft)	(ft)	(ft)	(ft)	(ft/ft)	(ft/s)	(sq ft)	(ft)	
Reach-1	23980	25_year_Existing	20000.00	6105.50	6116.32		6119.46	0.014221	15.94	1582.64	191.34	0.89
Reach-1	23980	50_year_Existing	26000.00	6105.50	6118.07		6121.65	0.013278	17.15	1923.41	198.74	0.88
Reach-1	23980	100_year_Existin	31000.00	6105.50	6119.95		6123.50	0.010947	17.20	2304.69	206.80	0.82
Reach-1	23980	500_year_Existin	44000.00	6105.50	6124.05		6127.83	0.008416	17.97	3188.21	226.84	0.75
Reach-1	23542	2_year_Existing	2300.00	6101.50	6106.00	6104.56	6106.51	0.002355	5.74	400.55	107.15	0.52
Reach-1	23542	5_year_Existing	7000.00	6101.50	6108.99	6107.41	6110.34	0.003157	9.38	797.42	189.52	0.66
Reach-1	23542	10_year_Existing	11000.00	6101.50	6110.41	6109.29	6112.52	0.003812	11.80	1097.09	223.22	0.75
Reach-1	23542	25_year_Existing	20000.00	6101.50	6113.97		6116.77	0.003212	13.94	1923.33	241.47	0.73
Reach-1	23542	50_year_Existing	26000.00	6101.50	6115.53		6118.99	0.003391	15.62	2307.49	249.50	0.77
Reach-1	23542	100_year_Existin	31000.00	6101.50	6118.44		6121.44	0.002300	14.74	3056.04	264.84	0.65
Reach-1	23542	500_year_Existin	44000.00	6101.50	6122.99		6126.16	0.001813	15.50	4636.31	503.75	0.61
Reach-1	23055	2_year_Existing	2300.00	6099.50	6102.91	6102.91	6104.15	0.013479	8.96	256.61	104.08	1.01
Reach-1	23055	5_year_Existing	7000.00	6099.50	6105.53	6105.53	6107.67	0.010854	11.77	606.08	150.77	0.99
Reach-1	23055	10_year_Existing	11000.00	6099.50	6107.52	6107.04	6109.96	0.007524	12.59	919.93	163.77	0.88
Reach-1	23055	25_year_Existing	20000.00	6099.50	6112.86		6115.05	0.003093	12.11	1867.44	190.23	0.62
Reach-1	23055	50_year_Existing	26000.00	6099.50	6114.20		6117.13	0.003594	14.04	2127.24	202.02	0.69
Reach-1	23055	100_year_Existin	31000.00	6099.50	6117.72		6120.18	0.002223	12.95	2884.12	224.27	0.56
Reach-1	23055	500_year_Existin	44000.00	6099.50	6122.51		6125.13	0.001760	13.65	4673.75	485.31	0.52
Reach-1	22562	2_year_Existing	2400.00	6093.50	6099.27	6096.67	6099.65	0.001617	4.95	485.28	94.14	0.38
Reach-1	22562	5_year_Existing	7400.00	6093.50	6104.19	6099.89	6105.01	0.001526	7.42	1173.33	159.74	0.41
Reach-1	22562	10_year_Existing	12000.00	6093.50	6106.85		6108.09	0.001725	9.24	1605.31	165.27	0.46
Reach-1	22562	25_year_Existing	22000.00	6093.50	6111.98		6113.86	0.001720	11.59	2480.45	176.21	0.48
Reach-1	22562	50_year_Existing	28000.00	6093.50	6112.99		6115.67	0.002287	13.86	2663.44	187.59	0.56
Reach-1	22562	100_year_Existin	34000.00	6093.50	6116.72		6119.21	0.001724	13.58	3741.49	403.42	0.50
Reach-1	22562	500_year_Existin	49000.00	6093.50	6121.81		6124.30	0.001561	14.74	6342.30	708.97	0.50
Reach-1	22440	2_year_Existing	2400.00	6092.26	6096.75	6096.45	6099.31	0.003632	6.02	405.63	80.95	0.45
Reach-1	22440	5_year_Existing	7400.00	6092.26	6103.40	6100.28	6104.61	0.003799	9.24	1082.81	189.49	0.51
Reach-1	22440	10_year_Existing	12000.00	6092.26	6106.14	6103.21	6107.70	0.003808	10.85	1612.13	212.06	0.53
Reach-1	22440	25_year_Existing	22000.00	6092.26	6111.81	6106.87	6113.49	0.002861	11.99	3035.79	480.46	0.49
Reach-1	22440	50_year_Existing	28000.00	6092.26	6112.95	6108.41	6115.02	0.003444	13.69	3802.54	523.84	0.54
Reach-1	22440	100_year_Existin	34000.00	6092.26	6117.10	6110.32	6118.39	0.001917	11.60	6343.78	736.81	0.42
Reach-1	22440	500_year_Existin	49000.00	6092.26	6122.28	6114.33	6123.27	0.001356	11.12	10543.89	909.34	0.36
Reach-1	22399		Bridge									
Reach-1	22362	2_year_Existing	2400.00	6091.61	6097.64	6095.79	6098.31	0.002923	6.58	389.27	77.57	0.51
Reach-1	22362	5_year_Existing	7400.00	6091.61	6102.12	6099.64	6103.63	0.003019	10.15	944.37	186.05	0.58
Reach-1	22362	10_year_Existing	12000.00	6091.61	6104.80	6102.56	6106.74	0.002998	11.93	1467.21	206.03	0.60
Reach-1	22362	25_year_Existing	22000.00	6091.61	6109.53	6106.27	6112.02	0.002726	14.15	2540.51	246.91	0.61
Reach-1	22362	50_year_Existing	28000.00	6091.61	6112.34	6108.11	6114.70	0.002277	14.33	3742.67	526.46	0.57
Reach-1	22362	100_year_Existin	34000.00	6091.61	6115.27	6109.64	6117.21	0.001713	13.63	5483.90	714.92	0.50
Reach-1	22362	500_year_Existin	49000.00	6091.61	6120.02	6114.20	6121.57	0.001275	13.34	9448.37	898.86	0.45
Reach-1	22142	2_year_Existing	2400.00	6091.50	6095.47	6095.26	6096.97	0.010405	9.81	244.76	69.32	0.92
Reach-1	22142	5_year_Existing	7400.00	6091.50	6099.32	6099.32	6102.18	0.008394	13.71	613.58	147.19	0.92
Reach-1	22142	10_year_Existing	12000.00	6091.50	6101.65	6101.65	6105.25	0.007567	15.78	974.23	162.11	0.91
Reach-1	22142	25_year_Existing	22000.00	6091.50	6105.38	6105.38	6110.35	0.007131	19.18	1609.91	179.12	0.94
Reach-1	22142	50_year_Existing	28000.00	6091.50	6107.25	6107.25	6112.90	0.006966	20.72	1952.15	187.65	0.95
Reach-1	22142	100_year_Existin	34000.00	6091.50	6108.87	6108.87	6115.21	0.006938	22.16	2263.94	195.76	0.96
Reach-1	22142	500_year_Existin	49000.00	6091.50	6114.99	6114.99	6120.05	0.004038	20.86	4612.98	757.10	0.77
Reach-1	21906	2_year_Existing	2400.00	6089.50	6094.67		6095.40	0.003551	6.86	350.68	77.63	0.56
Reach-1	21906	5_year_Existing	7400.00	6089.50	6097.85	6096.85	6100.10	0.005616	12.19	700.31	162.79	0.77
Reach-1	21906	10_year_Existing	12000.00	6089.50	6099.57	6099.56	6103.08	0.006934	15.49	1002.83	185.05	0.89
Reach-1	21906	25_year_Existing	22000.00	6089.50	6101.96	6103.26	6108.26	0.009771	21.37	1459.84	198.64	1.09
Reach-1	21906	50_year_Existing	28000.00	6089.50	6103.43	6105.00	6110.78	0.010024	23.41	1758.84	206.39	1.13
Reach-1	21906	100_year_Existin	34000.00	6089.50	6104.76	6106.80	6113.05	0.010218	25.17	2036.61	213.49	1.16
Reach-1	21906	500_year_Existin	49000.00	6089.50	6107.63	6112.25	6118.06	0.010574	28.85	2681.07	242.27	1.22
Reach-1	21500	2_year_Existing	2400.00	6088.69	6092.23	6091.89	6093.21	0.008902	7.96	303.03	114.21	0.84
Reach-1	21500	5_year_Existing	7400.00	6088.69	6094.74	6094.74	6097.16	0.009593	12.64	639.27	147.49	0.97
Reach-1	21500	10_year_Existing	12000.00	6088.69	6096.63	6096.63	6099.84	0.008710	14.74	929.27	158.81	0.97
Reach-1	21500	25_year_Existing	22000.00	6088.69	6099.61	6099.90	6104.52	0.008634	18.49	1426.40	174.40	1.02
Reach-1	21500	50_year_Existing	28000.00	6088.69	6101.47	6101.65	6106.88	0.007724	19.55	1759.28	184.77	0.99
Reach-1	21500	100_year_Existin	34000.00	6088.69	6102.99	6103.12	6109.02	0.007437	20.77	2049.01	195.60	0.99
Reach-1	21500	500_year_Existin	49000.00	6088.69	6105.82	6108.21	6113.62	0.007721	24.01	2789.06	405.93	1.04
Reach-1	21000	2_year_Existing	2400.00	6083.85	6086.69	6086.69	6087.64	0.014337	7.79	310.03	173.44	1.00
Reach-1	21000	5_year_Existing	7400.00	6083.85	6088.21	6088.82	6090.73	0.018073	12.93	601.86	211.68	1.23
Reach-1	21000	10_year_Existing	12000.00	6083.85	6088.97	6090.18	6093.08	0.022984	16.66	767.51	224.45	1.44
Reach-1	21000	25_year_Existing	22000.00	6083.85	6095.29	6092.45	6096.73	0.002568	10.30	2427.22	294.18	0.56
Reach-1	21000	50_year_Existing	28000.00	6083.85	6097.81	6093.56	6099.20	0.001879	10.18	3202.05	318.48	0.50
Reach-1	21000	100_year_Existin	34000.00	6083.85	6100.01	6094.63	6101.40	0.001562	10.30	3924.91	338.48	0.47
Reach-1	21000	500_year_Existin	49000.00	6083.85	6105.02	6096.95	6106.41	0.001136	10.61	5901.62	486.71	0.42
Reach-1	20521	2_year_Existing	2400.00	6079.50	6083.83	6082.08	6084.13	0.002029	4.39	546.66	155.98	0.41
Reach-1	20521	5_year_Existing	7400.00	6079.50	6087.17	6084.45	6087.90	0.002049	6.84	1100.26	173.69	0.46

HEC-RAS Plan: LMC Existing River: Monument Creek Reach: Reach-1 (Continued)

Reach	River Sta	Profile	Q Total	Min Ch El	W.S. Elev	Crit W.S.	E.G. Elev	E.G. Slope	Vel Chnl	Flow Area	Top Width	Froude # Chl
			(cfs)	(ft)	(ft)	(ft)	(ft)	(ft/ft)	(ft/s)	(sq ft)	(ft)	
Reach-1	20521	10_year_Existing	12000.00	6079.50	6089.73	6086.00	6090.72	0.001829	8.00	1559.44	185.36	0.46
Reach-1	20521	25_year_Existing	22000.00	6079.50	6094.36		6095.78	0.001563	9.68	2485.89	206.29	0.46
Reach-1	20521	50_year_Existing	28000.00	6079.50	6096.73		6098.37	0.001477	10.45	2967.31	216.89	0.46
Reach-1	20521	100_year_Existin	34000.00	6079.50	6098.75		6100.63	0.001453	11.20	3415.87	226.28	0.46
Reach-1	20521	500_year_Existin	49000.00	6079.50	6103.36		6105.72	0.001376	12.65	4644.09	360.12	0.47
Reach-1	20037	2_year_Existing	2400.00	6077.50	6080.68	6080.68	6082.02	0.012828	9.29	261.21	107.94	1.00
Reach-1	20037	5_year_Existing	7400.00	6077.50	6084.59		6086.29	0.005337	10.77	622.45	161.01	0.74
Reach-1	20037	10_year_Existing	12000.00	6077.50	6087.50		6089.39	0.003790	11.60	1316.56	179.53	0.67
Reach-1	20037	25_year_Existing	22000.00	6077.50	6092.62		6094.75	0.002575	12.77	2603.30	358.72	0.59
Reach-1	20037	50_year_Existing	28000.00	6077.50	6095.63		6097.54	0.001915	12.49	3890.48	465.42	0.53
Reach-1	20037	100_year_Existin	34000.00	6077.50	6098.07		6099.87	0.001612	12.50	5050.01	484.24	0.49
Reach-1	20037	500_year_Existin	49000.00	6077.50	6103.18		6104.89	0.001250	12.81	7605.54	517.42	0.45
Reach-1	19599	2_year_Existing	2400.00	6073.59	6079.42	6077.31	6079.84	0.001799	5.46	573.33	154.65	0.42
Reach-1	19599	5_year_Existing	7400.00	6073.59	6083.94		6084.79	0.001763	8.14	1326.41	182.44	0.46
Reach-1	19599	10_year_Existing	12000.00	6073.59	6086.97		6088.09	0.001698	9.55	1977.87	259.54	0.47
Reach-1	19599	25_year_Existing	22000.00	6073.59	6092.42		6093.70	0.001361	10.82	3839.41	386.25	0.45
Reach-1	19599	50_year_Existing	28000.00	6073.59	6095.46		6096.70	0.001148	11.01	5046.97	409.55	0.42
Reach-1	19599	100_year_Existin	34000.00	6073.59	6097.86		6099.14	0.001076	11.44	6048.37	424.96	0.41
Reach-1	19599	500_year_Existin	49000.00	6073.59	6102.90		6104.32	0.000988	12.46	8301.80	468.67	0.41
Reach-1	19490	2_year_Existing	2400.00	6071.60	6079.32	6076.05	6079.64	0.001066	4.70	608.79	139.49	0.33
Reach-1	19490	5_year_Existing	7400.00	6071.60	6083.78	6079.70	6084.60	0.001450	7.75	1294.50	165.54	0.42
Reach-1	19490	10_year_Existing	12000.00	6071.60	6086.71	6081.90	6087.89	0.001571	9.48	1799.88	179.26	0.45
Reach-1	19490	25_year_Existing	22000.00	6071.60	6091.48	6085.58	6093.35	0.001743	12.19	2730.70	220.26	0.50
Reach-1	19490	50_year_Existing	28000.00	6071.60	6094.18	6087.43	6096.29	0.001685	13.13	3351.01	236.92	0.50
Reach-1	19490	100_year_Existin	34000.00	6071.60	6096.23	6089.12	6098.65	0.001746	14.21	3846.90	246.80	0.52
Reach-1	19490	500_year_Existin	49000.00	6071.60	6100.42	6093.08	6103.63	0.001919	16.65	4908.93	266.78	0.56
Reach-1	19433		Bridge									
Reach-1	19373	2_year_Existing	2400.00	6072.73	6077.97	6077.17	6078.99	0.008132	8.10	296.82	90.65	0.73
Reach-1	19373	5_year_Existing	7400.00	6072.73	6081.33	6080.84	6083.60	0.008383	12.46	696.26	128.12	0.82
Reach-1	19373	10_year_Existing	12000.00	6072.73	6084.54	6083.01	6086.96	0.005711	13.18	1128.12	140.67	0.72
Reach-1	19373	25_year_Existing	22000.00	6072.73	6088.38	6086.74	6092.13	0.006071	16.74	1696.98	155.68	0.78
Reach-1	19373	50_year_Existing	28000.00	6072.73	6091.55	6088.64	6095.23	0.004675	16.80	2218.08	180.64	0.71
Reach-1	19373	100_year_Existin	34000.00	6072.73	6093.30	6090.36	6097.50	0.004795	18.13	2548.04	198.88	0.73
Reach-1	19373	500_year_Existin	49000.00	6072.73	6096.62	6094.64	6102.18	0.005329	21.26	3261.68	224.90	0.79
Reach-1	19156	2_year_Existing	2400.00	6070.74	6074.73	6074.73	6076.39	0.016044	10.34	232.13	69.89	1.00
Reach-1	19156	5_year_Existing	7400.00	6070.74	6079.00	6078.55	6081.50	0.010525	12.69	584.03	96.29	0.89
Reach-1	19156	10_year_Existing	12000.00	6070.74	6083.72	6080.91	6085.70	0.004094	11.39	1113.29	130.87	0.61
Reach-1	19156	25_year_Existing	22000.00	6070.74	6087.55	6085.15	6090.70	0.004525	14.66	1732.42	199.69	0.68
Reach-1	19156	50_year_Existing	28000.00	6070.74	6091.13	6087.19	6093.99	0.003192	14.25	2366.54	256.45	0.59
Reach-1	19156	100_year_Existin	34000.00	6070.74	6092.89	6088.90	6096.19	0.003316	15.44	2685.69	264.37	0.61
Reach-1	19156	500_year_Existin	49000.00	6070.74	6096.09	6092.38	6100.74	0.003922	18.54	3279.42	276.04	0.68
Reach-1	18926	2_year_Existing	2400.00	6067.50	6073.93	6071.61	6074.60	0.002693	6.56	365.66	66.29	0.49
Reach-1	18926	5_year_Existing	7400.00	6067.50	6077.96		6079.94	0.003978	11.39	703.74	104.03	0.65
Reach-1	18926	10_year_Existing	12000.00	6067.50	6083.33		6084.97	0.001951	10.77	1402.28	152.04	0.49
Reach-1	18926	25_year_Existing	22000.00	6067.50	6086.90		6089.83	0.002779	14.84	1972.84	167.90	0.61
Reach-1	18926	50_year_Existing	28000.00	6067.50	6090.60		6093.36	0.002156	14.77	2625.83	185.14	0.55
Reach-1	18926	100_year_Existin	34000.00	6067.50	6092.25		6095.54	0.002375	16.27	2938.50	192.31	0.59
Reach-1	18926	500_year_Existin	49000.00	6067.50	6094.87		6099.88	0.003233	20.35	3459.13	207.40	0.70
Reach-1	18818	2_year_Existing	2400.00	6066.85	6071.49	6071.05	6072.71	0.022833	8.87	270.62	82.21	0.86
Reach-1	18818	5_year_Existing	7400.00	6066.85	6076.47		6078.03	0.009156	10.07	754.57	104.95	0.63
Reach-1	18818	10_year_Existing	12000.00	6066.85	6082.97		6084.07	0.003002	8.60	1490.98	121.69	0.40
Reach-1	18818	25_year_Existing	22000.00	6066.85	6086.25		6088.53	0.004822	12.49	1947.67	161.74	0.52
Reach-1	18818	50_year_Existing	28000.00	6066.85	6090.21		6092.33	0.003571	12.30	2651.57	190.25	0.47
Reach-1	18818	100_year_Existin	34000.00	6066.85	6091.88		6094.39	0.003903	13.51	2975.50	198.17	0.49
Reach-1	18818	500_year_Existin	49000.00	6066.85	6094.46		6098.27	0.005271	16.85	3508.51	223.74	0.58
Reach-1	18235	2_year_Existing	2400.00	6063.50	6069.08	6067.58	6069.74	0.003552	6.50	369.47	88.89	0.56
Reach-1	18235	5_year_Existing	7400.00	6063.50	6075.89	6070.98	6076.76	0.001325	7.54	1047.43	109.64	0.40
Reach-1	18235	10_year_Existing	12000.00	6063.50	6082.78	6073.30	6083.51	0.000614	7.09	2149.98	372.38	0.30
Reach-1	18235	25_year_Existing	22000.00	6063.50	6086.09	6077.48	6087.54	0.001031	10.29	2940.98	560.75	0.39
Reach-1	18235	50_year_Existing	28000.00	6063.50	6090.20	6079.63	6091.53	0.000795	10.17	4114.80	669.43	0.36
Reach-1	18235	100_year_Existin	34000.00	6063.50	6091.92	6082.72	6093.48	0.000882	11.19	4787.41	771.52	0.36
Reach-1	18235	500_year_Existin	49000.00	6063.50	6094.72	6086.49	6096.97	0.001175	13.79	6234.74	929.27	0.44
Reach-1	18089	2_year_Existing	2400.00	6060.47	6068.89	6065.21	6069.44	0.000982	6.07	433.97	65.64	0.38
Reach-1	18089	5_year_Existing	7400.00	6060.47	6074.90	6069.94	6076.38	0.001299	10.15	887.10	85.16	0.48
Reach-1	18089	10_year_Existing	12000.00	6060.47	6081.78	6073.17	6083.20	0.000779	10.26	1608.83	353.32	0.40
Reach-1	18089	25_year_Existing	22000.00	6060.47	6086.01	6079.11	6087.37	0.000773	11.56	4106.32	565.59	0.41
Reach-1	18089	50_year_Existing	28000.00	6060.47	6090.41	6084.13	6091.15	0.000421	9.51	6867.31	759.87	0.31
Reach-1	18089	100_year_Existin	34000.00	6060.47	6092.26	6085.63	6092.97	0.000409	9.76	8568.31	1063.58	0.31
Reach-1	18089	500_year_Existin	49000.00	6060.47	6095.38	6088.03	6096.12	0.000430	10.65	12064.48	1164.83	0.32
Reach-1	18044		Bridge									

HEC-RAS Plan: LMC Existing River: Monument Creek Reach: Reach-1 (Continued)

Reach	River Sta	Profile	Q Total	Min Ch El	W.S. Elev	Crit W.S.	E.G. Elev	E.G. Slope	Vel Chnl	Flow Area	Top Width	Froude # Chl
			(cfs)	(ft)	(ft)	(ft)	(ft)	(ft/ft)	(ft/s)	(sq ft)	(ft)	
Reach-1	17980	2_year_Existing	2400.00	6061.80	6066.56	6066.56	6068.60	0.010890	11.49	216.51	55.73	0.98
Reach-1	17980	5_year_Existing	7400.00	6061.80	6071.25	6071.25	6075.25	0.008286	16.38	512.06	70.29	0.96
Reach-1	17980	10_year_Existing	12000.00	6061.80	6074.48	6074.48	6079.75	0.007436	19.04	755.30	80.32	0.96
Reach-1	17980	25_year_Existing	22000.00	6061.80	6080.32	6080.32	6087.34	0.006162	22.48	1261.21	104.26	0.93
Reach-1	17980	50_year_Existing	28000.00	6061.80	6086.50	6086.50	6090.45	0.002727	18.20	3066.48	582.16	0.65
Reach-1	17980	100_year_Existin	34000.00	6061.80	6088.25	6088.25	6091.92	0.002566	18.49	4199.60	676.37	0.64
Reach-1	17980	500_year_Existin	49000.00	6061.80	6090.82	6090.82	6094.70	0.002781	20.50	6019.97	807.02	0.68
Reach-1	17747	2_year_Existing	2400.00	6059.05	6064.69	6062.58	6065.17	0.002299	5.52	435.21	97.31	0.46
Reach-1	17747	5_year_Existing	7400.00	6059.05	6071.55	6065.89	6072.21	0.000989	6.54	1206.36	126.97	0.35
Reach-1	17747	10_year_Existing	12000.00	6059.05	6075.17	6068.08	6076.12	0.000993	7.91	1700.58	171.03	0.36
Reach-1	17747	25_year_Existing	22000.00	6059.05	6080.89	6071.85	6082.17	0.000942	9.59	3631.24	523.36	0.37
Reach-1	17747	50_year_Existing	28000.00	6059.05	6083.17	6073.82	6084.53	0.000927	10.21	4996.00	645.82	0.38
Reach-1	17747	100_year_Existin	34000.00	6059.05	6085.00	6076.03	6086.40	0.000925	10.73	6210.47	685.56	0.38
Reach-1	17747	500_year_Existin	49000.00	6059.05	6088.29	6081.58	6089.91	0.001005	12.16	8580.81	860.03	0.41
Reach-1	17325	2_year_Existing	2400.00	6057.50	6063.88		6064.30	0.001810	5.35	448.98	85.52	0.41
Reach-1	17325	5_year_Existing	7400.00	6057.50	6071.18		6071.82	0.000858	6.54	1286.48	146.14	0.33
Reach-1	17325	10_year_Existing	12000.00	6057.50	6074.80		6075.71	0.000892	7.90	1899.35	201.81	0.35
Reach-1	17325	25_year_Existing	22000.00	6057.50	6080.69		6081.75	0.000795	9.19	4272.69	547.92	0.35
Reach-1	17325	50_year_Existing	28000.00	6057.50	6082.99		6084.10	0.000787	9.77	5615.53	602.45	0.35
Reach-1	17325	100_year_Existin	34000.00	6057.50	6084.79		6085.97	0.000803	10.35	6856.78	878.02	0.36
Reach-1	17325	500_year_Existin	49000.00	6057.50	6088.11		6089.43	0.000863	11.62	10091.87	1070.03	0.38
Reach-1	16914	2_year_Existing	2400.00	6056.70	6062.87		6063.42	0.002478	5.98	402.58	81.78	0.47
Reach-1	16914	5_year_Existing	7400.00	6056.70	6070.78		6071.45	0.000890	6.72	1271.02	150.93	0.33
Reach-1	16914	10_year_Existing	12000.00	6056.70	6074.36		6075.32	0.000942	8.16	1838.50	164.43	0.36
Reach-1	16914	25_year_Existing	22000.00	6056.70	6079.77		6081.32	0.001086	10.61	2861.21	282.73	0.40
Reach-1	16914	50_year_Existing	28000.00	6056.70	6081.68		6083.61	0.001260	12.08	3510.35	461.15	0.44
Reach-1	16914	100_year_Existin	34000.00	6056.70	6083.26		6085.45	0.001360	13.12	5005.20	1082.04	0.46
Reach-1	16914	500_year_Existin	49000.00	6056.70	6087.02		6088.95	0.001206	13.55	9631.16	1354.96	0.44
Reach-1	16723	2_year_Existing	2400.00	6052.70	6062.90	6057.97	6063.10	0.000380	4.20	1045.21	182.87	0.24
Reach-1	16723	5_year_Existing	7400.00	6052.70	6070.91	6061.86	6071.16	0.000265	5.25	3546.95	511.68	0.22
Reach-1	16723	10_year_Existing	12000.00	6052.70	6074.61	6064.19	6074.90	0.000271	6.03	5591.33	570.74	0.23
Reach-1	16723	25_year_Existing	22000.00	6052.70	6080.28	6068.32	6080.63	0.000283	7.20	9469.66	1216.24	0.24
Reach-1	16723	50_year_Existing	28000.00	6052.70	6082.35	6070.26	6082.72	0.000302	7.62	12191.46	1445.79	0.26
Reach-1	16723	100_year_Existin	34000.00	6052.70	6084.05	6071.78	6084.44	0.000314	8.26	14700.18	1483.19	0.26
Reach-1	16723	500_year_Existin	49000.00	6052.70	6087.68	6074.53	6088.07	0.000325	9.07	20180.95	1543.77	0.27
Reach-1	16672		Bridge									
Reach-1	16622	2_year_Existing	2400.00	6052.06	6058.50	6057.31	6059.78	0.004760	9.15	302.88	77.66	0.67
Reach-1	16622	5_year_Existing	7400.00	6052.06	6062.12	6062.12	6065.66	0.007620	15.96	653.10	107.76	0.91
Reach-1	16622	10_year_Existing	12000.00	6052.06	6065.09	6065.09	6069.56	0.007115	18.49	1011.29	138.61	0.92
Reach-1	16622	25_year_Existing	22000.00	6052.06	6070.52	6070.52	6075.24	0.005326	20.37	2178.70	308.54	0.85
Reach-1	16622	50_year_Existing	28000.00	6052.06	6072.87	6072.87	6077.50	0.004803	21.00	3050.67	407.49	0.82
Reach-1	16622	100_year_Existin	34000.00	6052.06	6074.52	6074.52	6079.34	0.004769	22.10	3728.80	415.40	0.83
Reach-1	16622	500_year_Existin	49000.00	6052.06	6079.73	6077.66	6083.53	0.003367	21.36	6216.02	641.87	0.72
Reach-1	16387	2_year_Existing	2400.00	6053.95	6057.04	6056.86	6058.10	0.009855	8.32	312.88	159.73	0.88
Reach-1	16387	5_year_Existing	7400.00	6053.95	6058.31	6059.61	6062.51	0.024572	16.89	563.55	229.97	1.48
Reach-1	16387	10_year_Existing	12000.00	6053.95	6059.16	6061.20	6065.83	0.031423	21.69	768.35	249.10	1.72
Reach-1	16387	25_year_Existing	22000.00	6053.95	6067.93	6063.87	6069.47	0.002241	11.47	3239.83	300.29	0.55
Reach-1	16387	50_year_Existing	28000.00	6053.95	6071.09	6065.23	6072.58	0.001697	11.46	4208.54	313.65	0.49
Reach-1	16387	100_year_Existin	34000.00	6053.95	6074.01	6066.44	6075.50	0.001398	11.57	5146.81	330.77	0.46
Reach-1	16387	500_year_Existin	49000.00	6053.95	6080.58		6081.92	0.000941	11.49	9382.33	1137.96	0.39
Reach-1	16098	2_year_Existing	2400.00	6052.66	6055.41		6055.81	0.005570	5.07	484.02	260.53	0.63
Reach-1	16098	5_year_Existing	7400.00	6052.66	6059.93	6056.53	6060.24	0.000958	4.59	1909.16	360.05	0.32
Reach-1	16098	10_year_Existing	12000.00	6052.66	6062.44	6057.69	6062.84	0.000812	5.26	2844.57	381.29	0.31
Reach-1	16098	25_year_Existing	22000.00	6052.66	6068.45		6068.89	0.000464	5.58	5256.70	421.83	0.25
Reach-1	16098	50_year_Existing	28000.00	6052.66	6071.81		6072.07	0.000386	5.78	6623.51	445.06	0.24
Reach-1	16098	100_year_Existin	34000.00	6052.66	6074.54		6075.02	0.000336	5.95	8136.03	614.91	0.23
Reach-1	16098	500_year_Existin	49000.00	6052.66	6081.06		6081.54	0.000251	6.15	14373.12	1261.08	0.21
Reach-1	15888	2_year_Existing	2400.00	6051.50	6055.27		6055.37	0.000782	2.56	941.67	304.73	0.25
Reach-1	15888	5_year_Existing	7400.00	6051.50	6059.92		6060.07	0.000358	3.16	2481.58	353.97	0.20
Reach-1	15888	10_year_Existing	12000.00	6051.50	6062.46		6062.68	0.000363	3.84	3404.77	372.78	0.21
Reach-1	15888	25_year_Existing	22000.00	6051.50	6068.49		6068.77	0.000254	4.37	5791.13	423.11	0.19
Reach-1	15888	50_year_Existing	28000.00	6051.50	6071.65		6071.96	0.000224	4.61	7178.27	452.60	0.18
Reach-1	15888	100_year_Existin	34000.00	6051.50	6074.59		6074.93	0.000203	4.82	8537.57	472.95	0.18
Reach-1	15888	500_year_Existin	49000.00	6051.50	6081.09		6081.46	0.000167	5.18	14149.96	1300.60	0.17
Reach-1	15755	2_year_Existing	2400.00	6048.18	6054.89	6052.63	6055.15	0.002571	4.35	685.77	262.38	0.34
Reach-1	15755	5_year_Existing	7400.00	6048.18	6059.28	6055.14	6059.85	0.002589	6.64	1417.88	345.41	0.38
Reach-1	15755	10_year_Existing	12000.00	6048.18	6061.40	6056.84	6062.35	0.003335	8.64	1772.48	379.49	0.45
Reach-1	15755	25_year_Existing	22000.00	6048.18	6067.01	6059.84	6068.37	0.002833	10.37	2710.38	537.99	0.44
Reach-1	15755	50_year_Existing	28000.00	6048.18	6069.94	6061.41	6071.51	0.002668	11.18	3200.18	611.76	0.44
Reach-1	15755	100_year_Existin	34000.00	6048.18	6072.66	6062.86	6074.43	0.002548	11.90	3654.07	677.43	0.44

HEC-RAS Plan: LMC Existing River: Monument Creek Reach: Reach-1 (Continued)

Reach	River Sta	Profile	Q Total	Min Ch El	W.S. Elev	Crit W.S.	E.G. Elev	E.G. Slope	Vel Chnl	Flow Area	Top Width	Froude # Chl
			(cfs)	(ft)	(ft)	(ft)	(ft)	(ft/ft)	(ft/s)	(sq ft)	(ft)	
Reach-1	15755	500_year_Existin	49000.00	6048.18	6080.92	6066.16	6081.40	0.000688	7.60	12580.53	1559.16	0.24
Reach-1	15687		Bridge									
Reach-1	15632	2_year_Existing	2400.00	6041.48	6048.24	6046.44	6048.73	0.004321	5.66	447.15	109.98	0.47
Reach-1	15632	5_year_Existing	7400.00	6041.48	6052.29	6049.57	6053.49	0.004514	8.93	929.34	128.24	0.54
Reach-1	15632	10_year_Existing	12000.00	6041.48	6054.83	6051.71	6056.61	0.004822	10.98	1268.23	139.66	0.58
Reach-1	15632	25_year_Existing	22000.00	6041.48	6058.97	6055.49	6061.89	0.005286	14.23	1851.24	158.33	0.64
Reach-1	15632	50_year_Existing	28000.00	6041.48	6060.94	6057.49	6064.53	0.005583	15.87	2129.03	167.21	0.68
Reach-1	15632	100_year_Existin	34000.00	6041.48	6062.67	6059.16	6066.95	0.005884	17.37	2373.06	175.01	0.70
Reach-1	15632	500_year_Existin	49000.00	6041.48	6066.48	6062.97	6072.41	0.006453	20.56	3052.30	192.20	0.76
Reach-1	15412	2_year_Existing	2400.00	6042.30	6047.29		6047.77	0.004431	5.55	432.50	105.74	0.48
Reach-1	15412	5_year_Existing	7400.00	6042.30	6051.38		6052.50	0.004127	8.50	897.58	121.36	0.52
Reach-1	15412	10_year_Existing	12000.00	6042.30	6053.86		6055.54	0.004412	10.48	1210.17	130.74	0.57
Reach-1	15412	25_year_Existing	22000.00	6042.30	6057.90		6060.71	0.004906	13.69	1768.40	145.76	0.63
Reach-1	15412	50_year_Existing	28000.00	6042.30	6059.82		6063.28	0.005165	15.24	2055.08	152.19	0.66
Reach-1	15412	100_year_Existin	34000.00	6042.30	6061.52		6065.61	0.005414	16.65	2317.88	157.85	0.69
Reach-1	15412	500_year_Existin	49000.00	6042.30	6065.36		6070.85	0.005738	19.46	2949.88	171.92	0.73
Reach-1	15000	2_year_Existing	2400.00	6039.50	6045.32		6045.79	0.005204	5.50	436.24	89.93	0.44
Reach-1	15000	5_year_Existing	7400.00	6039.50	6048.80		6050.19	0.007630	9.56	828.13	134.91	0.59
Reach-1	15000	10_year_Existing	12000.00	6039.50	6050.60	6048.94	6052.86	0.010008	12.34	1078.17	142.34	0.69
Reach-1	15000	25_year_Existing	22000.00	6039.50	6053.91		6057.64	0.011734	16.17	1570.47	154.21	0.78
Reach-1	15000	50_year_Existing	28000.00	6039.50	6055.86		6060.15	0.011458	17.51	1877.53	160.54	0.79
Reach-1	15000	100_year_Existin	34000.00	6039.50	6057.84		6062.50	0.010760	18.40	2201.34	166.95	0.78
Reach-1	15000	500_year_Existin	49000.00	6039.50	6062.62		6067.85	0.009005	19.62	3032.91	180.91	0.74
Reach-1	14500	2_year_Existing	2400.00	6037.50	6040.78	6040.56	6041.82	0.013121	8.18	293.43	109.54	0.88
Reach-1	14500	5_year_Existing	7400.00	6037.50	6043.83	6043.34	6045.76	0.009824	11.17	672.28	137.43	0.85
Reach-1	14500	10_year_Existing	12000.00	6037.50	6046.20	6045.18	6048.56	0.007418	12.41	1014.52	149.79	0.79
Reach-1	14500	25_year_Existing	22000.00	6037.50	6050.85	6048.43	6053.76	0.004941	13.88	1744.12	163.83	0.70
Reach-1	14500	50_year_Existing	28000.00	6037.50	6053.47	6050.11	6056.57	0.004122	14.42	2184.85	172.91	0.66
Reach-1	14500	100_year_Existin	34000.00	6037.50	6055.91	6051.70	6059.20	0.003607	14.91	2616.41	181.44	0.63
Reach-1	14500	500_year_Existin	49000.00	6037.50	6061.26	6055.16	6065.03	0.002944	16.11	3636.38	503.45	0.60
Reach-1	14000	2_year_Existing	2400.00	6031.50	6036.07		6036.98	0.007321	7.68	312.64	81.75	0.69
Reach-1	14000	5_year_Existing	7400.00	6031.50	6040.44		6042.17	0.005320	10.60	739.81	117.89	0.66
Reach-1	14000	10_year_Existing	12000.00	6031.50	6043.39		6045.63	0.004637	12.22	1118.69	138.59	0.65
Reach-1	14000	25_year_Existing	22000.00	6031.50	6048.69		6051.62	0.003741	14.30	1941.82	167.14	0.63
Reach-1	14000	50_year_Existing	28000.00	6031.50	6051.51		6054.70	0.003373	15.11	2425.89	176.49	0.61
Reach-1	14000	100_year_Existin	34000.00	6031.50	6054.04		6057.49	0.003149	15.87	2882.34	184.86	0.60
Reach-1	14000	500_year_Existin	49000.00	6031.50	6059.41		6063.53	0.002885	17.62	3924.16	203.22	0.60
Reach-1	13500	2_year_Existing	2400.00	6027.50	6033.32		6034.12	0.004516	7.19	337.92	77.68	0.56
Reach-1	13500	5_year_Existing	7400.00	6027.50	6037.44		6039.48	0.005394	11.67	743.63	109.91	0.68
Reach-1	13500	10_year_Existing	12000.00	6027.50	6039.85		6042.90	0.006139	14.54	1018.43	118.27	0.75
Reach-1	13500	25_year_Existing	22000.00	6027.50	6043.54		6048.80	0.007591	19.44	1478.78	130.98	0.88
Reach-1	13500	50_year_Existing	28000.00	6027.50	6045.21		6051.83	0.008427	21.95	1702.82	136.63	0.94
Reach-1	13500	100_year_Existin	34000.00	6027.50	6047.01	6047.01	6054.63	0.008607	23.73	1953.99	142.75	0.97
Reach-1	13500	500_year_Existin	49000.00	6027.50	6051.49	6051.49	6060.75	0.008132	26.60	2629.61	159.57	0.97
Reach-1	13002	2_year_Existing	2400.00	6025.50	6031.46	6029.40	6032.04	0.003641	6.10	393.24	85.30	0.50
Reach-1	13002	5_year_Existing	7400.00	6025.50	6035.62	6033.18	6036.96	0.003985	9.35	831.36	126.14	0.58
Reach-1	13002	10_year_Existing	12000.00	6025.50	6038.12	6035.45	6040.08	0.004145	11.39	1174.60	146.75	0.61
Reach-1	13002	25_year_Existing	22000.00	6025.50	6042.25	6039.38	6045.34	0.004359	14.53	1808.81	283.22	0.67
Reach-1	13002	50_year_Existing	28000.00	6025.50	6044.28	6041.29	6047.98	0.004452	16.00	2625.07	538.52	0.69
Reach-1	13002	100_year_Existin	34000.00	6025.50	6046.10	6043.02	6050.37	0.004537	17.30	3623.62	561.62	0.71
Reach-1	13002	500_year_Existin	49000.00	6025.50	6049.31	6046.88	6055.35	0.005320	20.81	5539.81	631.90	0.78
Reach-1	12502	2_year_Existing	2400.00	6023.50	6029.23	6027.68	6029.96	0.004749	6.85	359.80	100.51	0.57
Reach-1	12502	5_year_Existing	7400.00	6023.50	6032.91	6031.45	6034.63	0.005366	10.86	825.03	138.55	0.67
Reach-1	12502	10_year_Existing	12000.00	6023.50	6035.35	6033.73	6037.69	0.005380	12.94	1175.28	148.05	0.70
Reach-1	12502	25_year_Existing	22000.00	6023.50	6039.24	6037.46	6042.82	0.005659	16.34	1776.19	160.43	0.76
Reach-1	12502	50_year_Existing	28000.00	6023.50	6041.22	6039.33	6045.42	0.005698	17.86	2100.02	166.59	0.78
Reach-1	12502	100_year_Existin	34000.00	6023.50	6043.06	6041.02	6047.79	0.005664	19.10	2411.68	173.14	0.79
Reach-1	12502	500_year_Existin	49000.00	6023.50	6048.55	6044.83	6052.50	0.003769	18.56	4909.96	546.70	0.67
Reach-1	12003	2_year_Existing	2400.00	6021.50	6025.84	6025.20	6026.80	0.008698	7.86	316.79	121.71	0.74
Reach-1	12003	5_year_Existing	7400.00	6021.50	6028.69	6028.40	6030.99	0.010056	12.51	692.35	136.26	0.88
Reach-1	12003	10_year_Existing	12000.00	6021.50	6030.45	6030.44	6033.87	0.011002	15.43	936.12	141.48	0.96
Reach-1	12003	25_year_Existing	22000.00	6021.50	6033.98	6033.98	6038.97	0.010158	18.92	1455.25	152.29	0.98
Reach-1	12003	50_year_Existing	28000.00	6021.50	6035.80	6035.80	6041.59	0.009833	20.52	1737.26	158.98	0.99
Reach-1	12003	100_year_Existin	34000.00	6021.50	6037.45	6037.45	6043.99	0.009593	21.91	2005.87	165.09	1.00
Reach-1	12003	500_year_Existin	49000.00	6021.50	6041.29	6041.29	6049.33	0.008892	24.56	2666.46	267.04	1.00
Reach-1	11556	2_year_Existing	2400.00	6016.39	6020.06	6020.06	6021.48	0.016904	9.56	251.16	89.54	1.01
Reach-1	11556	5_year_Existing	7400.00	6016.39	6023.24	6023.24	6025.98	0.012352	13.36	582.65	119.92	0.97
Reach-1	11556	10_year_Existing	12000.00	6016.39	6025.43	6025.43	6028.99	0.010776	15.41	862.31	132.93	0.96
Reach-1	11556	25_year_Existing	22000.00	6016.39	6028.66	6029.03	6034.20	0.010996	19.49	1309.31	143.39	1.02
Reach-1	11556	50_year_Existing	28000.00	6016.39	6030.31	6030.88	6036.67	0.010985	21.34	1550.57	148.72	1.05

HEC-RAS Plan: LMC Existing River: Monument Creek Reach: Reach-1 (Continued)

Reach	River Sta	Profile	Q Total	Min Ch El	W.S. Elev	Crit W.S.	E.G. Elev	E.G. Slope	Vel Chnl	Flow Area	Top Width	Froude # Chl
			(cfs)	(ft)	(ft)	(ft)	(ft)	(ft/ft)	(ft/s)	(sq ft)	(ft)	
Reach-1	11556	100_year_Existin	34000.00	6016.39	6031.83	6032.62	6039.33	0.010930	22.92	1780.21	153.63	1.06
Reach-1	11556	500_year_Existin	49000.00	6016.39	6035.14	6036.52	6044.78	0.010910	26.27	2305.97	165.23	1.10
Reach-1	11048	2_year_Existing	2400.00	6010.39	6015.06	6014.11	6015.93	0.007103	7.47	321.40	85.90	0.68
Reach-1	11048	5_year_Existing	7600.00	6010.39	6019.06	6017.67	6020.84	0.006608	10.65	717.30	115.14	0.72
Reach-1	11048	10_year_Existing	12000.00	6010.39	6021.28	6019.73	6023.71	0.006336	12.58	992.96	132.08	0.74
Reach-1	11048	25_year_Existing	23000.00	6010.39	6025.60	6023.78	6029.36	0.005944	15.83	1592.09	145.56	0.77
Reach-1	11048	50_year_Existing	29000.00	6010.39	6027.58	6025.62	6031.94	0.005793	17.14	1886.57	151.75	0.77
Reach-1	11048	100_year_Existin	36000.00	6010.39	6029.73	6027.57	6034.69	0.005584	18.38	2222.45	159.76	0.78
Reach-1	11048	500_year_Existin	52000.00	6010.39	6034.14	6031.52	6040.22	0.005186	20.59	2965.12	179.02	0.78
Reach-1	10593	2_year_Existing	2400.00	6007.50	6012.54		6013.35	0.004574	7.24	331.50	80.45	0.63
Reach-1	10593	5_year_Existing	7600.00	6007.50	6016.57		6018.33	0.004671	10.66	736.45	121.05	0.70
Reach-1	10593	10_year_Existing	12000.00	6007.50	6018.70		6021.21	0.004797	12.83	1006.09	132.20	0.74
Reach-1	10593	25_year_Existing	23000.00	6007.50	6022.95		6026.92	0.004757	16.39	1605.47	149.07	0.76
Reach-1	10593	50_year_Existing	29000.00	6007.50	6024.98		6029.57	0.004625	17.73	1915.57	156.48	0.79
Reach-1	10593	100_year_Existin	36000.00	6007.50	6027.31		6032.44	0.004349	18.86	2290.73	165.00	0.76
Reach-1	10593	500_year_Existin	52000.00	6007.50	6031.26		6037.97	0.004465	21.82	2974.23	194.15	0.82
Reach-1	10194	2_year_Existing	2400.00	6005.50	6011.10	6009.45	6011.74	0.003380	6.44	372.55	86.80	0.55
Reach-1	10194	5_year_Existing	7600.00	6005.50	6015.01	6013.14	6016.59	0.003626	10.14	789.13	125.80	0.64
Reach-1	10194	10_year_Existing	12000.00	6005.50	6016.92	6015.30	6019.35	0.004430	12.64	1040.17	135.69	0.72
Reach-1	10194	25_year_Existing	23000.00	6005.50	6020.32	6019.42	6024.61	0.005642	17.44	1522.52	148.70	0.85
Reach-1	10194	50_year_Existing	29000.00	6005.50	6021.89	6021.30	6027.39	0.006000	19.39	1760.69	154.73	0.89
Reach-1	10194	100_year_Existin	36000.00	6005.50	6023.31	6023.31	6030.15	0.006647	21.72	1984.96	160.19	0.96
Reach-1	10194	500_year_Existin	52000.00	6005.50	6027.46	6027.46	6035.74	0.006074	24.21	2684.15	501.23	0.95
Reach-1	9538	2_year_Existing	2400.00	6001.59	6005.31	6005.31	6006.90	0.025183	10.10	237.65	74.50	1.00
Reach-1	9538	5_year_Existing	7600.00	6001.59	6009.21	6009.21	6011.89	0.016761	13.33	649.59	158.47	0.91
Reach-1	9538	10_year_Existing	12000.00	6001.59	6011.38	6011.38	6014.49	0.014186	14.82	1028.17	182.53	0.88
Reach-1	9538	25_year_Existing	23000.00	6001.59	6015.19	6014.98	6019.37	0.012801	17.90	1758.70	196.53	0.89
Reach-1	9538	50_year_Existing	29000.00	6001.59	6019.69	6016.52	6022.58	0.006265	15.35	2682.07	211.90	0.65
Reach-1	9538	100_year_Existin	36000.00	6001.59	6021.79	6018.19	6024.16	0.009590	19.02	2688.38	212.01	0.81
Reach-1	9538	500_year_Existin	52000.00	6001.59	6021.79	6021.56	6028.62	0.012930	23.83	3136.01	319.41	0.96
Reach-1	9346	2_year_Existing	2400.00	5998.17	6005.06	6002.21	6005.43	0.001284	4.98	597.32	158.22	0.36
Reach-1	9346	5_year_Existing	7600.00	5998.17	6008.80	6005.92	6009.78	0.002022	8.63	1323.73	215.86	0.49
Reach-1	9346	10_year_Existing	12000.00	5998.17	6010.89	6008.08	6012.28	0.002340	10.57	1779.58	221.71	0.54
Reach-1	9346	25_year_Existing	23000.00	5998.17	6015.30	6011.58	6017.41	0.002493	13.47	2785.57	234.10	0.59
Reach-1	9346	50_year_Existing	29000.00	5998.17	6019.72	6013.14	6021.48	0.001576	12.58	3847.83	485.28	0.49
Reach-1	9346	100_year_Existin	36000.00	5998.17	6019.77	6014.78	6022.47	0.002407	15.57	3859.87	486.76	0.60
Reach-1	9346	500_year_Existin	52000.00	5998.17	6022.54	6018.10	6025.87	0.002760	18.13	6245.60	935.23	0.66
Reach-1	9293		Bridge									
Reach-1	9206	2_year_Existing	2400.00	5997.90	6004.49	6001.98	6004.91	0.001570	5.32	549.88	150.08	0.39
Reach-1	9206	5_year_Existing	7600.00	5997.90	6007.85	6005.65	6009.11	0.002779	9.64	1176.47	211.15	0.58
Reach-1	9206	10_year_Existing	12000.00	5997.90	6009.88	6007.81	6011.57	0.003391	12.04	1573.71	218.99	0.64
Reach-1	9206	25_year_Existing	23000.00	5997.90	6012.95	6011.43	6016.34	0.004554	16.62	2303.76	345.42	0.78
Reach-1	9206	50_year_Existing	29000.00	5997.90	6014.09	6012.94	6018.47	0.005393	19.05	2565.81	416.58	0.88
Reach-1	9206	100_year_Existin	36000.00	5997.90	6014.92	6014.78	6020.79	0.006807	22.16	2758.36	474.34	0.97
Reach-1	9206	500_year_Existin	52000.00	5997.90	6022.94	6018.22	6025.27	0.002071	16.00	8409.38	1076.82	0.57
Reach-1	9008	2_year_Existing	2400.00	5999.50	6002.68	6002.68	6004.01	0.009235	9.31	263.23	118.31	0.99
Reach-1	9008	5_year_Existing	7600.00	5999.50	6005.72	6005.72	6008.01	0.006333	12.69	808.39	205.68	0.93
Reach-1	9008	10_year_Existing	12000.00	5999.50	6007.41	6007.41	6010.37	0.006104	14.77	1166.36	217.20	0.95
Reach-1	9008	25_year_Existing	23000.00	5999.50	6010.67	6010.67	6015.02	0.005890	18.46	1897.18	231.16	0.99
Reach-1	9008	50_year_Existing	29000.00	5999.50	6012.17	6012.17	6017.17	0.005804	19.98	2247.98	237.79	1.01
Reach-1	9008	100_year_Existin	36000.00	5999.50	6013.79	6013.79	6019.46	0.005675	21.47	2640.50	246.93	1.02
Reach-1	9008	500_year_Existin	52000.00	5999.50	6018.82	6018.82	6023.91	0.003630	21.10	4837.16	804.24	0.86
Reach-1	8509	2_year_Existing	2400.00	5995.50	5999.87	5998.94	6000.50	0.004152	6.37	377.43	150.36	0.67
Reach-1	8509	5_year_Existing	7600.00	5995.50	6002.29	6001.73	6003.95	0.004979	10.52	820.71	194.83	0.81
Reach-1	8509	10_year_Existing	12000.00	5995.50	6003.71	6003.27	6006.12	0.005365	12.81	1102.87	202.65	0.87
Reach-1	8509	25_year_Existing	23000.00	5995.50	6004.95	6006.37	6010.97	0.010791	20.36	1359.45	208.05	1.27
Reach-1	8509	50_year_Existing	29000.00	5995.50	6006.11	6007.78	6013.14	0.010833	22.13	1602.02	211.87	1.29
Reach-1	8509	100_year_Existin	36000.00	5995.50	6007.35	6009.29	6015.46	0.010443	23.89	1867.96	215.98	1.31
Reach-1	8509	500_year_Existin	52000.00	5995.50	6009.84	6014.29	6020.43	0.010808	27.77	2375.23	230.39	1.38
Reach-1	8011	2_year_Existing	2400.00	5993.50	5998.31	5996.31	5997.40	0.009903	8.40	286.29	133.87	0.99
Reach-1	8011	5_year_Existing	7600.00	5993.50	5998.89	5998.89	6000.97	0.007090	11.78	729.40	193.32	0.95
Reach-1	8011	10_year_Existing	12000.00	5993.50	6000.46	6000.46	6003.17	0.006448	13.59	1040.58	201.13	0.95
Reach-1	8011	25_year_Existing	23000.00	5993.50	6003.49	6003.49	6007.55	0.005942	16.93	1669.72	214.05	0.98
Reach-1	8011	50_year_Existing	29000.00	5993.50	6004.92	6004.92	6009.58	0.005713	18.25	1979.30	219.78	0.98
Reach-1	8011	100_year_Existin	36000.00	5993.50	6006.43	6006.45	6012.18	0.003229	16.56	2777.71	371.02	0.77
Reach-1	8011	500_year_Existin	52000.00	5993.50	6009.66	6009.66	6016.09	0.005009	21.79	3074.49	394.41	0.97
Reach-1	7578	2_year_Existing	2400.00	5987.50	5994.67	5990.30	5994.80	0.000294	2.91	874.31	175.98	0.20
Reach-1	7578	5_year_Existing	7600.00	5987.50	5998.04	5993.06	5998.54	0.000667	5.81	1550.23	211.98	0.33
Reach-1	7578	10_year_Existing	12000.00	5987.50	5999.95	5994.86	6000.78	0.000880	7.52	1964.05	220.34	0.39
Reach-1	7578	25_year_Existing	23000.00	5987.50	6003.55	5998.26	6005.16	0.001241	10.68	2778.93	233.04	0.48

HEC-RAS Plan: LMC Existing River: Monument Creek Reach: Reach-1 (Continued)

Reach	River Sta	Profile	Q Total	Min Ch El	W.S. Elev	Crit W.S.	E.G. Elev	E.G. Slope	Vel Chnl	Flow Area	Top Width	Froude # Chl
			(cfs)	(ft)	(ft)	(ft)	(ft)	(ft/ft)	(ft/s)	(sq ft)	(ft)	
Reach-1	7578	50_year_Existing	29000.00	5987.50	6005.22	5999.82	6007.24	0.001360	11.99	3175.21	239.69	0.51
Reach-1	7578	100_year_Existin	36000.00	5987.50	6009.02		6010.90	0.001005	11.79	4514.28	673.51	0.46
Reach-1	7578	500_year_Existin	52000.00	5987.50	6010.51	6004.66	6013.65	0.001571	15.44	5573.19	760.01	0.58
Reach-1	7479	2_year_Existing	2400.00	5988.54	5994.40	5992.53	5994.70	0.001244	4.43	618.94	215.17	0.39
Reach-1	7479	5_year_Existing	7600.00	5988.54	5997.62	5995.13	5998.37	0.001553	7.29	1321.49	221.70	0.48
Reach-1	7479	10_year_Existing	12000.00	5988.54	5999.45	5996.58	6000.57	0.001748	8.88	1730.84	225.42	0.52
Reach-1	7479	25_year_Existing	23000.00	5988.54	6002.90	5999.55	6004.89	0.002077	12.13	2521.25	232.44	0.60
Reach-1	7479	50_year_Existing	29000.00	5988.54	6004.54	6000.92	6006.95	0.002152	13.40	2904.75	261.16	0.63
Reach-1	7479	100_year_Existin	36000.00	5988.54	6006.82	6002.27	6010.77	0.001273	12.28	4474.19	493.99	0.50
Reach-1	7479	500_year_Existin	52000.00	5988.54	6009.92	6005.45	6013.38	0.002124	16.49	4990.27	617.95	0.66
Reach-1	7451		Bridge									
Reach-1	7406	2_year_Existing	2400.00	5989.06	5993.05	5993.05	5994.15	0.009831	8.39	286.07	126.98	0.99
Reach-1	7406	5_year_Existing	7600.00	5989.06	5995.65	5995.65	5997.64	0.006867	11.61	778.19	216.72	0.93
Reach-1	7406	10_year_Existing	12000.00	5989.06	5997.13	5997.13	5999.74	0.006502	13.51	1098.90	219.80	0.95
Reach-1	7406	25_year_Existing	23000.00	5989.06	6000.04	6000.04	6003.97	0.006130	16.91	1747.12	225.84	0.98
Reach-1	7406	50_year_Existing	29000.00	5989.06	6001.38	6001.38	6005.96	0.006002	18.33	2053.48	228.65	1.00
Reach-1	7406	100_year_Existin	36000.00	5989.06	6002.84	6002.84	6008.09	0.005861	19.74	2388.49	231.67	1.00
Reach-1	7406	500_year_Existin	52000.00	5989.06	6006.46	6006.48	6012.37	0.004756	21.22	3499.59	437.88	0.95
Reach-1	7238	2_year_Existing	2400.00	5985.50	5988.28	5988.95	5990.67	0.045820	12.41	193.36	81.98	1.42
Reach-1	7238	5_year_Existing	7600.00	5985.50	5991.31	5992.45	5995.05	0.027745	15.62	515.38	144.67	1.25
Reach-1	7238	10_year_Existing	12000.00	5985.50	5993.06	5994.21	5997.27	0.022002	17.07	833.86	214.60	1.17
Reach-1	7238	25_year_Existing	23000.00	5985.50	5995.49	5997.13	6001.56	0.022755	21.40	1380.96	232.37	1.25
Reach-1	7238	50_year_Existing	29000.00	5985.50	5996.55	5998.44	6003.48	0.023043	23.19	1629.87	236.82	1.29
Reach-1	7238	100_year_Existin	36000.00	5985.50	5997.64	5999.79	6005.55	0.023487	25.07	1890.10	241.38	1.32
Reach-1	7238	500_year_Existin	52000.00	5985.50	5999.66	6002.54	6009.67	0.023755	28.45	2436.46	250.76	1.37
Reach-1	7000	2_year_Existing	2400.00	5983.50	5986.74	5986.18	5987.45	0.005076	6.80	352.77	131.22	0.73
Reach-1	7000	5_year_Existing	7600.00	5983.50	5990.03	5988.82	5991.27	0.003462	8.99	901.16	219.16	0.68
Reach-1	7000	10_year_Existing	12000.00	5983.50	5991.68	5990.47	5993.37	0.003388	10.61	1279.08	233.57	0.70
Reach-1	7000	25_year_Existing	23000.00	5983.50	5994.92	5993.35	5997.51	0.003261	13.37	2062.49	249.20	0.73
Reach-1	7000	50_year_Existing	29000.00	5983.50	5996.43	5994.67	5999.42	0.003188	14.48	2443.66	255.77	0.74
Reach-1	7000	100_year_Existin	36000.00	5983.50	5998.04	5996.07	6001.46	0.003125	15.50	2859.56	262.68	0.75
Reach-1	7000	500_year_Existin	52000.00	5983.50	6001.54	5998.89	6005.68	0.002848	17.38	3855.61	312.10	0.74
Reach-1	6500	2_year_Existing	2400.00	5979.50	5983.96		5984.77	0.005645	7.24	331.52	95.98	0.69
Reach-1	6500	5_year_Existing	7600.00	5979.50	5987.26		5988.99	0.005979	10.67	765.04	183.11	0.77
Reach-1	6500	10_year_Existing	12000.00	5979.50	5989.08		5991.21	0.005426	12.14	1108.47	194.64	0.77
Reach-1	6500	25_year_Existing	23000.00	5979.50	5992.69		5995.56	0.004587	14.41	1840.27	210.31	0.75
Reach-1	6500	50_year_Existing	29000.00	5979.50	5994.07		5997.46	0.004700	15.74	2134.68	216.19	0.76
Reach-1	6500	100_year_Existin	36000.00	5979.50	5995.28		5999.42	0.005119	17.45	2399.70	221.94	0.82
Reach-1	6500	500_year_Existin	52000.00	5979.50	5997.18	5997.18	6003.40	0.006546	21.49	2832.26	232.01	0.95
Reach-1	6037	2_year_Existing	2400.00	5977.50	5981.92		5982.52	0.004034	6.17	388.83	111.48	0.58
Reach-1	6037	5_year_Existing	7600.00	5977.50	5985.02		5986.49	0.004593	9.85	837.43	177.90	0.69
Reach-1	6037	10_year_Existing	12000.00	5977.50	5987.32		5989.03	0.003708	10.86	1282.61	203.42	0.65
Reach-1	6037	25_year_Existing	23000.00	5977.50	5991.19		5993.61	0.003382	13.26	2110.40	223.33	0.66
Reach-1	6037	50_year_Existing	29000.00	5977.50	5992.56	5990.38	5995.40	0.003591	14.65	2585.41	506.86	0.69
Reach-1	6037	100_year_Existin	36000.00	5977.50	5994.12		5997.14	0.003500	15.52	3396.86	537.24	0.70
Reach-1	6037	500_year_Existin	52000.00	5977.50	5996.65	5995.66	6000.18	0.003645	17.52	4909.78	679.92	0.73
Reach-1	5603	2_year_Existing	2400.00	5975.50	5980.47		5980.94	0.003150	5.48	439.15	133.29	0.51
Reach-1	5603	5_year_Existing	7600.00	5975.50	5982.96		5984.42	0.004983	9.84	854.96	191.89	0.71
Reach-1	5603	10_year_Existing	12000.00	5975.50	5986.40		5987.60	0.002387	9.21	1562.87	215.19	0.53
Reach-1	5603	25_year_Existing	23000.00	5975.50	5990.35		5992.20	0.002428	11.72	2442.82	230.06	0.56
Reach-1	5603	50_year_Existing	29000.00	5975.50	5991.88		5993.88	0.002631	13.00	3205.88	679.33	0.60
Reach-1	5603	100_year_Existin	36000.00	5975.50	5993.51		5995.64	0.002341	13.26	4606.51	869.42	0.57
Reach-1	5603	500_year_Existin	52000.00	5975.50	5997.00		5998.57	0.001646	12.63	9545.51	1587.18	0.50
Reach-1	5268	2_year_Existing	2400.00	5975.50	5977.99	5977.99	5978.91	0.014820	7.69	311.99	171.63	1.01
Reach-1	5268	5_year_Existing	7600.00	5975.50	5982.30		5983.06	0.002488	7.06	1122.64	200.59	0.50
Reach-1	5268	10_year_Existing	12000.00	5975.50	5986.25		5986.91	0.001128	6.63	1944.18	215.35	0.37
Reach-1	5268	25_year_Existing	23000.00	5975.50	5990.24		5991.42	0.001308	8.92	2879.68	442.66	0.42
Reach-1	5268	50_year_Existing	29000.00	5975.50	5991.56		5993.01	0.001464	10.03	3732.72	682.53	0.45
Reach-1	5268	100_year_Existin	36000.00	5975.50	5993.37		5994.88	0.001378	10.47	5335.50	1280.97	0.45
Reach-1	5268	500_year_Existin	52000.00	5975.50	5996.90		5998.01	0.000987	10.04	11041.76	1697.35	0.39
Reach-1	4824	2_year_Existing	2400.00	5969.50	5975.41	5973.00	5975.75	0.001556	4.71	537.35	154.02	0.38
Reach-1	4824	5_year_Existing	7600.00	5969.50	5982.07	5976.30	5982.45	0.000633	5.35	1844.18	364.42	0.28
Reach-1	4824	10_year_Existing	12000.00	5969.50	5986.07	5978.12	5986.51	0.000515	5.89	2751.61	483.24	0.26
Reach-1	4824	25_year_Existing	23000.00	5969.50	5990.37	5981.39	5990.87	0.000517	6.95	6048.22	1044.14	0.28
Reach-1	4824	50_year_Existing	29000.00	5969.50	5991.80	5982.87	5992.36	0.000572	7.66	7795.95	1400.62	0.29
Reach-1	4824	100_year_Existin	36000.00	5969.50	5993.67	5984.39	5994.21	0.000541	7.88	10669.81	1604.30	0.29
Reach-1	4824	500_year_Existin	52000.00	5969.50	5997.02	5987.59	5997.52	0.000499	8.29	16282.01	1749.68	0.28
Reach-1	4699	2_year_Existing	2400.00	5966.83	5975.40	5970.86	5975.54	0.000570	3.03	809.55	164.28	0.21
Reach-1	4699	5_year_Existing	7600.00	5966.83	5982.07	5973.84	5982.32	0.000439	4.25	2162.68	242.56	0.21
Reach-1	4699	10_year_Existing	12000.00	5966.83	5986.08	5975.80	5986.40	0.000405	4.86	3107.59	425.43	0.21

HEC-RAS Plan: LMC Existing River: Monument Creek Reach: Reach-1 (Continued)

Reach	River Sta	Profile	Q Total	Min Ch El	W.S. Elev	Crit W.S.	E.G. Elev	E.G. Slope	Vel Chnl	Flow Area	Top Width	Froude # Chl
			(cfs)	(ft)	(ft)	(ft)	(ft)	(ft/ft)	(ft/s)	(sq ft)	(ft)	
Reach-1	4699	25_year_Existing	23000.00	5966.83	5990.26	5979.48	5990.78	0.000564	6.64	5916.86	1275.88	0.25
Reach-1	4699	50_year_Existing	29000.00	5966.83	5991.65	5980.97	5992.27	0.000544	7.40	7789.84	1384.81	0.27
Reach-1	4699	100_year_Existin	36000.00	5966.83	5993.50	5982.48	5994.12	0.000632	7.73	10426.18	1455.00	0.27
Reach-1	4699	500_year_Existin	52000.00	5966.83	5996.82	5985.66	5997.43	0.000612	8.27	15541.06	1600.69	0.28
Reach-1	4664		Bridge									
Reach-1	4629	2_year_Existing	2400.00	5967.11	5975.33	5971.15	5975.49	0.000683	3.20	753.03	183.61	0.23
Reach-1	4629	5_year_Existing	7600.00	5967.11	5982.01	5974.08	5982.27	0.000486	4.31	2126.99	224.54	0.21
Reach-1	4629	10_year_Existing	12000.00	5967.11	5986.00	5976.13	5986.32	0.000417	4.87	3087.32	357.33	0.21
Reach-1	4629	25_year_Existing	23000.00	5967.11	5990.06	5979.75	5990.61	0.000608	6.79	5303.48	903.21	0.26
Reach-1	4629	50_year_Existing	29000.00	5967.11	5991.35	5981.18	5992.03	0.000719	7.69	6903.81	1391.54	0.29
Reach-1	4629	100_year_Existin	36000.00	5967.11	5993.30	5982.57	5993.96	0.000688	7.96	9715.15	1482.05	0.29
Reach-1	4629	500_year_Existin	52000.00	5967.11	5996.67	5985.80	5997.30	0.000647	8.42	14925.38	1581.81	0.28
Reach-1	4394	2_year_Existing	2400.00	5964.84	5975.23	5969.27	5975.36	0.000378	3.13	1061.48	184.81	0.18
Reach-1	4394	5_year_Existing	7600.00	5964.84	5981.91	5973.15	5982.16	0.000427	4.75	2418.01	237.59	0.21
Reach-1	4394	10_year_Existing	12000.00	5964.84	5985.87	5975.23	5986.21	0.000444	5.61	3247.17	268.60	0.22
Reach-1	4394	25_year_Existing	23000.00	5964.84	5989.85	5978.88	5990.45	0.000709	8.00	5621.30	1104.51	0.29
Reach-1	4394	50_year_Existing	29000.00	5964.84	5991.15	5980.43	5991.84	0.000827	8.95	7109.50	1236.41	0.31
Reach-1	4394	100_year_Existin	36000.00	5964.84	5993.14	5982.03	5993.78	0.000774	9.11	9931.98	1552.00	0.31
Reach-1	4394	500_year_Existin	52000.00	5964.84	5996.55	5985.16	5997.11	0.000692	9.32	15461.67	1659.76	0.30
Reach-1	4353		Bridge									
Reach-1	4303	2_year_Existing	2400.00	5964.49	5969.24	5970.54	5973.42	0.031285	16.40	146.37	54.99	1.77
Reach-1	4303	5_year_Existing	7600.00	5964.49	5972.74	5975.06	5979.59	0.020938	21.13	383.92	102.53	1.60
Reach-1	4303	10_year_Existing	12000.00	5964.49	5977.27	5977.27	5980.68	0.005237	15.86	1007.54	165.31	0.89
Reach-1	4303	25_year_Existing	23000.00	5964.49	5981.33	5981.33	5985.78	0.004791	19.07	1780.66	207.82	0.90
Reach-1	4303	50_year_Existing	29000.00	5964.49	5984.80	5983.00	5988.28	0.003010	17.53	2710.62	452.11	0.74
Reach-1	4303	100_year_Existin	36000.00	5964.49	5988.91	5985.75	5990.60	0.001401	13.77	6379.27	1372.47	0.52
Reach-1	4303	500_year_Existin	52000.00	5964.49	5996.22	5989.57	5996.58	0.000333	8.16	17964.25	1736.24	0.27
Reach-1	4105	2_year_Existing	2400.00	5963.90	5968.27	5967.71	5969.38	0.005438	8.36	288.25	85.13	0.79
Reach-1	4105	5_year_Existing	7600.00	5963.90	5969.69	5971.32	5975.08	0.017510	18.68	417.25	97.10	1.49
Reach-1	4105	10_year_Existing	12000.00	5963.90	5975.99	5973.56	5977.83	0.002180	11.47	1323.34	169.38	0.60
Reach-1	4105	25_year_Existing	23000.00	5963.90	5982.21	5977.47	5983.87	0.001292	11.86	3630.07	824.65	0.50
Reach-1	4105	50_year_Existing	29000.00	5963.90	5985.86		5986.74	0.000650	9.62	6847.27	944.00	0.37
Reach-1	4105	100_year_Existin	36000.00	5963.90	5989.35		5989.89	0.000395	8.25	10684.04	1258.91	0.29
Reach-1	4105	500_year_Existin	52000.00	5963.90	5996.22		5996.46	0.000179	6.54	20489.96	1583.35	0.21
Reach-1	3820	2_year_Existing	2400.00	5961.28	5968.02	5965.74	5968.49	0.001323	5.67	483.60	209.63	0.42
Reach-1	3820	5_year_Existing	7600.00	5961.28	5972.94	5969.45	5973.82	0.001236	8.28	1214.21	322.48	0.45
Reach-1	3820	10_year_Existing	12000.00	5961.28	5976.11	5971.63	5977.16	0.001099	9.29	1767.70	347.80	0.44
Reach-1	3820	25_year_Existing	23000.00	5961.28	5982.04	5975.31	5983.49	0.001004	11.27	2890.37	753.93	0.45
Reach-1	3820	50_year_Existing	29000.00	5961.28	5984.83	5976.95	5986.44	0.000956	12.01	3476.70	1108.93	0.45
Reach-1	3820	100_year_Existin	36000.00	5961.28	5987.99	5978.69	5989.62	0.000855	12.40	4484.49	1435.33	0.43
Reach-1	3820	500_year_Existin	52000.00	5961.28	5994.92	5982.16	5996.29	0.000592	12.09	7491.33	1785.19	0.37
Reach-1	3750		Bridge									
Reach-1	3653	2_year_Existing	2400.00	5961.63	5966.07	5966.07	5967.65	0.011425	10.13	248.09	210.06	0.96
Reach-1	3653	5_year_Existing	7600.00	5961.63	5969.84	5969.84	5972.67	0.008180	14.07	674.63	280.81	0.92
Reach-1	3653	10_year_Existing	12000.00	5961.63	5972.12	5972.12	5975.54	0.007236	15.89	1042.55	321.98	0.91
Reach-1	3653	25_year_Existing	23000.00	5961.63	5974.58	5976.04	5981.25	0.010918	22.77	1483.32	341.28	1.16
Reach-1	3653	50_year_Existing	29000.00	5961.63	5975.91	5977.79	5983.85	0.011566	25.15	1732.28	351.68	1.22
Reach-1	3653	100_year_Existin	36000.00	5961.63	5977.30	5979.63	5986.63	0.012146	27.54	2002.05	676.51	1.27
Reach-1	3653	500_year_Existin	52000.00	5961.63	5980.68	5983.36	5992.27	0.013019	32.02	2567.96	1140.72	1.35
Reach-1	2980	2_year_Existing	2400.00	5956.62	5961.49	5959.67	5961.68	0.003687	5.02	478.28	119.53	0.44
Reach-1	2980	5_year_Existing	7600.00	5956.62	5964.68	5962.63	5965.76	0.004938	8.46	964.05	162.20	0.56
Reach-1	2980	10_year_Existing	12000.00	5956.62	5966.48	5964.35	5968.10	0.005541	10.45	1262.37	168.16	0.62
Reach-1	2980	25_year_Existing	23000.00	5956.62	5969.93	5967.75	5972.76	0.006411	13.99	1858.31	177.78	0.70
Reach-1	2980	50_year_Existing	29000.00	5956.62	5971.76	5969.25	5975.05	0.006255	15.16	2188.67	183.23	0.71
Reach-1	2980	100_year_Existin	36000.00	5956.62	5973.20	5970.90	5977.28	0.006836	16.91	2457.63	625.67	0.75
Reach-1	2980	500_year_Existin	52000.00	5956.62	5976.41	5974.33	5981.94	0.007354	19.87	3089.25	1058.58	0.81
Reach-1	2633	2_year_Existing	2400.00	5955.50	5960.22	5958.53	5960.65	0.003376	5.27	455.69	144.52	0.52
Reach-1	2633	5_year_Existing	7600.00	5955.50	5963.23	5961.54	5964.29	0.003637	8.26	924.35	162.54	0.60
Reach-1	2633	10_year_Existing	12000.00	5955.50	5964.92	5963.08	5966.49	0.003686	10.10	1203.22	169.12	0.65
Reach-1	2633	25_year_Existing	23000.00	5955.50	5968.30	5966.18	5970.96	0.004054	13.20	1797.96	182.35	0.70
Reach-1	2633	50_year_Existing	29000.00	5955.50	5970.51	5967.66	5973.35	0.003411	13.68	2210.68	283.25	0.66
Reach-1	2633	100_year_Existin	36000.00	5955.50	5971.87	5969.20	5975.40	0.003735	15.29	2475.94	685.55	0.71
Reach-1	2633	500_year_Existin	52000.00	5955.50	5975.29	5972.40	5979.90	0.003721	17.58	3208.93	1000.57	0.73
Reach-1	2350	2_year_Existing	2400.00	5953.80	5957.56	5957.56	5958.89	0.012779	9.25	259.35	96.16	0.99
Reach-1	2350	5_year_Existing	7600.00	5953.80	5960.52	5960.52	5962.66	0.008743	12.28	783.79	199.55	0.92
Reach-1	2350	10_year_Existing	12000.00	5953.80	5962.44	5962.11	5964.94	0.007172	13.58	1174.37	207.60	0.88
Reach-1	2350	25_year_Existing	23000.00	5953.80	5966.21	5965.28	5969.53	0.005814	16.10	1985.79	221.66	0.85
Reach-1	2350	50_year_Existing	29000.00	5953.80	5969.55	5966.72	5972.35	0.003574	15.02	2744.72	439.94	0.70
Reach-1	2350	100_year_Existin	36000.00	5953.80	5970.61	5968.27	5974.26	0.004264	17.20	2995.37	874.06	0.77

HEC-RAS Plan: LMC Existing River: Monument Creek Reach: Reach-1 (Continued)

Reach	River Sta	Profile	Q Total	Min Ch El	W.S. Elev	Crit W.S.	E.G. Elev	E.G. Slope	Vel Chnl	Flow Area	Top Width	Froude # Chl
			(cfs)	(ft)	(ft)	(ft)	(ft)	(ft/ft)	(ft/s)	(sq ft)	(ft)	
Reach-1	2350	500_year_Existin	52000.00	5953.80	5974.11	5971.41	5978.77	0.004264	19.69	3940.50	1430.93	0.79
Reach-1	2117	2_year_Existing	2400.00	5951.36	5956.05	5954.40	5956.34	0.001370	4.39	591.99	216.59	0.40
Reach-1	2117	5_year_Existing	7600.00	5951.36	5959.95	5956.83	5960.53	0.001106	6.37	1516.65	244.34	0.41
Reach-1	2117	10_year_Existing	12000.00	5951.36	5962.89	5958.26	5963.59	0.000876	7.05	2259.20	259.57	0.38
Reach-1	2117	25_year_Existing	23000.00	5951.36	5966.74	5961.14	5968.02	0.001084	9.64	3283.34	273.04	0.45
Reach-1	2117	50_year_Existing	29000.00	5951.36	5969.94	5962.46	5971.24	0.000854	9.79	4178.05	1098.99	0.41
Reach-1	2117	100_year_Existin	36000.00	5951.36	5971.14	5963.92	5972.86	0.001046	11.31	4524.07	1345.01	0.46
Reach-1	2117	500_year_Existin	52000.00	5951.36	5974.86	5966.82	5977.11	0.001115	13.17	6542.88	2138.86	0.49
Reach-1	1946		Bridge									
Reach-1	1830	2_year_Existing	2400.00	5949.45	5952.57	5952.49	5953.49	0.008721	7.69	315.69	155.52	0.92
Reach-1	1830	5_year_Existing	7600.00	5949.45	5957.45	5954.87	5958.18	0.001501	7.04	1295.81	220.56	0.47
Reach-1	1830	10_year_Existing	12000.00	5949.45	5960.58	5956.35	5961.38	0.001043	7.49	2013.39	240.29	0.41
Reach-1	1830	25_year_Existing	23000.00	5949.45	5966.32	5959.29	5967.41	0.000802	8.86	3472.92	270.17	0.39
Reach-1	1830	50_year_Existing	29000.00	5949.45	5969.59	5960.69	5970.73	0.000661	9.11	4390.75	745.47	0.37
Reach-1	1830	100_year_Existin	36000.00	5949.45	5970.62	5962.19	5972.18	0.000848	10.69	4695.67	1050.28	0.42
Reach-1	1830	500_year_Existin	52000.00	5949.45	5973.19	5965.21	5975.65	0.001158	13.52	5524.88	1893.43	0.50
Reach-1	1316	2_year_Existing	2400.00	5944.33	5952.04	5948.38	5952.26	0.000699	3.77	638.93	135.23	0.30
Reach-1	1316	5_year_Existing	7600.00	5944.33	5957.08	5951.91	5957.59	0.000649	5.80	1424.84	170.29	0.32
Reach-1	1316	10_year_Existing	12000.00	5944.33	5960.22	5953.64	5960.92	0.000628	6.85	1975.35	180.23	0.33
Reach-1	1316	25_year_Existing	23000.00	5944.33	5965.83	5957.17	5967.01	0.000671	8.98	3036.56	863.17	0.37
Reach-1	1316	50_year_Existing	29000.00	5944.33	5969.05	5958.78	5970.35	0.000611	9.52	3775.51	999.41	0.36
Reach-1	1316	100_year_Existin	36000.00	5944.33	5969.80	5960.48	5971.66	0.000833	11.37	4046.63	1075.67	0.42
Reach-1	1316	500_year_Existin	52000.00	5944.33	5972.66	5963.99	5975.07	0.001000	13.47	7445.22	1989.19	0.47
Reach-1	1208	2_year_Existing	2400.00	5943.25	5951.77	5949.20	5952.13	0.001052	4.85	511.37	106.18	0.37
Reach-1	1208	5_year_Existing	7600.00	5943.25	5956.44	5952.45	5957.37	0.001210	7.91	1130.78	162.84	0.44
Reach-1	1208	10_year_Existing	12000.00	5943.25	5959.42	5954.60	5960.67	0.001182	9.30	1634.67	175.18	0.45
Reach-1	1208	25_year_Existing	23000.00	5943.25	5964.69	5958.82	5966.67	0.001253	12.02	2639.98	927.72	0.50
Reach-1	1208	50_year_Existing	29000.00	5943.25	5968.13	5960.66	5970.08	0.001021	12.17	3777.89	1393.78	0.46
Reach-1	1208	100_year_Existin	36000.00	5943.25	5968.29	5962.74	5971.22	0.001528	14.96	3674.89	1537.29	0.56
Reach-1	1208	500_year_Existin	52000.00	5943.25	5972.55	5967.83	5974.95	0.001196	14.90	9266.59	2352.56	0.51
Reach-1	1176		Bridge									
Reach-1	1142	2_year_Existing	2400.00	5944.20	5950.16	5950.16	5951.52	0.009221	9.36	257.03	92.67	0.98
Reach-1	1142	5_year_Existing	7600.00	5944.20	5952.90	5953.36	5956.30	0.009411	14.85	530.98	107.81	1.11
Reach-1	1142	10_year_Existing	12000.00	5944.20	5954.76	5955.57	5959.35	0.008734	17.36	747.26	125.71	1.12
Reach-1	1142	25_year_Existing	23000.00	5944.20	5959.79	5959.79	5964.91	0.005113	18.77	1534.63	172.80	0.94
Reach-1	1142	50_year_Existing	29000.00	5944.20	5961.63	5961.63	5967.46	0.004933	20.22	1859.56	180.42	0.94
Reach-1	1142	100_year_Existin	36000.00	5944.20	5963.66	5963.66	5970.14	0.004683	21.52	2240.79	197.06	0.94
Reach-1	1142	500_year_Existin	52000.00	5944.20	5971.14	5971.14	5974.90	0.001959	17.90	7009.60	2337.75	0.65
Reach-1	945	2_year_Existing	2400.00	5941.50	5944.80	5945.80	5948.23	0.021735	14.86	161.52	52.32	1.49
Reach-1	945	5_year_Existing	7600.00	5941.50	5948.84	5950.19	5953.58	0.015115	17.48	439.94	100.23	1.36
Reach-1	945	10_year_Existing	12000.00	5941.50	5950.67	5952.40	5956.80	0.013224	20.03	657.16	128.49	1.34
Reach-1	945	25_year_Existing	23000.00	5941.50	5954.52	5956.58	5962.63	0.010195	23.57	1186.47	146.34	1.26
Reach-1	945	50_year_Existing	29000.00	5941.50	5956.36	5958.48	5965.24	0.009232	24.90	1462.30	153.98	1.23
Reach-1	945	100_year_Existin	36000.00	5941.50	5958.39	5960.70	5967.99	0.008330	26.12	1783.67	162.44	1.20
Reach-1	945	500_year_Existin	52000.00	5941.50	5963.85	5967.05	5972.76	0.005363	25.88	3064.24	1145.14	1.02
Reach-1	500	2_year_Existing	2400.00	5939.50	5943.77	5943.11	5944.78	0.005002	8.09	296.74	83.26	0.75
Reach-1	500	5_year_Existing	7600.00	5939.50	5947.39	5946.67	5949.67	0.005002	12.14	636.94	105.97	0.83
Reach-1	500	10_year_Existing	12000.00	5939.50	5949.42	5948.83	5952.67	0.005009	14.54	870.91	125.59	0.87
Reach-1	500	25_year_Existing	23000.00	5939.50	5953.32	5953.22	5958.53	0.005001	18.64	1438.32	165.61	0.93
Reach-1	500	50_year_Existing	29000.00	5939.50	5954.00	5955.18	5961.32	0.006598	22.17	1552.44	173.35	1.08
Reach-1	500	100_year_Existin	36000.00	5939.50	5955.22	5957.29	5964.35	0.007395	24.90	1772.62	187.40	1.16
Reach-1	500	500_year_Existin	52000.00	5939.50	5958.71	5963.90	5969.82	0.006961	27.92	2465.01	549.05	1.16

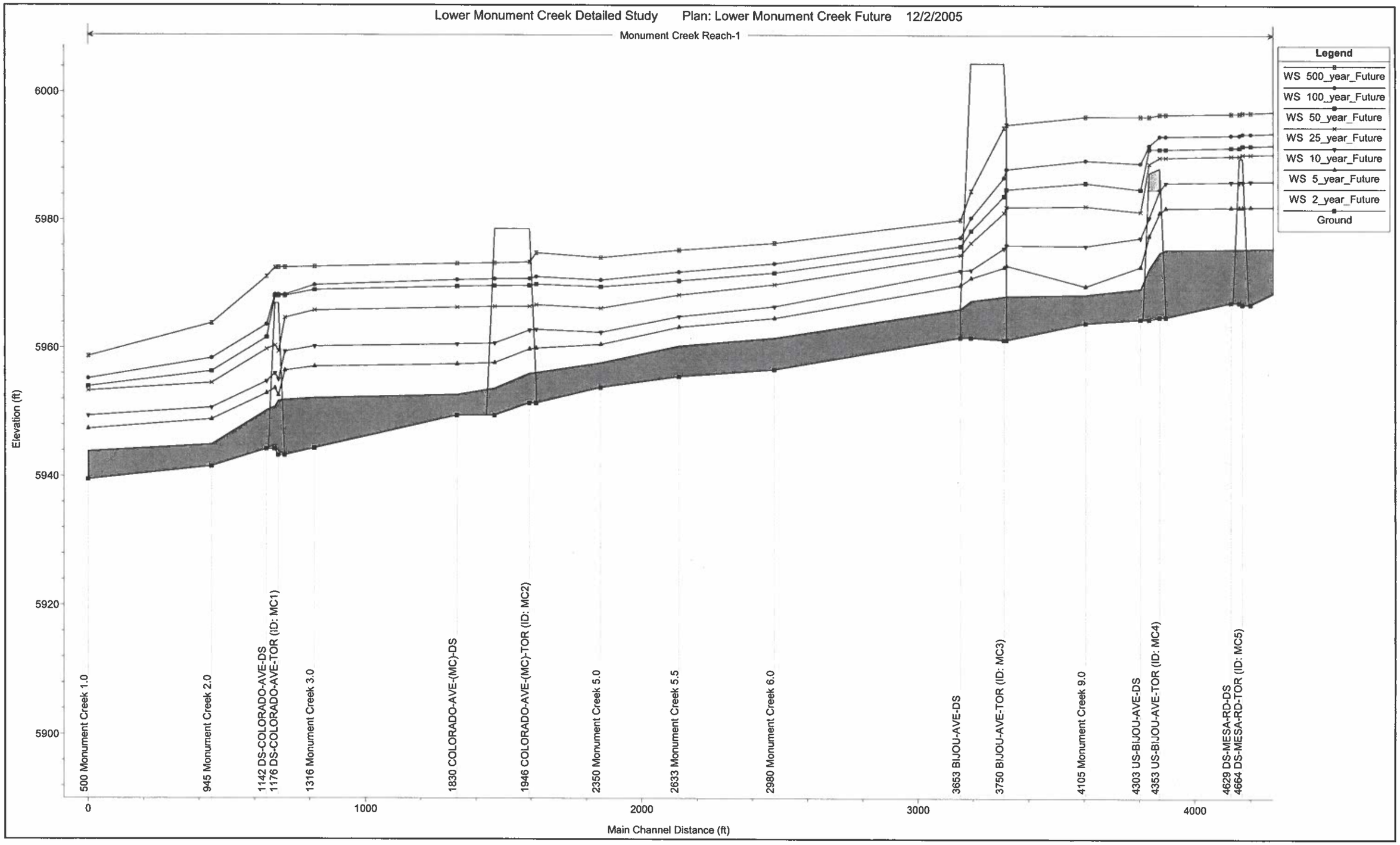
Lower Monument Creek Detailed Study Plan: Lower Monument Creek Future 12/2/2005
Monument Creek Reach-1
Legend
WS 500_year_Future
WS 100_year_Future
WS 50_year_Future
WS 25_year_Future
WS 10_year_Future
WS 5_year_Future
WS 2_year_Future
Ground
Elevation (ft)
6000
5980
5960
5940
5920
5900
500 Monument Creek 1.0
945 Monument Creek 2.0
1142 DS-COLORADO-AVE-DS
1176 DS-COLORADO-AVE-TOR (ID: MC1)
1316 Monument Creek 3.0
1830 COLORADO-AVE-(MC)-DS
1946 COLORADO-AVE-(MC)-TOR (ID: MC2)
2350 Monument Creek 5.0
2633 Monument Creek 5.5
2980 Monument Creek 6.0
3653 BIJOU-AVE-DS
3750 BIJOU-AVE-TOR (ID: MC3)
4105 Monument Creek 9.0
4303 US-BIJOU-AVE-DS
4353 US-BIJOU-AVE-TOR (ID: MC4)
4629 DS-MESA-RD-DS
4664 DS-MESA-RD-TOR (ID: MC5)
0
1000
2000
3000
4000
Main Channel Distance (ft)

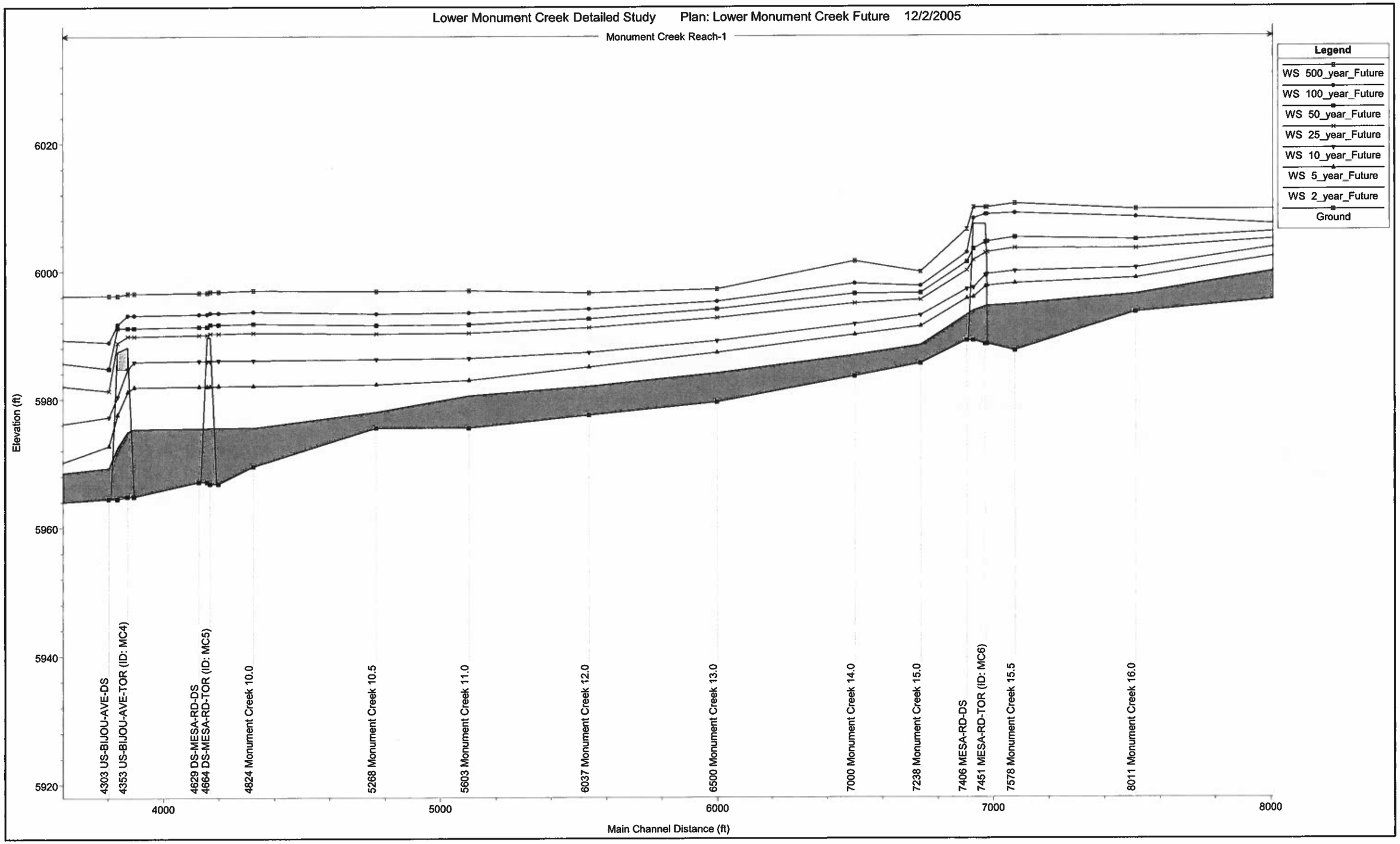
Lower Monument Creek Detailed Study Plan: Lower Monument Creek Future 12/2/2005
Monument Creek Reach-1
Legend
WS 500_year_Future
WS 100_year_Future
WS 50_year_Future
WS 25_year_Future
WS 10_year_Future
WS 5_year_Future
WS 2_year_Future
Ground
Elevation (ft)
6020
6000
5980
5960
5940
5920
4303 US-BIJOU-AVE-DS
4353 US-BIJOU-AVE-TOR (ID: MC4)
4629 DS-MESA-RD-DS
4664 DS-MESA-RD-TOR (ID: MC5)
4824 Monument Creek 10.0
5268 Monument Creek 10.5
5603 Monument Creek 11.0
6037 Monument Creek 12.0
6500 Monument Creek 13.0
7000 Monument Creek 14.0
7238 Monument Creek 15.0
7406 MESA-RD-DS
7451 MESA-RD-TOR (ID: MC6)
7578 Monument Creek 15.5
8011 Monument Creek 16.0
4000
5000
6000
7000
8000
Main Channel Distance (ft)

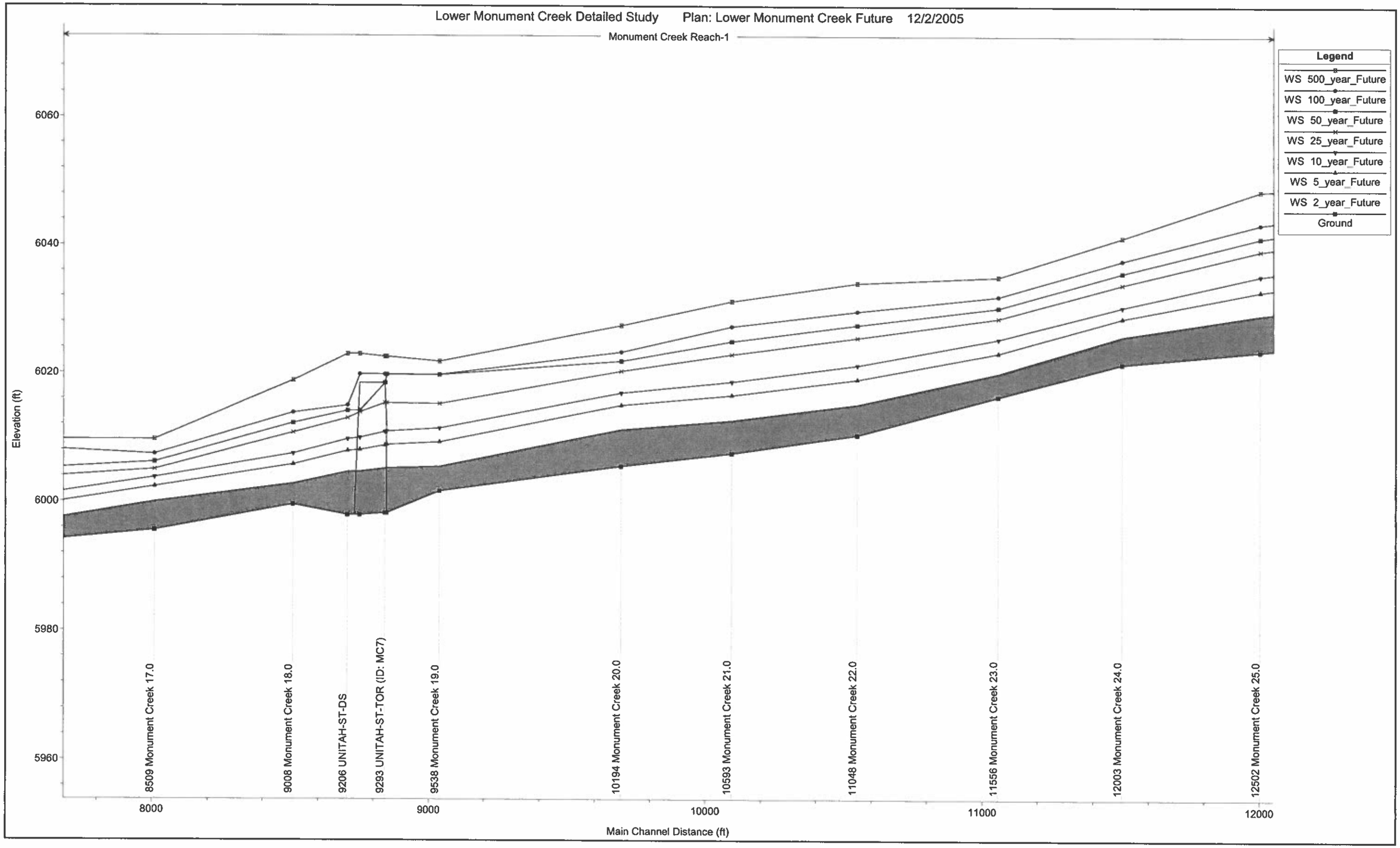
Lower Monument Creek Detailed Study Plan: Lower Monument Creek Future 12/2/2005
Monument Creek Reach-1
Legend
WS 500_year_Future
WS 100_year_Future
WS 50_year_Future
WS 25_year_Future
WS 10_year_Future
WS 5_year_Future
WS 2_year_Future
Ground
Elevation (ft)
6060
6040
6020
6000
5980
5960
8509 Monument Creek 17.0
9008 Monument Creek 18.0
9206 UNITAH-ST-DS
9293 UNITAH-ST-TOR (ID: MC7)
9538 Monument Creek 19.0
10194 Monument Creek 20.0
10593 Monument Creek 21.0
11048 Monument Creek 22.0
11556 Monument Creek 23.0
12003 Monument Creek 24.0
12502 Monument Creek 25.0
8000
9000
10000
11000
12000
Main Channel Distance (ft)

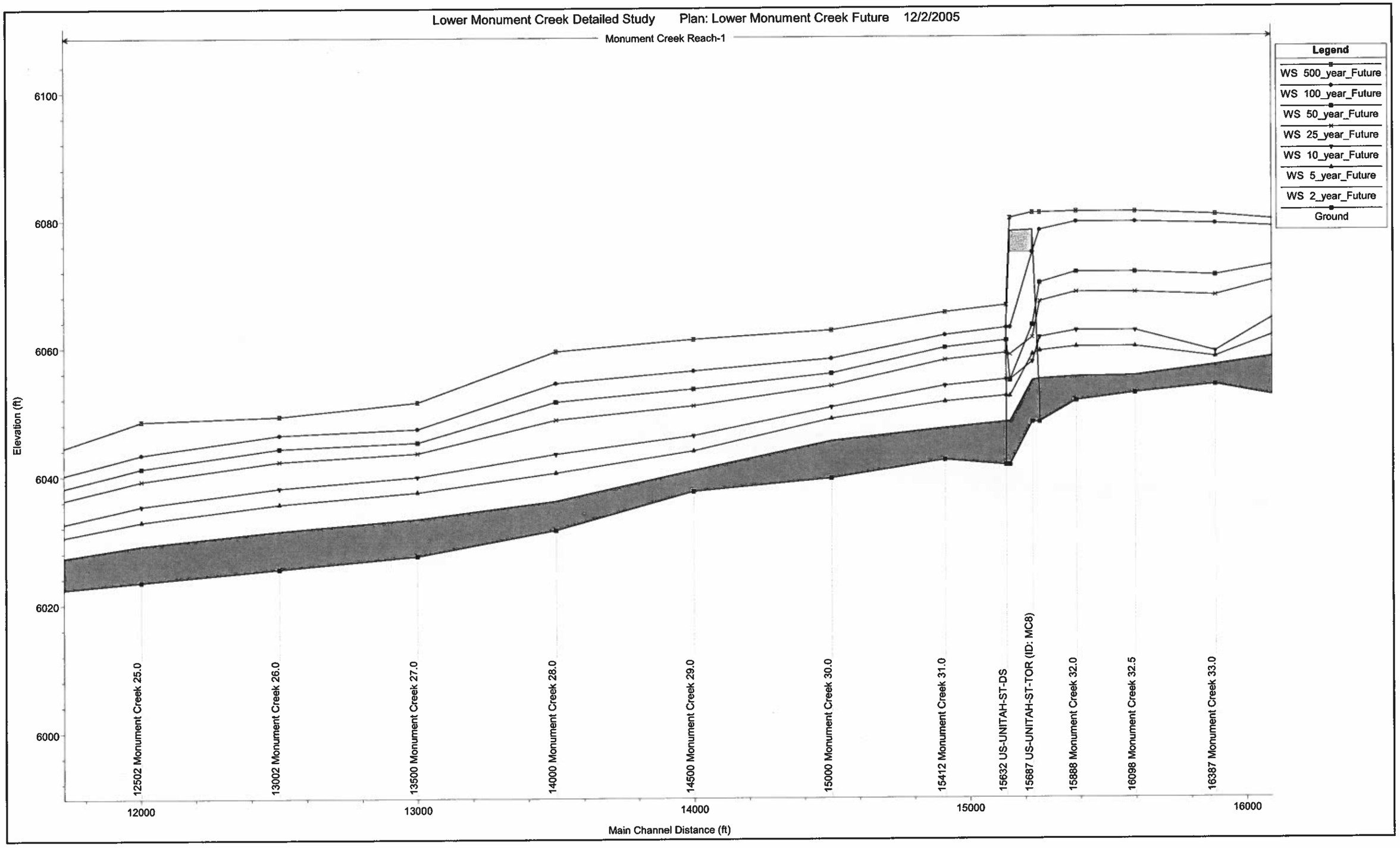
Lower Monument Creek Detailed Study Plan: Lower Monument Creek Future 12/2/2005
Monument Creek Reach-1
Legend
WS 500_year_Future
WS 100_year_Future
WS 50_year_Future
WS 25_year_Future
WS 10_year_Future
WS 5_year_Future
WS 2_year_Future
Ground
Elevation (ft)
6100
6080
6060
6040
6020
6000
12502 Monument Creek 25.0
13002 Monument Creek 26.0
13500 Monument Creek 27.0
14000 Monument Creek 28.0
14500 Monument Creek 29.0
15000 Monument Creek 30.0
15412 Monument Creek 31.0
15632 US-UNITAH-ST-DS
15687 US-UNITAH-ST-TOR (ID: MC8)
15888 Monument Creek 32.0
16098 Monument Creek 32.5
16387 Monument Creek 33.0
12000
13000
14000
15000
16000
Main Channel Distance (ft)

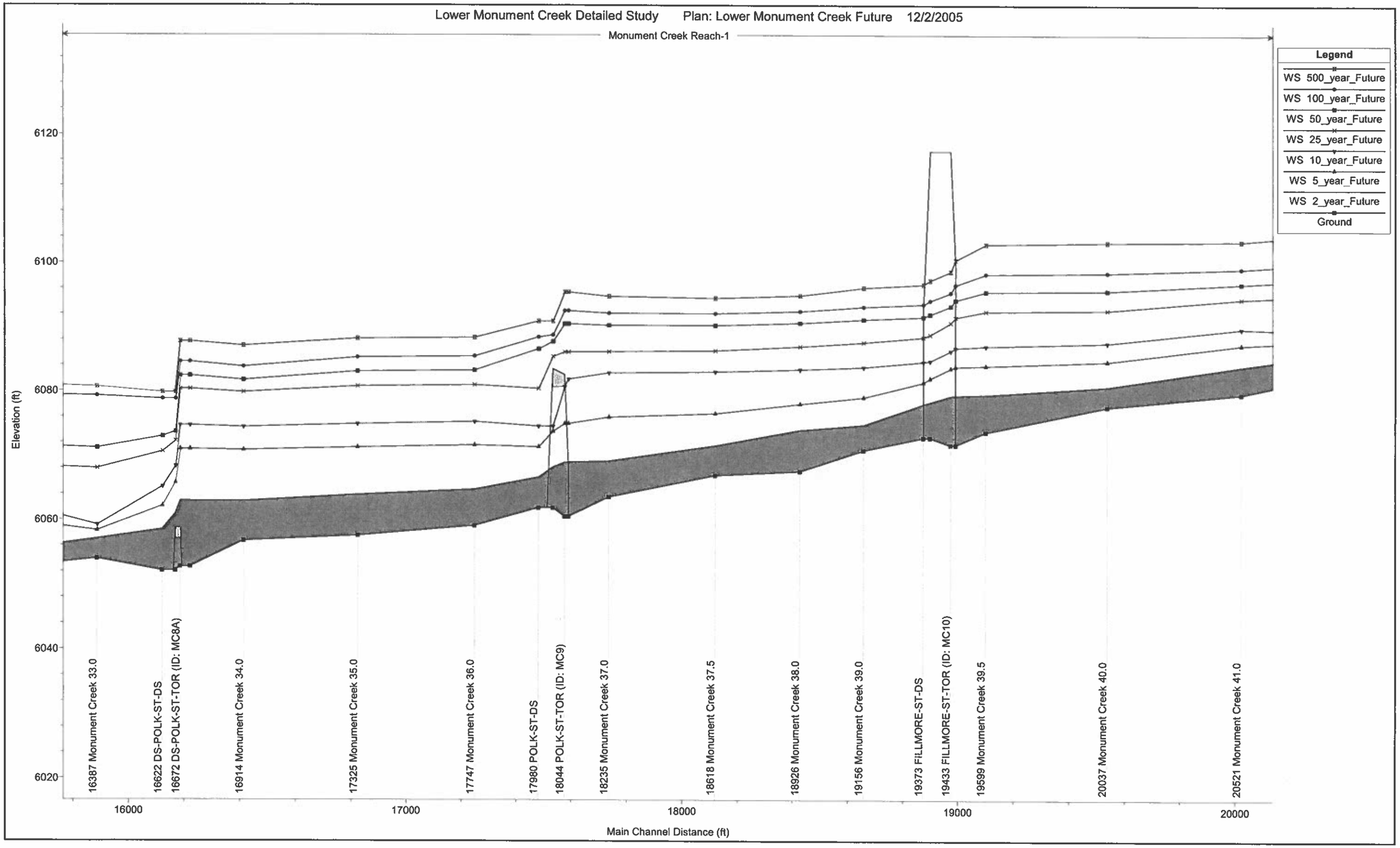
Lower Monument Creek Detailed Study Plan: Lower Monument Creek Future 12/2/2005
Monument Creek Reach-1
Legend
WS 500_year_Future
WS 100_year_Future
WS 50_year_Future
WS 25_year_Future
WS 10_year_Future
WS 5_year_Future
WS 2_year_Future
Ground
Elevation (ft)
6120
6100
6080
6060
6040
6020
16387 Monument Creek 33.0
16622 DS-POLK-ST-DS
16672 DS-POLK-ST-TOR (ID: MC8A)
16914 Monument Creek 34.0
17325 Monument Creek 35.0
17747 Monument Creek 36.0
17980 POLK-ST-DS
18044 POLK-ST-TOR (ID: MC9)
18235 Monument Creek 37.0
18618 Monument Creek 37.5
18926 Monument Creek 38.0
19156 Monument Creek 39.0
19373 FILLMORE-ST-DS
19433 FILLMORE-ST-TOR (ID: MC10)
19599 Monument Creek 39.5
20037 Monument Creek 40.0
20521 Monument Creek 41.0
16000
17000
18000
19000
20000
Main Channel Distance (ft)

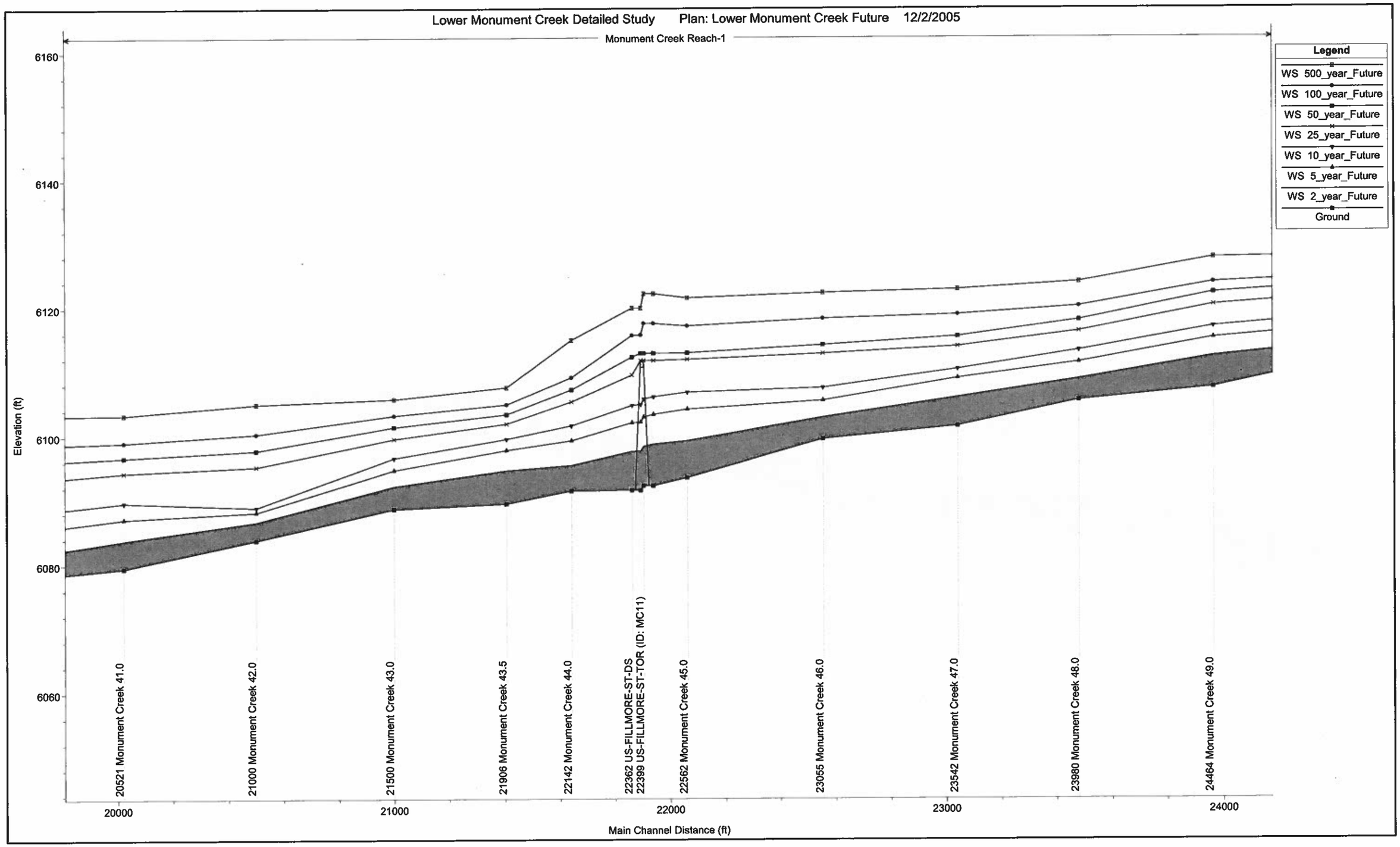
Lower Monument Creek Detailed Study Plan: Lower Monument Creek Future 12/2/2005
Monument Creek Reach-1
Legend
WS 500_year_Future
WS 100_year_Future
WS 50_year_Future
WS 25_year_Future
WS 10_year_Future
WS 5_year_Future
WS 2_year_Future
Ground
Elevation (ft)
6160
6140
6120
6100
6080
6060
20521 Monument Creek 41.0
21000 Monument Creek 42.0
21500 Monument Creek 43.0
21906 Monument Creek 43.5
22142 Monument Creek 44.0
22362 US-FILLMORE-ST-DS
22399 US-FILLMORE-ST-TOR (ID: MC11)
22562 Monument Creek 45.0
23055 Monument Creek 46.0
23542 Monument Creek 47.0
23980 Monument Creek 48.0
24464 Monument Creek 49.0
20000
21000
22000
23000
24000
Main Channel Distance (ft)

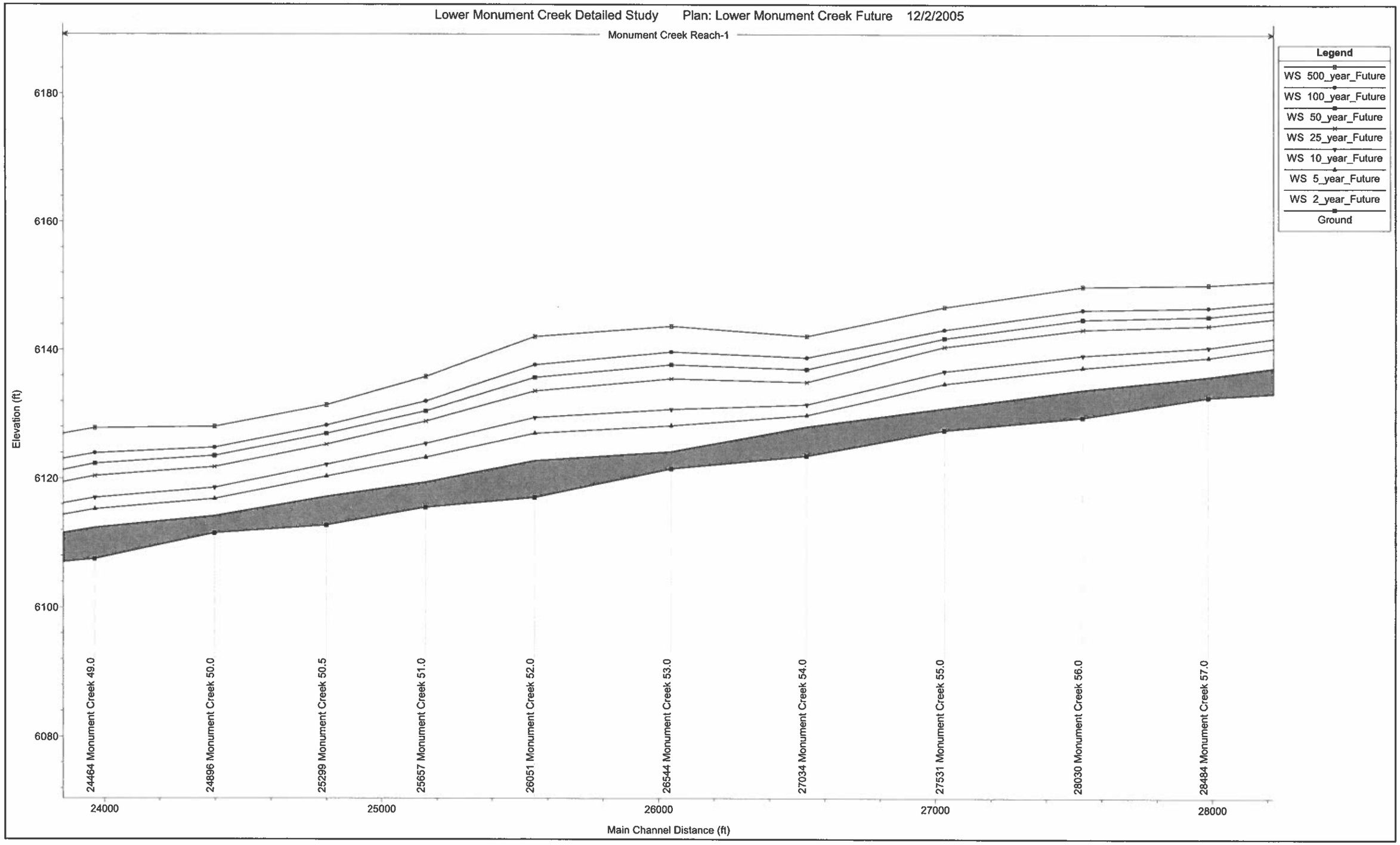
Lower Monument Creek Detailed Study Plan: Lower Monument Creek Future 12/2/2005
Monument Creek Reach-1
Legend
WS 500_year_Future
WS 100_year_Future
WS 50_year_Future
WS 25_year_Future
WS 10_year_Future
WS 5_year_Future
WS 2_year_Future
Ground
Elevation (ft)
6180
6160
6140
6120
6100
6080
24464 Monument Creek 49.0
24896 Monument Creek 50.0
25299 Monument Creek 50.5
25657 Monument Creek 51.0
26051 Monument Creek 52.0
26544 Monument Creek 53.0
27034 Monument Creek 54.0
27531 Monument Creek 55.0
28030 Monument Creek 56.0
28484 Monument Creek 57.0
24000
25000
26000
27000
28000
Main Channel Distance (ft)

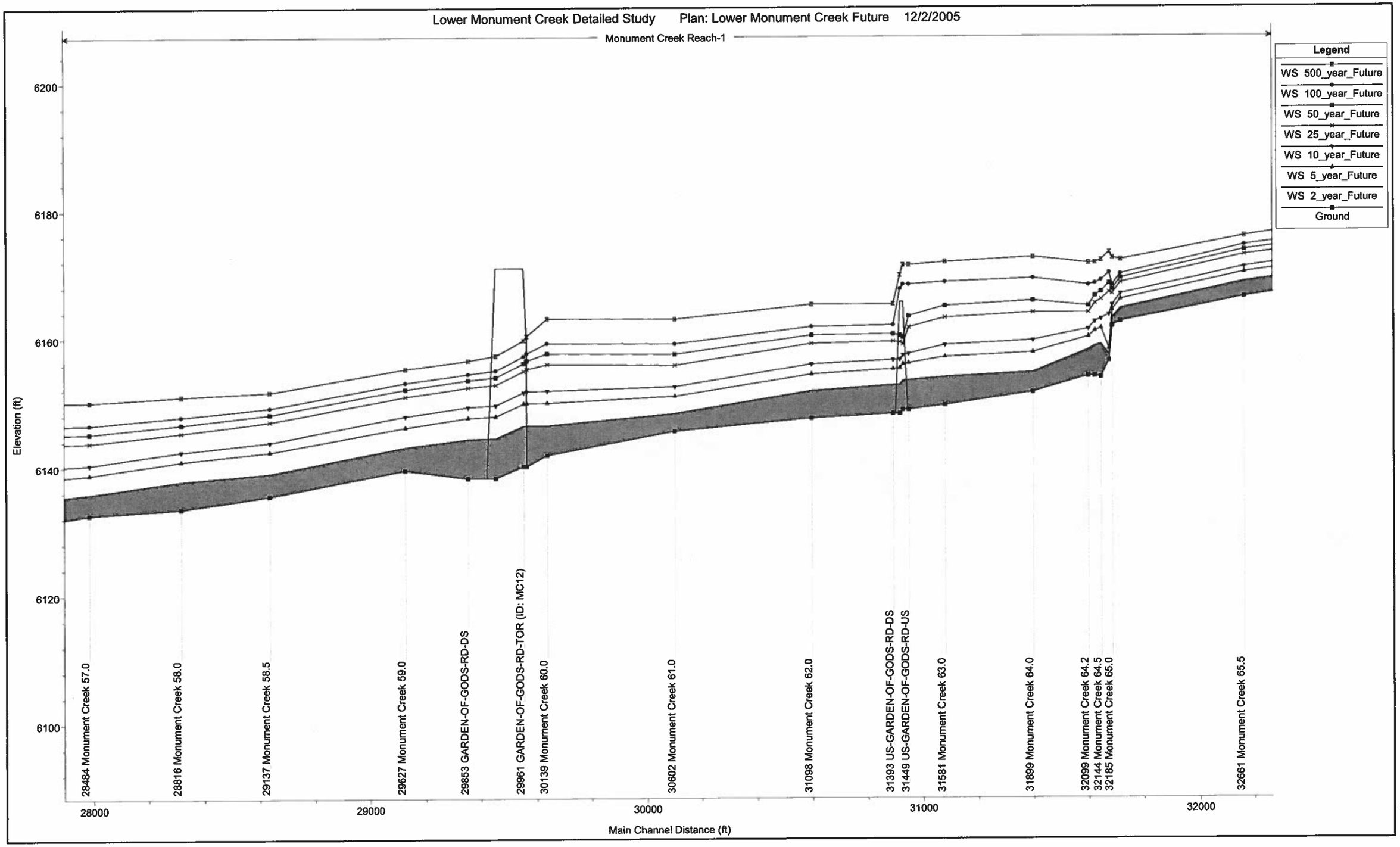
Lower Monument Creek Detailed Study Plan: Lower Monument Creek Future 12/2/2005
Monument Creek Reach-1
Legend
WS 500_year_Future
WS 100_year_Future
WS 50_year_Future
WS 25_year_Future
WS 10_year_Future
WS 5_year_Future
WS 2_year_Future
Ground
Elevation (ft)
6200
6180
6160
6140
6120
6100
28484 Monument Creek 57.0
28816 Monument Creek 58.0
29137 Monument Creek 58.5
29627 Monument Creek 59.0
29853 GARDEN-OF-GODS-RD-DS
29961 GARDEN-OF-GODS-RD-TOR (ID: MC12)
30139 Monument Creek 60.0
30602 Monument Creek 61.0
31098 Monument Creek 62.0
31393 US-GARDEN-OF-GODS-RD-DS
31449 US-GARDEN-OF-GODS-RD-US
31581 Monument Creek 63.0
31899 Monument Creek 64.0
32099 Monument Creek 64.2
32144 Monument Creek 64.5
32185 Monument Creek 65.0
32661 Monument Creek 65.5
28000
29000
30000
31000
32000
Main Channel Distance (ft)

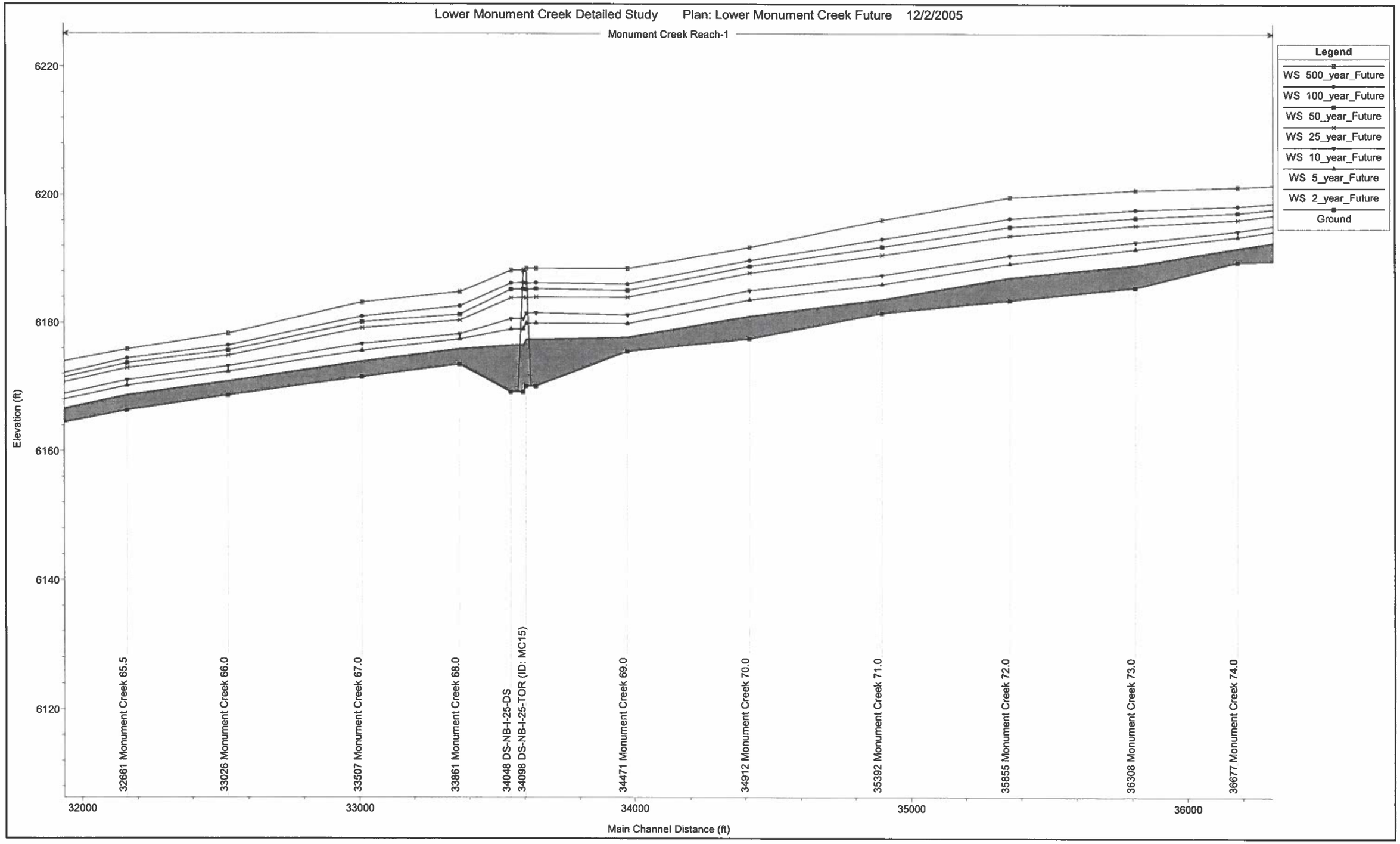
Lower Monument Creek Detailed Study Plan: Lower Monument Creek Future 12/2/2005
Monument Creek Reach-1
Legend
WS 500_year_Future
WS 100_year_Future
WS 50_year_Future
WS 25_year_Future
WS 10_year_Future
WS 5_year_Future
WS 2_year_Future
Ground
Elevation (ft)
6220
6200
6180
6160
6140
6120
32661 Monument Creek 65.5
33026 Monument Creek 66.0
33507 Monument Creek 67.0
33861 Monument Creek 68.0
34048 DS-NB-I-25-DS
34098 DS-NB-I-25-TOR (ID: MC15)
34471 Monument Creek 69.0
34912 Monument Creek 70.0
35392 Monument Creek 71.0
35855 Monument Creek 72.0
36308 Monument Creek 73.0
36677 Monument Creek 74.0
32000
33000
34000
35000
36000
Main Channel Distance (ft)

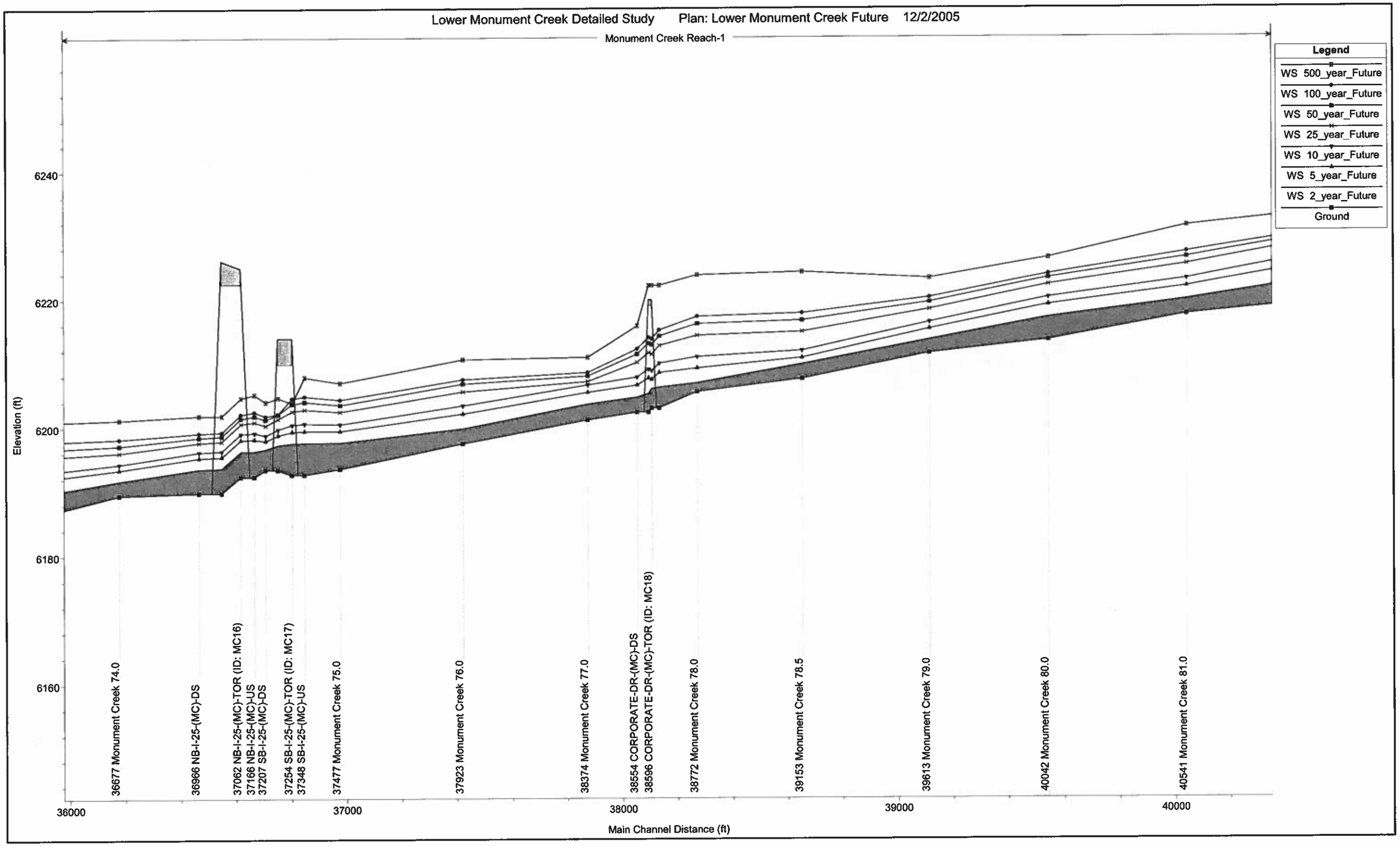
Lower Monument Creek Detailed Study Plan: Lower Monument Creek Future 12/2/2005
Monument Creek Reach-1
Legend
WS 500_year_Future
WS 100_year_Future
WS 50_year_Future
WS 25_year_Future
WS 10_year_Future
WS 5_year_Future
WS 2_year_Future
Ground
Elevation (ft)
6240
6220
6200
6180
6160
36677 Monument Creek 74.0
36966 NB-I-25-(MC)-DS
37062 NB-I-25-(MC)-TOR (ID: MC16)
37166 NB-I-25-(MC)-US
37207 SB-I-25-(MC)-DS
37254 SB-I-25-(MC)-TOR (ID: MC17)
37348 SB-I-25-(MC)-US
37477 Monument Creek 75.0
37923 Monument Creek 76.0
38374 Monument Creek 77.0
38554 CORPORATE-DR-(MC)-DS
38596 CORPORATE-DR-(MC)-TOR (ID: MC18)
38772 Monument Creek 78.0
39153 Monument Creek 78.5
39613 Monument Creek 79.0
40042 Monument Creek 80.0
40541 Monument Creek 81.0
36000
37000
38000
39000
40000
Main Channel Distance (ft)

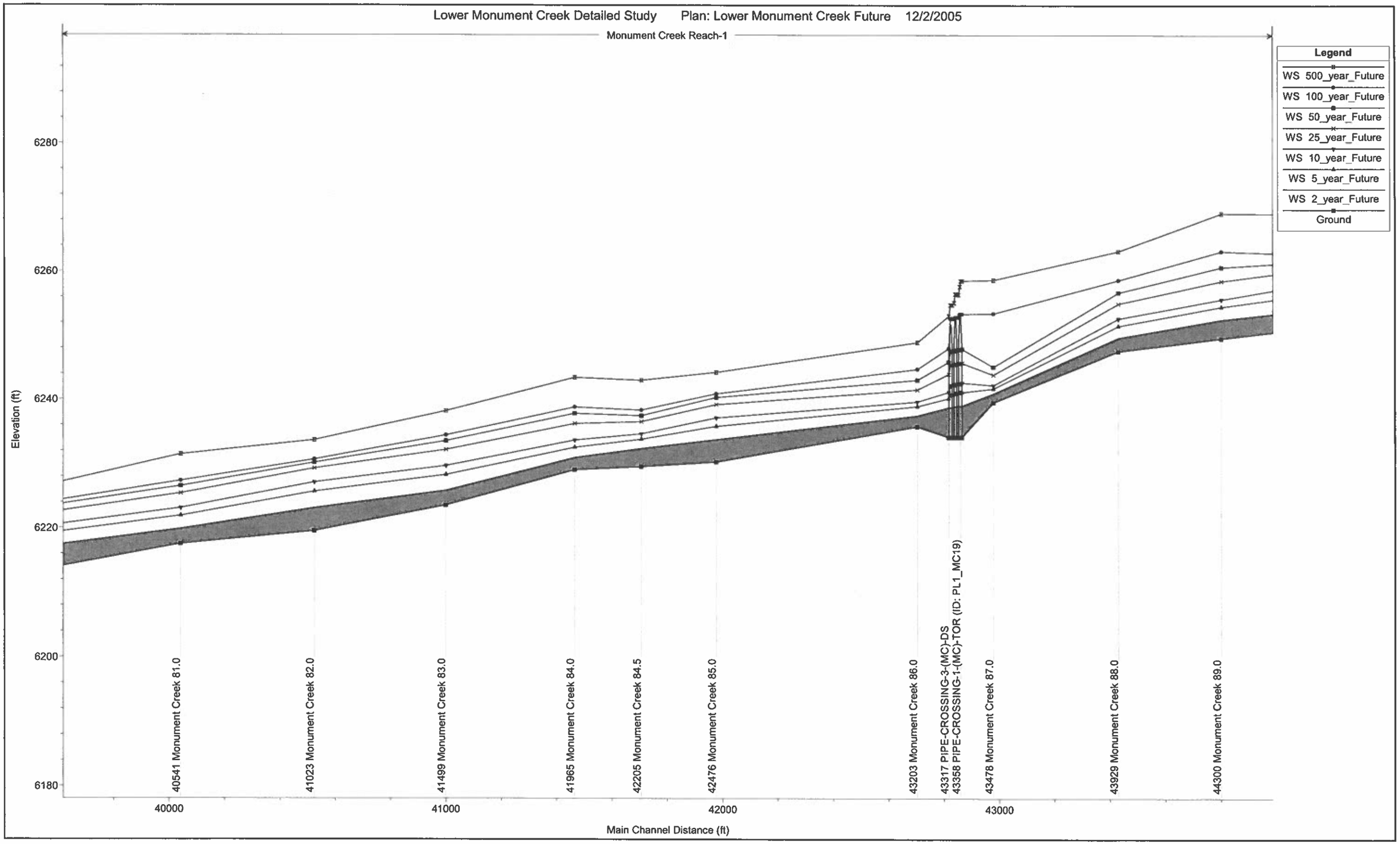
Lower Monument Creek Detailed Study Plan: Lower Monument Creek Future 12/2/2005
Monument Creek Reach-1
Legend
WS 500_year_Future
WS 100_year_Future
WS 50_year_Future
WS 25_year_Future
WS 10_year_Future
WS 5_year_Future
WS 2_year_Future
Ground
Elevation (ft)
6280
6260
6240
6220
6200
6180
40541 Monument Creek 81.0
41023 Monument Creek 82.0
41499 Monument Creek 83.0
41965 Monument Creek 84.0
42205 Monument Creek 84.5
42476 Monument Creek 85.0
43203 Monument Creek 86.0
43317 PIPE-CROSSING-3-(MC)-DS
43358 PIPE-CROSSING-1-(MC)-TOR (ID: PL1_MC19)
43478 Monument Creek 87.0
43929 Monument Creek 88.0
44300 Monument Creek 89.0
40000
41000
42000
43000
Main Channel Distance (ft)

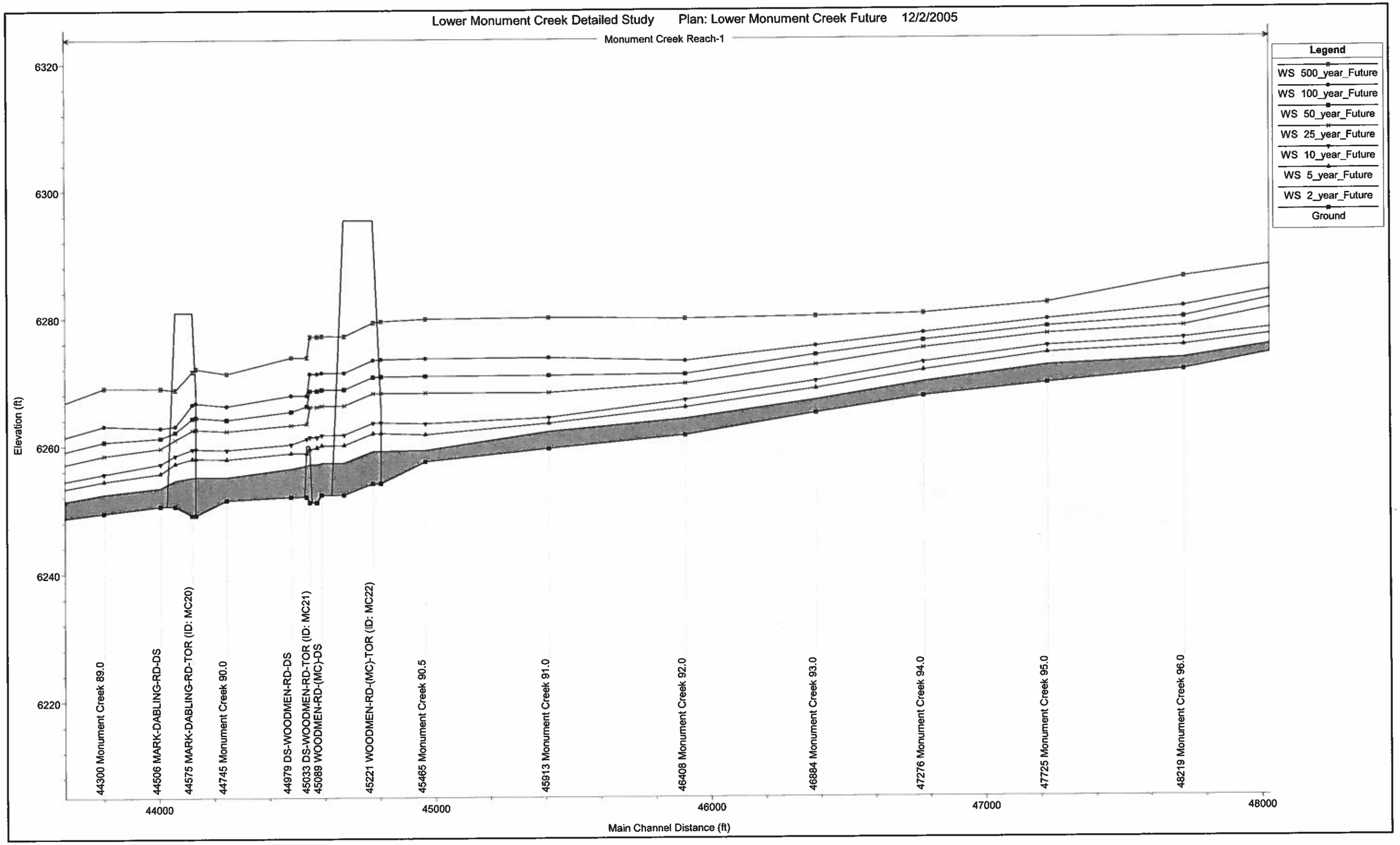
Lower Monument Creek Detailed Study Plan: Lower Monument Creek Future 12/2/2005
Monument Creek Reach-1
Legend
WS 500_year_Future
WS 100_year_Future
WS 50_year_Future
WS 25_year_Future
WS 10_year_Future
WS 5_year_Future
WS 2_year_Future
Ground
Elevation (ft)
6320
6300
6280
6260
6240
6220
44300 Monument Creek 89.0
44506 MARK-DABLING-RD-DS
44575 MARK-DABLING-RD-TOR (ID: MC20)
44745 Monument Creek 90.0
44979 DS-WOODMEN-RD-DS
45033 DS-WOODMEN-RD-TOR (ID: MC21)
45089 WOODMEN-RD-(MC)-DS
45221 WOODMEN-RD-(MC)-TOR (ID: MC22)
45465 Monument Creek 90.5
45913 Monument Creek 91.0
46408 Monument Creek 92.0
46884 Monument Creek 93.0
47276 Monument Creek 94.0
47725 Monument Creek 95.0
48219 Monument Creek 96.0
44000
45000
46000
47000
48000
Main Channel Distance (ft)

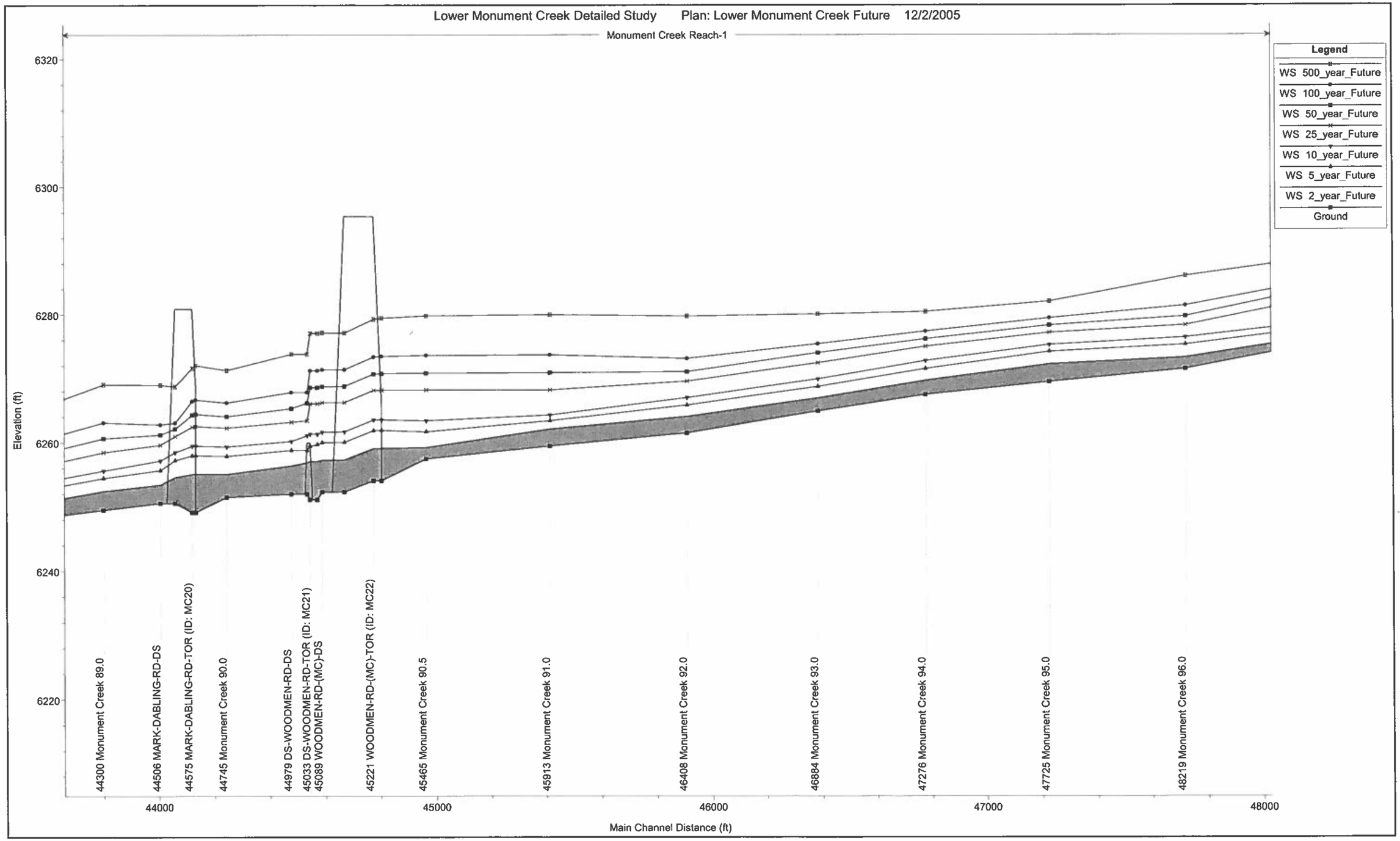
Lower Monument Creek Detailed Study Plan: Lower Monument Creek Future 12/2/2005
Monument Creek Reach-1
Legend
WS 500_year_Future
WS 100_year_Future
WS 50_year_Future
WS 25_year_Future
WS 10_year_Future
WS 5_year_Future
WS 2_year_Future
Ground
Elevation (ft)
6320
6300
6280
6260
6240
6220
44300 Monument Creek 89.0
44506 MARK-DABLING-RD-DS
44575 MARK-DABLING-RD-TOR (ID: MC20)
44745 Monument Creek 90.0
44979 DS-WOODMEN-RD-DS
45033 DS-WOODMEN-RD-TOR (ID: MC21)
45089 WOODMEN-RD-(MC)-DS
45221 WOODMEN-RD-(MC)-TOR (ID: MC22)
45465 Monument Creek 90.5
45913 Monument Creek 91.0
46408 Monument Creek 92.0
46884 Monument Creek 93.0
47276 Monument Creek 94.0
47725 Monument Creek 95.0
48219 Monument Creek 96.0
44000
45000
46000
47000
48000
Main Channel Distance (ft)

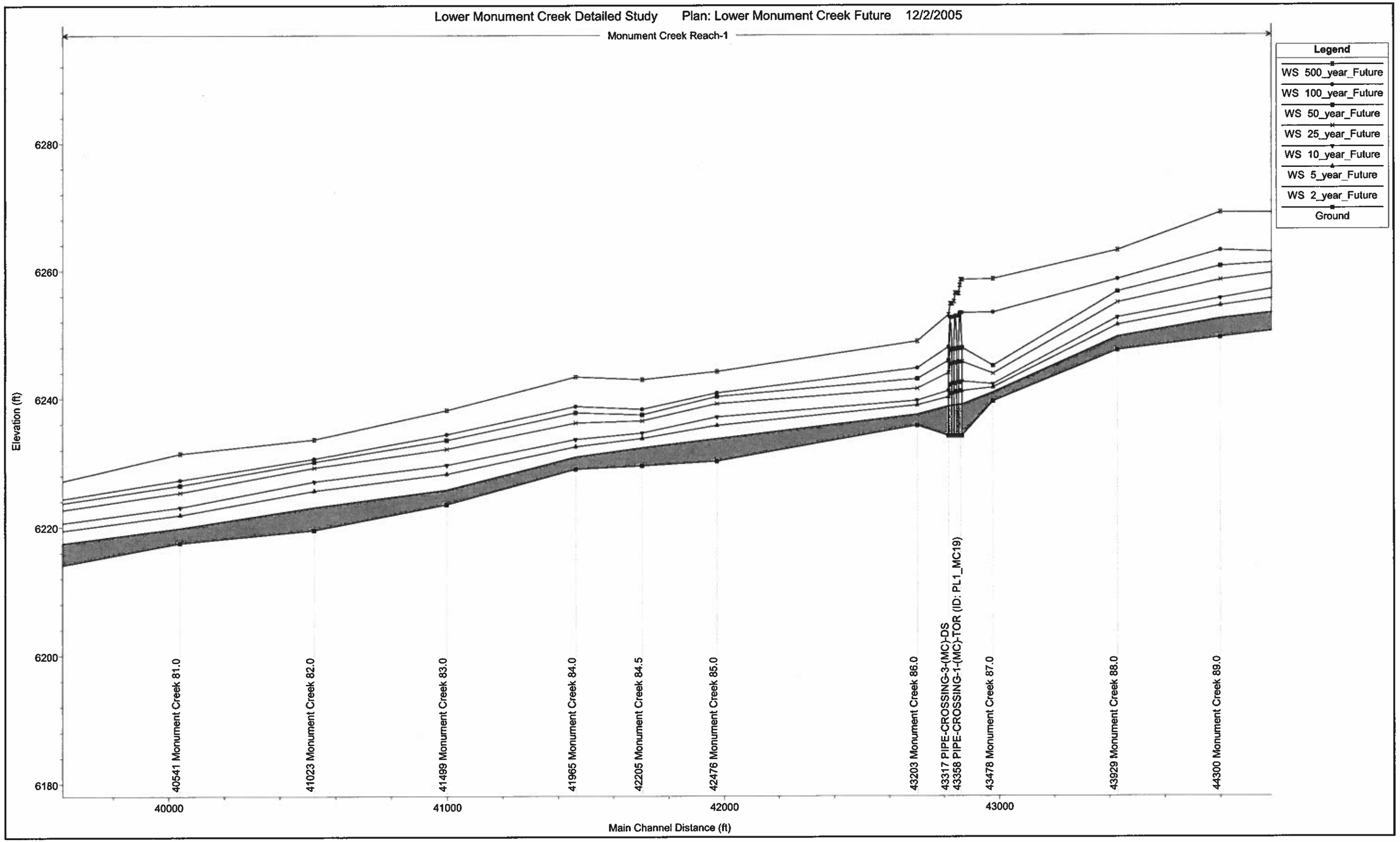
Lower Monument Creek Detailed Study Plan: Lower Monument Creek Future 12/2/2005
Monument Creek Reach-1
Legend
WS 500_year_Future
WS 100_year_Future
WS 50_year_Future
WS 25_year_Future
WS 10_year_Future
WS 5_year_Future
WS 2_year_Future
Ground
Elevation (ft)
6280
6260
6240
6220
6200
6180
40541 Monument Creek 81.0
41023 Monument Creek 82.0
41499 Monument Creek 83.0
41965 Monument Creek 84.0
42205 Monument Creek 84.5
42476 Monument Creek 85.0
43203 Monument Creek 86.0
43317 PIPE-CROSSING-3-(MC)-DS
43358 PIPE-CROSSING-1-(MC)-TOR (ID: PL1_MC19)
43478 Monument Creek 87.0
43929 Monument Creek 88.0
44300 Monument Creek 89.0
40000
41000
42000
43000
Main Channel Distance (ft)

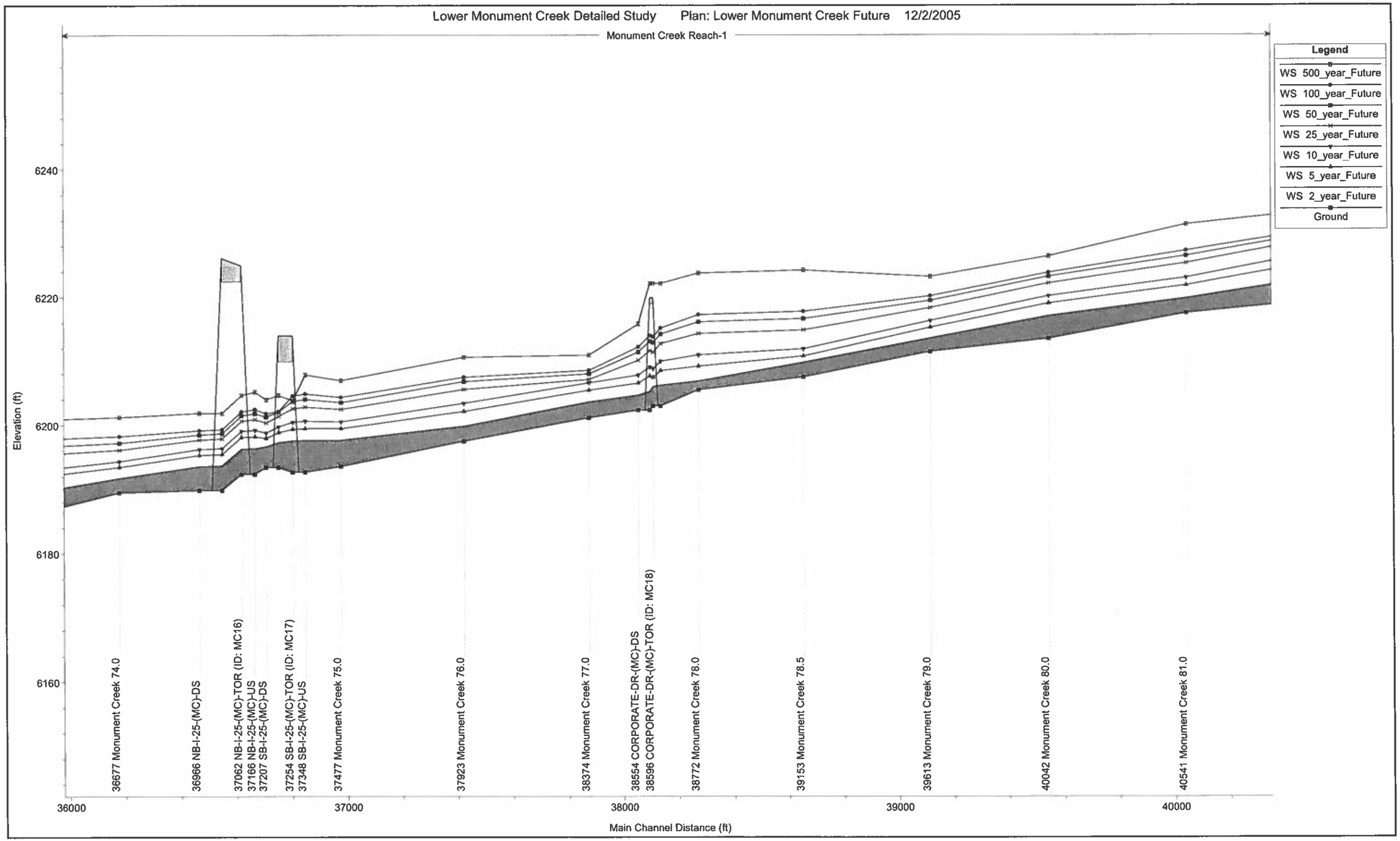
Lower Monument Creek Detailed Study Plan: Lower Monument Creek Future 12/2/2005
Monument Creek Reach-1
Legend
WS 500_year_Future
WS 100_year_Future
WS 50_year_Future
WS 25_year_Future
WS 10_year_Future
WS 5_year_Future
WS 2_year_Future
Ground
Elevation (ft)
6240
6220
6200
6180
6160
36677 Monument Creek 74.0
36966 NB-I-25-(MC)-DS
37062 NB-I-25-(MC)-TOR (ID: MC16)
37166 NB-I-25-(MC)-US
37207 SB-I-25-(MC)-DS
37254 SB-I-25-(MC)-TOR (ID: MC17)
37348 SB-I-25-(MC)-US
37477 Monument Creek 75.0
37923 Monument Creek 76.0
38374 Monument Creek 77.0
38554 CORPORATE-DR-(MC)-DS
38596 CORPORATE-DR-(MC)-TOR (ID: MC18)
38772 Monument Creek 78.0
39153 Monument Creek 78.5
39613 Monument Creek 79.0
40042 Monument Creek 80.0
40541 Monument Creek 81.0
36000
37000
38000
39000
40000
Main Channel Distance (ft)

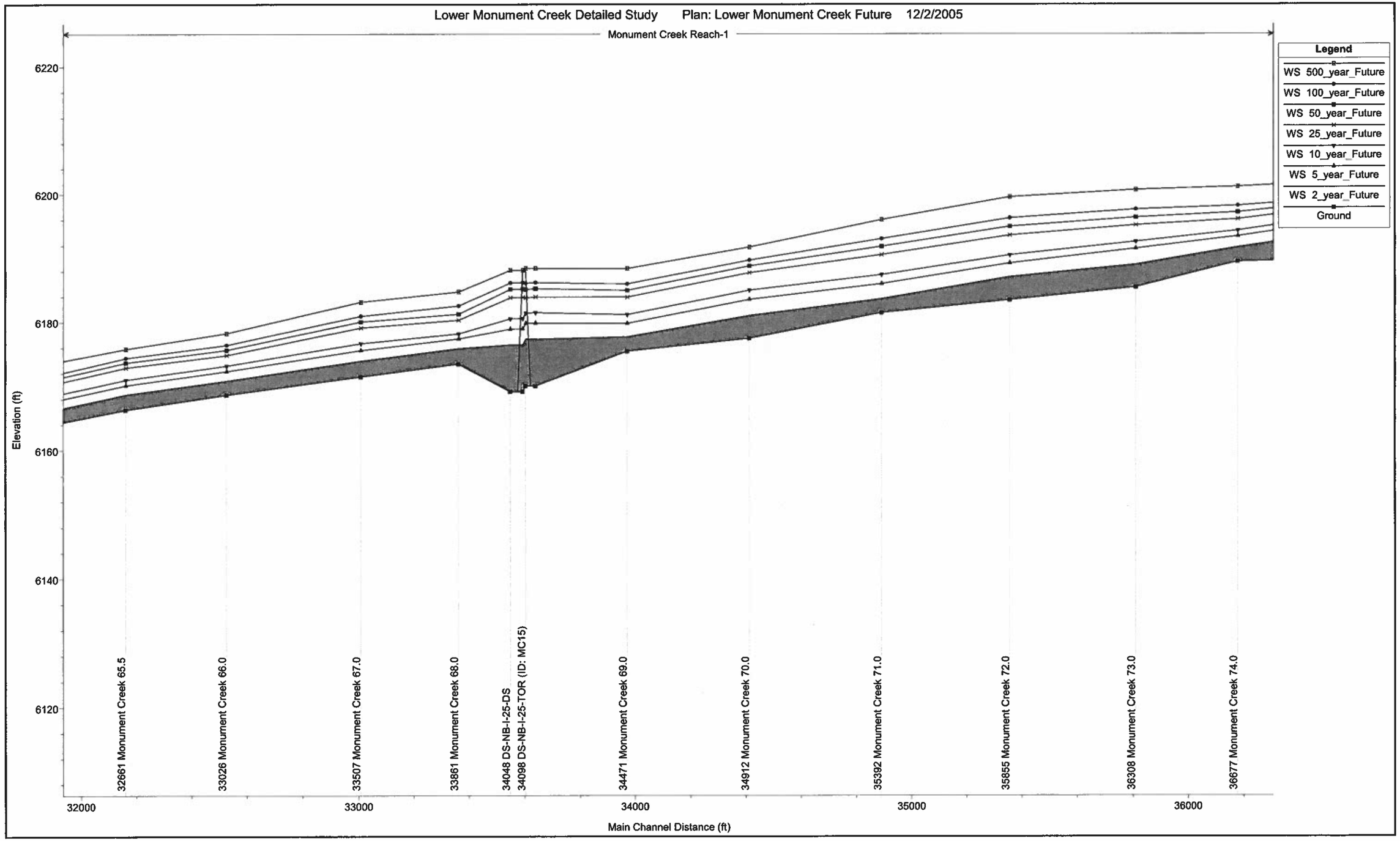
Lower Monument Creek Detailed Study Plan: Lower Monument Creek Future 12/2/2005
Monument Creek Reach-1
Legend
WS 500_year_Future
WS 100_year_Future
WS 50_year_Future
WS 25_year_Future
WS 10_year_Future
WS 5_year_Future
WS 2_year_Future
Ground
Elevation (ft)
6220
6200
6180
6160
6140
6120
32661 Monument Creek 65.5
33026 Monument Creek 66.0
33507 Monument Creek 67.0
33861 Monument Creek 68.0
34048 DS-NB-I-25-DS
34098 DS-NB-I-25-TOR (ID: MC15)
34471 Monument Creek 69.0
34912 Monument Creek 70.0
35392 Monument Creek 71.0
35855 Monument Creek 72.0
36308 Monument Creek 73.0
36677 Monument Creek 74.0
32000
33000
34000
35000
36000
Main Channel Distance (ft)

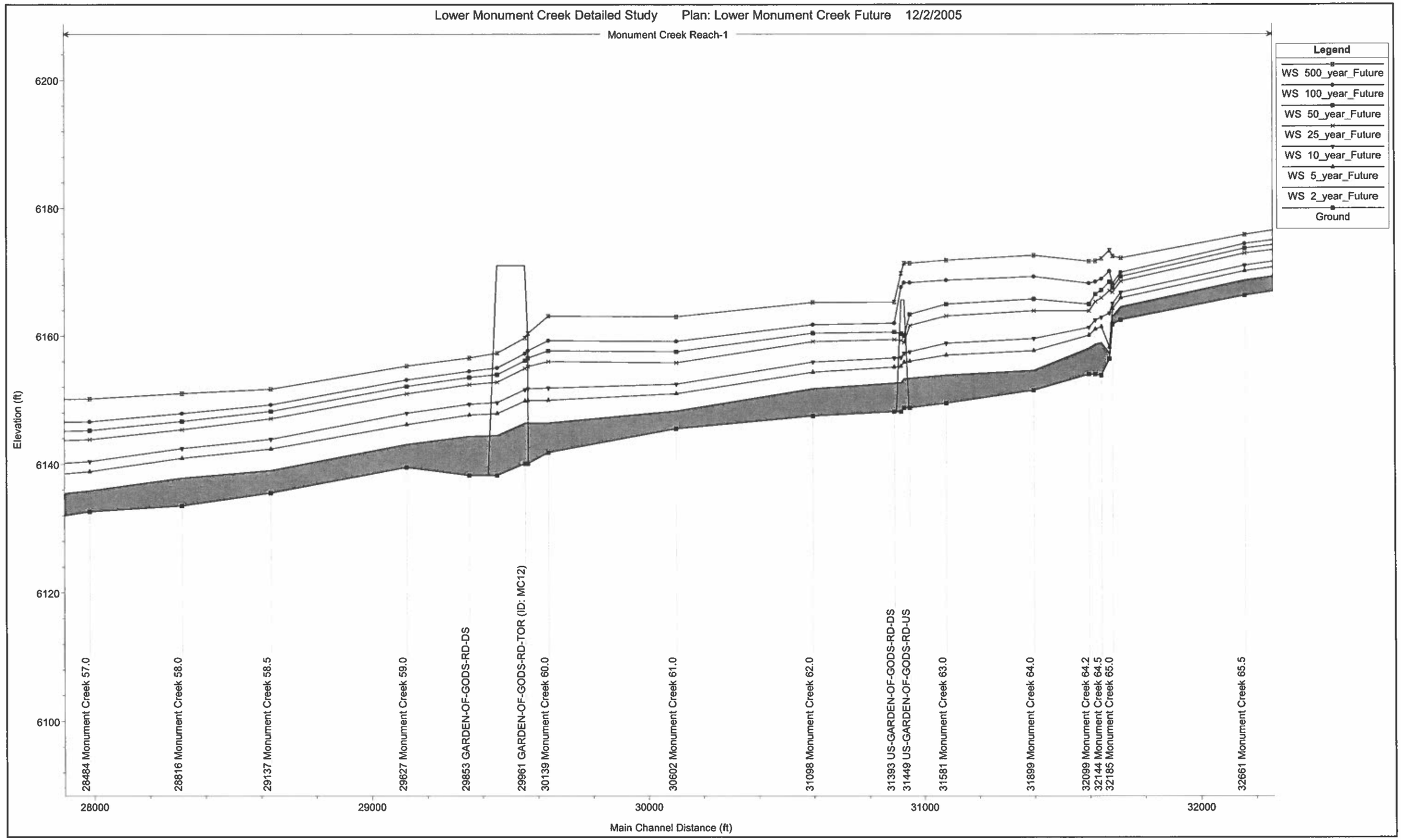
Lower Monument Creek Detailed Study Plan: Lower Monument Creek Future 12/2/2005
Monument Creek Reach-1
Legend
WS 500_year_Future
WS 100_year_Future
WS 50_year_Future
WS 25_year_Future
WS 10_year_Future
WS 5_year_Future
WS 2_year_Future
Ground
Elevation (ft)
6200
6180
6160
6140
6120
6100
28484 Monument Creek 57.0
28816 Monument Creek 58.0
29137 Monument Creek 58.5
29627 Monument Creek 59.0
29853 GARDEN-OF-GODS-RD-DS
29961 GARDEN-OF-GODS-RD-TOR (ID: MC12)
30139 Monument Creek 60.0
30602 Monument Creek 61.0
31098 Monument Creek 62.0
31393 US-GARDEN-OF-GODS-RD-DS
31449 US-GARDEN-OF-GODS-RD-US
31581 Monument Creek 63.0
31899 Monument Creek 64.0
32099 Monument Creek 64.2
32144 Monument Creek 64.5
32185 Monument Creek 65.0
32661 Monument Creek 65.5
28000
29000
30000
31000
32000
Main Channel Distance (ft)

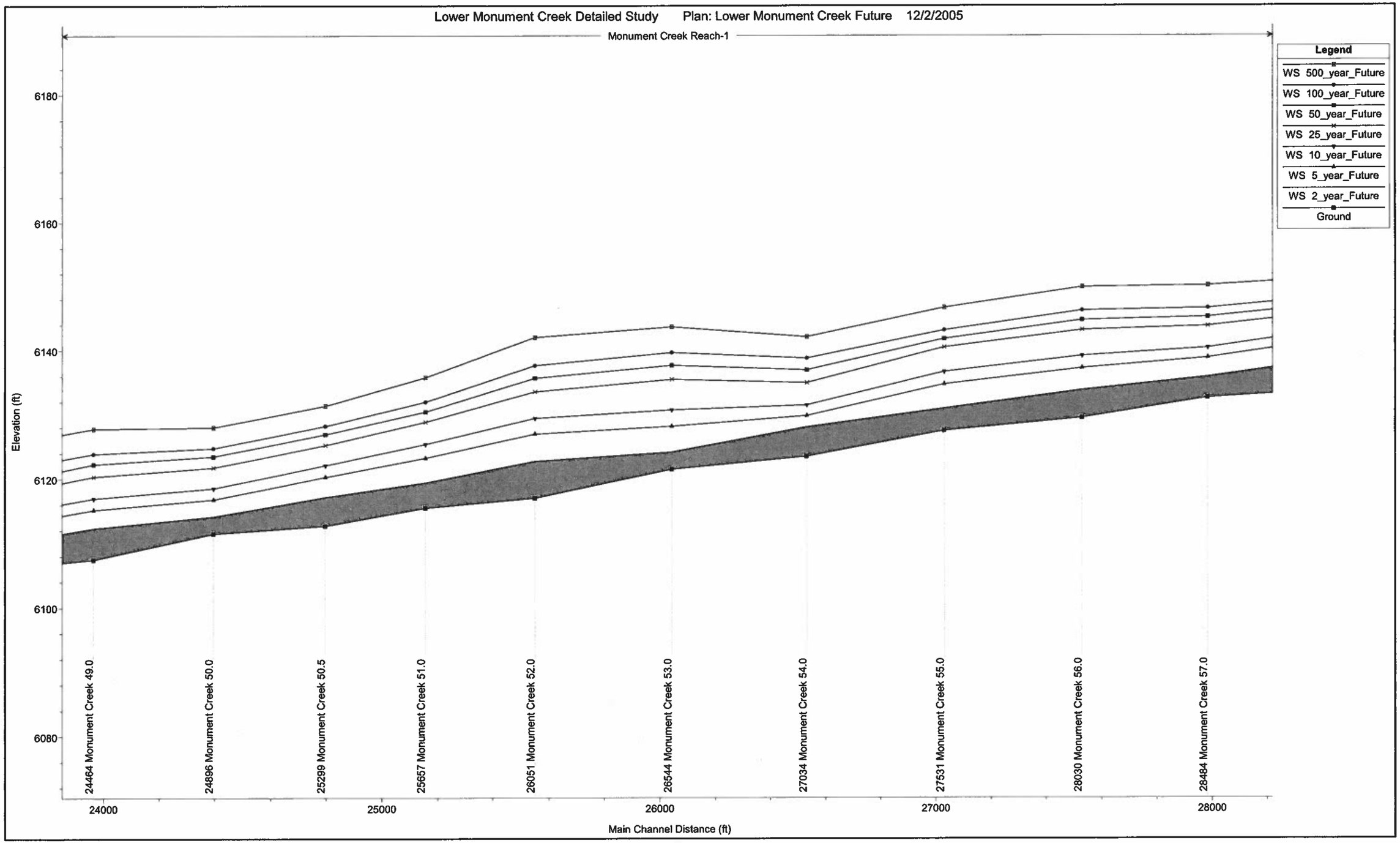
Lower Monument Creek Detailed Study Plan: Lower Monument Creek Future 12/2/2005
Monument Creek Reach-1
Legend
WS 500_year_Future
WS 100_year_Future
WS 50_year_Future
WS 25_year_Future
WS 10_year_Future
WS 5_year_Future
WS 2_year_Future
Ground
Elevation (ft)
6180
6160
6140
6120
6100
6080
24464 Monument Creek 49.0
24896 Monument Creek 50.0
25299 Monument Creek 50.5
25657 Monument Creek 51.0
26051 Monument Creek 52.0
26544 Monument Creek 53.0
27034 Monument Creek 54.0
27531 Monument Creek 55.0
28030 Monument Creek 56.0
28484 Monument Creek 57.0
24000
25000
26000
27000
28000
Main Channel Distance (ft)

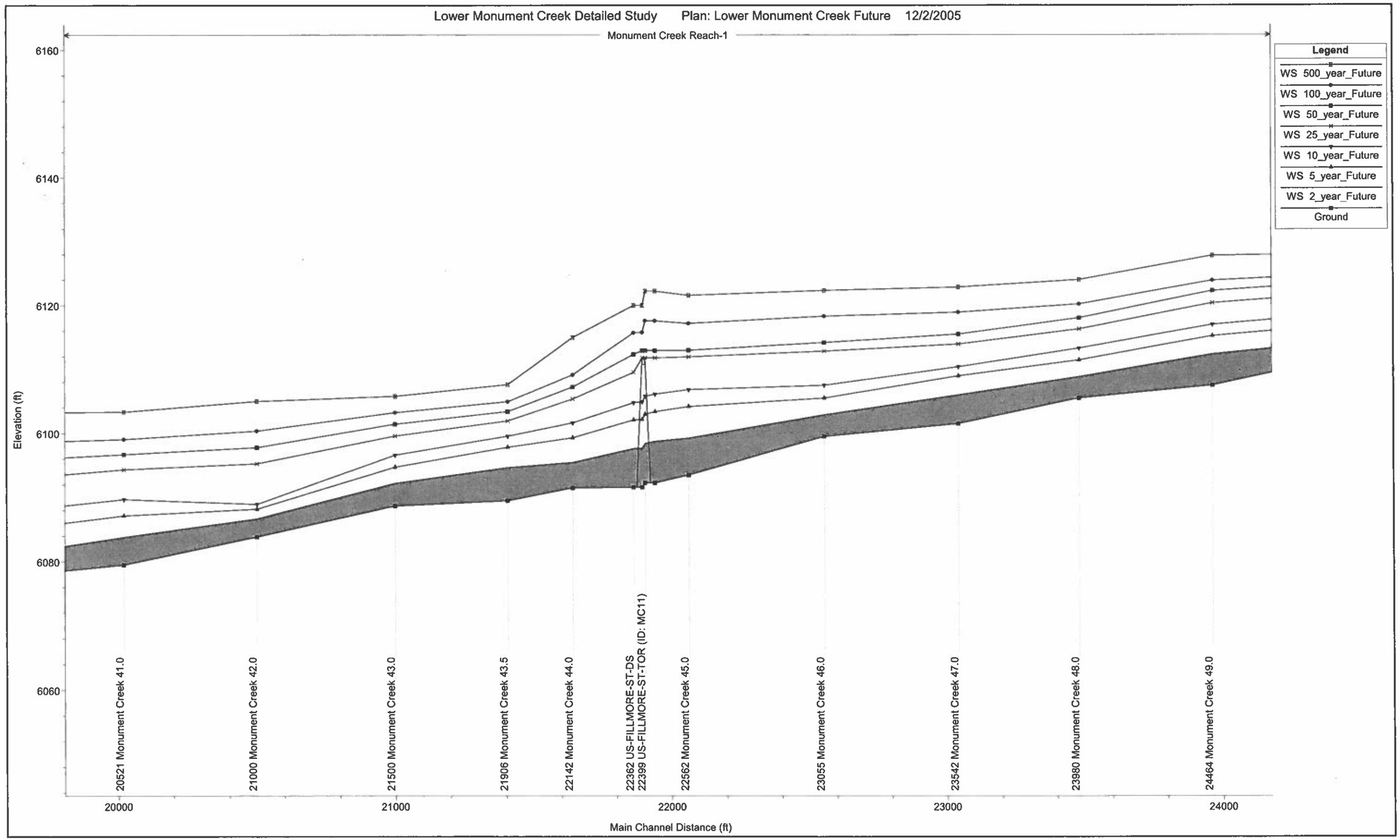
Lower Monument Creek Detailed Study Plan: Lower Monument Creek Future 12/2/2005
Monument Creek Reach-1
Legend
WS 500_year_Future
WS 100_year_Future
WS 50_year_Future
WS 25_year_Future
WS 10_year_Future
WS 5_year_Future
WS 2_year_Future
Ground
Elevation (ft)
6160
6140
6120
6100
6080
6060
20521 Monument Creek 41.0
21000 Monument Creek 42.0
21500 Monument Creek 43.0
21906 Monument Creek 43.5
22142 Monument Creek 44.0
22362 US-FILLMORE-ST-DS
22399 US-FILLMORE-ST-TOR (ID: MC11)
22562 Monument Creek 45.0
23055 Monument Creek 46.0
23542 Monument Creek 47.0
23980 Monument Creek 48.0
24464 Monument Creek 49.0
20000
21000
22000
23000
24000
Main Channel Distance (ft)

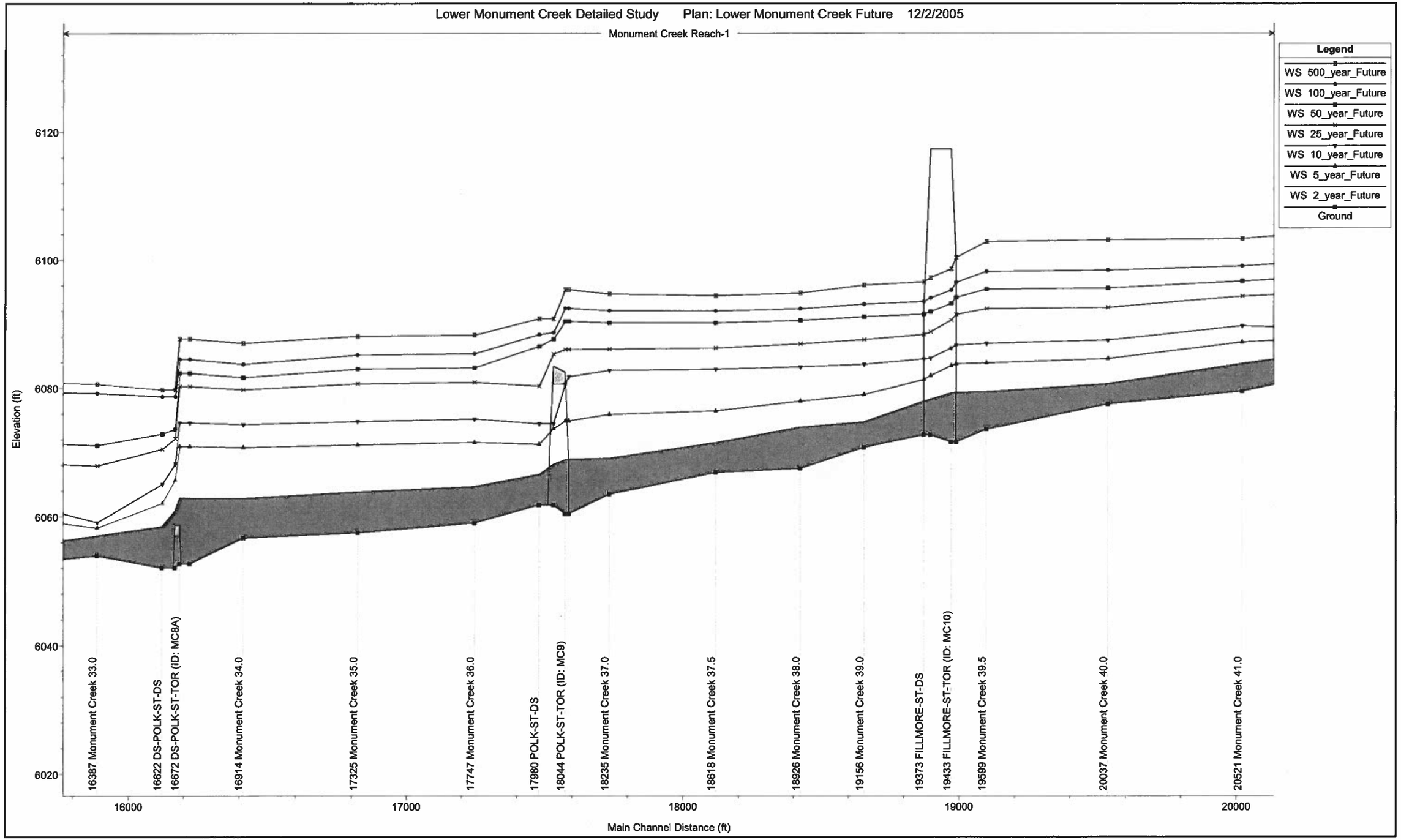
Lower Monument Creek Detailed Study Plan: Lower Monument Creek Future 12/2/2005
Monument Creek Reach-1
Legend
WS 500_year_Future
WS 100_year_Future
WS 50_year_Future
WS 25_year_Future
WS 10_year_Future
WS 5_year_Future
WS 2_year_Future
Ground
Elevation (ft)
6120
6100
6080
6060
6040
6020
16387 Monument Creek 33.0
16622 DS-POLK-ST-DS
16672 DS-POLK-ST-TOR (ID: MC8A)
16914 Monument Creek 34.0
17325 Monument Creek 35.0
17747 Monument Creek 36.0
17980 POLK-ST-DS
18044 POLK-ST-TOR (ID: MC9)
18235 Monument Creek 37.0
18618 Monument Creek 37.5
18926 Monument Creek 38.0
19156 Monument Creek 39.0
19373 FILLMORE-ST-DS
19433 FILLMORE-ST-TOR (ID: MC10)
19599 Monument Creek 39.5
20037 Monument Creek 40.0
20521 Monument Creek 41.0
16000
17000
18000
19000
20000
Main Channel Distance (ft)

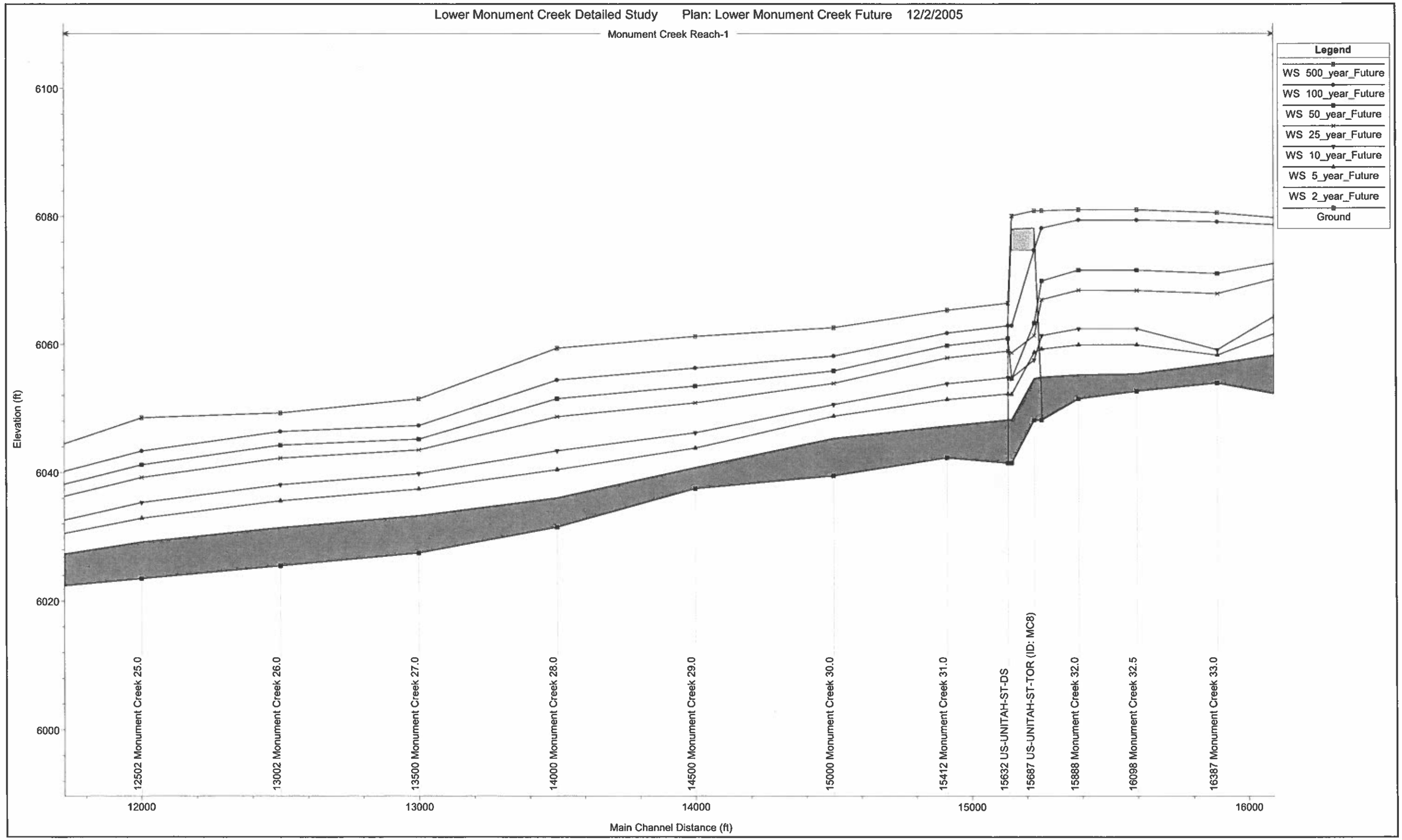
Lower Monument Creek Detailed Study Plan: Lower Monument Creek Future 12/2/2005
Monument Creek Reach-1
Legend
WS 500_year_Future
WS 100_year_Future
WS 50_year_Future
WS 25_year_Future
WS 10_year_Future
WS 5_year_Future
WS 2_year_Future
Ground
Elevation (ft)
6100
6080
6060
6040
6020
6000
12502 Monument Creek 25.0
13002 Monument Creek 26.0
13500 Monument Creek 27.0
14000 Monument Creek 28.0
14500 Monument Creek 29.0
15000 Monument Creek 30.0
15412 Monument Creek 31.0
15632 US-UNITAH-ST-DS
15687 US-UNITAH-ST-TOR (ID: MC8)
15888 Monument Creek 32.0
16098 Monument Creek 32.5
16387 Monument Creek 33.0
12000
13000
14000
15000
16000
Main Channel Distance (ft)

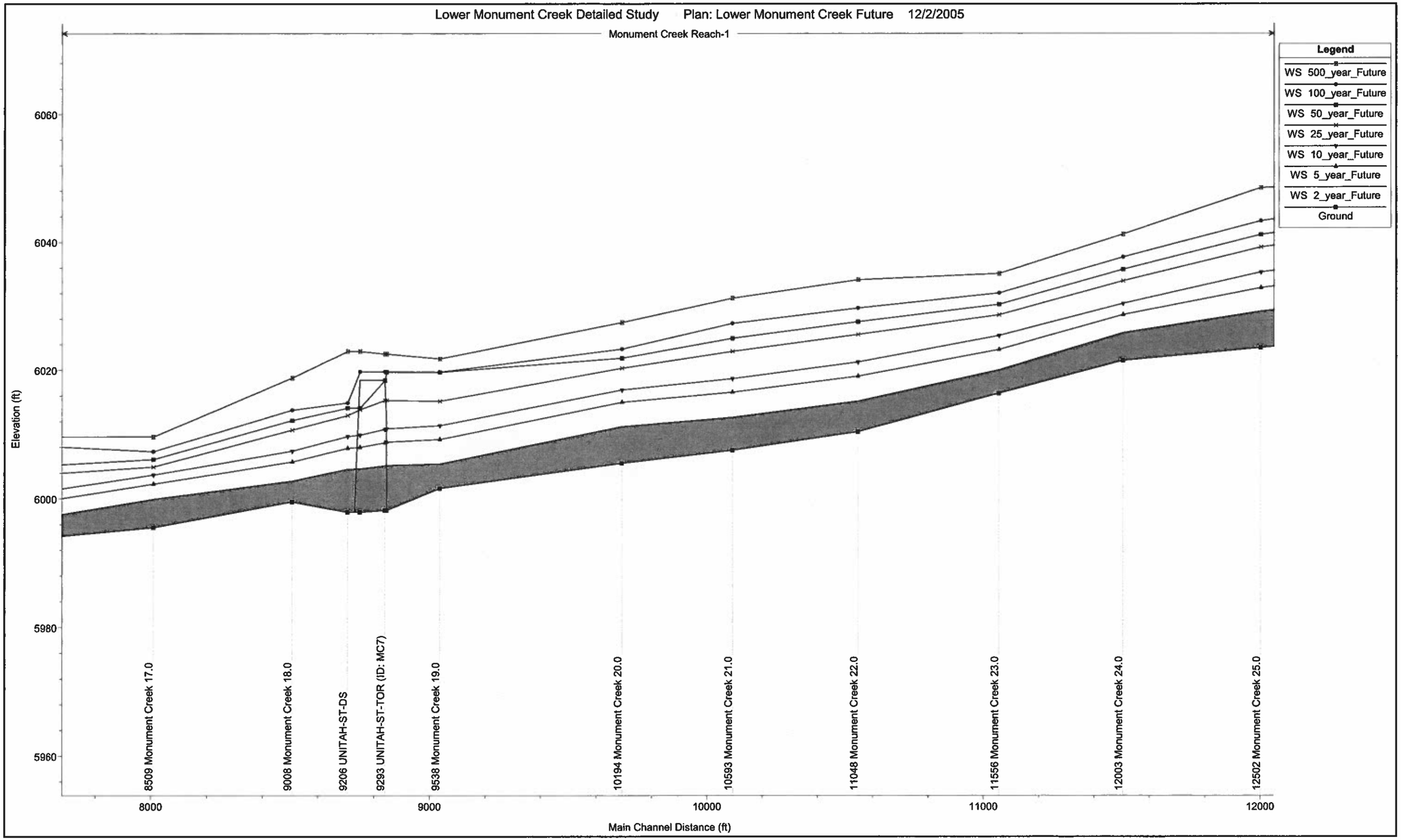
Lower Monument Creek Detailed Study Plan: Lower Monument Creek Future 12/2/2005
Monument Creek Reach-1
Legend
WS 500_year_Future
WS 100_year_Future
WS 50_year_Future
WS 25_year_Future
WS 10_year_Future
WS 5_year_Future
WS 2_year_Future
Ground
Elevation (ft)
6060
6040
6020
6000
5980
5960
8509 Monument Creek 17.0
9008 Monument Creek 18.0
9206 UNITAH-ST-DS
9293 UNITAH-ST-TOR (ID: MC7)
9538 Monument Creek 19.0
10194 Monument Creek 20.0
10593 Monument Creek 21.0
11048 Monument Creek 22.0
11556 Monument Creek 23.0
12003 Monument Creek 24.0
12502 Monument Creek 25.0
8000
9000
10000
11000
12000
Main Channel Distance (ft)

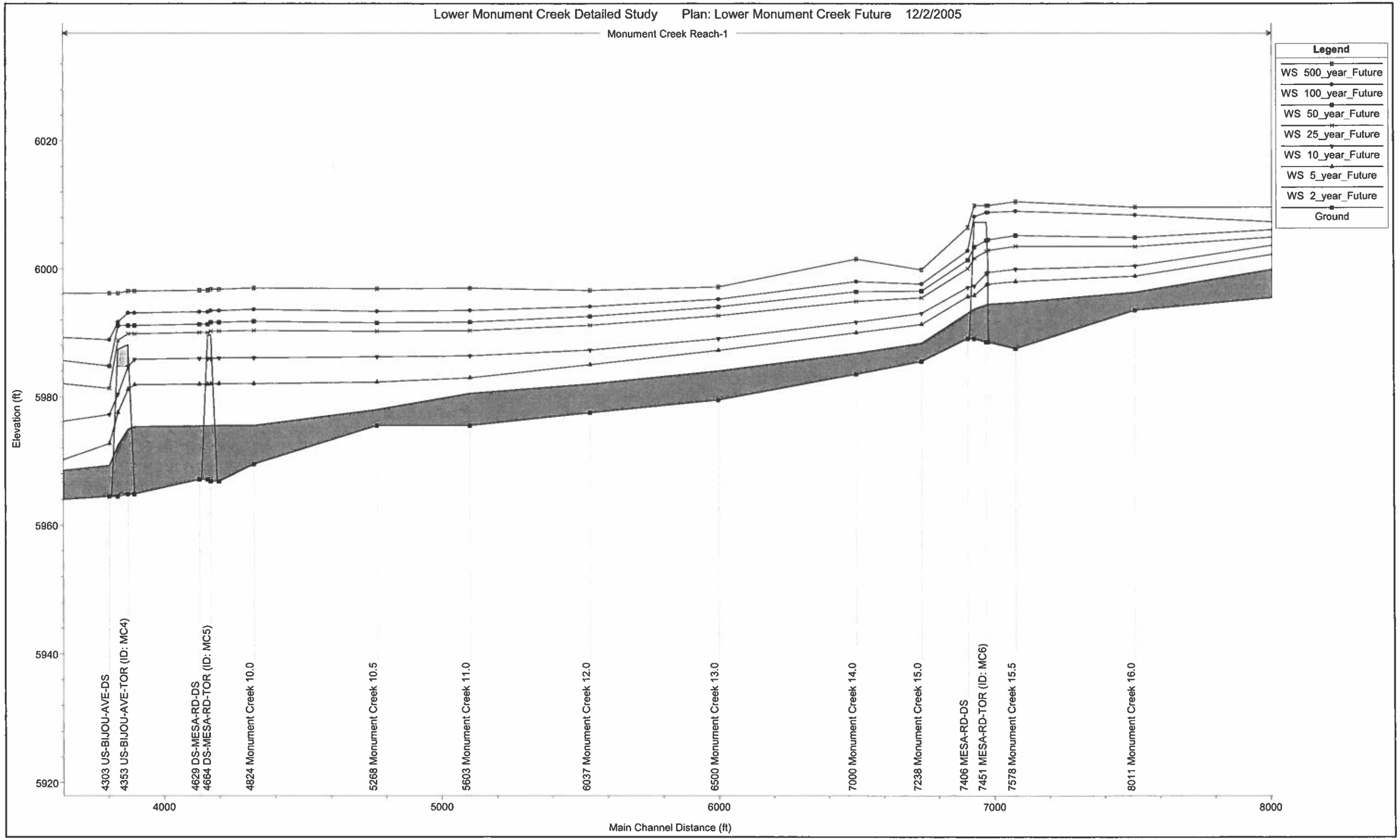
Lower Monument Creek Detailed Study Plan: Lower Monument Creek Future 12/2/2005
Monument Creek Reach-1
Legend
WS 500_year_Future
WS 100_year_Future
WS 50_year_Future
WS 25_year_Future
WS 10_year_Future
WS 5_year_Future
WS 2_year_Future
Ground
Elevation (ft)
6020
6000
5980
5960
5940
5920
4303 US-BIJOU-AVE-DS
4353 US-BIJOU-AVE-TOR (ID: MC4)
4629 DS-MESA-RD-DS
4664 DS-MESA-RD-TOR (ID: MC5)
4824 Monument Creek 10.0
5268 Monument Creek 10.5
5603 Monument Creek 11.0
6037 Monument Creek 12.0
6500 Monument Creek 13.0
7000 Monument Creek 14.0
7238 Monument Creek 15.0
7406 MESA-RD-DS
7451 MESA-RD-TOR (ID: MC6)
7578 Monument Creek 15.5
8011 Monument Creek 16.0
4000
5000
6000
7000
8000
Main Channel Distance (ft)

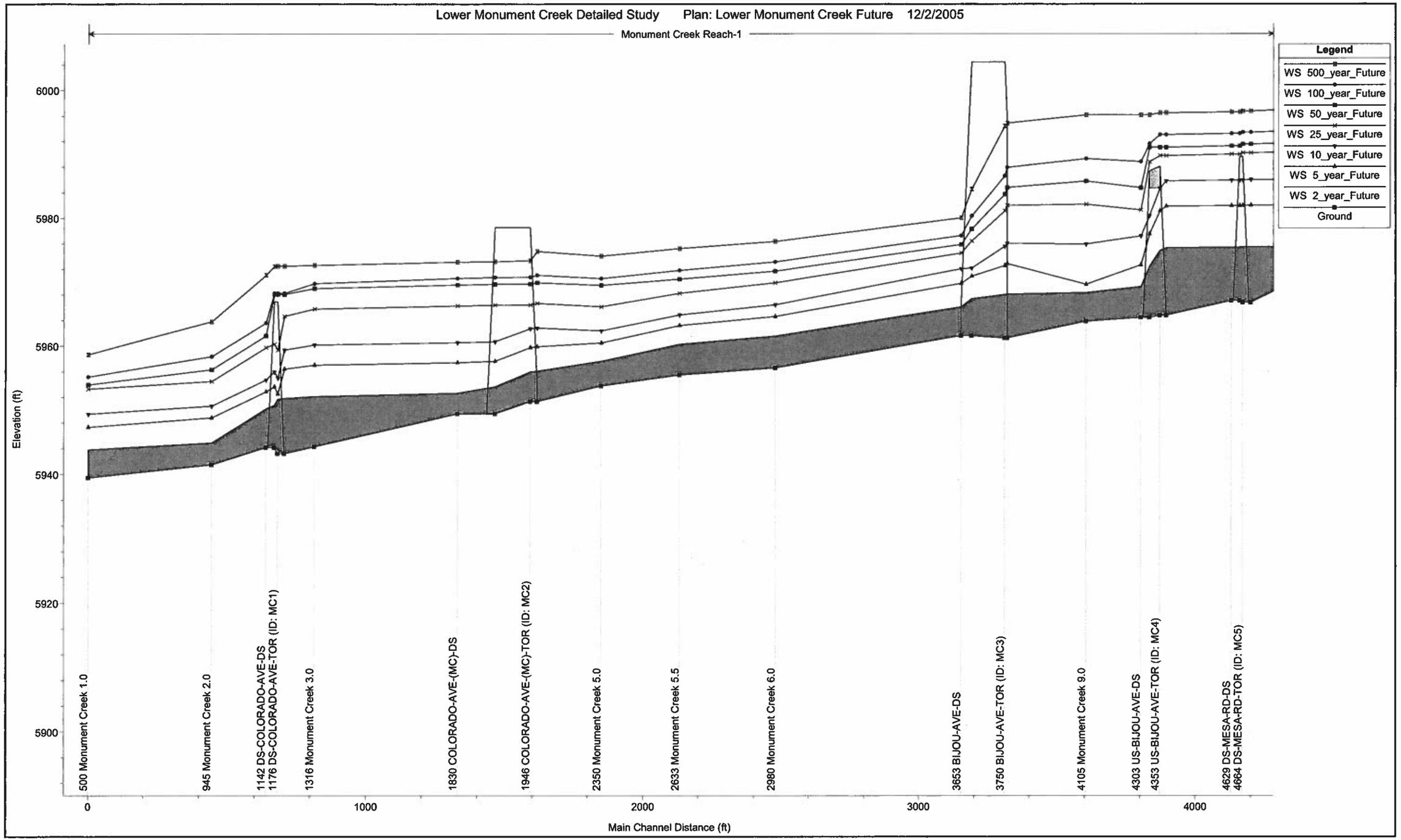
Lower Monument Creek Detailed Study Plan: Lower Monument Creek Future 12/2/2005
Monument Creek Reach-1
Legend
WS 500_year_Future
WS 100_year_Future
WS 50_year_Future
WS 25_year_Future
WS 10_year_Future
WS 5_year_Future
WS 2_year_Future
Ground
Elevation (ft)
6000
5980
5960
5940
5920
5900
500 Monument Creek 1.0
945 Monument Creek 2.0
1142 DS-COLORADO-AVE-DS
1176 DS-COLORADO-AVE-TOR (ID: MC1)
1316 Monument Creek 3.0
1830 COLORADO-AVE-(MC)-DS
1946 COLORADO-AVE-(MC)-TOR (ID: MC2)
2350 Monument Creek 5.0
2633 Monument Creek 5.5
2980 Monument Creek 6.0
3653 BIJOU-AVE-DS
3750 BIJOU-AVE-TOR (ID: MC3)
4105 Monument Creek 9.0
4303 US-BIJOU-AVE-DS
4353 US-BIJOU-AVE-TOR (ID: MC4)
4629 DS-MESA-RD-DS
4664 DS-MESA-RD-TOR (ID: MC5)
0
1000
2000
3000
4000
Main Channel Distance (ft)

HEC-RAS Plan: LMC Existing River: Monument Creek Reach: Reach-1 (Continued)

Reach	River Sta	Profile	Q Total	Min Ch El	W.S. Elev	Crit W.S.	E.G. Elev	E.G. Slope	Vel Chnl	Flow Area	Top Width	Froude # Chl
			(cfs)	(ft)	(ft)	(ft)	(ft)	(ft/ft)	(ft/s)	(sq ft)	(ft)	
Reach-1	2350	500_year_Existin	52000.00	5953.80	5974.11	5971.41	5978.77	0.004264	19.69	3940.50	1430.93	0.79
Reach-1	2117	2_year_Existing	2400.00	5951.36	5956.05	5954.40	5956.34	0.001370	4.39	591.99	216.59	0.40
Reach-1	2117	5_year_Existing	7600.00	5951.36	5959.95	5956.83	5960.53	0.001106	6.37	1516.65	244.34	0.41
Reach-1	2117	10_year_Existing	12000.00	5951.36	5962.89	5958.28	5963.59	0.000876	7.05	2259.20	259.57	0.38
Reach-1	2117	25_year_Existing	23000.00	5951.36	5966.74	5961.14	5968.02	0.001084	9.64	3283.34	273.04	0.45
Reach-1	2117	50_year_Existing	29000.00	5951.36	5969.94	5962.46	5971.24	0.000854	9.79	4178.05	1098.99	0.41
Reach-1	2117	100_year_Existin	36000.00	5951.36	5971.14	5963.92	5972.86	0.001046	11.31	4524.07	1345.01	0.48
Reach-1	2117	500_year_Existin	52000.00	5951.36	5974.86	5966.82	5977.11	0.001115	13.17	6542.88	2136.86	0.49
Reach-1	1946		Bridge									
Reach-1	1830	2_year_Existing	2400.00	5949.45	5952.57	5952.49	5953.49	0.008721	7.69	315.69	155.52	0.92
Reach-1	1830	5_year_Existing	7600.00	5949.45	5957.45	5954.87	5958.18	0.001501	7.04	1295.81	220.56	0.47
Reach-1	1830	10_year_Existing	12000.00	5949.45	5960.58	5956.35	5961.38	0.001043	7.49	2013.39	240.29	0.41
Reach-1	1830	25_year_Existing	23000.00	5949.45	5966.32	5959.29	5967.41	0.000802	8.86	3472.92	270.17	0.39
Reach-1	1830	50_year_Existing	29000.00	5949.45	5969.59	5960.69	5970.73	0.000661	9.11	4390.75	745.47	0.37
Reach-1	1830	100_year_Existin	36000.00	5949.45	5970.62	5962.19	5972.18	0.000848	10.69	4695.67	1050.28	0.42
Reach-1	1830	500_year_Existin	52000.00	5949.45	5973.19	5965.21	5975.85	0.001158	13.52	5524.88	1893.43	0.50
Reach-1	1316	2_year_Existing	2400.00	5944.33	5952.04	5948.38	5952.26	0.000699	3.77	638.93	135.23	0.30
Reach-1	1316	5_year_Existing	7600.00	5944.33	5957.08	5951.91	5957.59	0.000649	5.80	1424.84	170.29	0.32
Reach-1	1316	10_year_Existing	12000.00	5944.33	5960.22	5953.64	5960.92	0.000628	6.85	1975.35	180.23	0.33
Reach-1	1316	25_year_Existing	23000.00	5944.33	5965.83	5957.17	5967.01	0.000671	8.98	3036.56	863.17	0.37
Reach-1	1316	50_year_Existing	29000.00	5944.33	5969.05	5958.78	5970.35	0.000611	9.52	3775.51	999.41	0.36
Reach-1	1316	100_year_Existin	36000.00	5944.33	5969.80	5960.48	5971.66	0.000833	11.37	4046.63	1075.87	0.42
Reach-1	1316	500_year_Existin	52000.00	5944.33	5972.66	5963.99	5975.07	0.001000	13.47	7445.22	1989.19	0.47
Reach-1	1208	2_year_Existing	2400.00	5943.25	5951.77	5949.20	5952.13	0.001052	4.85	511.37	106.18	0.37
Reach-1	1208	5_year_Existing	7600.00	5943.25	5956.44	5952.45	5957.37	0.001210	7.91	1130.78	162.84	0.44
Reach-1	1208	10_year_Existing	12000.00	5943.25	5959.42	5954.60	5960.67	0.001182	9.30	1634.67	175.18	0.45
Reach-1	1208	25_year_Existing	23000.00	5943.25	5964.69	5958.82	5966.67	0.001253	12.02	2639.98	927.72	0.50
Reach-1	1208	50_year_Existing	29000.00	5943.25	5968.13	5960.66	5970.08	0.001021	12.17	3777.89	1393.78	0.46
Reach-1	1208	100_year_Existin	36000.00	5943.25	5968.29	5962.74	5971.22	0.001528	14.96	3874.89	1537.29	0.56
Reach-1	1208	500_year_Existin	52000.00	5943.25	5972.55	5967.83	5974.95	0.001196	14.90	9288.59	2352.56	0.51
Reach-1	1176		Bridge									
Reach-1	1142	2_year_Existing	2400.00	5944.20	5950.16	5950.16	5951.52	0.009221	9.36	257.93	92.67	0.98
Reach-1	1142	5_year_Existing	7600.00	5944.20	5952.90	5953.36	5956.30	0.009411	14.85	530.98	107.81	1.11
Reach-1	1142	10_year_Existing	12000.00	5944.20	5954.76	5955.57	5959.35	0.008734	17.36	747.26	125.71	1.12
Reach-1	1142	25_year_Existing	23000.00	5944.20	5959.79	5959.79	5964.91	0.005113	18.77	1534.63	172.80	0.94
Reach-1	1142	50_year_Existing	29000.00	5944.20	5961.63	5961.63	5967.46	0.004933	20.22	1859.56	180.42	0.94
Reach-1	1142	100_year_Existin	36000.00	5944.20	5963.66	5963.66	5970.14	0.004683	21.52	2240.79	197.06	0.94
Reach-1	1142	500_year_Existin	52000.00	5944.20	5971.14	5971.14	5974.90	0.001959	17.90	7009.60	2337.75	0.65
Reach-1	945	2_year_Existing	2400.00	5941.50	5944.80	5945.80	5948.23	0.021735	14.86	161.52	52.32	1.49
Reach-1	945	5_year_Existing	7600.00	5941.50	5948.84	5950.19	5953.58	0.015115	17.48	439.94	100.23	1.36
Reach-1	945	10_year_Existing	12000.00	5941.50	5950.67	5952.40	5956.80	0.013224	20.03	657.16	128.49	1.34
Reach-1	945	25_year_Existing	23000.00	5941.50	5954.52	5956.58	5962.63	0.010195	23.57	1188.47	146.34	1.26
Reach-1	945	50_year_Existing	29000.00	5941.50	5956.36	5958.48	5965.24	0.009232	24.90	1462.30	153.98	1.23
Reach-1	945	100_year_Existin	36000.00	5941.50	5958.39	5960.70	5967.99	0.008330	26.12	1783.67	162.44	1.20
Reach-1	945	500_year_Existin	52000.00	5941.50	5963.85	5967.05	5972.76	0.005363	25.88	3064.24	1145.14	1.02
Reach-1	500	2_year_Existing	2400.00	5939.50	5943.77	5943.11	5944.78	0.005002	8.09	296.74	83.26	0.75
Reach-1	500	5_year_Existing	7600.00	5939.50	5947.39	5946.67	5949.67	0.005002	12.14	636.94	105.97	0.83
Reach-1	500	10_year_Existing	12000.00	5939.50	5949.42	5948.83	5952.67	0.005009	14.54	870.91	125.59	0.87
Reach-1	500	25_year_Existing	23000.00	5939.50	5953.32	5953.22	5958.53	0.005001	18.64	1438.32	165.61	0.93
Reach-1	500	50_year_Existing	29000.00	5939.50	5954.00	5955.18	5961.32	0.006596	22.17	1552.44	173.35	1.08
Reach-1	500	100_year_Existin	36000.00	5939.50	5955.22	5957.29	5964.35	0.007395	24.90	1772.62	187.40	1.16
Reach-1	500	500_year_Existin	52000.00	5939.50	5956.71	5963.90	5969.82	0.006961	27.92	2465.01	549.05	1.16

HEC-RAS Plan: LMC Existing River: Monument Creek Reach: Reach-1 (Continued)

Reach	River Sta	Profile	Q Total	Min Ch El	W.S. Elev	Crit W.S.	E.G. Elev	E.G. Slope	Vel Chnl	Flow Area	Top Width	Froude # Chl
			(cfs)	(ft)	(ft)	(ft)	(ft)	(ft/ft)	(ft/s)	(sq ft)	(ft)	
Reach-1	7578	50_year_Existing	29000.00	5987.50	6005.22	5999.82	6007.24	0.001360	11.99	3175.21	239.69	0.51
Reach-1	7578	100_year_Existin	36000.00	5987.50	6009.02		6010.90	0.001005	11.79	4514.28	673.51	0.46
Reach-1	7578	500_year_Existin	52000.00	5987.50	6010.51	6004.66	6013.65	0.001571	15.44	5573.19	760.01	0.58
Reach-1	7479	2_year_Existing	2400.00	5988.54	5994.40	5992.53	5994.70	0.001244	4.43	618.94	215.17	0.39
Reach-1	7479	5_year_Existing	7600.00	5988.54	5997.62	5995.13	5998.37	0.001553	7.29	1321.49	221.70	0.46
Reach-1	7479	10_year_Existing	12000.00	5988.54	5999.45	5996.58	6000.57	0.001748	8.98	1730.84	225.42	0.52
Reach-1	7479	25_year_Existing	23000.00	5988.54	6002.90	5999.55	6004.89	0.002077	12.13	2521.25	232.44	0.60
Reach-1	7479	50_year_Existing	29000.00	5988.54	6004.54	6000.92	6006.95	0.002152	13.40	2904.75	261.16	0.63
Reach-1	7479	100_year_Existin	36000.00	5988.54	6008.82	6002.27	6010.77	0.001273	12.28	4474.19	493.99	0.50
Reach-1	7479	500_year_Existin	52000.00	5988.54	6009.92	6005.45	6013.38	0.002124	16.49	4990.27	617.95	0.66
Reach-1	7451		Bridge									
Reach-1	7406	2_year_Existing	2400.00	5989.06	5993.05	5993.05	5994.15	0.009831	8.39	286.07	126.98	0.99
Reach-1	7406	5_year_Existing	7600.00	5989.06	5995.65	5995.65	5997.64	0.006867	11.61	776.19	216.72	0.93
Reach-1	7406	10_year_Existing	12000.00	5989.06	5997.13	5997.13	5999.74	0.006502	13.51	1098.90	219.60	0.95
Reach-1	7406	25_year_Existing	23000.00	5989.06	6000.04	6000.04	6003.97	0.006130	16.91	1747.12	225.84	0.98
Reach-1	7406	50_year_Existing	29000.00	5989.06	6001.38	6001.38	6005.96	0.006002	18.33	2053.48	228.85	1.00
Reach-1	7406	100_year_Existin	36000.00	5989.06	6002.84	6002.84	6008.09	0.005661	19.74	2388.49	231.67	1.00
Reach-1	7406	500_year_Existin	52000.00	5989.06	6006.48	6006.48	6012.37	0.004756	21.22	3499.59	437.86	0.95
Reach-1	7238	2_year_Existing	2400.00	5985.50	5988.28	5988.95	5990.67	0.045820	12.41	193.36	81.98	1.42
Reach-1	7238	5_year_Existing	7600.00	5985.50	5991.31	5992.45	5995.05	0.027745	15.82	515.38	144.67	1.25
Reach-1	7238	10_year_Existing	12000.00	5985.50	5993.06	5994.21	5997.27	0.022002	17.07	833.86	214.60	1.17
Reach-1	7238	25_year_Existing	23000.00	5985.50	5995.49	5997.13	6001.56	0.022755	21.40	1380.96	232.37	1.25
Reach-1	7238	50_year_Existing	29000.00	5985.50	5996.55	5998.44	6003.48	0.023043	23.19	1629.87	236.82	1.29
Reach-1	7238	100_year_Existin	36000.00	5985.50	5997.64	5999.79	6005.55	0.023487	25.07	1890.10	241.38	1.32
Reach-1	7238	500_year_Existin	52000.00	5985.50	5999.86	6002.54	6009.67	0.023755	28.45	2436.48	250.76	1.37
Reach-1	7000	2_year_Existing	2400.00	5983.50	5986.74	5986.18	5987.45	0.005076	6.80	352.77	131.22	0.73
Reach-1	7000	5_year_Existing	7600.00	5983.50	5990.03	5988.82	5991.27	0.003462	8.99	901.16	219.16	0.68
Reach-1	7000	10_year_Existing	12000.00	5983.50	5991.68	5990.47	5993.37	0.003388	10.61	1279.08	233.57	0.70
Reach-1	7000	25_year_Existing	23000.00	5983.50	5994.92	5993.35	5997.51	0.003261	13.37	2062.49	249.20	0.73
Reach-1	7000	50_year_Existing	29000.00	5983.50	5996.43	5994.67	5999.42	0.003188	14.48	2443.68	255.77	0.74
Reach-1	7000	100_year_Existin	36000.00	5983.50	5998.04	5996.07	6001.46	0.003125	15.60	2859.56	262.86	0.75
Reach-1	7000	500_year_Existin	52000.00	5983.50	6001.54	5998.89	6005.68	0.002848	17.38	3655.61	312.10	0.74
Reach-1	6500	2_year_Existing	2400.00	5979.50	5983.96		5984.77	0.005645	7.24	331.52	95.98	0.69
Reach-1	6500	5_year_Existing	7600.00	5979.50	5987.26		5988.99	0.005979	10.67	765.04	183.11	0.77
Reach-1	6500	10_year_Existing	12000.00	5979.50	5989.08		5991.21	0.005426	12.14	1106.47	194.64	0.77
Reach-1	6500	25_year_Existing	23000.00	5979.50	5992.69		5995.56	0.004587	14.41	1840.27	210.31	0.75
Reach-1	6500	50_year_Existing	29000.00	5979.50	5994.07		5997.46	0.004700	15.74	2134.68	216.19	0.78
Reach-1	6500	100_year_Existin	36000.00	5979.50	5995.28		5999.42	0.005119	17.45	2399.70	221.94	0.82
Reach-1	6500	500_year_Existin	52000.00	5979.50	5997.18	5997.18	6003.40	0.006546	21.49	2832.26	232.01	0.95
Reach-1	6037	2_year_Existing	2400.00	5977.50	5981.92		5982.52	0.004034	6.17	388.83	111.48	0.58
Reach-1	6037	5_year_Existing	7600.00	5977.50	5985.02		5986.49	0.004593	9.85	837.43	177.90	0.69
Reach-1	6037	10_year_Existing	12000.00	5977.50	5987.32		5989.03	0.003708	10.86	1282.61	203.42	0.65
Reach-1	6037	25_year_Existing	23000.00	5977.50	5991.19		5993.61	0.003382	13.26	2110.40	223.33	0.66
Reach-1	6037	50_year_Existing	29000.00	5977.50	5992.56	5990.38	5995.40	0.003591	14.65	2585.41	506.86	0.69
Reach-1	6037	100_year_Existin	36000.00	5977.50	5994.12		5997.14	0.003500	15.52	3396.86	537.24	0.70
Reach-1	6037	500_year_Existin	52000.00	5977.50	5996.65	5995.66	6000.18	0.003645	17.52	4909.78	679.92	0.73
Reach-1	5603	2_year_Existing	2400.00	5975.50	5980.47		5980.94	0.003150	5.48	439.15	133.29	0.51
Reach-1	5603	5_year_Existing	7600.00	5975.50	5982.96		5984.42	0.004983	9.84	854.96	191.69	0.71
Reach-1	5603	10_year_Existing	12000.00	5975.50	5986.40		5987.60	0.002387	9.21	1562.87	215.19	0.53
Reach-1	5603	25_year_Existing	23000.00	5975.50	5990.35		5992.20	0.002428	11.72	2442.82	230.06	0.56
Reach-1	5603	50_year_Existing	29000.00	5975.50	5991.68		5993.88	0.002631	13.00	3205.88	679.33	0.60
Reach-1	5603	100_year_Existin	36000.00	5975.50	5993.51		5995.64	0.002341	13.26	4606.51	869.42	0.57
Reach-1	5603	500_year_Existin	52000.00	5975.50	5997.00		5998.57	0.001646	12.63	9545.51	1587.18	0.50
Reach-1	5268	2_year_Existing	2400.00	5975.50	5977.99	5977.99	5978.91	0.014820	7.69	311.99	171.63	1.01
Reach-1	5268	5_year_Existing	7600.00	5975.50	5982.30		5983.06	0.002486	7.06	1122.64	200.59	0.50
Reach-1	5268	10_year_Existing	12000.00	5975.50	5986.25		5986.91	0.001128	6.63	1944.18	215.35	0.37
Reach-1	5268	25_year_Existing	23000.00	5975.50	5990.24		5991.42	0.001308	8.92	2879.68	442.86	0.42
Reach-1	5268	50_year_Existing	29000.00	5975.50	5991.56		5993.01	0.001464	10.03	3732.72	682.53	0.45
Reach-1	5268	100_year_Existin	36000.00	5975.50	5993.37		5994.86	0.001378	10.47	5335.50	1280.97	0.45
Reach-1	5268	500_year_Existin	52000.00	5975.50	5996.90		5998.01	0.000987	10.04	11041.76	1697.35	0.39
Reach-1	4824	2_year_Existing	2400.00	5969.50	5975.41	5973.00	5975.75	0.001556	4.71	537.35	154.02	0.38
Reach-1	4824	5_year_Existing	7600.00	5969.50	5982.07	5976.30	5982.45	0.000633	5.35	1844.18	364.42	0.28
Reach-1	4824	10_year_Existing	12000.00	5969.50	5986.07	5978.12	5986.51	0.000515	5.89	2751.61	483.24	0.26
Reach-1	4824	25_year_Existing	23000.00	5969.50	5990.37	5981.39	5990.87	0.000517	6.95	6046.22	1044.14	0.28
Reach-1	4824	50_year_Existing	29000.00	5969.50	5991.80	5982.87	5992.38	0.000572	7.66	7795.95	1400.62	0.29
Reach-1	4824	100_year_Existin	36000.00	5969.50	5993.67	5984.39	5994.21	0.000541	7.88	10669.81	1604.30	0.29
Reach-1	4824	500_year_Existin	52000.00	5969.50	5997.02	5987.59	5997.52	0.000499	8.29	16282.01	1749.68	0.28
Reach-1	4699	2_year_Existing	2400.00	5966.83	5975.40	5970.86	5975.54	0.000570	3.03	809.55	164.26	0.21
Reach-1	4699	5_year_Existing	7600.00	5966.83	5982.07	5973.84	5982.32	0.000439	4.25	2162.68	242.56	0.21
Reach-1	4699	10_year_Existing	12000.00	5966.83	5986.08	5975.80	5986.40	0.000405	4.86	3107.59	425.43	0.21

HEC-RAS Plan: LMC Existing River: Monument Creek Reach: Reach-1 (Continued)

Reach	River Sta	Profile	Q Total	Min Ch El	W.S. Elev	Crit W.S.	E.G. Elev	E.G. Slope	Vel Chnl	Flow Area	Top Width	Froude # Chl
			(cfs)	(ft)	(ft)	(ft)	(ft)	(ft/ft)	(ft/s)	(sq ft)	(ft)	
Reach-1	4699	25_year_Existing	23000.00	5966.83	5990.26	5979.48	5990.78	0.000564	6.64	5916.86	1275.88	0.25
Reach-1	4699	50_year_Existing	29000.00	5966.83	5991.65	5980.97	5992.27	0.000644	7.40	7789.84	1384.81	0.27
Reach-1	4699	100_year_Existin	36000.00	5966.83	5993.50	5982.48	5994.12	0.000632	7.73	10426.18	1455.00	0.27
Reach-1	4699	500_year_Existin	52000.00	5966.83	5996.82	5985.66	5997.43	0.000612	8.27	15541.06	1600.69	0.28
Reach-1	4664		Bridge									
Reach-1	4629	2_year_Existing	2400.00	5967.11	5975.33	5971.15	5975.49	0.000683	3.20	753.03	183.61	0.23
Reach-1	4629	5_year_Existing	7600.00	5967.11	5982.01	5974.08	5982.27	0.000468	4.31	2126.99	224.54	0.21
Reach-1	4629	10_year_Existing	12000.00	5967.11	5986.00	5976.13	5986.32	0.000417	4.87	3087.32	357.33	0.21
Reach-1	4629	25_year_Existing	23000.00	5967.11	5990.06	5979.75	5990.61	0.000608	6.79	5303.48	903.21	0.26
Reach-1	4629	50_year_Existing	29000.00	5967.11	5991.35	5981.18	5992.03	0.000719	7.69	6903.81	1391.54	0.29
Reach-1	4629	100_year_Existin	36000.00	5967.11	5993.30	5982.57	5993.96	0.000688	7.96	9715.15	1482.05	0.29
Reach-1	4629	500_year_Existin	52000.00	5967.11	5996.67	5985.80	5997.30	0.000647	8.42	14925.38	1581.81	0.28
Reach-1	4394	2_year_Existing	2400.00	5964.84	5975.23	5969.27	5975.36	0.000378	3.13	1061.48	184.81	0.18
Reach-1	4394	5_year_Existing	7600.00	5964.84	5981.81	5973.15	5982.16	0.000427	4.75	2418.01	237.59	0.21
Reach-1	4394	10_year_Existing	12000.00	5964.84	5985.87	5975.23	5986.21	0.000444	5.61	3247.17	268.60	0.22
Reach-1	4394	25_year_Existing	23000.00	5964.84	5989.85	5978.88	5990.45	0.000709	8.00	5621.30	1104.51	0.29
Reach-1	4394	50_year_Existing	29000.00	5964.84	5991.15	5980.43	5991.84	0.000827	8.95	7109.50	1236.41	0.31
Reach-1	4394	100_year_Existin	36000.00	5964.84	5993.14	5982.03	5993.78	0.000774	9.11	9931.96	1552.00	0.31
Reach-1	4394	500_year_Existin	52000.00	5964.84	5996.55	5985.16	5997.11	0.000692	9.32	15461.67	1659.76	0.30
Reach-1	4353		Bridge									
Reach-1	4303	2_year_Existing	2400.00	5964.49	5969.24	5970.54	5973.42	0.031285	16.40	146.37	54.99	1.77
Reach-1	4303	5_year_Existing	7600.00	5964.49	5972.74	5975.06	5979.59	0.020938	21.13	383.92	102.53	1.60
Reach-1	4303	10_year_Existing	12000.00	5964.49	5977.27	5977.27	5980.68	0.005237	15.86	1007.54	165.31	0.89
Reach-1	4303	25_year_Existing	23000.00	5964.49	5981.33	5981.33	5985.78	0.004791	19.07	1780.66	207.82	0.90
Reach-1	4303	50_year_Existing	29000.00	5964.49	5984.80	5983.00	5988.28	0.003010	17.53	2710.62	452.11	0.74
Reach-1	4303	100_year_Existin	36000.00	5964.49	5988.91	5985.75	5990.60	0.001401	13.77	6379.27	1372.47	0.52
Reach-1	4303	500_year_Existin	52000.00	5964.49	5996.22	5989.57	5996.58	0.000333	8.16	17964.25	1736.24	0.27
Reach-1	4105	2_year_Existing	2400.00	5963.90	5968.27	5967.71	5969.36	0.005438	8.36	288.25	85.13	0.79
Reach-1	4105	5_year_Existing	7600.00	5963.90	5969.69	5971.32	5975.06	0.017510	18.88	417.25	97.10	1.49
Reach-1	4105	10_year_Existing	12000.00	5963.90	5975.99	5973.56	5977.83	0.002180	11.47	1323.34	169.38	0.60
Reach-1	4105	25_year_Existing	23000.00	5963.90	5982.21	5977.47	5983.87	0.001292	11.86	3630.07	824.65	0.50
Reach-1	4105	50_year_Existing	29000.00	5963.90	5985.86		5986.74	0.000660	9.62	6847.27	944.00	0.37
Reach-1	4105	100_year_Existin	36000.00	5963.90	5989.35		5989.89	0.000395	8.25	10664.04	1258.91	0.29
Reach-1	4105	500_year_Existin	52000.00	5963.90	5996.22		5996.48	0.000179	6.54	20489.96	1583.35	0.21
Reach-1	3820	2_year_Existing	2400.00	5961.28	5968.02	5965.74	5968.49	0.001323	5.87	483.80	209.63	0.42
Reach-1	3820	5_year_Existing	7600.00	5961.28	5972.94	5969.45	5973.82	0.001236	8.28	1214.21	322.48	0.45
Reach-1	3820	10_year_Existing	12000.00	5961.28	5976.11	5971.63	5977.16	0.001099	9.29	1767.70	347.80	0.44
Reach-1	3820	25_year_Existing	23000.00	5961.28	5982.04	5975.31	5983.49	0.001004	11.27	2890.37	753.93	0.45
Reach-1	3820	50_year_Existing	29000.00	5961.28	5984.83	5976.95	5986.44	0.000956	12.01	3476.70	1108.93	0.45
Reach-1	3820	100_year_Existin	36000.00	5961.28	5987.99	5978.69	5989.62	0.000855	12.40	4484.49	1435.33	0.43
Reach-1	3820	500_year_Existin	52000.00	5961.28	5994.92	5982.16	5996.29	0.000592	12.09	7491.33	1785.19	0.37
Reach-1	3750		Bridge									
Reach-1	3653	2_year_Existing	2400.00	5961.63	5966.07	5966.07	5967.65	0.011425	10.13	248.09	210.06	0.96
Reach-1	3653	5_year_Existing	7600.00	5961.63	5969.84	5969.84	5972.67	0.008180	14.07	674.63	280.81	0.92
Reach-1	3653	10_year_Existing	12000.00	5961.63	5972.12	5972.12	5975.54	0.007236	15.69	1042.55	321.98	0.91
Reach-1	3653	25_year_Existing	23000.00	5961.63	5974.58	5976.04	5981.25	0.010918	22.77	1483.32	341.28	1.16
Reach-1	3653	50_year_Existing	29000.00	5961.63	5975.91	5977.79	5983.85	0.011566	25.15	1732.28	351.68	1.22
Reach-1	3653	100_year_Existin	36000.00	5961.63	5977.30	5979.63	5986.63	0.012146	27.54	2002.05	676.51	1.27
Reach-1	3653	500_year_Existin	52000.00	5961.63	5980.08	5983.36	5992.27	0.013019	32.02	2567.98	1140.72	1.35
Reach-1	2980	2_year_Existing	2400.00	5956.62	5961.49	5959.67	5961.88	0.003687	5.02	478.28	119.53	0.44
Reach-1	2980	5_year_Existing	7600.00	5956.62	5964.68	5962.63	5965.76	0.004938	8.48	964.05	162.20	0.56
Reach-1	2980	10_year_Existing	12000.00	5956.62	5966.48	5964.35	5968.10	0.005541	10.45	1262.37	168.18	0.62
Reach-1	2980	25_year_Existing	23000.00	5956.62	5969.93	5967.75	5972.76	0.006411	13.99	1858.31	177.78	0.70
Reach-1	2980	50_year_Existing	29000.00	5956.62	5971.76	5969.25	5975.05	0.006255	15.16	2188.67	183.23	0.71
Reach-1	2980	100_year_Existin	36000.00	5956.62	5973.20	5970.90	5977.28	0.006836	16.91	2457.63	625.67	0.75
Reach-1	2980	500_year_Existin	52000.00	5956.62	5976.41	5974.33	5981.94	0.007354	19.87	3089.25	1058.58	0.81
Reach-1	2633	2_year_Existing	2400.00	5955.50	5960.22	5958.53	5960.65	0.003376	5.27	455.89	144.52	0.52
Reach-1	2633	5_year_Existing	7600.00	5955.50	5963.23	5961.54	5964.29	0.003637	8.26	924.35	162.54	0.60
Reach-1	2633	10_year_Existing	12000.00	5955.50	5964.92	5963.08	5966.49	0.003886	10.10	1203.22	169.12	0.65
Reach-1	2633	25_year_Existing	23000.00	5955.50	5968.30	5966.18	5970.96	0.004054	13.20	1797.96	182.35	0.70
Reach-1	2633	50_year_Existing	29000.00	5955.50	5970.51	5967.66	5973.35	0.003411	13.68	2210.68	283.25	0.66
Reach-1	2633	100_year_Existin	36000.00	5955.50	5971.67	5969.20	5975.40	0.003735	15.29	2475.94	685.55	0.71
Reach-1	2633	500_year_Existin	52000.00	5955.50	5975.29	5972.40	5979.90	0.003721	17.58	3208.93	1000.57	0.73
Reach-1	2350	2_year_Existing	2400.00	5953.80	5957.56	5957.56	5958.89	0.012779	9.25	259.35	96.16	0.99
Reach-1	2350	5_year_Existing	7600.00	5953.80	5960.52	5960.52	5962.66	0.008743	12.28	783.79	199.55	0.92
Reach-1	2350	10_year_Existing	12000.00	5953.80	5962.44	5962.11	5964.94	0.007172	13.58	1174.37	207.80	0.88
Reach-1	2350	25_year_Existing	23000.00	5953.80	5966.21	5965.28	5969.53	0.005814	16.10	1985.79	221.86	0.85
Reach-1	2350	50_year_Existing	29000.00	5953.80	5969.55	5966.72	5972.35	0.003574	15.02	2744.72	439.94	0.70
Reach-1	2350	100_year_Existin	36000.00	5953.80	5970.61	5968.27	5974.26	0.004264	17.20	2995.37	874.08	0.77

HEC-RAS Plan: LMC Existing River: Monument Creek Reach: Reach-1 (Continued)

Reach	River Sta	Profile	Q Total	Min Ch El	W.S. Elev	Crit W.S.	E.G. Elev	E.G. Slope	Vel Chnl	Flow Area	Top Width	Froude # Chl
			(cfs)	(ft)	(ft)	(ft)	(ft)	(ft/ft)	(ft/s)	(sq ft)	(ft)	
Reach-1	15755	500_year_Existin	49000.00	6048.18	6080.92	6068.18	6081.40	0.000688	7.60	12560.53	1559.16	0.24
Reach-1	15687		Bridge									
Reach-1	15632	2_year_Existing	2400.00	6041.48	6048.24	6046.44	6048.73	0.004321	5.66	447.15	109.98	0.47
Reach-1	15632	5_year_Existing	7400.00	6041.48	6052.29	6049.57	6053.49	0.004514	8.93	929.34	128.24	0.54
Reach-1	15632	10_year_Existing	12000.00	6041.48	6054.83	6051.71	6056.61	0.004622	10.98	1288.23	139.66	0.56
Reach-1	15632	25_year_Existing	22000.00	6041.48	6058.97	6055.49	6061.69	0.005286	14.23	1851.24	158.33	0.64
Reach-1	15632	50_year_Existing	28000.00	6041.48	6060.94	6057.49	6064.53	0.005583	15.87	2129.03	167.21	0.68
Reach-1	15632	100_year_Existin	34000.00	6041.48	6062.67	6059.16	6066.95	0.005884	17.37	2373.06	175.01	0.70
Reach-1	15632	500_year_Existin	49000.00	6041.48	6066.48	6062.97	6072.41	0.006453	20.56	3052.39	192.20	0.76
Reach-1	15412	2_year_Existing	2400.00	6042.30	6047.29		6047.77	0.004431	5.55	432.50	105.74	0.48
Reach-1	15412	5_year_Existing	7400.00	6042.30	6051.38		6052.50	0.004127	8.50	897.58	121.36	0.52
Reach-1	15412	10_year_Existing	12000.00	6042.30	6053.86		6055.54	0.004412	10.48	1210.17	130.74	0.57
Reach-1	15412	25_year_Existing	22000.00	6042.30	6057.90		6060.71	0.004906	13.69	1768.40	145.76	0.63
Reach-1	15412	50_year_Existing	28000.00	6042.30	6059.82		6063.28	0.005165	15.24	2055.08	152.19	0.66
Reach-1	15412	100_year_Existin	34000.00	6042.30	6061.52		6065.61	0.005414	16.65	2317.88	157.85	0.69
Reach-1	15412	500_year_Existin	49000.00	6042.30	6065.38		6070.85	0.005738	19.48	2949.68	171.92	0.73
Reach-1	15000	2_year_Existing	2400.00	6039.50	6045.32		6045.79	0.005204	5.50	436.24	89.93	0.44
Reach-1	15000	5_year_Existing	7400.00	6039.50	6048.80		6050.19	0.007830	9.56	828.13	134.91	0.59
Reach-1	15000	10_year_Existing	12000.00	6039.50	6050.60	6048.94	6052.86	0.010008	12.34	1078.17	142.34	0.69
Reach-1	15000	25_year_Existing	22000.00	6039.50	6053.91		6057.64	0.011734	16.17	1570.47	154.21	0.78
Reach-1	15000	50_year_Existing	28000.00	6039.50	6055.86		6060.15	0.011458	17.51	1877.53	160.54	0.79
Reach-1	15000	100_year_Existin	34000.00	6039.50	6057.84		6062.50	0.010760	18.40	2201.34	166.95	0.78
Reach-1	15000	500_year_Existin	49000.00	6039.50	6062.62		6067.85	0.009005	19.82	3032.91	180.91	0.74
Reach-1	14500	2_year_Existing	2400.00	6037.50	6040.78	6040.56	6041.82	0.013121	8.18	293.43	109.54	0.88
Reach-1	14500	5_year_Existing	7400.00	6037.50	6043.63	6043.34	6045.78	0.009624	11.17	672.28	137.43	0.85
Reach-1	14500	10_year_Existing	12000.00	6037.50	6046.20	6045.18	6048.56	0.007418	12.41	1014.52	149.79	0.79
Reach-1	14500	25_year_Existing	22000.00	6037.50	6050.85	6048.43	6053.76	0.004941	13.88	1744.12	163.63	0.70
Reach-1	14500	50_year_Existing	28000.00	6037.50	6053.47	6050.11	6056.57	0.004122	14.42	2184.85	172.91	0.66
Reach-1	14500	100_year_Existin	34000.00	6037.50	6055.91	6051.70	6059.20	0.003607	14.91	2616.41	181.44	0.63
Reach-1	14500	500_year_Existin	49000.00	6037.50	6061.26	6055.16	6065.03	0.002944	16.11	3636.38	503.45	0.60
Reach-1	14000	2_year_Existing	2400.00	6031.50	6036.07		6036.98	0.007321	7.68	312.64	81.75	0.89
Reach-1	14000	5_year_Existing	7400.00	6031.50	6040.44		6042.17	0.005320	10.60	739.81	117.89	0.66
Reach-1	14000	10_year_Existing	12000.00	6031.50	6043.39		6045.83	0.004637	12.22	1118.69	138.59	0.65
Reach-1	14000	25_year_Existing	22000.00	6031.50	6048.69		6051.62	0.003741	14.30	1941.82	167.14	0.63
Reach-1	14000	50_year_Existing	28000.00	6031.50	6051.51		6054.70	0.003373	15.11	2425.89	176.49	0.61
Reach-1	14000	100_year_Existin	34000.00	6031.50	6054.04		6057.49	0.003149	15.87	2882.34	184.86	0.60
Reach-1	14000	500_year_Existin	49000.00	6031.50	6059.41		6063.53	0.002885	17.62	3924.16	203.22	0.60
Reach-1	13500	2_year_Existing	2400.00	6027.50	6033.32		6034.12	0.004518	7.19	337.92	77.68	0.56
Reach-1	13500	5_year_Existing	7400.00	6027.50	6037.44		6039.46	0.005394	11.67	743.63	109.91	0.68
Reach-1	13500	10_year_Existing	12000.00	6027.50	6039.85		6042.90	0.006139	14.54	1018.43	118.27	0.75
Reach-1	13500	25_year_Existing	22000.00	6027.50	6043.54		6048.80	0.007591	19.44	1478.78	130.98	0.88
Reach-1	13500	50_year_Existing	28000.00	6027.50	6045.21		6051.83	0.008427	21.95	1702.82	136.83	0.94
Reach-1	13500	100_year_Existin	34000.00	6027.50	6047.01	6047.01	6054.63	0.008607	23.73	1953.99	142.75	0.97
Reach-1	13500	500_year_Existin	49000.00	6027.50	6051.49	6051.49	6060.75	0.008132	26.60	2629.81	159.57	0.97
Reach-1	13002	2_year_Existing	2400.00	6025.50	6031.46	6029.40	6032.04	0.003641	6.10	393.24	85.30	0.50
Reach-1	13002	5_year_Existing	7400.00	6025.50	6035.62	6033.18	6036.96	0.003985	9.35	831.36	126.14	0.58
Reach-1	13002	10_year_Existing	12000.00	6025.50	6038.12	6035.45	6040.08	0.004145	11.39	1174.60	146.75	0.61
Reach-1	13002	25_year_Existing	22000.00	6025.50	6042.25	6039.36	6045.34	0.004359	14.53	1808.81	283.22	0.67
Reach-1	13002	50_year_Existing	28000.00	6025.50	6044.28	6041.29	6047.98	0.004452	16.00	2625.07	538.52	0.69
Reach-1	13002	100_year_Existin	34000.00	6025.50	6046.10	6043.02	6050.37	0.004537	17.30	3623.62	561.82	0.71
Reach-1	13002	500_year_Existin	49000.00	6025.50	6049.31	6046.88	6055.35	0.005320	20.81	5539.81	631.90	0.78
Reach-1	12502	2_year_Existing	2400.00	6023.50	6029.23	6027.68	6029.96	0.004749	6.85	359.80	100.51	0.57
Reach-1	12502	5_year_Existing	7400.00	6023.50	6032.91	6031.45	6034.63	0.005366	10.86	825.03	138.55	0.67
Reach-1	12502	10_year_Existing	12000.00	6023.50	6035.35	6033.73	6037.69	0.005380	12.94	1175.28	148.05	0.70
Reach-1	12502	25_year_Existing	22000.00	6023.50	6039.24	6037.46	6042.82	0.005859	16.34	1776.19	160.43	0.76
Reach-1	12502	50_year_Existing	28000.00	6023.50	6041.22	6039.33	6045.42	0.005698	17.86	2100.02	166.59	0.78
Reach-1	12502	100_year_Existin	34000.00	6023.50	6043.06	6041.02	6047.79	0.005664	19.10	2411.68	173.14	0.79
Reach-1	12502	500_year_Existin	49000.00	6023.50	6048.55	6044.83	6052.50	0.003769	16.56	4909.96	546.70	0.67
Reach-1	12003	2_year_Existing	2400.00	6021.50	6025.84	6025.20	6026.80	0.008698	7.86	316.79	121.71	0.74
Reach-1	12003	5_year_Existing	7400.00	6021.50	6028.69	6028.40	6030.99	0.010056	12.51	592.35	138.26	0.88
Reach-1	12003	10_year_Existing	12000.00	6021.50	6030.45	6030.44	6033.87	0.011002	15.43	936.12	141.48	0.96
Reach-1	12003	25_year_Existing	22000.00	6021.50	6033.98	6033.98	6038.97	0.010158	18.92	1455.25	152.29	0.98
Reach-1	12003	50_year_Existing	28000.00	6021.50	6035.60	6035.60	6041.59	0.009833	20.52	1737.26	158.98	0.99
Reach-1	12003	100_year_Existin	34000.00	6021.50	6037.45	6037.45	6043.99	0.009593	21.91	2005.87	165.09	1.00
Reach-1	12003	500_year_Existin	49000.00	6021.50	6041.29	6041.29	6049.33	0.008892	24.56	2666.46	267.04	1.00
Reach-1	11556	2_year_Existing	2400.00	6016.39	6020.06	6020.06	6021.48	0.016904	9.56	251.16	89.54	1.01
Reach-1	11556	5_year_Existing	7400.00	6016.39	6023.24	6023.24	6025.98	0.012352	13.38	582.85	119.92	0.97
Reach-1	11556	10_year_Existing	12000.00	6016.39	6025.43	6025.43	6028.99	0.010776	15.41	862.31	132.93	0.96
Reach-1	11556	25_year_Existing	22000.00	6016.39	6028.66	6029.03	6034.20	0.010996	19.49	1309.31	143.39	1.02
Reach-1	11556	50_year_Existing	28000.00	6016.39	6030.31	6030.88	6038.87	0.010985	21.34	1550.57	148.72	1.05

HEC-RAS Plan: LMC Existing River: Monument Creek Reach: Reach-1 (Continued)

Reach	River Sta	Profile	Q Total	Min Ch El	W.S. Elev	Crit W.S.	E.G. Elev	E.G. Slope	Vel Chnl	Flow Area	Top Width	Froude # Chl
			(cfs)	(ft)	(ft)	(ft)	(ft)	(ft/ft)	(ft/s)	(sq ft)	(ft)	
Reach-1	11556	100_year_Existin	34000.00	6016.39	6031.83	6032.62	6039.33	0.010930	22.92	1760.21	153.63	1.06
Reach-1	11556	500_year_Existin	49000.00	6016.39	6035.14	6036.52	6044.78	0.010910	26.27	2305.97	165.23	1.10
Reach-1	11048	2_year_Existing	2400.00	6010.39	6015.06	6014.11	6015.93	0.007103	7.47	321.40	85.90	0.68
Reach-1	11048	5_year_Existing	7600.00	6010.39	6019.08	6017.67	6020.84	0.006608	10.65	717.30	115.14	0.72
Reach-1	11048	10_year_Existing	12000.00	6010.39	6021.28	6019.73	6023.71	0.006336	12.58	992.96	132.08	0.74
Reach-1	11048	25_year_Existing	23000.00	6010.39	6025.60	6023.78	6029.36	0.005944	15.83	1592.09	145.56	0.77
Reach-1	11048	50_year_Existing	29000.00	6010.39	6027.58	6025.62	6031.94	0.005793	17.14	1886.57	151.75	0.77
Reach-1	11048	100_year_Existin	36000.00	6010.39	6029.73	6027.57	6034.69	0.005584	18.38	2222.45	159.76	0.78
Reach-1	11048	500_year_Existin	52000.00	6010.39	6034.14	6031.52	6040.22	0.005186	20.59	2965.12	179.02	0.78
Reach-1	10593	2_year_Existing	2400.00	6007.50	6012.54		6013.35	0.004574	7.24	331.50	80.45	0.63
Reach-1	10593	5_year_Existing	7600.00	6007.50	6016.57		6018.33	0.004671	10.66	736.45	121.05	0.70
Reach-1	10593	10_year_Existing	12000.00	6007.50	6018.70		6021.21	0.004797	12.83	1006.09	132.20	0.74
Reach-1	10593	25_year_Existing	23000.00	6007.50	6022.95		6026.92	0.004757	16.39	1605.47	149.07	0.78
Reach-1	10593	50_year_Existing	29000.00	6007.50	6024.98		6029.57	0.004625	17.73	1915.57	156.48	0.79
Reach-1	10593	100_year_Existin	36000.00	6007.50	6027.31		6032.44	0.004349	18.86	2290.73	165.00	0.76
Reach-1	10593	500_year_Existin	52000.00	6007.50	6031.26		6037.97	0.004465	21.82	2974.23	194.15	0.82
Reach-1	10194	2_year_Existing	2400.00	6005.50	6011.10	6009.45	6011.74	0.003380	6.44	372.55	86.80	0.55
Reach-1	10194	5_year_Existing	7600.00	6005.50	6015.01	6013.14	6016.59	0.003826	10.14	789.13	125.60	0.64
Reach-1	10194	10_year_Existing	12000.00	6005.50	6016.92	6015.30	6019.35	0.004430	12.64	1040.17	135.69	0.72
Reach-1	10194	25_year_Existing	23000.00	6005.50	6020.32	6019.42	6024.81	0.005642	17.44	1522.52	148.70	0.85
Reach-1	10194	50_year_Existing	29000.00	6005.50	6021.89	6021.30	6027.39	0.006000	19.39	1760.69	154.73	0.89
Reach-1	10194	100_year_Existin	36000.00	6005.50	6023.31	6023.31	6030.15	0.006647	21.72	1984.96	160.19	0.96
Reach-1	10194	500_year_Existin	52000.00	6005.50	6027.46	6027.46	6035.74	0.006074	24.21	2684.15	501.23	0.95
Reach-1	9538	2_year_Existing	2400.00	6001.59	6005.31	6005.31	6006.90	0.025183	10.10	237.65	74.50	1.00
Reach-1	9538	5_year_Existing	7600.00	6001.59	6009.21	6009.21	6011.89	0.016761	13.33	649.59	156.47	0.91
Reach-1	9538	10_year_Existing	12000.00	6001.59	6011.38	6011.38	6014.49	0.014186	14.82	1028.17	162.53	0.88
Reach-1	9538	25_year_Existing	23000.00	6001.59	6015.19	6014.98	6019.37	0.012801	17.90	1758.70	198.53	0.89
Reach-1	9538	50_year_Existing	29000.00	6001.59	6019.69	6016.52	6022.58	0.006265	15.35	2682.07	211.90	0.65
Reach-1	9538	100_year_Existin	36000.00	6001.59	6019.72	6018.19	6024.16	0.009590	19.02	2688.38	212.01	0.81
Reach-1	9538	500_year_Existin	52000.00	6001.59	6021.79	6021.56	6028.82	0.012930	23.83	3136.01	319.41	0.96
Reach-1	9346	2_year_Existing	2400.00	5998.17	6005.06	6002.21	6005.43	0.001284	4.98	597.32	158.22	0.36
Reach-1	9346	5_year_Existing	7600.00	5998.17	6008.80	6005.92	6009.78	0.002022	8.63	1323.73	215.86	0.49
Reach-1	9346	10_year_Existing	12000.00	5998.17	6010.89	6008.08	6012.28	0.002340	10.57	1779.58	221.71	0.54
Reach-1	9346	25_year_Existing	23000.00	5998.17	6015.30	6011.58	6017.41	0.002493	13.47	2785.57	234.10	0.59
Reach-1	9346	50_year_Existing	29000.00	5998.17	6019.72	6013.14	6021.48	0.001576	12.58	3847.83	485.28	0.49
Reach-1	9346	100_year_Existin	36000.00	5998.17	6019.77	6014.78	6022.47	0.002407	15.57	3859.87	486.76	0.60
Reach-1	9346	500_year_Existin	52000.00	5998.17	6022.54	6018.10	6025.87	0.002760	18.13	6245.60	935.23	0.66
Reach-1	9293		Bridge									
Reach-1	9206	2_year_Existing	2400.00	5997.90	6004.49	6001.98	6004.91	0.001570	5.32	549.88	150.08	0.39
Reach-1	9206	5_year_Existing	7600.00	5997.90	6007.85	6005.65	6009.11	0.002779	9.64	1176.47	211.15	0.56
Reach-1	9206	10_year_Existing	12000.00	5997.90	6009.68	6007.81	6011.57	0.003391	12.04	1573.71	218.99	0.64
Reach-1	9206	25_year_Existing	23000.00	5997.90	6012.95	6011.43	6016.34	0.004554	16.62	2303.76	345.42	0.78
Reach-1	9206	50_year_Existing	29000.00	5997.90	6014.09	6012.94	6018.47	0.005393	19.05	2565.81	416.58	0.86
Reach-1	9206	100_year_Existin	36000.00	5997.90	6014.92	6014.78	6020.79	0.006807	22.16	2758.36	474.34	0.97
Reach-1	9206	500_year_Existin	52000.00	5997.90	6022.94	6018.22	6025.27	0.002071	16.00	8409.38	1076.82	0.57
Reach-1	9008	2_year_Existing	2400.00	5999.50	6002.66	6002.66	6004.01	0.009235	9.31	263.23	118.31	0.99
Reach-1	9008	5_year_Existing	7600.00	5999.50	6005.72	6005.72	6008.01	0.006333	12.69	808.39	205.68	0.93
Reach-1	9008	10_year_Existing	12000.00	5999.50	6007.41	6007.41	6010.37	0.006104	14.77	1186.36	217.20	0.95
Reach-1	9008	25_year_Existing	23000.00	5999.50	6010.67	6010.67	6015.02	0.005890	18.46	1897.18	231.16	0.99
Reach-1	9008	50_year_Existing	29000.00	5999.50	6012.17	6012.17	6017.17	0.005804	19.98	2247.98	237.79	1.01
Reach-1	9008	100_year_Existin	36000.00	5999.50	6013.79	6013.79	6019.46	0.005675	21.47	2640.50	246.93	1.02
Reach-1	9008	500_year_Existin	52000.00	5999.50	6018.82	6018.82	6023.91	0.003630	21.10	4837.18	804.24	0.86
Reach-1	8509	2_year_Existing	2400.00	5995.50	5999.87	5998.94	6000.50	0.004152	6.37	377.43	150.38	0.67
Reach-1	8509	5_year_Existing	7600.00	5995.50	6002.29	6001.73	6003.95	0.004979	10.52	820.71	194.83	0.81
Reach-1	8509	10_year_Existing	12000.00	5995.50	6003.71	6003.27	6006.12	0.005385	12.81	1102.87	202.65	0.87
Reach-1	8509	25_year_Existing	23000.00	5995.50	6004.95	6006.37	6010.97	0.010791	20.36	1359.45	208.05	1.27
Reach-1	8509	50_year_Existing	29000.00	5995.50	6006.11	6007.78	6013.14	0.010833	22.13	1602.02	211.87	1.29
Reach-1	8509	100_year_Existin	36000.00	5995.50	6007.35	6009.29	6015.46	0.010443	23.89	1867.96	215.98	1.31
Reach-1	8509	500_year_Existin	52000.00	5995.50	6009.64	6014.29	6020.43	0.010808	27.77	2375.23	230.39	1.38
Reach-1	8011	2_year_Existing	2400.00	5993.50	5996.31	5996.31	5997.40	0.009903	8.40	286.29	133.87	0.99
Reach-1	8011	5_year_Existing	7600.00	5993.50	5998.89	5998.89	6000.97	0.007090	11.78	729.40	193.32	0.95
Reach-1	8011	10_year_Existing	12000.00	5993.50	6000.46	6000.46	6003.17	0.006448	13.59	1040.58	201.13	0.95
Reach-1	8011	25_year_Existing	23000.00	5993.50	6003.49	6003.49	6007.55	0.005942	16.93	1669.72	214.05	0.98
Reach-1	8011	50_year_Existing	29000.00	5993.50	6004.92	6004.92	6009.58	0.005713	18.25	1979.30	219.78	0.98
Reach-1	8011	100_year_Existin	36000.00	5993.50	6008.43	6006.45	6012.18	0.003229	16.56	2777.71	371.02	0.77
Reach-1	8011	500_year_Existin	52000.00	5993.50	6009.66	6009.66	6016.09	0.005009	21.79	3074.49	394.41	0.97
Reach-1	7578	2_year_Existing	2400.00	5987.50	5994.67	5990.30	5994.80	0.000294	2.91	874.31	175.98	0.20
Reach-1	7578	5_year_Existing	7600.00	5987.50	5998.04	5993.06	5998.54	0.000667	5.81	1550.23	211.98	0.33
Reach-1	7578	10_year_Existing	12000.00	5987.50	5999.95	5994.86	6000.78	0.000880	7.52	1964.05	220.34	0.39
Reach-1	7578	25_year_Existing	23000.00	5987.50	6003.55	5998.28	6005.16	0.001241	10.68	2778.93	233.04	0.48

HEC-RAS Plan: LMC Existing River: Monument Creek Reach: Reach-1 (Continued)

Reach	River Sta	Profile	Q Total	Min Ch El	W.S. Elev	Crit W.S.	E.G. Elev	E.G. Slope	Vel Chnl	Flow Area	Top Width	Froude # Chl
			(cfs)	(ft)	(ft)	(ft)	(ft)	(ft/ft)	(ft/s)	(sq ft)	(ft)	
Reach-1	20521	10_year_Existing	12000.00	6079.50	6089.73	6086.00	6090.72	0.001829	8.00	1559.44	185.36	0.46
Reach-1	20521	25_year_Existing	22000.00	6079.50	6094.36		6095.78	0.001563	9.68	2465.89	206.29	0.46
Reach-1	20521	50_year_Existing	28000.00	6079.50	6096.73		6098.37	0.001477	10.45	2967.31	216.89	0.46
Reach-1	20521	100_year_Existin	34000.00	6079.50	6098.75		6100.63	0.001453	11.20	3415.87	226.26	0.46
Reach-1	20521	500_year_Existin	49000.00	6079.50	6103.36		6105.72	0.001376	12.65	4644.09	360.12	0.47
Reach-1	20037	2_year_Existing	2400.00	6077.50	6080.68	6080.68	6082.02	0.012828	9.29	261.21	107.94	1.00
Reach-1	20037	5_year_Existing	7400.00	6077.50	6084.59		6086.29	0.005337	10.77	822.45	161.01	0.74
Reach-1	20037	10_year_Existing	12000.00	6077.50	6087.50		6089.39	0.003790	11.60	1318.56	179.53	0.67
Reach-1	20037	25_year_Existing	22000.00	6077.50	6092.62		6094.75	0.002575	12.77	2603.30	358.72	0.59
Reach-1	20037	50_year_Existing	28000.00	6077.50	6095.63		6097.54	0.001915	12.49	3890.48	465.42	0.53
Reach-1	20037	100_year_Existin	34000.00	6077.50	6098.07		6099.87	0.001612	12.50	5050.01	484.24	0.49
Reach-1	20037	500_year_Existin	49000.00	6077.50	6103.18		6104.89	0.001250	12.81	7605.54	517.42	0.45
Reach-1	19599	2_year_Existing	2400.00	6073.59	6079.42	6077.31	6079.84	0.001799	5.46	573.33	154.65	0.42
Reach-1	19599	5_year_Existing	7400.00	6073.59	6083.94		6084.79	0.001763	8.14	1326.41	182.44	0.46
Reach-1	19599	10_year_Existing	12000.00	6073.59	6086.97		6088.09	0.001698	9.55	1977.67	259.54	0.47
Reach-1	19599	25_year_Existing	22000.00	6073.59	6092.42		6093.70	0.001381	10.82	3839.41	386.25	0.45
Reach-1	19599	50_year_Existing	28000.00	6073.59	6095.46		6096.70	0.001148	11.01	5046.97	409.55	0.42
Reach-1	19599	100_year_Existin	34000.00	6073.59	6097.86		6099.14	0.001076	11.44	6048.37	424.96	0.41
Reach-1	19599	500_year_Existin	49000.00	6073.59	6102.90		6104.32	0.000988	12.46	8301.80	468.67	0.41
Reach-1	19490	2_year_Existing	2400.00	6071.60	6079.32	6076.05	6079.64	0.001086	4.70	608.79	139.49	0.33
Reach-1	19490	5_year_Existing	7400.00	6071.60	6083.78	6079.70	6084.60	0.001450	7.75	1294.50	165.54	0.42
Reach-1	19490	10_year_Existing	12000.00	6071.60	6086.71	6081.90	6087.89	0.001571	9.48	1799.88	179.26	0.45
Reach-1	19490	25_year_Existing	22000.00	6071.60	6091.48	6085.58	6093.35	0.001743	12.19	2730.70	220.26	0.50
Reach-1	19490	50_year_Existing	28000.00	6071.60	6094.18	6087.43	6096.29	0.001685	13.13	3351.01	236.92	0.50
Reach-1	19490	100_year_Existin	34000.00	6071.60	6096.23	6089.12	6098.65	0.001746	14.21	3846.90	248.80	0.52
Reach-1	19490	500_year_Existin	49000.00	6071.60	6100.42	6093.08	6103.63	0.001919	16.65	4908.93	266.78	0.56
Reach-1	19433		Bridge									
Reach-1	19373	2_year_Existing	2400.00	6072.73	6077.97	6077.17	6078.99	0.008132	8.10	298.62	90.85	0.73
Reach-1	19373	5_year_Existing	7400.00	6072.73	6081.33	6080.84	6083.60	0.008383	12.46	696.26	128.12	0.82
Reach-1	19373	10_year_Existing	12000.00	6072.73	6084.54	6083.01	6086.96	0.005711	13.16	1128.12	140.67	0.72
Reach-1	19373	25_year_Existing	22000.00	6072.73	6088.38	6086.74	6092.13	0.006071	16.74	1696.98	155.66	0.78
Reach-1	19373	50_year_Existing	28000.00	6072.73	6091.55	6088.64	6095.23	0.004675	16.80	2218.08	180.64	0.71
Reach-1	19373	100_year_Existin	34000.00	6072.73	6093.30	6090.36	6097.50	0.004795	18.13	2548.04	196.88	0.73
Reach-1	19373	500_year_Existin	49000.00	6072.73	6096.62	6094.64	6102.18	0.005329	21.26	3261.68	224.90	0.79
Reach-1	19156	2_year_Existing	2400.00	6070.74	6074.73	6074.73	6076.39	0.018044	10.34	232.13	69.89	1.00
Reach-1	19156	5_year_Existing	7400.00	6070.74	6079.00	6078.55	6081.50	0.010525	12.69	584.03	96.29	0.89
Reach-1	19156	10_year_Existing	12000.00	6070.74	6083.72	6080.91	6085.70	0.004094	11.39	1113.29	130.87	0.61
Reach-1	19156	25_year_Existing	22000.00	6070.74	6087.55	6085.15	6090.70	0.004525	14.66	1732.42	199.89	0.68
Reach-1	19156	50_year_Existing	28000.00	6070.74	6091.13	6087.19	6093.99	0.003192	14.25	2368.54	256.45	0.59
Reach-1	19156	100_year_Existin	34000.00	6070.74	6092.89	6088.90	6096.19	0.003316	15.44	2885.69	264.37	0.61
Reach-1	19156	500_year_Existin	49000.00	6070.74	6096.09	6092.38	6100.74	0.003922	18.54	3279.42	276.04	0.68
Reach-1	18926	2_year_Existing	2400.00	6067.50	6073.93	6071.61	6074.60	0.002693	6.56	365.88	66.29	0.49
Reach-1	18926	5_year_Existing	7400.00	6067.50	6077.96		6079.94	0.003978	11.39	703.74	104.03	0.65
Reach-1	18926	10_year_Existing	12000.00	6067.50	6083.33		6084.97	0.001951	10.77	1402.28	152.04	0.49
Reach-1	18926	25_year_Existing	22000.00	6067.50	6086.90		6089.83	0.002779	14.84	1972.84	167.90	0.61
Reach-1	18926	50_year_Existing	28000.00	6067.50	6090.60		6093.36	0.002156	14.77	2625.83	185.14	0.55
Reach-1	18926	100_year_Existin	34000.00	6067.50	6092.25		6095.54	0.002375	16.27	2938.50	192.31	0.59
Reach-1	18926	500_year_Existin	49000.00	6067.50	6094.87		6099.88	0.003233	20.35	3459.13	207.40	0.70
Reach-1	18618	2_year_Existing	2400.00	6066.85	6071.49	6071.05	6072.71	0.022833	8.87	270.62	82.21	0.88
Reach-1	18618	5_year_Existing	7400.00	6066.85	6076.47		6078.03	0.009156	10.07	754.57	104.95	0.63
Reach-1	18618	10_year_Existing	12000.00	6066.85	6082.97		6084.07	0.003002	8.80	1490.98	121.69	0.40
Reach-1	18618	25_year_Existing	22000.00	6066.85	6086.25		6088.53	0.004822	12.49	1947.67	161.74	0.52
Reach-1	18618	50_year_Existing	28000.00	6066.85	6090.21		6092.33	0.003571	12.30	2651.57	190.25	0.47
Reach-1	18618	100_year_Existin	34000.00	6066.85	6091.88		6094.39	0.003903	13.51	2975.50	198.17	0.49
Reach-1	18618	500_year_Existin	49000.00	6066.85	6094.46		6098.27	0.005271	16.85	3508.51	223.74	0.56
Reach-1	18235	2_year_Existing	2400.00	6063.50	6069.08	6067.58	6069.74	0.003552	6.50	369.47	88.89	0.56
Reach-1	18235	5_year_Existing	7400.00	6063.50	6075.89	6070.98	6076.76	0.001325	7.54	1047.43	109.64	0.40
Reach-1	18235	10_year_Existing	12000.00	6063.50	6082.78	6073.30	6083.51	0.000614	7.09	2149.98	372.38	0.30
Reach-1	18235	25_year_Existing	22000.00	6063.50	6086.09	6077.48	6087.54	0.001031	10.29	2940.98	560.75	0.39
Reach-1	18235	50_year_Existing	28000.00	6063.50	6090.20	6079.63	6091.53	0.000795	10.17	4114.80	669.43	0.36
Reach-1	18235	100_year_Existin	34000.00	6063.50	6091.92	6082.72	6093.46	0.000882	11.19	4787.41	771.52	0.38
Reach-1	18235	500_year_Existin	49000.00	6063.50	6094.72	6088.49	6096.97	0.001175	13.79	6234.74	929.27	0.44
Reach-1	18089	2_year_Existing	2400.00	6060.47	6068.89	6065.21	6069.44	0.000982	6.07	433.97	65.64	0.38
Reach-1	18089	5_year_Existing	7400.00	6060.47	6074.90	6069.94	6076.38	0.001299	10.15	887.10	85.16	0.48
Reach-1	18089	10_year_Existing	12000.00	6060.47	6081.78	6073.17	6083.20	0.000779	10.28	1608.83	353.32	0.40
Reach-1	18089	25_year_Existing	22000.00	6060.47	6086.01	6079.11	6087.37	0.000773	11.56	4106.32	565.59	0.41
Reach-1	18089	50_year_Existing	28000.00	6060.47	6090.41	6084.13	6091.15	0.000421	9.51	6887.31	759.67	0.31
Reach-1	18089	100_year_Existin	34000.00	6060.47	6092.26	6085.63	6092.97	0.000409	9.76	8568.31	1063.58	0.31
Reach-1	18089	500_year_Existin	49000.00	6060.47	6095.38	6088.03	6096.12	0.000430	10.65	12064.48	1164.63	0.32
Reach-1	18044		Bridge									

HEC-RAS Plan: LMC Existing River: Monument Creek Reach: Reach-1 (Continued)

Reach	River Sta	Profile	Q Total	Min Ch El	W.S. Elev	Crit W.S.	E.G. Elev	E.G. Slope	Vel Chnl	Flow Area	Top Width	Froude # Chl
			(cfs)	(ft)	(ft)	(ft)	(ft)	(ft/ft)	(ft/s)	(sq ft)	(ft)	
Reach-1	17980	2_year_Existing	2400.00	6061.80	6066.56	6066.56	6068.60	0.010890	11.49	218.51	55.73	0.98
Reach-1	17980	5_year_Existing	7400.00	6061.80	6071.25	6071.25	6075.25	0.008266	16.38	512.06	70.29	0.96
Reach-1	17980	10_year_Existing	12000.00	6061.80	6074.48	6074.48	6079.75	0.007438	19.04	755.30	80.32	0.96
Reach-1	17980	25_year_Existing	22000.00	6061.80	6080.32	6080.32	6087.34	0.006162	22.48	1281.21	104.26	0.93
Reach-1	17980	50_year_Existing	28000.00	6061.80	6086.50	6086.50	6090.45	0.002727	18.20	3066.48	582.16	0.65
Reach-1	17980	100_year_Existin	34000.00	6061.80	6088.25	6088.25	6091.92	0.002566	18.49	4199.60	676.37	0.64
Reach-1	17980	500_year_Existin	49000.00	6061.80	6090.82	6090.82	6094.70	0.002781	20.50	6019.97	807.02	0.68
Reach-1	17747	2_year_Existing	2400.00	6059.05	6064.69	6062.58	6065.17	0.002299	5.52	435.21	97.31	0.46
Reach-1	17747	5_year_Existing	7400.00	6059.05	6071.55	6065.89	6072.21	0.000989	6.54	1206.38	126.97	0.35
Reach-1	17747	10_year_Existing	12000.00	6059.05	6075.17	6068.08	6076.12	0.000993	7.91	1700.58	171.03	0.36
Reach-1	17747	25_year_Existing	22000.00	6059.05	6080.89	6071.85	6082.17	0.000942	9.59	3631.24	523.36	0.37
Reach-1	17747	50_year_Existing	28000.00	6059.05	6083.17	6073.82	6084.53	0.000927	10.21	4996.00	645.82	0.38
Reach-1	17747	100_year_Existin	34000.00	6059.05	6085.00	6076.03	6086.40	0.000925	10.73	6210.47	685.56	0.38
Reach-1	17747	500_year_Existin	49000.00	6059.05	6088.29	6081.58	6089.91	0.001005	12.16	8580.81	860.03	0.41
Reach-1	17325	2_year_Existing	2400.00	6057.50	6063.86		6064.30	0.001810	5.35	448.98	85.52	0.41
Reach-1	17325	5_year_Existing	7400.00	6057.50	6071.18		6071.82	0.000858	6.54	1288.48	146.14	0.33
Reach-1	17325	10_year_Existing	12000.00	6057.50	6074.80		6075.71	0.000892	7.90	1899.35	201.61	0.35
Reach-1	17325	25_year_Existing	22000.00	6057.50	6080.69		6081.75	0.000795	9.19	4272.69	547.92	0.35
Reach-1	17325	50_year_Existing	28000.00	6057.50	6082.99		6084.10	0.000787	9.77	5615.53	602.45	0.35
Reach-1	17325	100_year_Existin	34000.00	6057.50	6084.79		6085.97	0.000803	10.35	6856.78	876.02	0.36
Reach-1	17325	500_year_Existin	49000.00	6057.50	6088.11		6089.43	0.000863	11.62	10091.67	1070.03	0.38
Reach-1	16914	2_year_Existing	2400.00	6056.70	6062.87		6063.42	0.002478	5.96	402.58	81.78	0.47
Reach-1	16914	5_year_Existing	7400.00	6056.70	6070.78		6071.45	0.000890	6.72	1271.02	150.93	0.33
Reach-1	16914	10_year_Existing	12000.00	6056.70	6074.36		6075.32	0.000942	8.16	1838.50	164.43	0.36
Reach-1	16914	25_year_Existing	22000.00	6056.70	6079.77		6081.32	0.001086	10.61	2861.21	282.73	0.40
Reach-1	16914	50_year_Existing	28000.00	6056.70	6081.66		6083.61	0.001260	12.08	3510.35	481.15	0.44
Reach-1	16914	100_year_Existin	34000.00	6056.70	6083.26		6085.45	0.001350	13.12	5005.20	1082.04	0.46
Reach-1	16914	500_year_Existin	49000.00	6056.70	6087.02		6088.95	0.001206	13.55	9631.16	1354.96	0.44
Reach-1	16723	2_year_Existing	2400.00	6052.70	6062.90	6057.97	6063.10	0.000380	4.20	1045.21	182.87	0.24
Reach-1	16723	5_year_Existing	7400.00	6052.70	6070.91	6061.86	6071.16	0.000265	5.25	3546.95	511.68	0.22
Reach-1	16723	10_year_Existing	12000.00	6052.70	6074.61	6064.19	6074.90	0.000271	6.03	5591.33	670.74	0.23
Reach-1	16723	25_year_Existing	22000.00	6052.70	6080.28	6068.32	6080.63	0.000283	7.20	9469.66	1216.24	0.24
Reach-1	16723	50_year_Existing	28000.00	6052.70	6082.35	6070.26	6082.72	0.000302	7.82	12191.46	1445.79	0.26
Reach-1	16723	100_year_Existin	34000.00	6052.70	6084.05	6071.78	6084.44	0.000314	8.28	14700.18	1483.19	0.26
Reach-1	16723	500_year_Existin	49000.00	6052.70	6087.68	6074.53	6088.07	0.000325	9.07	20180.95	1543.77	0.27
Reach-1	16672		Bridge									
Reach-1	16622	2_year_Existing	2400.00	6052.06	6058.50	6057.31	6059.76	0.004760	9.15	302.88	77.66	0.67
Reach-1	16622	5_year_Existing	7400.00	6052.06	6062.12	6062.12	6065.68	0.007620	15.96	653.10	107.76	0.91
Reach-1	16622	10_year_Existing	12000.00	6052.06	6065.09	6065.09	6069.56	0.007115	18.49	1011.29	138.61	0.92
Reach-1	16622	25_year_Existing	22000.00	6052.06	6076.52	6076.52	6075.24	0.005326	20.37	2178.70	308.54	0.85
Reach-1	16622	50_year_Existing	28000.00	6052.06	6072.87	6072.87	6077.50	0.004803	21.00	3050.67	407.49	0.82
Reach-1	16622	100_year_Existin	34000.00	6052.06	6074.52	6074.52	6079.34	0.004789	22.10	3728.86	415.40	0.83
Reach-1	16622	500_year_Existin	49000.00	6052.06	6079.73	6077.66	6083.53	0.003367	21.36	6216.02	641.87	0.72
Reach-1	16387	2_year_Existing	2400.00	6053.95	6057.04	6056.86	6058.10	0.009855	8.32	312.88	159.73	0.88
Reach-1	16387	5_year_Existing	7400.00	6053.95	6058.31	6059.61	6062.51	0.024572	16.89	583.55	229.97	1.48
Reach-1	16387	10_year_Existing	12000.00	6053.95	6059.16	6061.20	6065.83	0.031423	21.69	768.35	249.10	1.72
Reach-1	16387	25_year_Existing	22000.00	6053.95	6067.93	6063.87	6069.47	0.002241	11.47	3239.83	300.29	0.55
Reach-1	16387	50_year_Existing	28000.00	6053.95	6071.09	6065.23	6072.58	0.001697	11.46	4208.54	313.65	0.49
Reach-1	16387	100_year_Existin	34000.00	6053.95	6074.01	6066.44	6075.50	0.001398	11.57	5146.81	330.77	0.46
Reach-1	16387	500_year_Existin	49000.00	6053.95	6080.58		6081.92	0.000941	11.49	9382.33	1137.98	0.39
Reach-1	16098	2_year_Existing	2400.00	6052.66	6055.41		6055.81	0.005570	5.07	484.02	260.53	0.63
Reach-1	16098	5_year_Existing	7400.00	6052.66	6059.93	6056.53	6060.24	0.000958	4.59	1909.18	360.05	0.32
Reach-1	16098	10_year_Existing	12000.00	6052.66	6062.44	6057.69	6062.84	0.000812	5.26	2844.57	381.29	0.31
Reach-1	16098	25_year_Existing	22000.00	6052.66	6068.45		6068.89	0.000464	5.58	5256.70	421.83	0.25
Reach-1	16098	50_year_Existing	28000.00	6052.66	6071.61		6072.07	0.000386	5.78	6623.51	445.06	0.24
Reach-1	16098	100_year_Existin	34000.00	6052.66	6074.54		6075.02	0.000336	5.95	8136.03	614.91	0.23
Reach-1	16098	500_year_Existin	49000.00	6052.66	6081.06		6081.54	0.000251	6.15	14373.12	1261.08	0.21
Reach-1	15888	2_year_Existing	2400.00	6051.50	6055.27		6055.37	0.000782	2.56	941.67	304.73	0.25
Reach-1	15888	5_year_Existing	7400.00	6051.50	6059.92		6060.07	0.000358	3.16	2481.58	353.97	0.20
Reach-1	15888	10_year_Existing	12000.00	6051.50	6062.46		6062.68	0.000363	3.84	3404.77	372.78	0.21
Reach-1	15888	25_year_Existing	22000.00	6051.50	6068.49		6068.77	0.000254	4.37	5791.13	423.11	0.19
Reach-1	15888	50_year_Existing	28000.00	6051.50	6071.65		6071.96	0.000224	4.61	7178.27	452.60	0.18
Reach-1	15888	100_year_Existin	34000.00	6051.50	6074.59		6074.93	0.000203	4.82	8537.57	472.95	0.18
Reach-1	15888	500_year_Existin	49000.00	6051.50	6081.09		6081.46	0.000167	5.18	14149.96	1300.60	0.17
Reach-1	15755	2_year_Existing	2400.00	6048.18	6054.89	6052.63	6055.15	0.002571	4.35	685.77	262.38	0.34
Reach-1	15755	5_year_Existing	7400.00	6048.18	6059.28	6055.14	6059.85	0.002589	6.64	1417.88	345.41	0.38
Reach-1	15755	10_year_Existing	12000.00	6048.18	6061.40	6056.84	6062.35	0.003335	8.64	1772.48	379.49	0.45
Reach-1	15755	25_year_Existing	22000.00	6048.18	6067.01	6059.84	6068.37	0.002833	10.37	2710.38	537.99	0.44
Reach-1	15755	50_year_Existing	28000.00	6048.18	6069.94	6061.41	6071.51	0.002668	11.18	3200.18	611.76	0.44
Reach-1	15755	100_year_Existin	34000.00	6048.18	6072.66	6062.86	6074.43	0.002548	11.90	3654.07	677.43	0.44

HEC-RAS Plan: LMC Existing River: Monument Creek Reach: Reach-1 (Continued)

Reach	River Sta	Profile	Q Total	Min Ch El	W.S. Elev	Crit W.S.	E.G. Elev	E.G. Slope	Vel Chnl	Flow Area	Top Width	Froude # Chl
			(cfs)	(ft)	(ft)	(ft)	(ft)	(ft/ft)	(ft/s)	(sq ft)	(ft)	
Reach-1	28484	10_year_Existing	6700.00	6132.62	6140.44	6139.99	6142.48	0.006274	11.67	710.05	197.61	0.80
Reach-1	28484	25_year_Existing	12000.00	6132.62	6143.32		6145.76	0.005043	13.31	1310.91	218.23	0.78
Reach-1	28484	50_year_Existing	16000.00	6132.62	6145.27		6147.86	0.004359	14.02	1749.48	233.32	0.73
Reach-1	28484	100_year_Existin	19000.00	6132.62	6146.65		6149.31	0.003959	14.41	2099.99	280.55	0.71
Reach-1	28484	500_year_Existin	27000.00	6132.62	6150.20		6152.81	0.003007	14.79	3169.39	314.21	0.64
Reach-1	28030	2_year_Existing	1400.00	6129.50	6133.85		6134.34	0.003430	5.66	247.20	68.84	0.53
Reach-1	28030	5_year_Existing	4300.00	6129.50	6137.26		6138.27	0.003114	8.27	670.92	188.80	0.56
Reach-1	28030	10_year_Existing	6700.00	6129.50	6139.19		6140.38	0.002838	9.33	1114.40	263.17	0.56
Reach-1	28030	25_year_Existing	12000.00	6129.50	6142.62		6143.94	0.002268	10.46	2080.72	293.77	0.53
Reach-1	28030	50_year_Existing	16000.00	6129.50	6144.79		6146.19	0.002065	11.06	2732.42	305.29	0.51
Reach-1	28030	100_year_Existin	19000.00	6129.50	6146.27		6147.72	0.001947	11.47	3189.88	313.11	0.51
Reach-1	28030	500_year_Existin	27000.00	6129.50	6149.94		6151.49	0.001684	12.25	4375.32	332.31	0.49
Reach-1	27531	2_year_Existing	1400.00	6127.50	6130.99		6131.90	0.007309	7.64	183.22	55.59	0.74
Reach-1	27531	5_year_Existing	4300.00	6127.50	6134.76	6133.61	6136.29	0.004926	10.21	553.46	147.41	0.68
Reach-1	27531	10_year_Existing	6700.00	6127.50	6136.71		6138.55	0.004585	11.58	856.24	184.79	0.68
Reach-1	27531	25_year_Existing	12000.00	6127.50	6139.79		6142.26	0.004503	14.02	1413.41	188.88	0.71
Reach-1	27531	50_year_Existing	16000.00	6127.50	6141.86		6144.62	0.004255	15.15	1811.94	196.19	0.71
Reach-1	27531	100_year_Existin	19000.00	6127.50	6143.21		6145.19	0.004177	15.95	2079.76	200.42	0.72
Reach-1	27531	500_year_Existin	27000.00	6127.50	6146.74		6150.11	0.003762	17.37	2807.39	211.47	0.70
Reach-1	27034	2_year_Existing	1400.00	6123.50	6128.11	6126.40	6128.62	0.005576	5.73	248.58	65.08	0.48
Reach-1	27034	5_year_Existing	4300.00	6123.50	6129.86	6129.61	6132.13	0.016321	12.26	386.12	92.51	0.87
Reach-1	27034	10_year_Existing	6700.00	6123.50	6131.51	6131.51	6134.54	0.016459	14.43	552.38	106.95	0.91
Reach-1	27034	25_year_Existing	12000.00	6123.50	6134.99		6138.61	0.012944	16.37	952.80	121.18	0.86
Reach-1	27034	50_year_Existing	16000.00	6123.50	6137.00		6141.13	0.012267	17.78	1202.47	126.76	0.88
Reach-1	27034	100_year_Existin	19000.00	6123.50	6138.82		6142.95	0.010561	17.99	1436.87	130.71	0.82
Reach-1	27034	500_year_Existin	27000.00	6123.50	6142.16		6147.08	0.009996	19.98	1885.69	137.97	0.82
Reach-1	26544	2_year_Existing	1400.00	6121.50	6124.22		6125.01	0.009981	7.16	195.63	88.79	0.65
Reach-1	26544	5_year_Existing	4300.00	6121.50	6128.22		6129.03	0.002687	7.31	674.39	144.14	0.52
Reach-1	26544	10_year_Existing	6700.00	6121.50	6130.77	6127.60	6131.84	0.001895	7.75	1078.50	173.68	0.46
Reach-1	26544	25_year_Existing	12000.00	6121.50	6135.39		6136.37	0.001272	8.45	2035.30	250.24	0.41
Reach-1	26544	50_year_Existing	16000.00	6121.50	6137.72		6138.84	0.001226	9.24	2655.91	281.19	0.41
Reach-1	26544	100_year_Existin	19000.00	6121.50	6139.71		6140.83	0.001080	9.39	3362.72	422.49	0.39
Reach-1	26544	500_year_Existin	27000.00	6121.50	6143.73		6144.89	0.000918	9.94	5230.49	499.46	0.38
Reach-1	26051	2_year_Existing	1400.00	6117.03	6122.80		6123.17	0.001747	4.92	285.57	63.56	0.39
Reach-1	26051	5_year_Existing	4300.00	6117.03	6127.03		6127.92	0.001886	7.71	865.22	108.32	0.45
Reach-1	26051	10_year_Existing	6700.00	6117.03	6129.46		6130.67	0.001925	9.14	945.12	121.75	0.46
Reach-1	26051	25_year_Existing	12000.00	6117.03	6133.87		6135.55	0.001837	11.09	1565.97	158.38	0.49
Reach-1	26051	50_year_Existing	16000.00	6117.03	6135.72		6137.95	0.002150	12.92	1872.67	173.35	0.54
Reach-1	26051	100_year_Existin	19000.00	6117.03	6137.70		6140.01	0.002000	13.37	2355.55	331.00	0.53
Reach-1	26051	500_year_Existin	27000.00	6117.03	6142.09		6144.21	0.001595	13.65	4883.45	712.24	0.49
Reach-1	25657	2_year_Existing	2300.00	6115.50	6119.44	6119.44	6121.18	0.012765	10.59	217.24	62.92	1.00
Reach-1	25657	5_year_Existing	7000.00	6115.50	6123.28	6123.28	6126.08	0.008556	13.90	653.94	151.97	0.92
Reach-1	25657	10_year_Existing	11000.00	6115.50	6125.43	6125.43	6128.84	0.007780	15.79	1010.07	171.78	0.91
Reach-1	25657	25_year_Existing	20000.00	6115.50	6128.88	6128.88	6133.68	0.007698	19.39	1619.02	181.42	0.96
Reach-1	25657	50_year_Existing	25000.00	6115.50	6130.47	6130.47	6135.95	0.007706	20.98	1910.72	186.01	0.98
Reach-1	25657	100_year_Existin	30000.00	6115.50	6132.01	6132.01	6138.04	0.007548	22.22	2201.31	191.87	0.98
Reach-1	25657	500_year_Existin	42000.00	6115.50	6135.85	6135.85	6142.45	0.006494	23.81	3094.94	349.79	0.95
Reach-1	25299	2_year_Existing	2300.00	6112.74	6117.21	6115.73	6117.75	0.003070	5.91	393.98	102.96	0.51
Reach-1	25299	5_year_Existing	7000.00	6112.74	6120.33	6118.78	6121.78	0.004003	9.84	845.87	170.30	0.64
Reach-1	25299	10_year_Existing	11000.00	6112.74	6122.17	6120.68	6124.24	0.004362	11.94	1180.15	193.95	0.70
Reach-1	25299	25_year_Existing	20000.00	6112.74	6125.30	6123.97	6128.53	0.004828	15.31	1825.91	217.04	0.77
Reach-1	25299	50_year_Existing	26000.00	6112.74	6126.97	6125.77	6130.90	0.005058	17.07	2218.19	248.86	0.81
Reach-1	25299	100_year_Existin	31000.00	6112.74	6128.26	6127.13	6132.68	0.005134	18.25	2545.29	254.29	0.83
Reach-1	25299	500_year_Existin	44000.00	6112.74	6131.25	6130.15	6136.78	0.005241	20.79	3322.05	269.71	0.86
Reach-1	24896	2_year_Existing	2300.00	6111.50	6114.21	6114.21	6115.41	0.013619	8.82	260.86	109.17	1.01
Reach-1	24896	5_year_Existing	7000.00	6111.50	6116.85	6116.85	6119.23	0.010463	12.40	584.67	138.59	0.99
Reach-1	24896	10_year_Existing	11000.00	6111.50	6118.58	6118.58	6121.67	0.009183	14.22	843.46	160.76	0.98
Reach-1	24896	25_year_Existing	20000.00	6111.50	6121.79	6121.79	6126.02	0.007612	16.67	1419.59	196.67	0.95
Reach-1	24896	50_year_Existing	26000.00	6111.50	6123.53	6123.53	6128.39	0.007175	18.26	1775.95	213.08	0.95
Reach-1	24896	100_year_Existin	31000.00	6111.50	6124.81	6124.81	6130.18	0.006993	19.33	2054.46	223.00	0.95
Reach-1	24896	500_year_Existin	44000.00	6111.50	6127.78	6127.78	6134.31	0.006624	21.62	2747.11	243.63	0.96
Reach-1	24464	2_year_Existing	2300.00	6107.50	6112.38	6110.37	6112.61	0.002217	3.84	599.34	224.69	0.41
Reach-1	24464	5_year_Existing	7000.00	6107.50	6115.24	6112.80	6115.73	0.001838	5.63	1270.86	240.69	0.42
Reach-1	24464	10_year_Existing	11000.00	6107.50	6117.01	6113.94	6117.70	0.001785	6.67	1701.85	246.66	0.44
Reach-1	24464	25_year_Existing	20000.00	6107.50	6120.40	6115.96	6121.43	0.001635	8.23	2553.89	257.23	0.44
Reach-1	24464	50_year_Existing	26000.00	6107.50	6122.33	6117.17	6123.57	0.001576	9.03	3056.00	262.59	0.45
Reach-1	24464	100_year_Existin	31000.00	6107.50	6123.88	6118.09	6125.27	0.001512	9.56	3467.57	266.70	0.45
Reach-1	24464	500_year_Existin	44000.00	6107.50	6127.67	6120.23	6129.38	0.001366	10.64	4513.97	298.40	0.44
Reach-1	23980	2_year_Existing	2300.00	6105.50	6108.83	6108.83	6110.04	0.022315	9.04	285.41	130.91	0.92
Reach-1	23980	5_year_Existing	7000.00	6105.50	6111.46	6111.46	6113.48	0.020099	12.38	692.76	171.07	0.95
Reach-1	23980	10_year_Existing	11000.00	6105.50	6113.32		6115.59	0.016100	13.36	1022.89	181.28	0.89

HEC-RAS Plan: LMC Existing River: Monument Creek Reach: Reach-1 (Continued)

Reach	River Sta	Profile	Q Total	Min Ch El	W.S. Elev	Crit W.S.	E.G. Elev	E.G. Slope	Vel Chnl	Flow Area	Top Width	Froude # Chl
			(cfs)	(ft)	(ft)	(ft)	(ft)	(ft/ft)	(ft/s)	(sq ft)	(ft)	
Reach-1	23980	25_year_Existing	20000.00	6105.50	6116.32		6119.46	0.014221	15.94	1582.64	191.34	0.89
Reach-1	23980	50_year_Existing	26000.00	6105.50	6118.07		6121.65	0.013278	17.15	1923.41	198.74	0.88
Reach-1	23980	100_year_Existin	31000.00	6105.50	6119.95		6123.50	0.010947	17.20	2304.69	206.60	0.82
Reach-1	23980	500_year_Existin	44000.00	6105.50	6124.05		6127.83	0.008416	17.97	3188.21	226.84	0.75
Reach-1	23542	2_year_Existing	2300.00	6101.50	6106.00	6104.56	6106.51	0.002355	5.74	400.55	107.15	0.52
Reach-1	23542	5_year_Existing	7000.00	6101.50	6108.99	6107.41	6110.34	0.003157	9.38	797.42	189.52	0.66
Reach-1	23542	10_year_Existing	11000.00	6101.50	6110.41	6109.29	6112.52	0.003812	11.80	1097.09	223.22	0.75
Reach-1	23542	25_year_Existing	20000.00	6101.50	6113.97		6116.77	0.003212	13.94	1923.33	241.47	0.73
Reach-1	23542	50_year_Existing	26000.00	6101.50	6115.53		6118.99	0.003391	15.62	2307.49	249.50	0.77
Reach-1	23542	100_year_Existin	31000.00	6101.50	6116.44		6121.44	0.002300	14.74	3056.04	264.84	0.65
Reach-1	23542	500_year_Existin	44000.00	6101.50	6122.99		6126.16	0.001813	15.50	4636.31	503.75	0.61
Reach-1	23055	2_year_Existing	2300.00	6099.50	6102.91	6102.91	6104.15	0.013479	8.96	256.61	104.08	1.01
Reach-1	23055	5_year_Existing	7000.00	6099.50	6105.53	6105.53	6107.67	0.010854	11.77	806.08	150.77	0.99
Reach-1	23055	10_year_Existing	11000.00	6099.50	6107.52	6107.04	6109.96	0.007524	12.59	919.93	163.77	0.88
Reach-1	23055	25_year_Existing	20000.00	6099.50	6112.86		6115.05	0.003093	12.11	1867.44	190.23	0.82
Reach-1	23055	50_year_Existing	26000.00	6099.50	6114.20		6117.13	0.003594	14.04	2127.24	202.02	0.69
Reach-1	23055	100_year_Existin	31000.00	6099.50	6117.72		6120.18	0.002223	12.95	2884.12	224.27	0.56
Reach-1	23055	500_year_Existin	44000.00	6099.50	6122.51		6125.13	0.001760	13.65	4673.75	485.31	0.52
Reach-1	22562	2_year_Existing	2400.00	6093.50	6099.27	6096.67	6099.65	0.001617	4.95	485.28	94.14	0.38
Reach-1	22562	5_year_Existing	7400.00	6093.50	6104.19	6099.69	6105.01	0.001526	7.42	1173.33	159.74	0.41
Reach-1	22562	10_year_Existing	12000.00	6093.50	6106.85		6108.09	0.001725	9.24	1605.31	165.27	0.46
Reach-1	22562	25_year_Existing	22000.00	6093.50	6111.98		6113.86	0.001720	11.59	2480.45	176.21	0.48
Reach-1	22562	50_year_Existing	28000.00	6093.50	6112.99		6115.67	0.002287	13.86	2663.44	187.59	0.56
Reach-1	22562	100_year_Existin	34000.00	6093.50	6116.72		6119.21	0.001724	13.58	3741.49	403.42	0.50
Reach-1	22562	500_year_Existin	49000.00	6093.50	6121.61		6124.30	0.001561	14.74	6342.30	708.97	0.50
Reach-1	22440	2_year_Existing	2400.00	6092.26	6098.75	6096.45	6099.31	0.003632	6.02	405.83	80.95	0.45
Reach-1	22440	5_year_Existing	7400.00	6092.26	6103.40	6100.28	6104.61	0.003799	9.24	1062.81	189.49	0.51
Reach-1	22440	10_year_Existing	12000.00	6092.26	6106.14	6103.21	6107.70	0.003808	10.85	1612.13	212.06	0.53
Reach-1	22440	25_year_Existing	22000.00	6092.26	6111.81	6106.87	6113.49	0.002861	11.99	3035.79	480.46	0.49
Reach-1	22440	50_year_Existing	28000.00	6092.26	6112.95	6108.41	6115.02	0.003444	13.69	3802.54	523.84	0.54
Reach-1	22440	100_year_Existin	34000.00	6092.26	6117.10	6110.32	6118.39	0.001917	11.60	6343.78	736.81	0.42
Reach-1	22440	500_year_Existin	49000.00	6092.26	6122.28	6114.33	6123.27	0.001356	11.12	10543.69	909.34	0.38
Reach-1	22399		Bridge									
Reach-1	22382	2_year_Existing	2400.00	6091.61	6097.64	6095.79	6098.31	0.002923	6.58	369.27	77.57	0.51
Reach-1	22382	5_year_Existing	7400.00	6091.61	6102.12	6099.64	6103.63	0.003019	10.15	944.37	186.05	0.58
Reach-1	22382	10_year_Existing	12000.00	6091.61	6104.80	6102.56	6106.74	0.002998	11.93	1467.21	206.03	0.60
Reach-1	22382	25_year_Existing	22000.00	6091.61	6109.53	6106.27	6112.02	0.002726	14.15	2540.51	246.91	0.61
Reach-1	22382	50_year_Existing	28000.00	6091.61	6112.34	6108.11	6114.70	0.002277	14.33	3742.67	528.46	0.57
Reach-1	22382	100_year_Existin	34000.00	6091.61	6115.27	6109.64	6117.21	0.001713	13.63	5483.90	714.92	0.50
Reach-1	22382	500_year_Existin	49000.00	6091.61	6120.02	6114.20	6121.57	0.001275	13.34	9448.37	898.86	0.45
Reach-1	22142	2_year_Existing	2400.00	6091.50	6095.47	6095.26	6096.97	0.010405	9.81	244.76	69.32	0.92
Reach-1	22142	5_year_Existing	7400.00	6091.50	6099.32	6099.32	6102.18	0.008394	13.71	613.58	147.19	0.92
Reach-1	22142	10_year_Existing	12000.00	6091.50	6101.65	6101.65	6105.25	0.007567	15.78	974.23	162.11	0.91
Reach-1	22142	25_year_Existing	22000.00	6091.50	6105.38	6105.38	6110.35	0.007131	19.18	1609.91	179.12	0.94
Reach-1	22142	50_year_Existing	28000.00	6091.50	6107.25	6107.25	6112.90	0.006966	20.72	1952.15	187.65	0.95
Reach-1	22142	100_year_Existin	34000.00	6091.50	6108.87	6108.87	6115.21	0.006938	22.16	2263.94	195.76	0.96
Reach-1	22142	500_year_Existin	49000.00	6091.50	6114.99	6114.99	6120.05	0.004038	20.86	4812.98	757.10	0.77
Reach-1	21906	2_year_Existing	2400.00	6089.50	6094.67		6095.40	0.003551	6.66	350.68	77.63	0.56
Reach-1	21906	5_year_Existing	7400.00	6089.50	6097.85	6096.85	6100.10	0.005616	12.19	700.31	182.79	0.77
Reach-1	21906	10_year_Existing	12000.00	6089.50	6099.57	6099.56	6103.08	0.006934	15.49	1002.83	185.05	0.89
Reach-1	21906	25_year_Existing	22000.00	6089.50	6101.96	6103.26	6108.26	0.009771	21.37	1459.84	196.64	1.09
Reach-1	21906	50_year_Existing	28000.00	6089.50	6103.43	6105.00	6110.78	0.010024	23.41	1758.84	206.39	1.13
Reach-1	21906	100_year_Existin	34000.00	6089.50	6104.76	6106.60	6113.05	0.010218	25.17	2036.61	213.49	1.16
Reach-1	21906	500_year_Existin	49000.00	6089.50	6107.63	6112.25	6118.06	0.010574	26.85	2681.07	242.27	1.22
Reach-1	21500	2_year_Existing	2400.00	6088.69	6092.23	6091.89	6093.21	0.008902	7.96	303.03	114.21	0.84
Reach-1	21500	5_year_Existing	7400.00	6088.69	6094.74	6094.74	6097.16	0.009593	12.64	639.27	147.49	0.97
Reach-1	21500	10_year_Existing	12000.00	6088.69	6096.63	6096.63	6099.84	0.008710	14.74	929.27	156.81	0.97
Reach-1	21500	25_year_Existing	22000.00	6088.69	6099.61	6099.90	6104.52	0.008634	18.49	1426.40	174.40	1.02
Reach-1	21500	50_year_Existing	28000.00	6088.69	6101.47	6101.65	6106.88	0.007724	19.55	1759.28	184.77	0.99
Reach-1	21500	100_year_Existin	34000.00	6088.69	6102.99	6103.12	6109.02	0.007437	20.77	2049.01	195.60	0.99
Reach-1	21500	500_year_Existin	49000.00	6088.69	6105.82	6108.21	6113.62	0.007721	24.01	2799.06	405.93	1.04
Reach-1	21000	2_year_Existing	2400.00	6083.85	6086.69	6086.69	6087.64	0.014337	7.79	310.03	173.44	1.00
Reach-1	21000	5_year_Existing	7400.00	6083.85	6088.21	6088.82	6090.73	0.018073	12.93	801.86	211.88	1.23
Reach-1	21000	10_year_Existing	12000.00	6083.85	6088.97	6090.18	6093.08	0.022964	16.66	787.51	224.45	1.44
Reach-1	21000	25_year_Existing	22000.00	6083.85	6095.29	6092.45	6096.73	0.002568	10.30	2427.22	294.18	0.58
Reach-1	21000	50_year_Existing	28000.00	6083.85	6097.81	6093.56	6099.20	0.001879	10.18	3202.05	318.46	0.50
Reach-1	21000	100_year_Existin	34000.00	6083.85	6100.01	6094.63	6101.40	0.001562	10.30	3924.91	338.48	0.47
Reach-1	21000	500_year_Existin	49000.00	6083.85	6105.02	6096.95	6106.41	0.001138	10.61	5901.82	486.71	0.42
Reach-1	20521	2_year_Existing	2400.00	6079.50	6083.83	6082.06	6084.13	0.002029	4.39	546.66	155.98	0.41
Reach-1	20521	5_year_Existing	7400.00	6079.50	6087.17	6084.45	6087.90	0.002049	6.84	1100.26	173.89	0.46

HEC-RAS Plan: LMC Existing River: Monument Creek Reach: Reach-1 (Continued)

Reach	River Sta	Profile	Q Total	Min Ch El	W.S. Elev	Crit W.S.	E.G. Elev	E.G. Slope	Vel Chnl	Flow Area	Top Width	Froude # Chl
			(cfs)	(ft)	(ft)	(ft)	(ft)	(ft/ft)	(ft/s)	(sq ft)	(ft)	
Reach-1	33026	50_year_Existing	16000.00	6168.66	6175.70	6175.70	6178.80	0.009377	14.32	1215.83	208.18	0.99
Reach-1	33026	100_year_Existin	19000.00	6168.66	6176.46	6176.46	6179.91	0.009056	15.15	1375.74	211.68	0.99
Reach-1	33026	500_year_Existin	27000.00	6168.66	6178.30	6178.30	6182.61	0.008445	17.01	1773.03	220.08	0.99
Reach-1	32661	2_year_Existing	1400.00	6166.33	6168.74	6168.30	6169.02	0.005414	4.35	353.80	247.43	0.60
Reach-1	32661	5_year_Existing	4300.00	6166.33	6170.17	6169.53	6170.85	0.005820	6.85	721.48	263.78	0.69
Reach-1	32661	10_year_Existing	6700.00	6166.33	6171.06		6172.01	0.005900	8.16	958.24	271.11	0.72
Reach-1	32661	25_year_Existing	12000.00	6166.33	6172.68		6174.14	0.005781	10.16	1409.37	283.62	0.76
Reach-1	32661	50_year_Existing	16000.00	6166.33	6173.71	6172.66	6175.51	0.005742	11.33	1704.78	291.20	0.78
Reach-1	32661	100_year_Existin	19000.00	6166.33	6174.44	6173.30	6176.46	0.005630	12.04	1920.91	296.63	0.78
Reach-1	32661	500_year_Existin	27000.00	6166.33	6175.85	6174.87	6178.64	0.006202	14.20	2346.82	309.13	0.85
Reach-1	32215	2_year_Existing	1400.00	6162.51	6164.57	6164.57	6165.21	0.015107	6.52	241.34	224.41	0.97
Reach-1	32215	5_year_Existing	4300.00	6162.51	6165.98	6165.98	6167.18	0.012012	9.25	602.49	272.99	0.97
Reach-1	32215	10_year_Existing	6700.00	6162.51	6166.83	6166.83	6168.40	0.011325	10.72	837.61	279.86	0.99
Reach-1	32215	25_year_Existing	12000.00	6162.51	6168.32	6168.32	6170.62	0.010766	13.14	1262.70	288.74	1.02
Reach-1	32215	50_year_Existing	16000.00	6162.51	6169.32	6169.32	6172.06	0.010290	14.45	1549.34	289.93	1.03
Reach-1	32215	100_year_Existin	19000.00	6162.51	6169.97	6169.97	6173.05	0.010197	15.38	1738.88	292.03	1.04
Reach-1	32215	500_year_Existin	27000.00	6162.51	6172.20	6171.69	6175.52	0.007643	16.10	2399.85	299.22	0.94
Reach-1	32185	2_year_Existing	1400.00	6161.79	6163.07	6163.48	6164.40	0.049032	9.25	151.36	155.00	1.65
Reach-1	32185	5_year_Existing	4300.00	6161.79	6164.30	6164.93	6166.53	0.030727	12.01	364.32	203.98	1.48
Reach-1	32185	10_year_Existing	6700.00	6161.79	6165.09	6165.81	6167.81	0.024405	13.32	536.59	224.13	1.39
Reach-1	32185	25_year_Existing	12000.00	6161.79	6166.59	6167.44	6170.08	0.018224	15.26	891.11	246.73	1.29
Reach-1	32185	50_year_Existing	16000.00	6161.79	6167.56	6168.45	6171.55	0.016130	16.41	1134.02	255.01	1.25
Reach-1	32185	100_year_Existin	19000.00	6161.79	6168.24	6169.15	6172.56	0.014980	17.14	1308.71	258.71	1.23
Reach-1	32185	500_year_Existin	27000.00	6161.79	6172.49		6175.14	0.004676	13.69	2485.26	290.62	0.75
Reach-1	32174	2_year_Existing	1400.00	6158.43	6157.30	6158.25	6162.80	0.396842	18.82	74.39	125.91	4.32
Reach-1	32174	5_year_Existing	4300.00	6158.43	6158.24	6159.91	6165.40	0.152094	21.49	202.85	146.33	3.11
Reach-1	32174	10_year_Existing	6700.00	6156.43	6163.59	6160.96	6164.24	0.001937	6.72	1183.22	203.51	0.45
Reach-1	32174	25_year_Existing	12000.00	6156.43	6166.57	6162.79	6167.50	0.001747	8.13	1832.36	234.12	0.46
Reach-1	32174	50_year_Existing	16000.00	6156.43	6168.48	6163.98	6169.58	0.001658	8.91	2303.41	269.99	0.46
Reach-1	32174	100_year_Existin	19000.00	6156.43	6170.13	6164.81	6171.27	0.001455	9.12	2761.05	281.51	0.44
Reach-1	32174	500_year_Existin	27000.00	6158.43	6173.37		6174.73	0.001338	10.11	3698.00	296.24	0.44
Reach-1	32144	2_year_Existing	1400.00	6153.82	6158.95	6157.91	6159.31	0.003020	6.09	507.93	179.77	0.51
Reach-1	32144	5_year_Existing	4300.00	6153.82	6161.45	6159.96	6162.29	0.004506	9.99	969.72	190.24	0.67
Reach-1	32144	10_year_Existing	6700.00	6153.82	6162.93		6164.10	0.005103	12.08	1255.68	196.44	0.73
Reach-1	32144	25_year_Existing	12000.00	6153.82	6165.52		6167.33	0.005820	15.42	1778.61	207.31	0.82
Reach-1	32144	50_year_Existing	16000.00	6153.82	6167.17		6169.38	0.006079	17.29	2137.90	240.39	0.86
Reach-1	32144	100_year_Existin	19000.00	6153.82	6168.95		6171.09	0.005094	17.28	2599.61	266.64	0.80
Reach-1	32144	500_year_Existin	27000.00	6153.82	6172.13		6174.55	0.004667	18.88	3464.34	278.10	0.79
Reach-1	32122	2_year_Existing	1400.00	6154.00	6158.70		6159.22	0.004690	7.10	431.27	177.97	0.62
Reach-1	32122	5_year_Existing	4300.00	6154.00	6161.07		6162.15	0.006303	11.18	864.60	187.91	0.78
Reach-1	32122	10_year_Existing	6700.00	6154.00	6162.49		6163.94	0.006896	13.35	1134.22	193.83	0.84
Reach-1	32122	25_year_Existing	12000.00	6154.00	6164.97		6167.14	0.007565	16.80	1628.42	204.25	0.92
Reach-1	32122	50_year_Existing	16000.00	6154.00	6166.54	6164.98	6169.19	0.007808	18.78	1955.46	210.86	0.96
Reach-1	32122	100_year_Existin	19000.00	6154.00	6168.49		6170.94	0.006122	18.38	2418.51	261.29	0.87
Reach-1	32122	500_year_Existin	27000.00	6154.00	6171.73		6174.42	0.005343	19.76	3296.19	279.06	0.84
Reach-1	32099	2_year_Existing	1400.00	6154.00	6158.10	6158.10	6159.03	0.009637	9.14	325.31	175.46	0.87
Reach-1	32099	5_year_Existing	4300.00	6154.00	6160.14	6160.14	6161.88	0.012027	13.91	691.17	184.00	1.05
Reach-1	32099	10_year_Existing	6700.00	6154.00	6161.35	6161.35	6163.64	0.012877	16.44	917.24	189.08	1.12
Reach-1	32099	25_year_Existing	12000.00	6154.00	6163.57	6163.57	6166.81	0.013285	20.20	1347.28	198.39	1.19
Reach-1	32099	50_year_Existing	16000.00	6154.00	6164.99	6164.99	6168.83	0.013349	22.34	1632.51	204.33	1.22
Reach-1	32099	100_year_Existin	19000.00	6154.00	6166.25		6170.78	0.006491	18.71	2406.95	285.26	0.89
Reach-1	32099	500_year_Existin	27000.00	6154.00	6171.69		6174.27	0.005231	19.51	3408.18	296.95	0.83
Reach-1	31899	2_year_Existing	1400.00	6151.50	6154.61	6153.76	6154.89	0.003523	4.20	334.29	156.65	0.50
Reach-1	31899	5_year_Existing	4300.00	6151.50	6157.69	6155.34	6158.12	0.001684	5.25	861.47	188.94	0.40
Reach-1	31899	10_year_Existing	6700.00	6151.50	6159.61	6156.33	6160.13	0.001400	5.89	1252.39	217.86	0.39
Reach-1	31899	25_year_Existing	12000.00	6151.50	6163.29	6158.19	6163.96	0.001050	6.73	2093.09	235.39	0.36
Reach-1	31899	50_year_Existing	16000.00	6151.50	6165.82	6159.40	6166.55	0.000896	7.15	2697.98	244.22	0.34
Reach-1	31899	100_year_Existin	19000.00	6151.50	6169.32		6169.94	0.000558	6.59	3574.46	255.31	0.28
Reach-1	31899	500_year_Existin	27000.00	6151.50	6172.64		6173.47	0.000602	7.72	4437.65	265.42	0.30
Reach-1	31581	2_year_Existing	1400.00	6149.50	6153.90		6154.13	0.001674	3.78	370.06	110.70	0.36
Reach-1	31581	5_year_Existing	4300.00	6149.50	6157.02		6157.56	0.001737	5.92	768.07	152.89	0.41
Reach-1	31581	10_year_Existing	6700.00	6149.50	6158.87		6159.62	0.001749	7.03	1079.74	178.32	0.43
Reach-1	31581	25_year_Existing	12000.00	6149.50	6162.49		6163.52	0.001539	8.41	1767.36	198.87	0.43
Reach-1	31581	50_year_Existing	16000.00	6149.50	6165.00		6166.16	0.001376	9.03	2280.22	210.13	0.42
Reach-1	31581	100_year_Existin	19000.00	6149.50	6168.75		6169.69	0.000843	8.25	3097.45	225.48	0.34
Reach-1	31581	500_year_Existin	27000.00	6149.50	6171.89		6173.19	0.000657	9.78	3822.87	236.48	0.37
Reach-1	31449	2_year_Existing	1400.00	6148.78	6153.43	6152.03	6153.80	0.002761	4.89	286.03	86.67	0.47
Reach-1	31449	5_year_Existing	4300.00	6148.78	6156.06	6154.45	6157.09	0.003706	8.17	545.93	148.44	0.60
Reach-1	31449	10_year_Existing	6700.00	6148.78	6157.55	6155.90	6159.05	0.004010	9.92	754.31	174.19	0.65
Reach-1	31449	25_year_Existing	12000.00	6148.78	6161.01	6158.57	6162.96	0.003221	11.54	1258.54	208.10	0.62
Reach-1	31449	50_year_Existing	16000.00	6148.78	6163.43	6160.17	6165.61	0.002779	12.29	1612.64	218.08	0.60

HEC-RAS Plan: LMC Existing River: Monument Creek Reach: Reach-1 (Continued)

Reach	River Sta	Profile	Q Total	Min Ch El	W.S. Elev	Crit W.S.	E.G. Elev	E.G. Slope	Vel Chnl	Flow Area	Top Width	Froude # Chl
			(cfs)	(ft)	(ft)	(ft)	(ft)	(ft/ft)	(ft/s)	(sq ft)	(ft)	
Reach-1	31449	100_year_Existin	19000.00	6148.78	6168.37	6161.21	6169.51	0.001062	9.40	3126.78	238.38	0.39
Reach-1	31449	500_year_Existin	27000.00	6148.78	6171.42	6163.75	6172.97	0.001204	11.11	3872.69	250.92	0.43
Reach-1	31423		Bridge									
Reach-1	31393	2_year_Existing	1400.00	6148.19	6152.64	6151.44	6153.06	0.002439	5.20	269.28	85.61	0.52
Reach-1	31393	5_year_Existing	4300.00	6148.19	6155.15	6153.86	6156.31	0.003308	8.66	508.59	134.16	0.66
Reach-1	31393	10_year_Existing	6700.00	6148.19	6156.57	6155.34	6158.26	0.003578	10.53	705.27	187.31	0.71
Reach-1	31393	25_year_Existing	12000.00	6148.19	6159.07	6158.03	6161.68	0.003770	13.31	1093.78	202.54	0.77
Reach-1	31393	50_year_Existing	16000.00	6148.19	6160.63	6159.58	6163.85	0.003852	14.91	1336.84	208.95	0.80
Reach-1	31393	100_year_Existin	19000.00	6148.19	6162.02	6160.61	6165.06	0.003250	14.85	1822.63	214.71	0.75
Reach-1	31393	500_year_Existin	27000.00	6148.19	6165.36	6162.97	6168.66	0.002682	15.83	2560.78	228.41	0.71
Reach-1	31098	2_year_Existing	1400.00	6147.50	6151.79	6150.55	6152.23	0.003319	5.28	265.18	103.05	0.58
Reach-1	31098	5_year_Existing	4300.00	6147.50	6154.36	6153.04	6155.25	0.002937	7.66	627.05	182.17	0.61
Reach-1	31098	10_year_Existing	6700.00	6147.50	6155.94	6154.31	6157.08	0.002672	8.79	928.16	197.48	0.61
Reach-1	31098	25_year_Existing	12000.00	6147.50	6158.71		6160.28	0.002389	10.53	1507.50	218.17	0.61
Reach-1	31098	50_year_Existing	16000.00	6147.50	6160.45		6162.30	0.002284	11.54	1895.77	227.55	0.61
Reach-1	31098	100_year_Existin	19000.00	6147.50	6161.78		6163.76	0.002133	12.03	2201.98	232.69	0.60
Reach-1	31098	500_year_Existin	27000.00	6147.50	6165.28		6167.47	0.001755	12.88	3037.99	246.18	0.57
Reach-1	30602	2_year_Existing	1400.00	6145.50	6148.30	6148.30	6149.48	0.010280	8.70	161.00	69.36	1.01
Reach-1	30602	5_year_Existing	4300.00	6145.50	6151.00	6151.00	6153.01	0.006922	11.51	429.13	135.55	0.93
Reach-1	30602	10_year_Existing	6700.00	6145.50	6152.48	6152.48	6155.00	0.006290	13.14	641.77	152.67	0.93
Reach-1	30602	25_year_Existing	12000.00	6145.50	6155.22		6158.42	0.005287	15.31	1103.20	179.36	0.90
Reach-1	30602	50_year_Existing	16000.00	6145.50	6157.56		6160.70	0.003948	15.47	1538.47	192.19	0.81
Reach-1	30602	100_year_Existin	19000.00	6145.50	6159.16		6162.32	0.003405	15.69	1851.84	199.86	0.77
Reach-1	30602	500_year_Existin	27000.00	6145.50	6163.05		6166.32	0.002588	16.31	2666.05	218.54	0.70
Reach-1	30139	2_year_Existing	1400.00	6141.80	6146.46	6144.72	6146.81	0.001651	4.75	297.12	90.93	0.44
Reach-1	30139	5_year_Existing	4300.00	6141.80	6149.98	6147.33	6150.68	0.001466	6.94	790.99	167.94	0.46
Reach-1	30139	10_year_Existing	6700.00	6141.80	6151.89	6148.97	6152.82	0.001482	8.16	1119.07	176.52	0.48
Reach-1	30139	25_year_Existing	12000.00	6141.80	6155.42		6158.72	0.001403	9.89	1767.59	190.21	0.49
Reach-1	30139	50_year_Existing	16000.00	6141.80	6157.70		6159.22	0.001351	10.85	2210.26	198.50	0.50
Reach-1	30139	100_year_Existin	19000.00	6141.80	6159.28		6160.94	0.001316	11.45	2527.61	204.18	0.50
Reach-1	30139	500_year_Existin	27000.00	6141.80	6163.14		6165.14	0.001225	12.72	3348.02	222.40	0.50
Reach-1	30065	2_year_Existing	1400.00	6140.09	6146.45	6143.92	6146.66	0.000747	3.79	433.10	117.82	0.30
Reach-1	30065	5_year_Existing	4300.00	6140.09	6149.94	6146.38	6150.54	0.001051	6.48	821.41	195.86	0.40
Reach-1	30065	10_year_Existing	6700.00	6140.09	6151.78	6147.84	6152.71	0.001275	8.15	1031.87	202.65	0.45
Reach-1	30065	25_year_Existing	12000.00	6140.09	6154.78	6150.52	6156.48	0.001673	11.09	1380.98	212.89	0.54
Reach-1	30065	50_year_Existing	16000.00	6140.09	6156.56	6152.27	6158.86	0.001918	12.93	1595.48	218.34	0.59
Reach-1	30065	100_year_Existin	19000.00	6140.09	6157.74	6153.45	6160.49	0.002083	14.17	1739.96	221.94	0.62
Reach-1	30065	500_year_Existin	27000.00	6140.09	6160.42	6156.32	6164.41	0.002476	17.12	2077.59	230.13	0.70
Reach-1	29961		Bridge									
Reach-1	29853	2_year_Existing	1400.00	6138.24	6144.34	6142.05	6144.59	0.001246	4.05	379.38	94.37	0.33
Reach-1	29853	5_year_Existing	4300.00	6138.24	6147.67	6144.49	6148.37	0.001766	6.95	727.74	126.18	0.44
Reach-1	29853	10_year_Existing	6700.00	6138.24	6149.35	6146.06	6150.44	0.002187	8.76	922.63	194.06	0.50
Reach-1	29853	25_year_Existing	12000.00	6138.24	6152.01	6148.80	6154.01	0.002922	11.97	1245.62	263.72	0.60
Reach-1	29853	50_year_Existing	16000.00	6138.24	6153.53	6150.62	6156.23	0.003417	14.00	1444.33	280.88	0.67
Reach-1	29853	100_year_Existin	19000.00	6138.24	6154.51	6151.87	6157.76	0.003772	15.40	1572.70	288.96	0.71
Reach-1	29853	500_year_Existin	27000.00	6138.24	6156.59	6154.72	6161.40	0.004752	18.88	1859.79	306.65	0.81
Reach-1	29627	2_year_Existing	1400.00	6139.50	6143.12	6142.45	6143.89	0.006402	7.06	198.43	64.73	0.71
Reach-1	29627	5_year_Existing	4300.00	6139.50	6146.18	6145.48	6147.54	0.005147	9.70	559.71	223.60	0.71
Reach-1	29627	10_year_Existing	6700.00	6139.50	6147.98	6146.89	6149.59	0.004574	10.92	818.54	237.31	0.70
Reach-1	29627	25_year_Existing	12000.00	6139.50	6150.59	6149.31	6153.03	0.004854	13.70	1211.18	250.33	0.75
Reach-1	29627	50_year_Existing	16000.00	6139.50	6152.14	6150.84	6155.19	0.005128	15.47	1446.65	255.76	0.79
Reach-1	29627	100_year_Existin	19000.00	6139.50	6153.16	6151.83	6156.67	0.005326	16.66	1603.53	259.23	0.82
Reach-1	29627	500_year_Existin	27000.00	6139.50	6155.33	6154.36	6160.18	0.006092	19.77	1938.69	266.32	0.90
Reach-1	29137	2_year_Existing	1400.00	6135.50	6139.05		6140.13	0.009187	8.36	167.37	55.14	0.85
Reach-1	29137	5_year_Existing	4300.00	6135.50	6142.40	6141.81	6144.39	0.007857	11.36	395.08	112.54	0.86
Reach-1	29137	10_year_Existing	6700.00	6135.50	6143.90	6143.90	6146.59	0.007928	13.42	595.93	151.66	0.90
Reach-1	29137	25_year_Existing	12000.00	6135.50	6146.67	6146.67	6150.10	0.007008	15.77	1069.37	186.89	0.89
Reach-1	29137	50_year_Existing	16000.00	6135.50	6148.26	6148.26	6152.21	0.006876	17.27	1372.31	194.82	0.90
Reach-1	29137	100_year_Existin	19000.00	6135.50	6149.27	6149.27	6153.62	0.006908	18.33	1572.95	199.71	0.92
Reach-1	29137	500_year_Existin	27000.00	6135.50	6151.71	6151.71	6156.96	0.006677	20.82	2072.55	210.19	0.95
Reach-1	28816	2_year_Existing	1400.00	6133.50	6137.86		6138.36	0.003122	5.68	246.41	81.22	0.50
Reach-1	28816	5_year_Existing	4300.00	6133.50	6140.93	6139.21	6142.33	0.004558	9.57	515.40	162.96	0.64
Reach-1	28816	10_year_Existing	6700.00	6133.50	6142.46	6141.58	6144.35	0.004992	11.45	809.99	211.16	0.70
Reach-1	28816	25_year_Existing	12000.00	6133.50	6144.95	6144.32	6147.52	0.005332	14.09	1360.59	229.01	0.75
Reach-1	28816	50_year_Existing	16000.00	6133.50	6146.68	6145.79	6149.49	0.005079	15.17	1764.38	238.86	0.75
Reach-1	28816	100_year_Existin	19000.00	6133.50	6147.91	6146.72	6150.84	0.004840	15.75	2062.34	245.64	0.75
Reach-1	28816	500_year_Existin	27000.00	6133.50	6151.03	6148.95	6154.13	0.004178	16.77	2852.07	259.95	0.72
Reach-1	28484	2_year_Existing	1400.00	6132.62	6135.89		6138.74	0.008150	7.41	188.99	69.43	0.79
Reach-1	28484	5_year_Existing	4300.00	6132.62	6138.86	6138.14	6140.47	0.006873	10.18	440.11	128.44	0.80

HEC-RAS Plan: LMC Existing River: Monument Creek Reach: Reach-1 (Continued)

Reach	River Sta	Profile	Q Total	Min Ch El	W.S. Elev	Crit W.S.	E.G. Elev	E.G. Slope	Vel Chnl	Flow Area	Top Width	Froude # Chl
			(cfs)	(ft)	(ft)	(ft)	(ft)	(ft/ft)	(ft/s)	(sq ft)	(ft)	
Reach-1	38635	10_year_Existing	5300.00	6202.99	6209.92	6208.41	6211.12	0.002889	8.88	649.33	124.44	0.63
Reach-1	38635	25_year_Existing	9900.00	6202.99	6212.68	6210.74	6214.55	0.002800	11.19	1013.59	139.38	0.66
Reach-1	38635	50_year_Existing	12000.00	6202.99	6213.76	6211.67	6215.89	0.002766	12.01	1167.11	145.18	0.67
Reach-1	38635	100_year_Existin	15000.00	6202.99	6215.16	6212.85	6217.65	0.002735	13.04	1375.87	152.75	0.68
Reach-1	38635	500_year_Existin	22000.00	6202.99	6221.27	6215.38	6223.23	0.001276	11.86	2454.39	218.66	0.50
Reach-1	38596		Bridge									
Reach-1	38554	2_year_Existing	1100.00	6202.32	6204.69	6204.60	6205.47	0.009265	7.07	155.50	85.58	0.92
Reach-1	38554	5_year_Existing	3400.00	6202.32	6206.57	6206.57	6208.22	0.008401	10.32	335.99	107.93	0.98
Reach-1	38554	10_year_Existing	5300.00	6202.32	6207.77	6207.77	6209.94	0.007495	11.88	470.47	116.42	0.97
Reach-1	38554	25_year_Existing	9900.00	6202.32	6210.97	6210.07	6213.31	0.006643	14.63	752.62	128.84	0.98
Reach-1	38554	50_year_Existing	12000.00	6202.32	6211.02	6211.02	6214.64	0.006284	15.50	877.94	134.00	0.97
Reach-1	38554	100_year_Existin	15000.00	6202.32	6212.21	6212.21	6216.40	0.006064	16.72	1041.28	140.43	0.98
Reach-1	38554	500_year_Existin	22000.00	6202.32	6214.76	6214.76	6220.03	0.005557	18.88	1417.27	154.21	0.97
Reach-1	38374	2_year_Existing	1100.00	6201.13	6203.64		6204.11	0.005080	5.55	198.17	100.16	0.70
Reach-1	38374	5_year_Existing	3400.00	6201.13	6205.46	6204.97	6206.58	0.005364	8.55	431.28	141.29	0.79
Reach-1	38374	10_year_Existing	5300.00	6201.13	6206.55	6206.04	6208.11	0.005326	10.15	589.34	149.46	0.82
Reach-1	38374	25_year_Existing	9900.00	6201.13	6207.11	6208.14	6211.39	0.012654	16.85	674.22	153.67	1.29
Reach-1	38374	50_year_Existing	12000.00	6201.13	6207.73	6208.95	6212.66	0.012680	18.17	771.40	156.87	1.32
Reach-1	38374	100_year_Existin	15000.00	6201.13	6208.55	6210.06	6214.38	0.012652	19.79	904.70	165.90	1.34
Reach-1	38374	500_year_Existin	22000.00	6201.13	6210.27	6212.29	6217.89	0.012393	22.79	1200.13	178.13	1.38
Reach-1	37923	2_year_Existing	1100.00	6197.50	6199.84	6199.84	6200.84	0.010742	7.99	137.59	70.25	1.01
Reach-1	37923	5_year_Existing	3400.00	6197.50	6202.17	6202.17	6203.82	0.008777	10.53	428.53	188.40	0.91
Reach-1	37923	10_year_Existing	5300.00	6197.50	6203.38	6203.38	6205.44	0.008350	12.08	667.28	205.04	0.92
Reach-1	37923	25_year_Existing	9900.00	6197.50	6205.57	6205.57	6208.48	0.008133	14.89	1139.78	227.20	0.95
Reach-1	37923	50_year_Existing	12000.00	6197.50	6206.43	6206.43	6209.65	0.008004	15.83	1339.64	235.85	0.96
Reach-1	37923	100_year_Existin	15000.00	6197.50	6207.50	6207.50	6211.18	0.005995	17.12	1597.13	246.33	0.98
Reach-1	37923	500_year_Existin	22000.00	6197.50	6209.81	6209.81	6214.28	0.005698	19.29	2191.70	266.08	0.99
Reach-1	37477	2_year_Existing	1100.00	6193.57	6197.68	6195.58	6197.85	0.000887	3.29	336.25	104.91	0.32
Reach-1	37477	5_year_Existing	3400.00	6193.57	6199.48	6197.61	6200.15	0.002047	8.55	545.94	130.22	0.51
Reach-1	37477	10_year_Existing	5300.00	6193.57	6200.51	6198.79	6201.60	0.002663	8.44	690.83	162.21	0.60
Reach-1	37477	25_year_Existing	9900.00	6193.57	6202.45	6201.17	6204.46	0.003488	11.62	1104.72	248.44	0.72
Reach-1	37477	50_year_Existing	12000.00	6193.57	6203.22	6202.22	6205.56	0.003648	12.63	1301.09	256.17	0.75
Reach-1	37477	100_year_Existin	15000.00	6193.57	6204.37	6203.35	6207.03	0.003621	13.65	1598.01	263.57	0.76
Reach-1	37477	500_year_Existin	22000.00	6193.57	6206.20	6205.53	6209.89	0.004135	16.32	2098.15	293.08	0.84
Reach-1	37348	2_year_Existing	1100.00	6192.70	6197.63	6195.92	6197.72	0.000560	2.34	495.51	207.15	0.24
Reach-1	37348	5_year_Existing	3400.00	6192.70	6199.50	6197.21	6199.78	0.000956	4.28	884.93	211.80	0.35
Reach-1	37348	10_year_Existing	5300.00	6192.70	6200.62	6198.01	6201.05	0.001119	5.34	1137.06	240.18	0.39
Reach-1	37348	25_year_Existing	9900.00	6192.70	6202.82	6199.61	6203.57	0.001300	7.12	1695.05	260.84	0.44
Reach-1	37348	50_year_Existing	12000.00	6192.70	6203.68	6200.26	6204.57	0.001341	7.75	1921.34	283.16	0.46
Reach-1	37348	100_year_Existin	15000.00	6192.70	6204.91	6201.11	6205.95	0.001337	8.43	2267.13	296.02	0.47
Reach-1	37348	500_year_Existin	22000.00	6192.70	6207.01	6202.85	6208.48	0.001487	10.09	2932.02	336.88	0.51
Reach-1	37254		Bridge									
Reach-1	37207	2_year_Existing	1100.00	6193.43	6196.68	6196.68	6197.23	0.012499	5.98	184.10	163.74	0.99
Reach-1	37207	5_year_Existing	3400.00	6193.43	6197.97	6197.97	6199.10	0.009321	8.54	408.14	206.58	0.97
Reach-1	37207	10_year_Existing	5300.00	6193.43	6198.78	6198.78	6200.27	0.008434	9.88	575.65	207.75	0.97
Reach-1	37207	25_year_Existing	9900.00	6193.43	6200.35	6200.35	6202.59	0.007549	12.17	904.38	213.09	0.98
Reach-1	37207	50_year_Existing	12000.00	6193.43	6200.94	6200.94	6203.51	0.007436	13.06	1032.78	219.25	0.99
Reach-1	37207	100_year_Existin	15000.00	6193.43	6201.83	6201.83	6204.73	0.006885	13.92	1231.30	227.53	0.98
Reach-1	37207	500_year_Existin	22000.00	6193.43	6203.72	6203.61	6207.26	0.006007	15.49	1666.25	261.24	0.96
Reach-1	37166	2_year_Existing	1100.00	6192.36	6196.37	6194.97	6196.45	0.000740	2.26	486.22	222.31	0.27
Reach-1	37166	5_year_Existing	3400.00	6192.36	6198.22	6196.14	6198.43	0.000908	3.73	942.54	259.43	0.33
Reach-1	37166	10_year_Existing	5300.00	6192.36	6199.19	6196.82	6199.52	0.001058	4.66	1197.18	280.43	0.37
Reach-1	37166	25_year_Existing	9900.00	6192.36	6200.89	6198.17	6201.51	0.001343	6.40	1691.17	297.98	0.44
Reach-1	37166	50_year_Existing	12000.00	6192.36	6201.55	6198.71	6202.29	0.001430	7.03	1890.66	311.78	0.46
Reach-1	37166	100_year_Existin	15000.00	6192.36	6202.48	6199.40	6203.38	0.001479	7.74	2188.73	325.59	0.48
Reach-1	37166	500_year_Existin	22000.00	6192.36	6204.83	6200.89	6205.95	0.001333	8.69	2969.04	337.79	0.47
Reach-1	37062		Bridge									
Reach-1	36966	2_year_Existing	1100.00	6189.84	6193.58	6192.45	6193.68	0.001546	2.58	425.56	219.78	0.33
Reach-1	36966	5_year_Existing	3400.00	6189.84	6195.33	6193.62	6195.59	0.001715	4.12	847.26	256.69	0.38
Reach-1	36966	10_year_Existing	5300.00	6189.84	6196.21	6194.27	6196.61	0.001995	5.14	1074.50	262.08	0.43
Reach-1	36966	25_year_Existing	9900.00	6189.84	6197.71	6195.65	6198.48	0.002604	7.12	1493.90	288.65	0.51
Reach-1	36966	50_year_Existing	12000.00	6189.84	6198.29	6196.17	6199.21	0.002765	7.83	1662.45	294.99	0.54
Reach-1	36966	100_year_Existin	15000.00	6189.84	6199.18	6196.88	6200.28	0.002802	8.55	1935.45	315.19	0.55
Reach-1	36966	500_year_Existin	22000.00	6189.84	6201.72	6198.37	6202.95	0.002170	9.14	2758.97	330.75	0.51
Reach-1	36677	2_year_Existing	1100.00	6189.50	6191.76	6191.66	6192.51	0.012831	6.93	158.71	91.46	0.93
Reach-1	36677	5_year_Existing	3400.00	6189.50	6193.48		6194.45	0.008247	8.65	698.22	416.41	0.83
Reach-1	36677	10_year_Existing	5300.00	6189.50	6194.31		6195.40	0.007694	9.67	1058.50	448.46	0.83
Reach-1	36677	25_year_Existing	9900.00	6189.50	6195.98		6197.22	0.006385	11.02	1825.13	469.78	0.80
Reach-1	36677	50_year_Existing	12000.00	6189.50	6197.14		6198.17	0.004474	10.40	2374.29	481.39	0.69

HEC-RAS Plan: LMC Existing River: Monument Creek Reach: Reach-1 (Continued)

Reach	River Sta	Profile	Q Total	Min Ch El	W.S. Elev	Crit W.S.	E.G. Elev	E.G. Slope	Vel Chnl	Flow Area	Top Width	Froude # Chl
			(cfs)	(ft)	(ft)	(ft)	(ft)	(ft/ft)	(ft/s)	(sq ft)	(ft)	
Reach-1	36677	100_year_Existin	15000.00	6189.50	6198.27		6199.31	0.003830	10.62	2928.66	499.01	0.66
Reach-1	36677	500_year_Existin	22000.00	6189.50	6201.21		6202.14	0.002427	10.39	4476.73	540.01	0.55
Reach-1	36308	2_year_Existing	1100.00	6185.50	6189.05		6189.65	0.005039	6.19	177.80	59.08	0.83
Reach-1	36308	5_year_Existing	3400.00	6185.50	6191.56		6192.34	0.004011	7.98	897.93	476.80	0.61
Reach-1	36308	10_year_Existing	5300.00	6185.50	6192.63		6193.41	0.003656	8.63	1431.38	510.18	0.60
Reach-1	36308	25_year_Existing	9900.00	6185.50	6194.78		6195.53	0.002947	9.41	2568.93	542.87	0.57
Reach-1	36308	50_year_Existing	12000.00	6185.50	6196.48		6197.02	0.001823	8.38	3504.72	554.06	0.46
Reach-1	36308	100_year_Existin	15000.00	6185.50	6197.70		6198.25	0.001710	8.73	4179.63	559.03	0.46
Reach-1	36308	500_year_Existin	22000.00	6185.50	6200.86		6201.39	0.001271	8.88	5965.86	571.26	0.41
Reach-1	35855	2_year_Existing	1400.00	6183.50	6187.13		6187.59	0.004052	5.49	255.12	87.01	0.56
Reach-1	35855	5_year_Existing	4300.00	6183.50	6189.27	6188.82	6190.25	0.005099	8.29	680.44	284.43	0.68
Reach-1	35855	10_year_Existing	6700.00	6183.50	6190.55		6191.58	0.004264	8.93	1051.77	298.73	0.65
Reach-1	35855	25_year_Existing	12000.00	6183.50	6193.17		6194.20	0.002802	9.26	1856.91	316.08	0.56
Reach-1	35855	50_year_Existing	16000.00	6183.50	6195.01		6196.05	0.002201	9.36	2451.44	328.00	0.51
Reach-1	35855	100_year_Existin	19000.00	6183.50	6196.33		6197.38	0.001903	9.43	2889.66	336.30	0.49
Reach-1	35855	500_year_Existin	27000.00	6183.50	6199.63		6200.72	0.001421	9.62	4033.48	357.06	0.44
Reach-1	35392	2_year_Existing	1400.00	6181.50	6183.70	6183.60	6184.50	0.012646	7.20	194.48	104.83	0.93
Reach-1	35392	5_year_Existing	4300.00	6181.50	6186.05	6185.58	6187.36	0.007616	9.21	485.09	143.63	0.82
Reach-1	35392	10_year_Existing	6700.00	6181.50	6187.48		6189.13	0.006423	10.40	698.60	152.44	0.79
Reach-1	35392	25_year_Existing	12000.00	6181.50	6190.13		6192.36	0.005190	12.21	1114.94	161.67	0.76
Reach-1	35392	50_year_Existing	16000.00	6181.50	6191.88		6194.47	0.004669	13.21	1403.61	167.50	0.74
Reach-1	35392	100_year_Existin	19000.00	6181.50	6193.10		6195.92	0.004395	13.86	1609.67	171.46	0.74
Reach-1	35392	500_year_Existin	27000.00	6181.50	6196.08		6199.47	0.003873	15.27	2135.84	181.16	0.72
Reach-1	34912	2_year_Existing	1400.00	6177.50	6181.08	6179.97	6181.52	0.003471	5.33	277.38	114.65	0.53
Reach-1	34912	5_year_Existing	4300.00	6177.50	6183.60	6182.37	6184.67	0.004093	8.57	625.12	148.87	0.63
Reach-1	34912	10_year_Existing	6700.00	6177.50	6185.04	6183.74	6186.56	0.004407	10.34	842.86	153.97	0.68
Reach-1	34912	25_year_Existing	12000.00	6177.50	6187.40	6186.11	6189.88	0.005051	13.41	1216.71	162.66	0.77
Reach-1	34912	50_year_Existing	16000.00	6177.50	6188.83		6192.00	0.005427	15.27	1453.71	168.20	0.82
Reach-1	34912	100_year_Existin	19000.00	6177.50	6189.77		6193.44	0.005707	16.54	1612.38	172.40	0.85
Reach-1	34912	500_year_Existin	27000.00	6177.50	6191.79		6196.92	0.006555	19.69	1971.83	185.63	0.93
Reach-1	34471	2_year_Existing	1400.00	6175.50	6177.75	6177.75	6178.70	0.014620	7.84	178.61	94.12	1.00
Reach-1	34471	5_year_Existing	4300.00	6175.50	6179.87	6179.87	6181.77	0.011380	11.07	402.31	117.20	0.99
Reach-1	34471	10_year_Existing	6700.00	6175.50	6181.23	6181.23	6183.65	0.010077	12.57	578.50	144.23	0.98
Reach-1	34471	25_year_Existing	12000.00	6175.50	6183.60	6183.60	6186.93	0.008827	14.97	954.81	167.87	0.96
Reach-1	34471	50_year_Existing	16000.00	6175.50	6185.05	6185.05	6189.00	0.008202	16.43	1203.41	173.84	0.97
Reach-1	34471	100_year_Existin	19000.00	6175.50	6186.06	6186.06	6190.42	0.007947	17.36	1379.91	177.95	0.97
Reach-1	34471	500_year_Existin	27000.00	6175.50	6188.47	6188.47	6193.82	0.007448	19.42	1824.08	193.17	0.97
Reach-1	34138	2_year_Existing	1400.00	6170.05	6177.40	6172.42	6177.44	0.000094	1.60	884.17	156.92	0.11
Reach-1	34138	5_year_Existing	4300.00	6170.05	6179.92	6174.17	6180.10	0.000280	3.48	1303.79	179.57	0.21
Reach-1	34138	10_year_Existing	6700.00	6170.05	6181.56	6175.33	6181.87	0.000378	4.53	1607.48	190.71	0.25
Reach-1	34138	25_year_Existing	12000.00	6170.05	6184.42	6177.34	6185.02	0.000522	6.27	2181.29	210.28	0.30
Reach-1	34138	50_year_Existing	16000.00	6170.05	6185.30	6178.65	6186.22	0.000743	7.81	2388.92	288.43	0.37
Reach-1	34138	100_year_Existin	19000.00	6170.05	6186.25	6179.57	6187.37	0.000830	8.62	2705.88	369.14	0.39
Reach-1	34138	500_year_Existin	27000.00	6170.05	6188.47	6181.75	6190.04	0.001006	10.40	3647.56	480.61	0.44
Reach-1	34098		Bridge									
Reach-1	34048	2_year_Existing	1400.00	6169.17	6176.50	6171.55	6176.54	0.000169	1.61	880.89	156.85	0.11
Reach-1	34048	5_year_Existing	4300.00	6169.17	6178.98	6173.29	6179.17	0.000506	3.49	1293.65	178.95	0.21
Reach-1	34048	10_year_Existing	6700.00	6169.17	6180.59	6174.46	6180.91	0.000682	4.54	1591.59	190.16	0.25
Reach-1	34048	25_year_Existing	12000.00	6169.17	6183.44	6176.49	6184.03	0.000932	6.25	2159.88	209.50	0.30
Reach-1	34048	50_year_Existing	16000.00	6169.17	6185.20	6177.78	6185.97	0.001056	7.23	2663.55	392.71	0.33
Reach-1	34048	100_year_Existin	19000.00	6169.17	6186.19	6178.69	6187.19	0.001164	7.93	3091.36	459.38	0.35
Reach-1	34048	500_year_Existin	27000.00	6169.17	6188.20	6180.90	6189.46	0.001435	9.53	4194.92	624.38	0.40
Reach-1	33861	2_year_Existing	1400.00	6173.50	6175.94		6176.34	0.005799	5.07	275.90	139.77	0.64
Reach-1	33861	5_year_Existing	4300.00	6173.50	6177.44		6178.63	0.008252	8.74	497.45	153.21	0.83
Reach-1	33861	10_year_Existing	6700.00	6173.50	6178.23	6178.10	6180.12	0.009979	11.03	621.13	159.70	0.95
Reach-1	33861	25_year_Existing	12000.00	6173.50	6180.03	6180.03	6182.93	0.009664	13.75	919.72	173.34	0.99
Reach-1	33861	50_year_Existing	16000.00	6173.50	6181.31	6181.31	6184.74	0.008879	15.00	1148.65	182.94	0.98
Reach-1	33861	100_year_Existin	19000.00	6173.50	6182.62	6182.62	6185.94	0.007009	14.87	1509.97	403.71	0.89
Reach-1	33861	500_year_Existin	27000.00	6173.50	6184.79	6184.79	6188.31	0.005857	15.80	2462.49	489.51	0.85
Reach-1	33507	2_year_Existing	1400.00	6171.50	6173.97		6174.26	0.005723	4.34	322.93	205.92	0.61
Reach-1	33507	5_year_Existing	4300.00	6171.50	6175.63		6176.27	0.004808	6.43	686.67	231.50	0.63
Reach-1	33507	10_year_Existing	6700.00	6171.50	6176.73		6177.57	0.004339	7.42	946.62	244.50	0.63
Reach-1	33507	25_year_Existing	12000.00	6171.50	6178.83	6177.12	6180.00	0.003597	8.60	1480.48	262.02	0.61
Reach-1	33507	50_year_Existing	16000.00	6171.50	6180.12	6178.09	6181.52	0.003419	9.68	1824.77	272.78	0.61
Reach-1	33507	100_year_Existin	19000.00	6171.50	6181.01	6178.77	6182.57	0.003314	10.25	2070.86	280.18	0.62
Reach-1	33507	500_year_Existin	27000.00	6171.50	6183.20	6180.38	6185.14	0.003063	11.47	2705.77	298.49	0.61
Reach-1	33026	2_year_Existing	1400.00	6168.66	6170.68	6170.48	6171.26	0.006811	4.97	284.62	174.77	0.67
Reach-1	33026	5_year_Existing	4300.00	6168.66	6172.38		6173.38	0.007622	8.02	556.73	187.14	0.79
Reach-1	33026	10_year_Existing	6700.00	6168.66	6173.23	6172.85	6174.70	0.008296	9.80	719.23	192.99	0.86
Reach-1	33026	25_year_Existing	12000.00	6168.66	6174.81	6174.56	6177.17	0.009827	12.98	992.53	202.44	0.98

HEC-RAS Plan: LMC Existing River: Monument Creek Reach: Reach-1 (Continued)

Reach	River Sta	Profile	Q Total	Min Ch El	W.S. Elev	Crit W.S.	E.G. Elev	E.G. Slope	Vel Chnl	Flow Area	Top Width	Froude # Chl
			(cfs)	(ft)	(ft)	(ft)	(ft)	(ft/ft)	(ft/s)	(sq ft)	(ft)	
Reach-1	44300	500_year_Existin	19000.00	6249.51	6268.01		6269.27	0.001480	10.94	2898.77	232.90	0.46
Reach-1	43929	2_year_Existing	570.00	6247.50	6249.64	6249.64	6250.53	0.014978	7.61	75.53	43.26	1.00
Reach-1	43929	5_year_Existing	1600.00	6247.50	6251.47	6251.47	6253.00	0.010639	10.03	185.22	85.31	0.95
Reach-1	43929	10_year_Existing	2500.00	6247.50	6252.65	6252.65	6254.45	0.008964	11.17	299.45	101.89	0.91
Reach-1	43929	25_year_Existing	4600.00	6247.50	6254.51	6254.51	6257.05	0.008616	13.69	495.74	109.25	0.94
Reach-1	43929	50_year_Existing	6800.00	6247.50	6256.11	6256.11	6259.25	0.008295	15.54	675.84	116.25	0.96
Reach-1	43929	100_year_Existin	9700.00	6247.50	6257.89	6257.89	6261.71	0.008028	17.45	893.16	129.09	0.98
Reach-1	43929	500_year_Existin	19000.00	6247.50	6262.37	6262.37	6267.80	0.007486	21.61	1549.76	154.92	1.00
Reach-1	43478	2_year_Existing	570.00	6239.50	6240.93	6241.12	6241.89	0.025354	7.90	73.76	61.62	1.24
Reach-1	43478	5_year_Existing	1600.00	6239.50	6241.71	6242.54	6244.54	0.039589	13.59	123.52	66.15	1.68
Reach-1	43478	10_year_Existing	2500.00	6239.50	6242.23	6243.53	6246.51	0.044279	16.76	159.31	69.22	1.84
Reach-1	43478	25_year_Existing	4600.00	6239.50	6243.52	6245.40	6249.81	0.037291	20.17	253.54	77.32	1.81
Reach-1	43478	50_year_Existing	6800.00	6239.50	6244.67	6246.96	6252.18	0.033066	22.59	346.62	85.10	1.78
Reach-1	43478	100_year_Existin	9700.00	6239.50	6252.75	6248.80	6254.29	0.002107	10.82	1244.67	132.35	0.53
Reach-1	43478	500_year_Existin	19000.00	6239.50	6256.70	6253.22	6259.70	0.003029	15.47	1800.89	149.70	0.66
Reach-1	43365	2_year_Existing	570.00	6234.11	6239.04	6237.73	6239.41	0.003595	4.69	116.45	41.54	0.52
Reach-1	43365	5_year_Existing	1600.00	6234.11	6241.11	6239.92	6241.98	0.004599	7.54	224.28	62.81	0.63
Reach-1	43365	10_year_Existing	2500.00	6234.11	6242.60	6241.17	6243.71	0.004179	8.62	329.14	77.40	0.62
Reach-1	43365	25_year_Existing	4600.00	6234.11	6245.09	6243.43	6246.69	0.003920	10.56	542.54	93.50	0.64
Reach-1	43385	50_year_Existing	6800.00	6234.11	6247.12	6245.22	8249.13	0.003844	12.08	745.49	106.57	0.66
Reach-1	43385	100_year_Existin	9700.00	6234.11	6252.67	6247.18	6253.96	0.001534	10.13	1420.98	131.04	0.45
Reach-1	43365	500_year_Existin	19000.00	6234.11	6256.53	6252.15	6259.24	0.002537	15.05	1950.93	148.10	0.60
Reach-1	43358		Bridge									
Reach-1	43352	2_year_Existing	570.00	6234.11	6238.97	6237.73	6239.36	0.003814	5.01	113.74	40.93	0.53
Reach-1	43352	5_year_Existing	1600.00	6234.11	6241.00	6239.92	6241.92	0.004989	7.74	217.32	61.55	0.65
Reach-1	43352	10_year_Existing	2500.00	6234.11	6242.49	6241.17	6243.66	0.004449	8.80	321.27	76.74	0.64
Reach-1	43352	25_year_Existing	4600.00	6234.11	6245.00	6243.43	6246.64	0.004091	10.70	533.54	92.87	0.65
Reach-1	43352	50_year_Existing	6800.00	6234.11	6247.02	6245.22	6249.08	0.003986	12.22	734.75	105.92	0.67
Reach-1	43352	100_year_Existin	9700.00	6234.11	6252.37	6247.19	6253.73	0.001850	10.38	1362.28	130.51	0.46
Reach-1	43352	500_year_Existin	19000.00	6234.11	6254.71	6252.15	6258.25	0.003690	17.02	1692.00	135.89	0.71
Reach-1	43346	2_year_Existing	570.00	6234.11	6238.94	6237.73	6239.34	0.003926	5.07	112.42	40.63	0.54
Reach-1	43346	5_year_Existing	1600.00	6234.11	6240.94	6239.92	6241.89	0.005227	7.86	213.46	60.99	0.66
Reach-1	43346	10_year_Existing	2500.00	6234.11	6242.44	6241.17	6243.63	0.004613	8.90	316.82	76.37	0.65
Reach-1	43346	25_year_Existing	4600.00	6234.11	6244.94	6243.43	6246.61	0.004190	10.79	528.51	92.52	0.66
Reach-1	43346	50_year_Existing	6800.00	6234.11	6246.97	6245.22	6249.06	0.004068	12.30	726.97	105.57	0.68
Reach-1	43346	100_year_Existin	9700.00	6234.11	6252.37	6247.08	6253.72	0.001635	10.33	1413.03	144.34	0.46
Reach-1	43346	500_year_Existin	19000.00	6234.11	6254.76	6252.27	6258.17	0.003572	16.78	1761.35	153.10	0.70
Reach-1	43341		Bridge									
Reach-1	43336	2_year_Existing	570.00	6234.11	6238.88	6237.73	6239.30	0.004140	5.18	110.06	40.08	0.55
Reach-1	43336	5_year_Existing	1600.00	6234.11	6240.83	6239.92	6241.83	0.005664	8.07	207.00	59.88	0.69
Reach-1	43336	10_year_Existing	2500.00	6234.11	6242.35	6241.17	6243.58	0.004686	9.06	309.88	75.78	0.67
Reach-1	43336	25_year_Existing	4600.00	6234.11	6244.86	6243.43	6246.57	0.004348	10.92	520.90	91.99	0.67
Reach-1	43336	50_year_Existing	6800.00	6234.11	6246.89	6245.22	6249.02	0.004188	12.41	720.38	105.04	0.68
Reach-1	43336	100_year_Existin	9700.00	6234.11	6252.32	6247.19	6253.68	0.001666	10.40	1393.20	140.33	0.46
Reach-1	43336	500_year_Existin	19000.00	6234.11	6253.95	6252.19	6257.88	0.004316	17.89	1624.08	147.52	0.76
Reach-1	43329	2_year_Existing	570.00	6234.11	6238.84	6237.73	6239.27	0.004315	5.27	108.25	39.66	0.56
Reach-1	43329	5_year_Existing	1600.00	6234.11	6240.72	6239.92	6241.78	0.006159	8.29	200.51	58.74	0.72
Reach-1	43329	10_year_Existing	2500.00	6234.11	6242.25	6241.17	6243.54	0.005170	9.22	303.07	74.84	0.69
Reach-1	43329	25_year_Existing	4600.00	6234.11	6244.78	6243.43	6246.53	0.004514	11.05	513.28	91.46	0.68
Reach-1	43329	50_year_Existing	6800.00	6234.11	6246.80	6245.22	6248.98	0.004317	12.54	711.74	104.51	0.69
Reach-1	43329	100_year_Existin	9700.00	6234.11	6252.29	6247.14	6253.67	0.001675	10.42	1387.82	139.29	0.46
Reach-1	43329	500_year_Existin	19000.00	6234.11	6252.92	6252.21	6257.63	0.005498	19.39	1474.60	141.91	0.85
Reach-1	43324		Bridge									
Reach-1	43317	2_year_Existing	570.00	6234.11	6238.75	6237.73	6239.21	0.004864	5.43	104.91	38.87	0.58
Reach-1	43317	5_year_Existing	1600.00	6234.11	6240.18	6239.92	6241.59	0.009603	9.56	170.26	53.09	0.88
Reach-1	43317	10_year_Existing	2500.00	6234.11	6241.17	6241.17	6243.24	0.010723	11.61	228.35	63.49	0.96
Reach-1	43317	25_year_Existing	4600.00	6234.11	6243.43	6243.43	6246.18	0.008763	13.64	396.21	82.80	0.92
Reach-1	43317	50_year_Existing	6800.00	6234.11	6245.22	6245.22	6248.57	0.008115	15.34	554.24	94.30	0.93
Reach-1	43317	100_year_Existin	9700.00	6234.11	6247.19	6247.19	6251.21	0.007640	17.10	752.53	107.00	0.93
Reach-1	43317	500_year_Existin	19000.00	6234.11	6252.19	6252.19	6257.53	0.006580	20.57	1376.76	140.04	0.92
Reach-1	43203	2_year_Existing	570.00	6235.76	6237.49	6237.49	6238.23	0.016097	6.88	82.91	57.43	1.01
Reach-1	43203	5_year_Existing	1600.00	6235.76	6238.93	6238.93	6240.34	0.012628	9.55	171.31	65.01	1.00
Reach-1	43203	10_year_Existing	2500.00	6235.76	6239.65	6239.92	6241.81	0.014387	11.85	219.55	68.57	1.10
Reach-1	43203	25_year_Existing	4600.00	6235.76	6241.13	6241.85	6244.66	0.015010	15.24	326.14	76.64	1.19
Reach-1	43203	50_year_Existing	6800.00	6235.76	6242.53	6243.55	6247.03	0.014065	17.35	441.64	89.15	1.20
Reach-1	43203	100_year_Existin	9700.00	6235.76	6244.10	6245.44	6249.83	0.013198	19.44	595.05	104.86	1.21
Reach-1	43203	500_year_Existin	19000.00	6235.76	6248.13	6250.03	6255.85	0.011353	23.67	1076.29	131.56	1.20
Reach-1	42476	2_year_Existing	1100.00	6230.22	6233.75	6232.78	6233.97	0.003799	3.85	286.03	160.06	0.51

HEC-RAS Plan: LMC Existing River: Monument Creek Reach: Reach-1 (Continued)

Reach	River Sta	Profile	Q Total	Min Ch El	W.S. Elev	Crit W.S.	E.G. Elev	E.G. Slope	Vel Chnl	Flow Area	Top Width	Froude # Chl
			(cfs)	(ft)	(ft)	(ft)	(ft)	(ft/ft)	(ft/s)	(sq ft)	(ft)	
Reach-1	42476	5_year_Existing	3400.00	6230.22	6235.81	6234.40	6236.21	0.002699	5.11	676.55	210.12	0.48
Reach-1	42476	10_year_Existing	5300.00	6230.22	6237.06	6235.17	6237.58	0.002341	5.63	955.70	232.11	0.47
Reach-1	42476	25_year_Existing	9900.00	6230.22	6239.16	6236.73	6239.99	0.002334	7.41	1485.12	251.69	0.50
Reach-1	42476	50_year_Existing	12000.00	6230.22	6239.94	6237.33	6240.90	0.002384	8.01	1663.85	258.02	0.51
Reach-1	42476	100_year_Existin	15000.00	6230.22	6240.89	6238.11	6242.05	0.002463	8.84	1912.17	265.73	0.53
Reach-1	42476	500_year_Existin	22000.00	6230.22	6243.16	6239.72	6244.64	0.002342	10.07	2536.74	284.19	0.54
Reach-1	42205	2_year_Existing	1100.00	6229.50	6232.34		6232.72	0.005571	4.96	225.37	124.80	0.62
Reach-1	42205	5_year_Existing	3400.00	6229.50	6233.78		6234.94	0.008498	6.72	417.47	143.46	0.83
Reach-1	42205	10_year_Existing	5300.00	6229.50	6234.59	6234.59	6236.32	0.009622	10.78	569.69	217.16	0.92
Reach-1	42205	25_year_Existing	9900.00	6229.50	6236.50	6236.50	6238.76	0.008396	12.78	1040.08	264.60	0.91
Reach-1	42205	50_year_Existing	12000.00	6229.50	6237.19	6237.19	6239.66	0.008185	13.55	1224.15	270.50	0.91
Reach-1	42205	100_year_Existin	15000.00	6229.50	6238.33		6240.86	0.007044	13.93	1538.10	279.95	0.87
Reach-1	42205	500_year_Existin	22000.00	6229.50	6241.66		6243.77	0.003952	13.17	2508.01	300.16	0.69
Reach-1	41965	2_year_Existing	1100.00	6229.00	6230.92	6230.54	6231.24	0.006762	4.49	244.94	167.48	0.65
Reach-1	41965	5_year_Existing	3400.00	6229.00	6232.50	6231.81	6233.15	0.005816	6.49	554.16	265.59	0.67
Reach-1	41965	10_year_Existing	5300.00	8229.00	6233.59	6232.68	6234.35	0.004415	7.11	856.07	285.73	0.63
Reach-1	41965	25_year_Existing	9900.00	6229.00	6236.17	6234.17	6236.97	0.002577	7.56	1661.58	337.52	0.52
Reach-1	41965	50_year_Existing	12000.00	6229.00	6237.28	6234.72	6238.08	0.002136	7.64	2047.77	356.26	0.48
Reach-1	41965	100_year_Existin	15000.00	6229.00	6238.79		6239.59	0.001723	7.73	2602.80	372.35	0.45
Reach-1	41965	500_year_Existin	22000.00	6229.00	6242.09		6242.90	0.001205	7.93	3866.76	393.63	0.39
Reach-1	41499	2_year_Existing	1100.00	6223.50	6225.81	6225.81	6226.75	0.014258	7.78	141.46	73.68	0.99
Reach-1	41499	5_year_Existing	3400.00	6223.50	6228.25	6228.00	6229.72	0.009453	9.76	348.77	96.38	0.90
Reach-1	41499	10_year_Existing	5300.00	6223.50	6229.59	6229.21	6231.50	0.008200	11.11	485.11	107.93	0.88
Reach-1	41499	25_year_Existing	9900.00	6223.50	6232.10	6231.66	6234.90	0.007072	13.55	788.76	142.19	0.87
Reach-1	41499	50_year_Existing	12000.00	6223.50	6233.07	6232.61	6236.21	0.006809	14.41	916.80	153.83	0.87
Reach-1	41499	100_year_Existin	15000.00	6223.50	6234.41	6233.85	6237.93	0.006362	15.36	1098.17	166.94	0.86
Reach-1	41499	500_year_Existin	22000.00	6223.50	6237.22	6236.28	6241.50	0.005637	17.10	1493.33	180.05	0.85
Reach-1	41023	2_year_Existing	1100.00	6219.50	6223.09	6221.74	6223.47	0.003866	4.94	233.45	92.04	0.47
Reach-1	41023	5_year_Existing	3400.00	6219.50	6225.62		6226.53	0.004558	7.89	522.84	122.27	0.58
Reach-1	41023	10_year_Existing	5300.00	6219.50	6227.01		6228.29	0.005031	9.66	696.15	127.17	0.63
Reach-1	41023	25_year_Existing	9900.00	6219.50	6229.22		6231.50	0.006560	13.16	985.33	134.43	0.75
Reach-1	41023	50_year_Existing	12000.00	6219.50	6229.89		6232.72	0.007482	14.71	1076.35	136.53	0.81
Reach-1	41023	100_year_Existin	15000.00	6219.50	6230.63		6234.33	0.009020	16.92	1178.13	138.83	0.90
Reach-1	41023	500_year_Existin	22000.00	6219.50	6232.67	6232.67	6237.86	0.010308	20.27	1467.64	145.49	0.99
Reach-1	40541	2_year_Existing	1100.00	6217.50	6219.87	6219.67	6220.60	0.010888	6.86	160.35	82.78	0.87
Reach-1	40541	5_year_Existing	3400.00	6217.50	6221.88	6221.70	6223.41	0.009488	9.98	364.09	125.60	0.90
Reach-1	40541	10_year_Existing	5300.00	6217.50	6223.03	6222.97	6225.05	0.008986	11.60	522.96	153.81	0.92
Reach-1	40541	25_year_Existing	9900.00	6217.50	6225.29	6225.29	6228.01	0.007826	13.92	944.59	220.15	0.91
Reach-1	40541	50_year_Existing	12000.00	6217.50	6226.10		6229.07	0.007600	14.73	1130.51	237.00	0.92
Reach-1	40541	100_year_Existin	15000.00	6217.50	6227.31		6230.39	0.006806	15.31	1423.75	247.24	0.89
Reach-1	40541	500_year_Existin	22000.00	6217.50	6230.29	6229.19	6233.24	0.004825	15.54	2187.60	263.48	0.78
Reach-1	40042	2_year_Existing	1100.00	6213.50	6217.10		6217.43	0.003905	4.60	239.05	104.78	0.53
Reach-1	40042	5_year_Existing	3400.00	6213.50	6219.06		6219.94	0.004814	7.57	459.28	121.55	0.65
Reach-1	40042	10_year_Existing	5300.00	6213.50	6220.17		6221.48	0.005230	9.24	599.96	134.90	0.71
Reach-1	40042	25_year_Existing	9900.00	6213.50	6222.19	6221.35	6224.42	0.005904	12.19	902.53	157.71	0.80
Reach-1	40042	50_year_Existing	12000.00	6213.50	6222.95	6222.23	6225.57	0.006121	13.26	1023.76	161.84	0.82
Reach-1	40042	100_year_Existin	15000.00	6213.50	6223.89	6223.31	6227.07	0.006477	14.68	1178.04	166.95	0.86
Reach-1	40042	500_year_Existin	22000.00	6213.50	6225.72	6225.54	6230.18	0.007213	17.53	1492.07	175.49	0.94
Reach-1	39613	2_year_Existing	1100.00	6211.50	6213.61	6213.61	6214.39	0.015927	7.07	155.63	102.42	1.01
Reach-1	39613	5_year_Existing	3400.00	6211.50	6215.29	6215.29	6216.75	0.012469	9.68	352.93	123.94	1.00
Reach-1	39613	10_year_Existing	5300.00	6211.50	6216.29	6216.29	6218.24	0.011303	11.21	478.93	128.05	1.00
Reach-1	39613	25_year_Existing	9900.00	6211.50	6218.33	6218.33	6221.18	0.009586	13.64	748.79	137.29	0.98
Reach-1	39613	50_year_Existing	12000.00	6211.50	6219.13	6219.13	6222.34	0.009135	14.48	860.85	141.62	0.98
Reach-1	39613	100_year_Existin	15000.00	6211.50	6220.22	6220.22	6223.85	0.008537	15.47	1018.21	147.55	0.97
Reach-1	39613	500_year_Existin	22000.00	6211.50	6222.43	6222.43	6226.96	0.007767	17.40	1358.45	161.51	0.97
Reach-1	39153	2_year_Existing	1100.00	6207.50	6209.81	6209.31	6210.67	0.004027	4.11	268.53	185.85	0.59
Reach-1	39153	5_year_Existing	3400.00	6207.50	6210.81	6210.56	6211.68	0.006961	7.54	467.19	207.06	0.84
Reach-1	39153	10_year_Existing	5300.00	6207.50	6211.86	6211.32	6212.88	0.005081	8.16	691.75	219.56	0.77
Reach-1	39153	25_year_Existing	9900.00	6207.50	6214.81	6212.82	6215.78	0.002209	8.07	1383.69	244.14	0.56
Reach-1	39153	50_year_Existing	12000.00	6207.50	6216.08	6213.42	6217.05	0.001753	8.10	1698.35	251.19	0.51
Reach-1	39153	100_year_Existin	15000.00	6207.50	6217.80	6214.22	6218.78	0.001378	8.21	2135.61	259.39	0.47
Reach-1	39153	500_year_Existin	22000.00	6207.50	6223.10	6215.81	6223.91	0.000637	7.51	3577.29	284.71	0.34
Reach-1	38772	2_year_Existing	1100.00	6205.50	6206.90	6206.90	6207.51	0.012757	6.27	175.54	147.55	1.01
Reach-1	38772	5_year_Existing	3400.00	6205.50	6209.21		6209.85	0.003286	6.45	534.29	162.27	0.61
Reach-1	38772	10_year_Existing	5300.00	6205.50	6210.91		6211.80	0.002072	6.70	818.01	171.29	0.52
Reach-1	38772	25_year_Existing	9900.00	6205.50	6214.25		6215.11	0.001328	7.48	1418.84	188.14	0.45
Reach-1	38772	50_year_Existing	12000.00	6205.50	6215.57		6216.49	0.001195	7.82	1670.40	194.76	0.44
Reach-1	38772	100_year_Existin	15000.00	6205.50	6217.28		6218.31	0.001077	8.26	2012.09	203.41	0.43
Reach-1	38772	500_year_Existin	22000.00	6205.50	6222.69		6223.65	0.000615	8.07	3187.90	236.08	0.35
Reach-1	38635	2_year_Existing	1100.00	6202.99	6206.22	6205.27	6206.57	0.002712	4.74	232.27	94.77	0.53
Reach-1	38635	5_year_Existing	3400.00	6202.99	6208.50	6207.25	6209.36	0.002931	7.50	477.91	116.76	0.61

HEC-RAS Plan: LMC Existing River: Monument Creek Reach: Reach-1 (Continued)

Reach	River Sta	Profile	Q Total	Min Ch El	W.S. Elev	Crit W.S.	E.G. Elev	E.G. Slope	Vel Chnl	Flow Area	Top Width	Froude # Chl
			(cfs)	(ft)	(ft)	(ft)	(ft)	(ft/ft)	(ft/s)	(sq ft)	(ft)	
Reach-1	50389	10_year_Existing	920.00	6285.50	6288.42	6288.42	6289.09	0.006675	6.79	207.89	253.86	0.81
Reach-1	50389	25_year_Existing	4300.00	6285.50	6290.63	6290.63	6291.99	0.007380	11.29	823.24	303.63	0.95
Reach-1	50389	50_year_Existing	6400.00	6285.50	6291.62	6291.48	6293.20	0.007012	12.60	1132.13	319.94	0.96
Reach-1	50389	100_year_Existin	9300.00	6285.50	6293.29		6294.76	0.004918	12.65	1691.39	347.52	0.84
Reach-1	50389	500_year_Existin	18000.00	6285.50	6296.79		6298.44	0.003836	14.23	3036.05	409.71	0.77
Reach-1	49923	2_year_Existing	100.00	6281.50	6282.66	6282.23	6282.73	0.002414	2.25	45.19	54.24	0.42
Reach-1	49923	5_year_Existing	360.00	6281.50	6283.74	6282.94	6283.93	0.002091	3.55	112.32	69.11	0.45
Reach-1	49923	10_year_Existing	920.00	6281.50	6285.28	6283.95	6285.56	0.001615	4.58	314.52	184.15	0.43
Reach-1	49923	25_year_Existing	4300.00	6281.50	6289.81	6287.12	6290.22	0.001078	6.51	1458.92	289.15	0.41
Reach-1	49923	50_year_Existing	6400.00	6281.50	6291.20		6291.75	0.001228	7.73	1887.80	319.83	0.44
Reach-1	49923	100_year_Existin	9300.00	6281.50	6292.69		6293.43	0.001407	9.13	2373.12	330.32	0.49
Reach-1	49923	500_year_Existin	18000.00	6281.50	6295.95		6297.18	0.001777	12.22	3601.75	411.74	0.57
Reach-1	49443	2_year_Existing	100.00	6279.50	6280.39	6280.28	6280.67	0.009429	4.22	23.67	28.23	0.81
Reach-1	49443	5_year_Existing	360.00	6279.50	6281.47	6281.27	6282.19	0.008359	6.40	56.27	32.37	0.86
Reach-1	49443	10_year_Existing	920.00	6279.50	6282.75	6282.75	6283.97	0.008405	8.99	116.66	59.56	0.93
Reach-1	49443	25_year_Existing	4300.00	6279.50	6287.18	6287.18	6289.11	0.004891	12.73	620.03	230.41	0.83
Reach-1	49443	50_year_Existing	6400.00	6279.50	6288.68	6288.68	6290.61	0.004354	13.59	1038.35	301.43	0.81
Reach-1	49443	100_year_Existin	9300.00	6279.50	6289.90	6289.90	6292.15	0.004718	15.42	1411.69	310.34	0.86
Reach-1	49443	500_year_Existin	18000.00	6279.50	6292.50	6292.50	6295.59	0.005543	19.49	2239.97	324.40	0.97
Reach-1	49034	2_year_Existing	100.00	6277.50	6278.68	6278.22	6278.77	0.002618	2.52	39.71	39.85	0.44
Reach-1	49034	5_year_Existing	360.00	6277.50	6279.77	6279.05	6280.03	0.003100	4.08	88.29	48.58	0.53
Reach-1	49034	10_year_Existing	920.00	6277.50	6280.95	6280.21	6281.54	0.003786	6.18	164.31	89.29	0.64
Reach-1	49034	25_year_Existing	4300.00	6277.50	6283.93	6284.03	6285.80	0.005592	12.00	627.74	222.06	0.87
Reach-1	49034	50_year_Existing	6400.00	6277.50	6285.14	6285.23	6287.30	0.005501	13.48	915.10	249.06	0.89
Reach-1	49034	100_year_Existin	9300.00	6277.50	6286.51	6286.51	6288.97	0.005376	14.98	1267.47	264.15	0.91
Reach-1	49034	500_year_Existin	18000.00	6277.50	6288.77	6289.40	6292.90	0.007269	20.40	1890.06	296.86	1.10
Reach-1	48700	2_year_Existing	100.00	6275.50	6276.19	6276.19	6276.48	0.045413	4.33	23.08	40.55	1.01
Reach-1	48700	5_year_Existing	360.00	6275.50	6276.96	6276.96	6277.55	0.034792	6.17	59.18	57.24	1.00
Reach-1	48700	10_year_Existing	920.00	6275.50	6278.00	6278.00	6278.90	0.024602	7.83	134.86	82.76	0.93
Reach-1	48700	25_year_Existing	4300.00	6275.50	6282.19		6283.24	0.008777	9.52	711.07	207.01	0.66
Reach-1	48700	50_year_Existing	6400.00	6275.50	6283.75		6284.84	0.007542	10.20	1055.66	236.88	0.64
Reach-1	48700	100_year_Existin	9300.00	6275.50	6285.33		6286.54	0.007101	11.17	1466.50	281.76	0.64
Reach-1	48700	500_year_Existin	18000.00	6275.50	6288.21	6286.48	6289.97	0.008062	14.19	2335.23	313.17	0.71
Reach-1	48219	2_year_Existing	100.00	6271.50	6273.23	6272.16	6273.26	0.000437	1.33	74.94	50.77	0.19
Reach-1	48219	5_year_Existing	360.00	6271.50	6275.29	6272.89	6275.35	0.000306	1.88	197.93	75.46	0.18
Reach-1	48219	10_year_Existing	920.00	6271.50	6276.56	6273.94	6276.73	0.000642	3.40	312.04	104.41	0.28
Reach-1	48219	25_year_Existing	4300.00	6271.50	6278.00	6277.62	6279.96	0.005178	11.59	474.11	135.50	0.84
Reach-1	48219	50_year_Existing	6400.00	6271.50	6279.29		6281.71	0.005242	13.29	762.19	237.14	0.87
Reach-1	48219	100_year_Existin	9300.00	6271.50	6280.74		6283.52	0.005087	14.79	1129.67	267.46	0.88
Reach-1	48219	500_year_Existin	18000.00	6271.50	6285.33		6287.68	0.002999	15.05	2507.30	322.95	0.73
Reach-1	47725	2_year_Existing	570.00	6269.50	6272.28		6272.50	0.002031	3.82	149.33	65.94	0.45
Reach-1	47725	5_year_Existing	1600.00	6269.50	6274.22		6274.70	0.002034	5.58	300.67	106.93	0.49
Reach-1	47725	10_year_Existing	2500.00	6269.50	6275.30		6275.98	0.002121	6.69	445.83	159.24	0.52
Reach-1	47725	25_year_Existing	4600.00	6269.50	6276.88		6277.97	0.002563	8.80	735.49	197.62	0.60
Reach-1	47725	50_year_Existing	6800.00	6269.50	6278.00		6279.52	0.003038	10.62	962.72	208.14	0.67
Reach-1	47725	100_year_Existin	9700.00	6269.50	6279.11		6281.21	0.003639	12.71	1198.79	215.59	0.75
Reach-1	47725	500_year_Existin	19000.00	6269.50	6281.55	6281.55	6285.56	0.005377	18.15	1742.33	229.93	0.95
Reach-1	47276	2_year_Existing	570.00	6267.50	6269.73	6269.73	6270.66	0.010861	7.71	74.42	44.47	1.00
Reach-1	47276	5_year_Existing	1600.00	6267.50	6271.55	6271.55	6273.02	0.007498	10.10	204.70	81.50	0.93
Reach-1	47276	10_year_Existing	2500.00	6267.50	6272.82	6272.82	6274.40	0.005868	10.88	358.16	160.79	0.86
Reach-1	47276	25_year_Existing	4600.00	6267.50	6274.69	6274.69	6276.38	0.004802	12.20	778.54	284.95	0.82
Reach-1	47276	50_year_Existing	6800.00	6267.50	6275.83	6275.83	6277.76	0.004952	13.74	1117.14	304.97	0.86
Reach-1	47276	100_year_Existin	9700.00	6267.50	6276.96	6276.96	6279.24	0.005323	15.57	1472.69	324.66	0.91
Reach-1	47276	500_year_Existin	19000.00	6267.50	6279.63	6279.71	6282.75	0.006021	19.68	2399.78	367.95	1.01
Reach-1	46884	2_year_Existing	570.00	6264.93	6266.99	6266.55	6267.27	0.003762	4.41	141.25	98.13	0.59
Reach-1	46884	5_year_Existing	1600.00	6264.93	6268.78	6267.65	6269.20	0.002294	5.50	348.53	149.25	0.52
Reach-1	46884	10_year_Existing	2500.00	6264.93	6269.96	6268.42	6270.47	0.001925	6.11	532.68	170.86	0.50
Reach-1	46884	25_year_Existing	4600.00	6264.93	6272.03	6269.84	6272.71	0.001646	7.20	906.45	188.22	0.49
Reach-1	46884	50_year_Existing	6800.00	6264.93	6273.53	6271.00	6274.41	0.001696	8.35	1196.65	199.55	0.51
Reach-1	46884	100_year_Existin	9700.00	6264.93	6275.04	6272.26	6276.21	0.001843	9.73	1508.86	216.14	0.55
Reach-1	46884	500_year_Existin	19000.00	6264.93	6279.13	6275.49	6280.92	0.001908	12.49	2475.24	252.20	0.59
Reach-1	46408	2_year_Existing	570.00	6261.50	6264.10	6263.79	6264.84	0.006982	6.90	83.69	49.51	0.82
Reach-1	46408	5_year_Existing	1600.00	6261.50	6265.89	6265.80	6267.36	0.006888	10.03	206.69	87.47	0.88
Reach-1	46408	10_year_Existing	2500.00	6261.50	6267.04	6267.04	6268.83	0.006199	11.42	321.93	112.42	0.89
Reach-1	46408	25_year_Existing	4600.00	6261.50	6269.07	6269.07	6271.25	0.005431	13.33	607.86	184.22	0.88
Reach-1	46408	50_year_Existing	6800.00	6261.50	6270.65	6270.65	6272.99	0.004926	14.50	944.58	230.00	0.86
Reach-1	46408	100_year_Existin	9700.00	6261.50	6272.23	6272.23	6274.75	0.004677	15.78	1357.14	374.75	0.86
Reach-1	46408	500_year_Existin	19000.00	6261.50	6278.69		6279.90	0.001651	12.95	3918.43	413.67	0.56
Reach-1	45913	2_year_Existing	570.00	6259.50	6262.16	6261.38	6262.48	0.003157	4.54	125.74	61.46	0.55
Reach-1	45913	5_year_Existing	1600.00	6259.50	6263.45		6264.38	0.004915	7.75	223.18	89.19	0.74
Reach-1	45913	10_year_Existing	2500.00	6259.50	6264.35	6263.93	6265.65	0.005212	9.34	319.16	127.93	0.80

HEC-RAS Plan: LMC Existing River: Monument Creek Reach: Reach-1 (Continued)

Reach	River Sta	Profile	Q Total	Min Ch El	W.S. Elev	Crit W.S.	E.G. Elev	E.G. Slope	Vel Chnl	Flow Area	Top Width	Froude # Chl
			(cfs)	(ft)	(ft)	(ft)	(ft)	(ft/ft)	(ft/s)	(sq ft)	(ft)	
Reach-1	45913	25_year_Existing	4600.00	6259.50	6267.41	6265.74	6268.34	0.002101	6.51	968.44	363.86	0.55
Reach-1	45913	50_year_Existing	6800.00	6259.50	6270.06	6267.50	6270.65	0.001070	7.46	1978.48	393.15	0.42
Reach-1	45913	100_year_Existin	9700.00	6259.50	6272.72	6268.71	6273.20	0.000730	7.22	3057.08	422.76	0.38
Reach-1	45913	500_year_Existin	19000.00	6259.50	6278.92		6279.28	0.000414	7.09	7006.00	672.85	0.29
Reach-1	45465	2_year_Existing	570.00	6257.50	6259.28	6259.28	6260.01	0.011320	6.88	82.85	54.94	0.99
Reach-1	45465	5_year_Existing	1600.00	6257.50	6261.73	6260.77	6262.48	0.003482	6.96	237.72	82.97	0.63
Reach-1	45465	10_year_Existing	2500.00	6257.50	6263.46	6261.81	6264.10	0.001985	6.74	549.27	246.25	0.51
Reach-1	45465	25_year_Existing	4600.00	6257.50	6267.43	6263.97	6267.71	0.000561	5.17	1702.45	305.66	0.30
Reach-1	45465	50_year_Existing	6800.00	6257.50	6270.00	6265.04	6270.26	0.000426	5.29	2548.88	381.51	0.27
Reach-1	45465	100_year_Existin	9700.00	6257.50	6272.64	6266.12	6272.91	0.000366	5.60	3506.46	612.81	0.26
Reach-1	45465	500_year_Existin	19000.00	6257.50	6278.76	6268.72	6279.12	0.000329	6.70	5749.58	665.71	0.26
Reach-1	45304	2_year_Existing	570.00	6254.08	6259.15	6256.13	6259.20	0.000226	1.81	314.94	80.05	0.16
Reach-1	45304	5_year_Existing	1600.00	6254.08	6261.94	6257.48	6262.06	0.000282	2.85	660.42	182.21	0.19
Reach-1	45304	10_year_Existing	2500.00	6254.08	6263.60	6258.33	6263.76	0.000296	3.39	941.60	176.08	0.21
Reach-1	45304	25_year_Existing	4600.00	6254.08	6267.41	6259.96	6267.61	0.000235	3.88	1674.33	210.56	0.20
Reach-1	45304	50_year_Existing	6800.00	6254.08	6269.95	6261.65	6270.21	0.000245	4.50	2225.48	244.99	0.21
Reach-1	45304	100_year_Existin	9700.00	6254.08	6272.51	6263.14	6272.85	0.000267	5.23	2792.98	266.16	0.22
Reach-1	45304	500_year_Existin	19000.00	6254.08	6278.43	6266.60	6279.00	0.000329	7.07	4179.86	344.22	0.26
Reach-1	45221		Bridge									
Reach-1	45089	2_year_Existing	570.00	6252.33	6257.31	6254.38	6257.36	0.000433	1.85	307.56	79.92	0.17
Reach-1	45089	5_year_Existing	1600.00	6252.33	6260.05	6255.73	6260.19	0.000554	2.95	638.87	181.12	0.20
Reach-1	45089	10_year_Existing	2500.00	6252.33	6261.68	6256.58	6261.87	0.000602	3.57	912.23	174.66	0.22
Reach-1	45089	25_year_Existing	4600.00	6252.33	6265.47	6258.20	6265.71	0.000502	4.21	1633.46	207.92	0.21
Reach-1	45089	50_year_Existing	6800.00	6252.33	6267.95	6259.72	6268.28	0.000542	4.96	2170.90	241.59	0.23
Reach-1	45089	100_year_Existin	9700.00	6252.33	6270.45	6261.34	6270.89	0.000610	5.86	2721.32	262.18	0.25
Reach-1	45089	500_year_Existin	19000.00	6252.33	6276.19	6265.10	6277.00	0.000792	8.11	4068.71	337.25	0.30
Reach-1	45072	2_year_Existing	570.00	6251.14	6257.14	6254.41	6257.31	0.000855	3.40	204.33	75.98	0.28
Reach-1	45072	5_year_Existing	1600.00	6251.14	6259.72	6256.66	6260.10	0.001183	5.37	449.25	144.46	0.35
Reach-1	45072	10_year_Existing	2500.00	6251.14	6261.36	6258.26	6261.78	0.001146	6.05	750.63	175.85	0.38
Reach-1	45072	25_year_Existing	4600.00	6251.14	6265.29	6260.57	6265.68	0.000732	6.17	1467.44	188.38	0.30
Reach-1	45072	50_year_Existing	6800.00	6251.14	6267.80	6261.96	6268.24	0.000736	6.97	1948.80	196.34	0.31
Reach-1	45072	100_year_Existin	9700.00	6251.14	6270.30	6263.42	6270.85	0.000788	7.97	2451.09	204.31	0.33
Reach-1	45072	500_year_Existin	19000.00	6251.14	6276.08	6266.86	6276.96	0.000950	10.55	3694.15	227.52	0.38
Reach-1	45033		Bridge									
Reach-1	44979	2_year_Existing	570.00	6252.01	6256.43	6255.26	6256.87	0.007403	5.33	111.47	41.32	0.53
Reach-1	44979	5_year_Existing	1600.00	6252.01	6258.84	6257.48	6259.76	0.007660	7.95	247.31	93.61	0.60
Reach-1	44979	10_year_Existing	2500.00	6252.01	6260.24	6259.17	6261.33	0.007327	9.04	406.88	116.51	0.61
Reach-1	44979	25_year_Existing	4600.00	6252.01	6262.69	6261.35	6263.87	0.006217	10.19	782.25	165.29	0.59
Reach-1	44979	50_year_Existing	6800.00	6252.01	6264.59	6262.86	6265.86	0.005750	11.09	1105.65	174.72	0.58
Reach-1	44979	100_year_Existin	9700.00	6252.01	6266.95	6264.29	6268.24	0.004939	11.67	1530.88	185.81	0.56
Reach-1	44979	500_year_Existin	19000.00	6252.01	6272.75	6267.71	6274.25	0.004018	13.34	2887.56	212.28	0.53
Reach-1	44745	2_year_Existing	570.00	6251.50	6255.11		6255.48	0.004651	4.85	117.60	43.38	0.51
Reach-1	44745	5_year_Existing	1600.00	6251.50	6257.94		6258.50	0.003100	6.18	325.47	108.15	0.47
Reach-1	44745	10_year_Existing	2500.00	6251.50	6259.40		6260.09	0.002984	7.09	495.55	123.47	0.48
Reach-1	44745	25_year_Existing	4600.00	6251.50	6261.80		6262.78	0.003037	8.78	812.58	137.92	0.51
Reach-1	44745	50_year_Existing	6800.00	6251.50	6263.52		6264.83	0.003378	10.38	1056.30	145.36	0.55
Reach-1	44745	100_year_Existin	9700.00	6251.50	6265.45		6267.14	0.003634	12.00	1345.17	153.72	0.59
Reach-1	44745	500_year_Existin	19000.00	6251.50	6270.34		6272.97	0.003984	15.57	2148.53	175.09	0.65
Reach-1	44634	2_year_Existing	570.00	6249.16	6255.10	6252.05	6255.22	0.000554	2.88	269.01	124.82	0.23
Reach-1	44634	5_year_Existing	1600.00	6249.16	6258.02	6254.32	6258.18	0.000527	3.80	705.51	179.12	0.24
Reach-1	44634	10_year_Existing	2500.00	6249.16	6259.52	6255.71	6259.72	0.000571	4.43	987.63	191.31	0.25
Reach-1	44634	25_year_Existing	4600.00	6249.16	6262.01	6257.27	6262.30	0.000663	5.58	1476.35	201.43	0.28
Reach-1	44634	50_year_Existing	6800.00	6249.16	6263.83	6258.59	6264.21	0.000775	6.63	1848.73	208.81	0.31
Reach-1	44634	100_year_Existin	9700.00	6249.16	6265.87	6259.85	6266.37	0.000867	7.69	2284.13	217.12	0.34
Reach-1	44634	500_year_Existin	19000.00	6249.16	6271.07	6262.93	6271.85	0.001008	10.02	3466.24	238.05	0.39
Reach-1	44575		Bridge									
Reach-1	44506	2_year_Existing	570.00	6250.58	6253.46	6253.46	6254.52	0.014339	8.28	68.82	32.06	1.00
Reach-1	44506	5_year_Existing	1600.00	6250.58	6255.71	6255.71	6257.39	0.009501	10.60	191.95	82.42	0.91
Reach-1	44506	10_year_Existing	2500.00	6250.58	6257.20	6257.20	6258.93	0.007166	11.24	361.10	139.58	0.83
Reach-1	44506	25_year_Existing	4600.00	6250.58	6259.17	6259.17	6261.37	0.006911	13.45	658.51	171.97	0.85
Reach-1	44506	50_year_Existing	6800.00	6250.58	6260.73	6260.73	6263.18	0.006641	14.90	949.65	196.07	0.86
Reach-1	44506	100_year_Existin	9700.00	6250.58	6262.24	6262.24	6265.07	0.006799	16.67	1255.98	210.51	0.89
Reach-1	44506	500_year_Existin	19000.00	6250.58	6267.92	6265.65	6270.29	0.003877	16.69	2533.62	236.81	0.73
Reach-1	44300	2_year_Existing	570.00	6249.51	6252.48	6251.37	6252.73	0.003012	4.19	136.04	55.53	0.47
Reach-1	44300	5_year_Existing	1600.00	6249.51	6254.49	6253.00	6255.08	0.003209	6.16	273.74	99.49	0.53
Reach-1	44300	10_year_Existing	2500.00	6249.51	6255.64	6254.05	6256.43	0.003231	7.26	419.51	153.05	0.55
Reach-1	44300	25_year_Existing	4600.00	6249.51	6257.92	6256.24	6258.81	0.002583	8.23	813.60	180.67	0.53
Reach-1	44300	50_year_Existing	6800.00	6249.51	6259.93	6257.54	6260.88	0.002151	8.79	1187.90	191.00	0.50
Reach-1	44300	100_year_Existin	9700.00	6249.51	6262.23	6258.84	6263.24	0.001845	9.38	1639.82	202.77	0.48

HEC-RAS Plan: LMC Existing River: Monument Creek Reach: Reach-1

Reach	River Sta	Profile	Q Total	Min Ch El	W.S. Elev	Crit W.S.	E.G. Elev	E.G. Slope	Vel Chnl	Flow Area	Top Width	Froude # Chl
			(cfs)	(ft)	(ft)	(ft)	(ft)	(ft/ft)	(ft/s)	(sq ft)	(ft)	
Reach-1	58596	2_year_Existing	94.00	6337.50	6338.21	6338.21	6338.53	0.016038	4.54	20.69	33.42	1.02
Reach-1	58596	5_year_Existing	350.00	6337.50	6339.09	6339.09	6339.74	0.012488	6.49	53.94	42.17	1.01
Reach-1	58596	10_year_Existing	910.00	6337.50	6340.24	6340.24	6341.35	0.010025	8.49	110.19	57.06	0.99
Reach-1	58596	25_year_Existing	4200.00	6337.50	6343.79	6344.12	6346.74	0.008004	14.24	387.51	98.57	1.04
Reach-1	58596	50_year_Existing	6300.00	6337.50	6345.26	6345.86	6349.12	0.008008	16.54	544.87	116.72	1.08
Reach-1	58596	100_year_Existin	9000.00	6337.50	6346.81	6347.69	6351.65	0.008012	18.83	740.22	133.47	1.12
Reach-1	58596	500_year_Existin	17000.00	6337.50	6350.38	6352.15	6357.48	0.008003	23.59	1277.94	166.82	1.18
Reach-1	58096	2_year_Existing	94.00	6333.50	6334.67	6334.23	6334.79	0.003058	2.75	34.18	33.65	0.48
Reach-1	58096	5_year_Existing	350.00	6333.50	6335.79	6335.17	6336.11	0.003926	4.55	77.00	42.83	0.60
Reach-1	58096	10_year_Existing	910.00	6333.50	6337.06	6336.45	6337.73	0.004893	6.62	139.84	60.94	0.71
Reach-1	58096	25_year_Existing	4200.00	6333.50	6339.94	6340.28	6342.69	0.007994	13.76	407.96	115.20	1.03
Reach-1	58096	50_year_Existing	6300.00	6333.50	6341.12	6342.10	6344.90	0.008828	16.43	559.71	145.68	1.12
Reach-1	58096	100_year_Existin	9000.00	6333.50	6342.30	6343.98	6347.25	0.009670	19.16	781.88	301.52	1.20
Reach-1	58096	500_year_Existin	17000.00	6333.50	6344.20	6346.86	6352.30	0.013310	25.94	1393.84	398.57	1.46
Reach-1	57675	2_year_Existing	94.00	6331.33	6331.98	6331.98	6332.26	0.016442	4.24	22.18	40.60	1.01
Reach-1	57675	5_year_Existing	350.00	6331.33	6332.78	6332.76	6333.36	0.012627	6.23	56.21	47.22	1.01
Reach-1	57675	10_year_Existing	910.00	6331.33	6333.87	6333.87	6334.86	0.009974	7.98	115.11	61.44	0.98
Reach-1	57675	25_year_Existing	4200.00	6331.33	6336.76	6337.25	6339.09	0.008489	13.14	504.88	211.49	1.04
Reach-1	57675	50_year_Existing	6300.00	6331.33	6337.81	6338.40	6340.79	0.009946	15.81	690.29	224.70	1.16
Reach-1	57675	100_year_Existin	9000.00	6331.33	6338.50	6339.64	6342.62	0.011215	18.47	895.82	237.14	1.26
Reach-1	57675	500_year_Existin	17000.00	6331.33	6340.98	6342.56	6346.43	0.010981	22.54	1549.36	306.64	1.31
Reach-1	57245	2_year_Existing	94.00	6327.50	6328.83	6328.15	6328.87	0.000995	1.55	60.59	61.11	0.27
Reach-1	57245	5_year_Existing	350.00	6327.50	6329.94	6328.84	6330.04	0.001266	2.53	138.25	80.04	0.34
Reach-1	57245	10_year_Existing	910.00	6327.50	6331.24	6329.77	6331.42	0.001192	3.52	324.26	154.63	0.36
Reach-1	57245	25_year_Existing	4200.00	6327.50	6334.31	6332.40	6335.04	0.002003	7.33	822.35	169.78	0.53
Reach-1	57245	50_year_Existing	6300.00	6327.50	6335.52	6333.54	6336.60	0.002349	8.97	1031.95	175.00	0.59
Reach-1	57245	100_year_Existin	9000.00	6327.50	6336.79	6334.77	6338.31	0.002715	10.74	1256.62	180.43	0.65
Reach-1	57245	500_year_Existin	17000.00	6327.50	6339.47	6337.78	6342.36	0.003678	15.00	1755.60	194.57	0.79
Reach-1	57099	2_year_Existing	94.00	6327.50	6328.19	6328.19	6328.48	0.015799	4.31	21.83	37.85	1.00
Reach-1	57099	5_year_Existing	350.00	6327.50	6329.04	6328.99	6329.58	0.011295	5.90	59.37	49.80	0.95
Reach-1	57099	10_year_Existing	910.00	6327.50	6330.20	6330.20	6331.00	0.008075	7.20	151.26	191.29	0.88
Reach-1	57099	25_year_Existing	4200.00	6327.50	6332.77	6332.76	6334.44	0.007267	11.69	683.75	214.56	0.96
Reach-1	57099	50_year_Existing	6300.00	6327.50	6333.91	6333.85	6335.95	0.007002	13.28	919.37	232.37	0.97
Reach-1	57099	100_year_Existin	9000.00	6327.50	6335.04	6335.04	6337.60	0.007194	15.17	1184.63	237.57	1.02
Reach-1	57099	500_year_Existin	17000.00	6327.50	6337.78	6337.78	6341.55	0.007241	19.02	1851.27	246.90	1.08
Reach-1	56596	2_year_Existing	94.00	6323.50	6324.59	6324.22	6324.71	0.003604	2.78	33.84	37.23	0.51
Reach-1	56596	5_year_Existing	350.00	6323.50	6325.54	6325.10	6325.88	0.005032	4.73	74.14	51.34	0.66
Reach-1	56596	10_year_Existing	910.00	6323.50	6326.41	6326.34	6327.14	0.006474	7.19	162.53	124.24	0.81
Reach-1	56596	25_year_Existing	4200.00	6323.50	6328.99	6328.99	6330.75	0.007380	12.41	533.50	160.22	0.98
Reach-1	56596	50_year_Existing	6300.00	6323.50	6330.12	6330.12	6332.32	0.007394	14.23	722.91	174.33	1.01
Reach-1	56596	100_year_Existin	9000.00	6323.50	6331.58	6331.39	6334.03	0.006551	15.42	990.89	194.93	0.98
Reach-1	56596	500_year_Existin	17000.00	6323.50	6335.75	6334.30	6338.32	0.004219	16.56	1684.62	230.99	0.85
Reach-1	56106	2_year_Existing	100.00	6321.50	6322.25	6322.08	6322.36	0.006558	2.65	37.76	70.22	0.64
Reach-1	56106	5_year_Existing	360.00	6321.50	6322.91	6322.67	6323.15	0.006069	3.94	91.40	88.36	0.68
Reach-1	56106	10_year_Existing	920.00	6321.50	6323.82	6323.41	6324.23	0.005130	5.18	177.57	100.49	0.69
Reach-1	56106	25_year_Existing	4300.00	6321.50	6327.14	6325.89	6328.09	0.002993	7.99	609.35	256.62	0.62
Reach-1	56106	50_year_Existing	6400.00	6321.50	6328.56	6326.99	6329.80	0.002851	9.18	801.75	266.03	0.63
Reach-1	56106	100_year_Existin	9300.00	6321.50	6330.12	6328.23	6331.77	0.002870	10.64	1018.75	275.66	0.66
Reach-1	56106	500_year_Existin	18000.00	6321.50	6332.21	6331.52	6335.98	0.004678	16.17	1316.44	287.38	0.89
Reach-1	55914	2_year_Existing	100.00	6319.50	6320.19	6320.19	6320.47	0.016011	4.24	23.58	42.31	1.00
Reach-1	55914	5_year_Existing	360.00	6319.50	6320.95	6320.95	6321.49	0.012788	5.93	60.68	55.49	1.00
Reach-1	55914	10_year_Existing	920.00	6319.50	6321.92	6321.92	6322.79	0.011203	7.48	123.06	72.17	1.01
Reach-1	55914	25_year_Existing	4300.00	6319.50	6325.14	6325.14	6327.16	0.006609	11.62	444.38	143.75	0.92
Reach-1	55914	50_year_Existing	6400.00	6319.50	6326.47	6326.47	6328.91	0.006058	13.04	647.57	163.73	0.92
Reach-1	55914	100_year_Existin	9300.00	6319.50	6327.98	6327.98	6330.89	0.005658	14.56	913.52	188.22	0.92
Reach-1	55914	500_year_Existin	18000.00	6319.50	6331.64	6331.64	6334.96	0.004400	16.61	2007.83	362.26	0.87
Reach-1	55584	2_year_Existing	100.00	6315.50	6316.71	6316.26	6316.82	0.002947	2.70	37.00	38.34	0.47
Reach-1	55584	5_year_Existing	360.00	6315.50	6317.91	6317.16	6318.17	0.003147	4.12	87.48	47.78	0.54
Reach-1	55584	10_year_Existing	920.00	6315.50	6319.31	6318.37	6319.81	0.002980	5.74	177.65	75.61	0.57
Reach-1	55584	25_year_Existing	4300.00	6315.50	6322.50	6322.24	6324.34	0.004874	11.70	556.76	154.19	0.82
Reach-1	55584	50_year_Existing	6400.00	6315.50	6323.78	6323.62	6326.14	0.005178	13.63	780.62	164.52	0.87
Reach-1	55584	100_year_Existin	9300.00	6315.50	6325.23	6325.17	6328.20	0.005439	15.69	1010.71	182.78	0.92
Reach-1	55584	500_year_Existin	18000.00	6315.50	6329.05	6329.04	6332.84	0.004872	18.76	1898.80	351.22	0.92
Reach-1	55096	2_year_Existing	100.00	6313.50	6314.41		6314.62	0.007775	3.67	27.25	35.10	0.73
Reach-1	55096	5_year_Existing	360.00	6313.50	6315.33		6315.81	0.008129	5.56	64.71	46.07	0.83
Reach-1	55096	10_year_Existing	920.00	6313.50	6316.27	6316.27	6317.36	0.009576	8.39	113.56	65.24	0.97
Reach-1	55096	25_year_Existing	4300.00	6313.50	6319.75	6319.75	6321.68	0.006090	12.34	538.59	151.18	0.90
Reach-1	55096	50_year_Existing	6400.00	6313.50	6320.97	6320.97	6323.38	0.006207	14.15	726.73	156.84	0.94
Reach-1	55096	100_year_Existin	9300.00	6313.50	6322.41	6322.41	6325.36	0.006226	16.06	956.96	163.18	0.97
Reach-1	55096	500_year_Existin	18000.00	6313.50	6325.75	6325.75	6330.08	0.006325	20.21	1529.72	180.38	1.04
Reach-1	54607	2_year_Existing	100.00	6309.67	6310.55	6310.40	6310.75	0.006048	3.58	27.94	38.49	0.74

HEC-RAS Plan: LMC Existing River: Monument Creek Reach: Reach-1 (Continued)

Reach	River Sta	Profile	Q Total	Min Ch El	W.S. Elev	Crit W.S.	E.G. Elev	E.G. Slope	Vel Chnl	Flow Area	Top Width	Froude # Chl
			(cfs)	(ft)	(ft)	(ft)	(ft)	(ft/ft)	(ft/s)	(sq ft)	(ft)	
Reach-1	54607	5_year_Existing	360.00	6309.67	6311.45		6311.87	0.007922	5.23	68.87	53.02	0.81
Reach-1	54607	10_year_Existing	920.00	6309.67	6312.56	6312.27	6313.27	0.006948	6.78	136.27	66.37	0.82
Reach-1	54607	25_year_Existing	4300.00	6309.67	6315.95	6315.73	6317.95	0.005750	11.57	441.53	132.60	0.87
Reach-1	54607	50_year_Existing	6400.00	6309.67	6316.73	6317.31	6319.92	0.007792	14.73	555.03	156.51	1.04
Reach-1	54607	100_year_Existin	9300.00	6309.67	6318.18	6318.98	6321.97	0.007389	16.48	807.36	191.78	1.05
Reach-1	54607	500_year_Existin	18000.00	6309.67	6321.09	6322.27	6326.57	0.007685	20.82	1417.09	219.19	1.13
Reach-1	54134	2_year_Existing	100.00	6307.50	6308.54	6308.16	6308.62	0.002815	2.29	43.58	53.32	0.45
Reach-1	54134	5_year_Existing	360.00	6307.50	6309.49		6309.69	0.002885	3.58	101.07	67.03	0.50
Reach-1	54134	10_year_Existing	920.00	6307.50	6310.54		6310.99	0.003342	5.43	179.21	82.15	0.59
Reach-1	54134	25_year_Existing	4300.00	6307.50	6313.11	6313.09	6315.09	0.006328	11.79	488.69	160.34	0.91
Reach-1	54134	50_year_Existing	6400.00	6307.50	6314.24	6314.50	6316.81	0.006610	13.74	688.01	192.50	0.96
Reach-1	54134	100_year_Existin	9300.00	6307.50	6315.82	6315.99	6318.61	0.005714	14.82	1037.41	247.27	0.93
Reach-1	54134	500_year_Existin	18000.00	6307.50	6318.15	6319.16	6322.75	0.007353	19.97	1697.54	319.25	1.10
Reach-1	53859	2_year_Existing	100.00	6305.53	6306.81		6306.67	0.006422	2.01	49.72	63.95	0.40
Reach-1	53859	5_year_Existing	360.00	6305.53	6307.54		6307.68	0.006714	2.93	122.74	92.65	0.45
Reach-1	53859	10_year_Existing	920.00	6305.53	6308.59		6308.82	0.006128	3.91	257.86	168.92	0.47
Reach-1	53859	25_year_Existing	4300.00	6305.53	6311.51		6311.99	0.004980	6.21	1074.74	387.93	0.48
Reach-1	53859	50_year_Existing	6400.00	6305.53	6312.65	6311.11	6313.18	0.004617	6.84	1525.94	402.07	0.48
Reach-1	53859	100_year_Existin	9300.00	6305.53	6314.07	6311.97	6314.65	0.004079	7.37	2106.18	414.98	0.47
Reach-1	53659	500_year_Existin	18000.00	6305.53	6317.28	6313.87	6318.02	0.003623	8.77	3490.88	452.89	0.47
Reach-1	53226	2_year_Existing	100.00	6301.50	6302.27	6302.27	6302.60	0.014876	4.64	21.55	31.81	0.99
Reach-1	53226	5_year_Existing	360.00	6301.50	6303.20	6303.20	6303.84	0.011853	6.45	55.83	42.33	0.99
Reach-1	53226	10_year_Existing	920.00	6301.50	6304.35	6304.35	6305.39	0.010116	8.17	116.14	67.15	0.99
Reach-1	53226	25_year_Existing	4300.00	6301.50	6307.78	6307.78	6309.53	0.005846	11.79	733.45	246.39	0.88
Reach-1	53226	50_year_Existing	6400.00	6301.50	6309.11	6309.11	6310.95	0.005113	12.72	1169.50	485.31	0.86
Reach-1	53226	100_year_Existin	9300.00	6301.50	6310.28	6310.28	6312.47	0.005358	14.48	1573.22	503.03	0.90
Reach-1	53226	500_year_Existin	18000.00	6301.50	6313.86	6312.82	6316.20	0.004096	16.17	2825.68	582.59	0.84
Reach-1	52783	2_year_Existing	100.00	6297.50	6298.65	6298.23	6298.76	0.003187	2.75	36.40	37.09	0.49
Reach-1	52783	5_year_Existing	360.00	6297.50	6299.88	6299.11	6300.14	0.002972	4.07	88.40	47.14	0.52
Reach-1	52783	10_year_Existing	920.00	6297.50	6301.31	6300.31	6301.80	0.002775	5.67	186.37	85.97	0.55
Reach-1	52783	25_year_Existing	4300.00	6297.50	6306.12	6304.25	6306.86	0.001664	8.04	1055.59	286.57	0.50
Reach-1	52783	50_year_Existing	6400.00	6297.50	6307.88	6305.68	6308.65	0.001476	8.64	1599.92	329.34	0.49
Reach-1	52783	100_year_Existin	9300.00	6297.50	6309.81	6307.00	6310.83	0.001361	9.35	2256.62	352.93	0.48
Reach-1	52783	500_year_Existin	18000.00	6297.50	6313.86		6314.85	0.001303	11.15	4009.10	522.15	0.49
Reach-1	52483	2_year_Existing	100.00	6296.27	6297.26	6297.04	6297.46	0.006195	3.57	28.03	31.74	0.67
Reach-1	52483	5_year_Existing	360.00	6296.27	6298.21	6297.99	6298.75	0.007625	5.86	61.40	39.05	0.82
Reach-1	52483	10_year_Existing	920.00	6296.27	6299.41	6299.25	6300.40	0.008427	7.99	115.46	50.57	0.91
Reach-1	52483	25_year_Existing	4300.00	6296.27	6303.63	6303.63	6305.89	0.005347	12.50	468.55	156.83	0.86
Reach-1	52483	50_year_Existing	6400.00	6296.27	6305.25	6305.25	6307.75	0.004790	13.69	760.16	193.91	0.84
Reach-1	52483	100_year_Existin	9300.00	6296.27	6306.87	6306.87	6309.73	0.004674	15.25	1098.25	229.16	0.86
Reach-1	52483	500_year_Existin	18000.00	6296.27	6310.62	6310.28	6313.97	0.004173	17.88	2108.19	306.31	0.85
Reach-1	52071	2_year_Existing	100.00	6293.50	6294.30	6294.18	6294.49	0.008500	3.46	28.90	43.72	0.75
Reach-1	52071	5_year_Existing	360.00	6293.50	6295.16	6294.95	6295.56	0.007462	5.08	70.93	54.66	0.79
Reach-1	52071	10_year_Existing	920.00	6293.50	6296.12	6295.98	6296.90	0.008262	7.11	130.49	76.60	0.89
Reach-1	52071	25_year_Existing	4300.00	6293.50	6298.06	6299.21	6302.06	0.017595	16.31	265.61	114.11	1.45
Reach-1	52071	50_year_Existing	6400.00	6293.50	6299.24	6300.64	6304.23	0.015667	18.34	404.82	158.00	1.43
Reach-1	52071	100_year_Existin	9300.00	6293.50	6300.93	6302.38	6306.51	0.012231	19.60	570.86	250.19	1.32
Reach-1	52071	500_year_Existin	18000.00	6293.50	6306.61	6306.81	6311.84	0.005390	19.49	1246.61	396.14	0.97
Reach-1	51623	2_year_Existing	100.00	6291.50	6292.39		6292.45	0.002757	2.01	49.75	73.09	0.43
Reach-1	51623	5_year_Existing	360.00	6291.50	6293.10		6293.28	0.003525	3.37	106.92	86.97	0.54
Reach-1	51623	10_year_Existing	920.00	6291.50	6294.04		6294.38	0.003729	4.66	198.37	115.96	0.59
Reach-1	51623	25_year_Existing	4300.00	6291.50	6297.81	6295.91	6298.35	0.002150	7.12	743.53	205.64	0.54
Reach-1	51623	50_year_Existing	6400.00	6291.50	6299.34	6297.03	6300.16	0.001743	7.69	1154.15	271.21	0.50
Reach-1	51623	100_year_Existin	9300.00	6291.50	6301.33	6298.37	6302.22	0.001435	8.21	1722.58	290.37	0.48
Reach-1	51623	500_year_Existin	18000.00	6291.50	6305.89	6301.34	6306.99	0.001138	9.56	3115.81	329.36	0.45
Reach-1	51147	2_year_Existing	100.00	6289.50	6290.23	6290.11	6290.36	0.008021	2.93	34.16	63.67	0.70
Reach-1	51147	5_year_Existing	360.00	6289.50	6291.02	6290.70	6291.26	0.005110	4.01	90.04	75.31	0.64
Reach-1	51147	10_year_Existing	920.00	6289.50	6292.08	6291.49	6292.52	0.004046	5.37	174.23	82.80	0.63
Reach-1	51147	25_year_Existing	4300.00	6289.50	6294.79	6294.50	6296.65	0.005932	11.06	429.30	109.43	0.88
Reach-1	51147	50_year_Existing	6400.00	6289.50	6295.88	6295.88	6298.53	0.006601	13.32	555.60	123.37	0.98
Reach-1	51147	100_year_Existin	9300.00	6289.50	6297.50	6297.50	6300.75	0.006006	14.89	773.19	144.27	0.95
Reach-1	51147	500_year_Existin	18000.00	6289.50	6301.53	6301.53	6305.71	0.004723	17.51	1502.26	255.45	0.90
Reach-1	50773	2_year_Existing	100.00	6287.50	6288.65	6288.11	6288.69	0.002789	1.66	60.32	64.90	0.30
Reach-1	50773	5_year_Existing	360.00	6287.50	6289.70	6288.72	6289.81	0.002920	2.68	135.51	79.87	0.35
Reach-1	50773	10_year_Existing	920.00	6287.50	6290.76	6289.57	6291.01	0.003728	4.10	268.18	154.31	0.42
Reach-1	50773	25_year_Existing	4300.00	6287.50	6293.67	6292.42	6294.30	0.004735	7.33	687.21	255.40	0.54
Reach-1	50773	50_year_Existing	6400.00	6287.50	6294.75	6293.38	6295.55	0.005070	8.49	1172.89	274.51	0.57
Reach-1	50773	100_year_Existin	9300.00	6287.50	6295.79	6294.44	6296.86	0.005859	10.03	1467.85	290.47	0.63
Reach-1	50773	500_year_Existin	18000.00	6287.50	6298.75	6296.74	6300.19	0.005721	12.24	2410.07	440.70	0.65
Reach-1	50389	2_year_Existing	100.00	6285.50	6286.24	6286.24	6286.56	0.015419	4.52	22.14	34.97	1.00
Reach-1	50389	5_year_Existing	360.00	6285.50	6287.09	6287.09	6287.72	0.012682	6.37	56.53	45.60	1.01

Lower Monument Creek Detailed Study Plan: Lower Monument Creek Existing 12/2/2005

River = Monument Creek Reach = Reach-1 RS = 1318 Monument Creek 3.0



Lower Monument Creek Detailed Study Plan: Lower Monument Creek Existing 12/2/2005

River = Monument Creek Reach = Reach-1 RS = 1208 DS-COLORADO-AVE-US

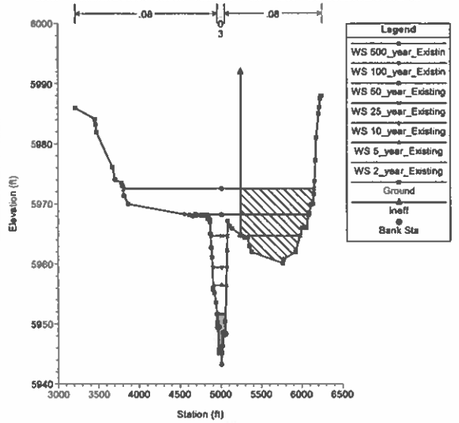

Lower Monument Creek Detailed Study Plan: Lower Monument Creek Existing 12/2/2005

River = Monument Creek Reach = Reach-1 RS = 1179 BR DS-COLORADO-AVE-TOR (ID: MC1)



Lower Monument Creek Detailed Study Plan: Lower Monument Creek Existing 12/2/2005

River = Monument Creek Reach = Reach-1 RS = 1178 BR DS-COLORADO-AVE-TOR (ID: MC1)



Lower Monument Creek Detailed Study Plan: Lower Monument Creek Existing 12/2/2005

River = Monument Creek Reach = Reach-1 RS = 1142 DS-COLORADO-AVE-DS

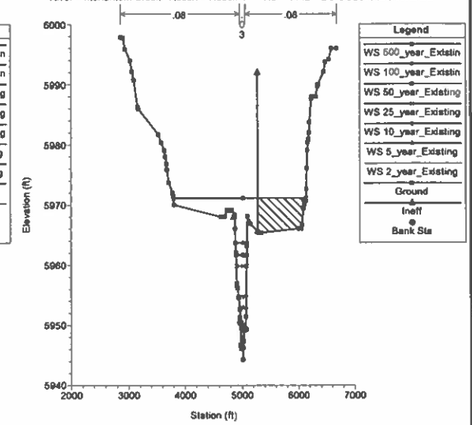

Lower Monument Creek Detailed Study Plan: Lower Monument Creek Existing 12/2/2005

River = Monument Creek Reach = Reach-1 RS = 945 Monument Creek 2.0



Lower Monument Creek Detailed Study Plan: Lower Monument Creek Existing 12/2/2005

River = Monument Creek Reach = Reach-1 RS = 500 Monument Creek 1.0



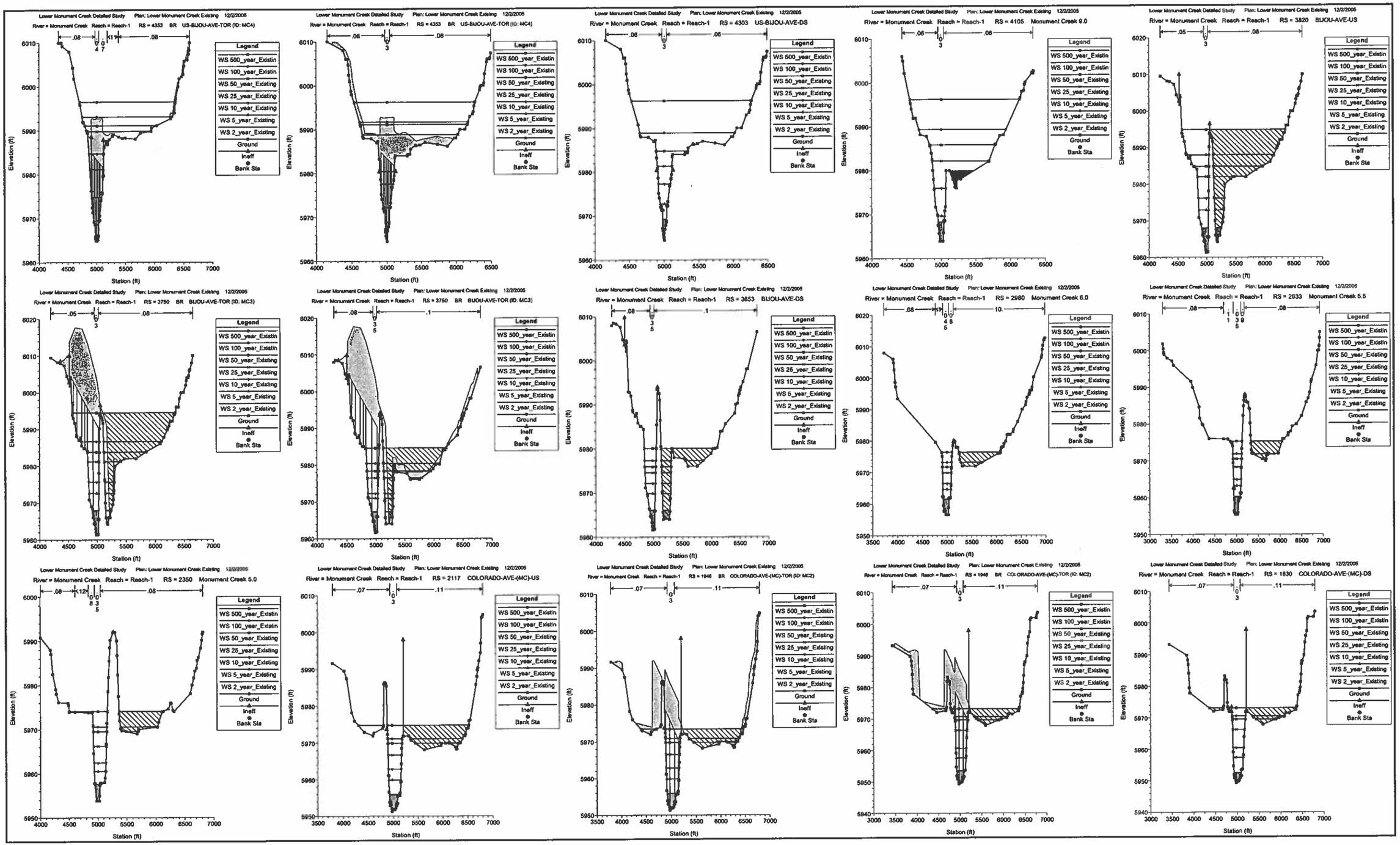
Lower Monument Creek Detailed Study Plan: Lower Monument Creek Existing 12/2/2005
River = Monument Creek Reach = Reach-1 RS = 4353 BR US-BIJOU-AVE-TOR (ID: MC4)
River = Monument Creek Reach = Reach-1 RS = 4303 US-BIJOU-AVE-DS
River = Monument Creek Reach = Reach-1 RS = 4105 Monument Creek 9.0
River = Monument Creek Reach = Reach-1 RS = 3820 BIJOU-AVE-US
River = Monument Creek Reach = Reach-1 RS = 3750 BR BIJOU-AVE-TOR (ID: MC3)
River = Monument Creek Reach = Reach-1 RS = 3653 BIJOU-AVE-DS
River = Monument Creek Reach = Reach-1 RS = 2980 Monument Creek 6.0
River = Monument Creek Reach = Reach-1 RS = 2633 Monument Creek 5.5
River = Monument Creek Reach = Reach-1 RS = 2350 Monument Creek 5.0
River = Monument Creek Reach = Reach-1 RS = 2117 COLORADO-AVE-(MC)-US
River = Monument Creek Reach = Reach-1 RS = 1946 BR COLORADO-AVE-(MC)-TOR (ID: MC2)
River = Monument Creek Reach = Reach-1 RS = 1630 COLORADO-AVE-(MC)-DS
Legend
WS 500_year_Existin
WS 100_year_Existin
WS 50_year_Existing
WS 25_year_Existing
WS 10_year_Existing
WS 5_year_Existing
WS 2_year_Existing
Ground
Ineff
Bank Sta
Elevation (ft)
Station (ft)

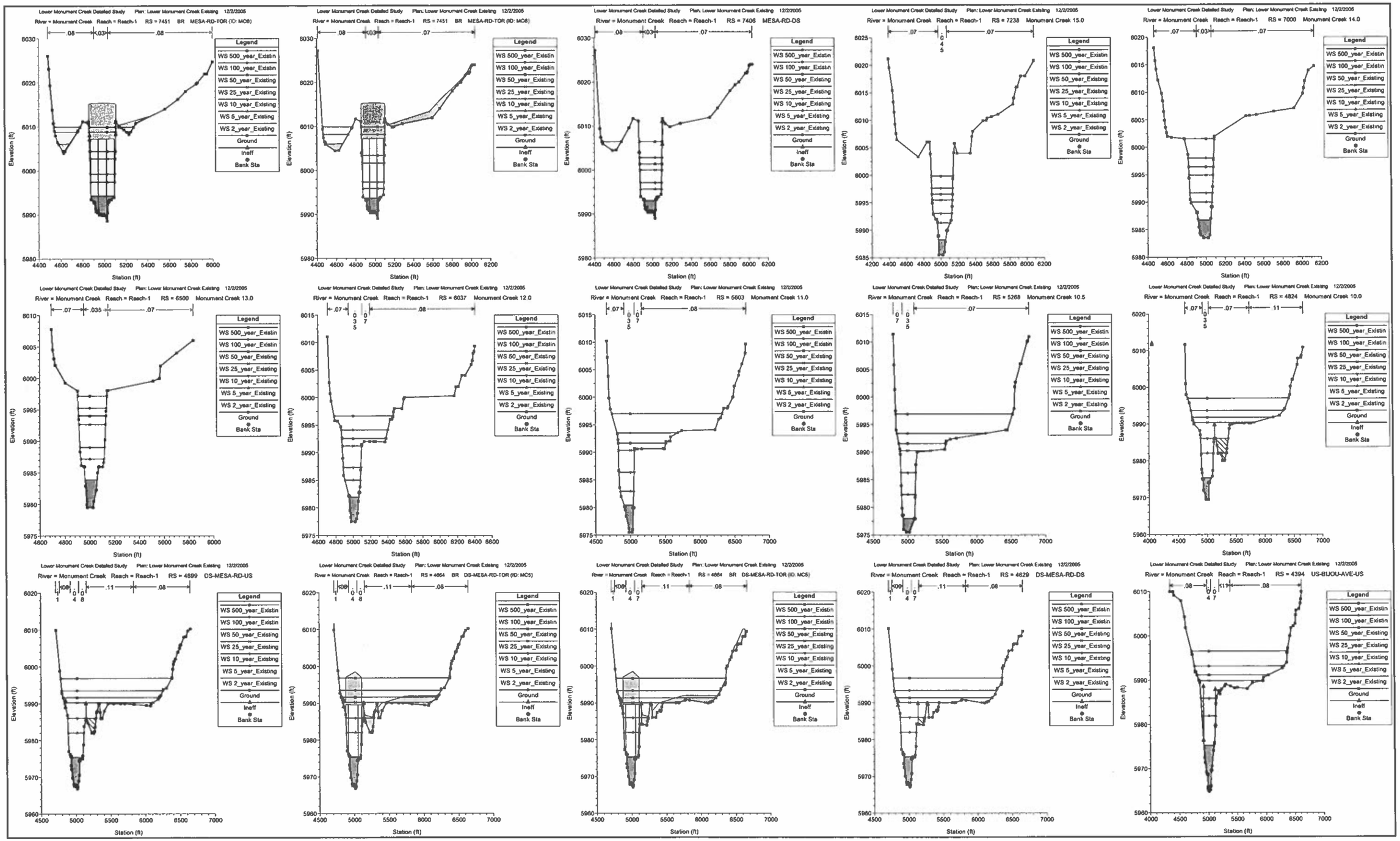
Lower Monument Creek Detailed Study Plan: Lower Monument Creek Existing 12/2/2005
River = Monument Creek Reach = Reach-1 RS = 7451 BR MESA-RD-TOR (ID: MC6)
River = Monument Creek Reach = Reach-1 RS = 7451 BR MESA-RD-TOR (ID: MC6)
River = Monument Creek Reach = Reach-1 RS = 7406 MESA-RD-DS
River = Monument Creek Reach = Reach-1 RS = 7238 Monument Creek 15.0
River = Monument Creek Reach = Reach-1 RS = 7000 Monument Creek 14.0
River = Monument Creek Reach = Reach-1 RS = 6500 Monument Creek 13.0
River = Monument Creek Reach = Reach-1 RS = 6037 Monument Creek 12.0
River = Monument Creek Reach = Reach-1 RS = 5603 Monument Creek 11.0
River = Monument Creek Reach = Reach-1 RS = 5268 Monument Creek 10.5
River = Monument Creek Reach = Reach-1 RS = 4824 Monument Creek 10.0
River = Monument Creek Reach = Reach-1 RS = 4599 DS-MESA-RD-US
River = Monument Creek Reach = Reach-1 RS = 4664 BR DS-MESA-RD-TOR (ID: MC5)
River = Monument Creek Reach = Reach-1 RS = 4664 BR DS-MESA-RD-TOR (ID: MC5)
River = Monument Creek Reach = Reach-1 RS = 4629 DS-MESA-RD-DS
River = Monument Creek Reach = Reach-1 RS = 4394 US-BUOU-AVE-US
Legend
WS 500_year_Existin
WS 100_year_Existin
WS 50_year_Existing
WS 25_year_Existing
WS 10_year_Existing
WS 5_year_Existing
WS 2_year_Existing
Ground
Ineff
Bank Sta
Elevation (ft)
Station (ft)

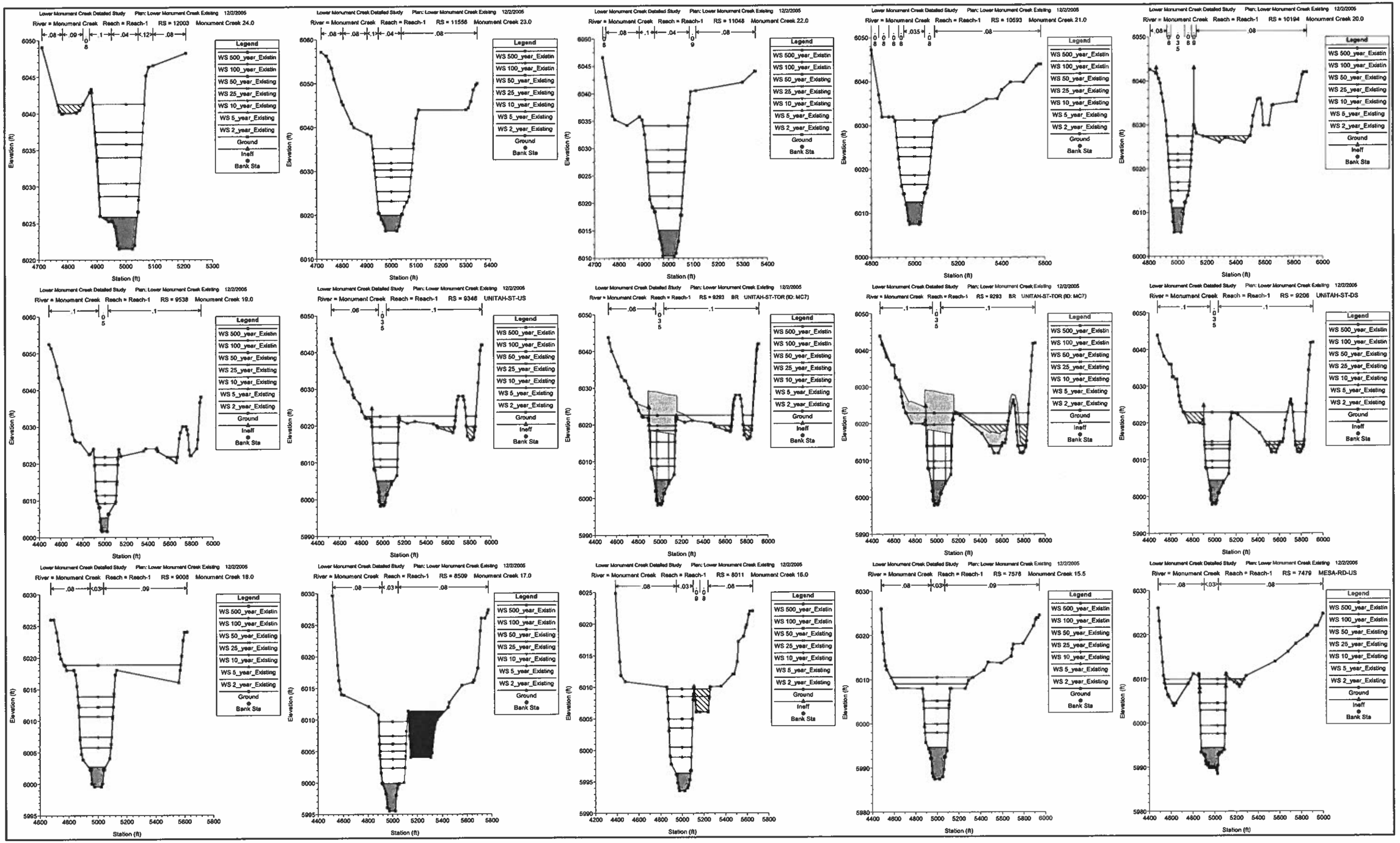
Lower Monument Creek Detailed Study Plan: Lower Monument Creek Existing 12/2/2005
River = Monument Creek Reach = Reach-1 RS = 12003 Monument Creek 24.0
River = Monument Creek Reach = Reach-1 RS = 11556 Monument Creek 23.0
River = Monument Creek Reach = Reach-1 RS = 11048 Monument Creek 22.0
River = Monument Creek Reach = Reach-1 RS = 10593 Monument Creek 21.0
River = Monument Creek Reach = Reach-1 RS = 10194 Monument Creek 20.0
River = Monument Creek Reach = Reach-1 RS = 9538 Monument Creek 19.0
River = Monument Creek Reach = Reach-1 RS = 9346 UNITAH-ST-US
River = Monument Creek Reach = Reach-1 RS = 9293 BR UNITAH-ST-TOR (ID: MC7)
River = Monument Creek Reach = Reach-1 RS = 9293 BR UNITAH-ST-TOR (ID: MC7)
River = Monument Creek Reach = Reach-1 RS = 9206 UNITAH-ST-DS
River = Monument Creek Reach = Reach-1 RS = 9008 Monument Creek 18.0
River = Monument Creek Reach = Reach-1 RS = 8509 Monument Creek 17.0
River = Monument Creek Reach = Reach-1 RS = 8011 Monument Creek 16.0
River = Monument Creek Reach = Reach-1 RS = 7578 Monument Creek 15.5
River = Monument Creek Reach = Reach-1 RS = 7479 MESA-RD-US
Legend
WS 500_year_Existin
WS 100_year_Existin
WS 50_year_Existing
WS 25_year_Existing
WS 10_year_Existing
WS 5_year_Existing
WS 2_year_Existing
Ground
Ineff
Bank Sta
Elevation (ft)
Station (ft)

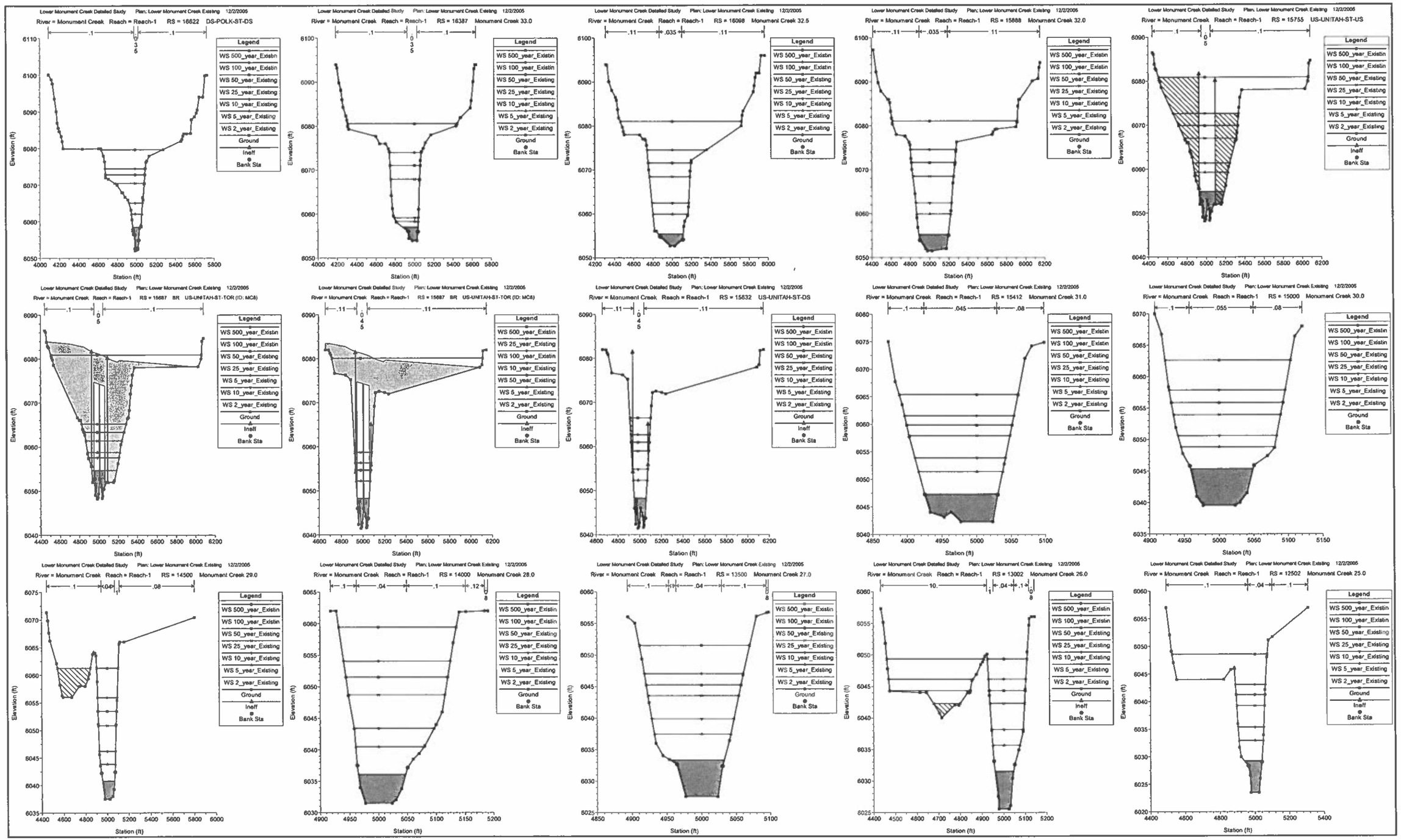
Lower Monument Creek Detailed Study Plan: Lower Monument Creek Existing 12/2/2005
River = Monument Creek Reach = Reach-1 RS = 16622 DS-POLK-ST-DS
River = Monument Creek Reach = Reach-1 RS = 16387 Monument Creek 33.0
River = Monument Creek Reach = Reach-1 RS = 16098 Monument Creek 32.5
River = Monument Creek Reach = Reach-1 RS = 15888 Monument Creek 32.0
River = Monument Creek Reach = Reach-1 RS = 15755 US-UNITAH-ST-US
River = Monument Creek Reach = Reach-1 RS = 15687 BR US-UNITAH-ST-TOR (ID: MC8)
River = Monument Creek Reach = Reach-1 RS = 15632 US-UNITAH-ST-DS
River = Monument Creek Reach = Reach-1 RS = 15412 Monument Creek 31.0
River = Monument Creek Reach = Reach-1 RS = 15000 Monument Creek 30.0
River = Monument Creek Reach = Reach-1 RS = 14500 Monument Creek 29.0
River = Monument Creek Reach = Reach-1 RS = 14000 Monument Creek 28.0
River = Monument Creek Reach = Reach-1 RS = 13500 Monument Creek 27.0
River = Monument Creek Reach = Reach-1 RS = 13002 Monument Creek 26.0
River = Monument Creek Reach = Reach-1 RS = 12502 Monument Creek 25.0
Elevation (ft)
Station (ft)
Legend
WS 500_year_Existin
WS 100_year_Existin
WS 50_year_Existing
WS 25_year_Existing
WS 10_year_Existing
WS 5_year_Existing
WS 2_year_Existing
Ground
Ineff
Bank Sta

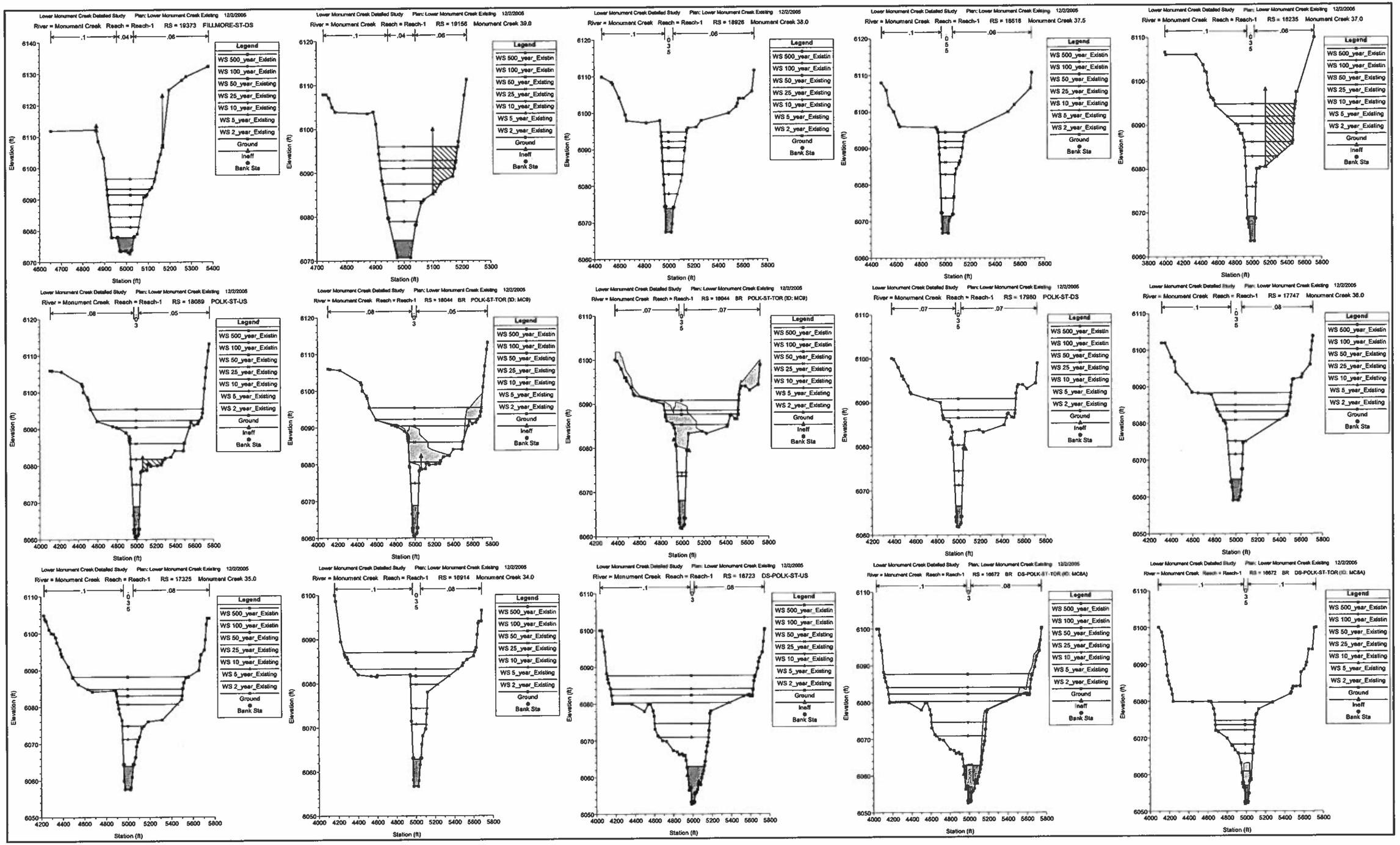
Lower Monument Creek Detailed Study Plan: Lower Monument Creek Existing 12/2/2005
River = Monument Creek Reach = Reach-1 RS = 19373 FILLMORE-ST-DS
River = Monument Creek Reach = Reach-1 RS = 19156 Monument Creek 39.0
River = Monument Creek Reach = Reach-1 RS = 18926 Monument Creek 38.0
River = Monument Creek Reach = Reach-1 RS = 18616 Monument Creek 37.5
River = Monument Creek Reach = Reach-1 RS = 18235 Monument Creek 37.0
River = Monument Creek Reach = Reach-1 RS = 18089 POLK-ST-US
River = Monument Creek Reach = Reach-1 RS = 18044 BR POLK-ST-TOR (ID: MC9)
River = Monument Creek Reach = Reach-1 RS = 18044 BR POLK-ST-TOR (ID: MC9)
River = Monument Creek Reach = Reach-1 RS = 17980 POLK-ST-DS
River = Monument Creek Reach = Reach-1 RS = 17747 Monument Creek 36.0
River = Monument Creek Reach = Reach-1 RS = 17325 Monument Creek 35.0
River = Monument Creek Reach = Reach-1 RS = 16914 Monument Creek 34.0
River = Monument Creek Reach = Reach-1 RS = 16723 DS-POLK-ST-US
River = Monument Creek Reach = Reach-1 RS = 16672 BR DS-POLK-ST-TOR (ID: MC8A)
River = Monument Creek Reach = Reach-1 RS = 16672 BR DS-POLK-ST-TOR (ID: MC8A)
Legend
WS 500_year_Existin
WS 100_year_Existin
WS 50_year_Existing
WS 25_year_Existing
WS 10_year_Existing
WS 5_year_Existing
WS 2_year_Existing
Ground
Ineff
Bank Sta
Elevation (ft)
Station (ft)

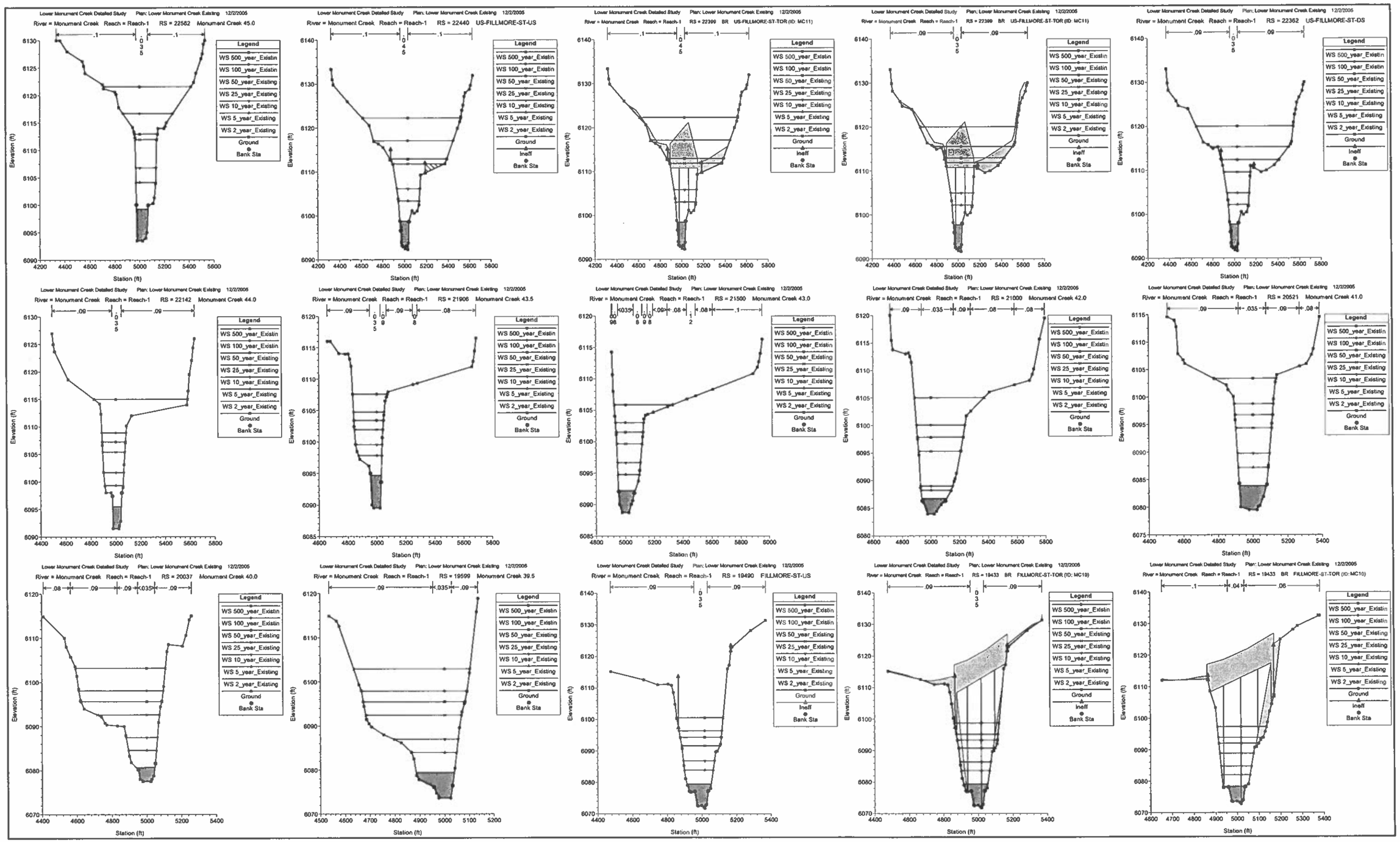
Lower Monument Creek Detailed Study Plan: Lower Monument Creek Existing 12/2/2005
River = Monument Creek Reach = Reach-1 RS = 22562 Monument Creek 45.0
River = Monument Creek Reach = Reach-1 RS = 22440 US-FILLMORE-ST-US
River = Monument Creek Reach = Reach-1 RS = 22399 BR US-FILLMORE-ST-TOR (ID: MC11)
River = Monument Creek Reach = Reach-1 RS = 22362 US-FILLMORE-ST-DS
River = Monument Creek Reach = Reach-1 RS = 22142 Monument Creek 44.0
River = Monument Creek Reach = Reach-1 RS = 21906 Monument Creek 43.5
River = Monument Creek Reach = Reach-1 RS = 21500 Monument Creek 43.0
River = Monument Creek Reach = Reach-1 RS = 21000 Monument Creek 42.0
River = Monument Creek Reach = Reach-1 RS = 20521 Monument Creek 41.0
River = Monument Creek Reach = Reach-1 RS = 20037 Monument Creek 40.0
River = Monument Creek Reach = Reach-1 RS = 19599 Monument Creek 39.5
River = Monument Creek Reach = Reach-1 RS = 19490 FILLMORE-ST-US
River = Monument Creek Reach = Reach-1 RS = 19433 BR FILLMORE-ST-TOR (ID: MC10)
River = Monument Creek Reach = Reach-1 RS = 19433 BR FILLMORE-ST-TOR (ID: MC10)
Legend
WS 500_year_Existin
WS 100_year_Existin
WS 50_year_Existing
WS 25_year_Existing
WS 10_year_Existing
WS 5_year_Existing
WS 2_year_Existing
Ground
Ineff
Bank Sta
Elevation (ft)
Station (ft)

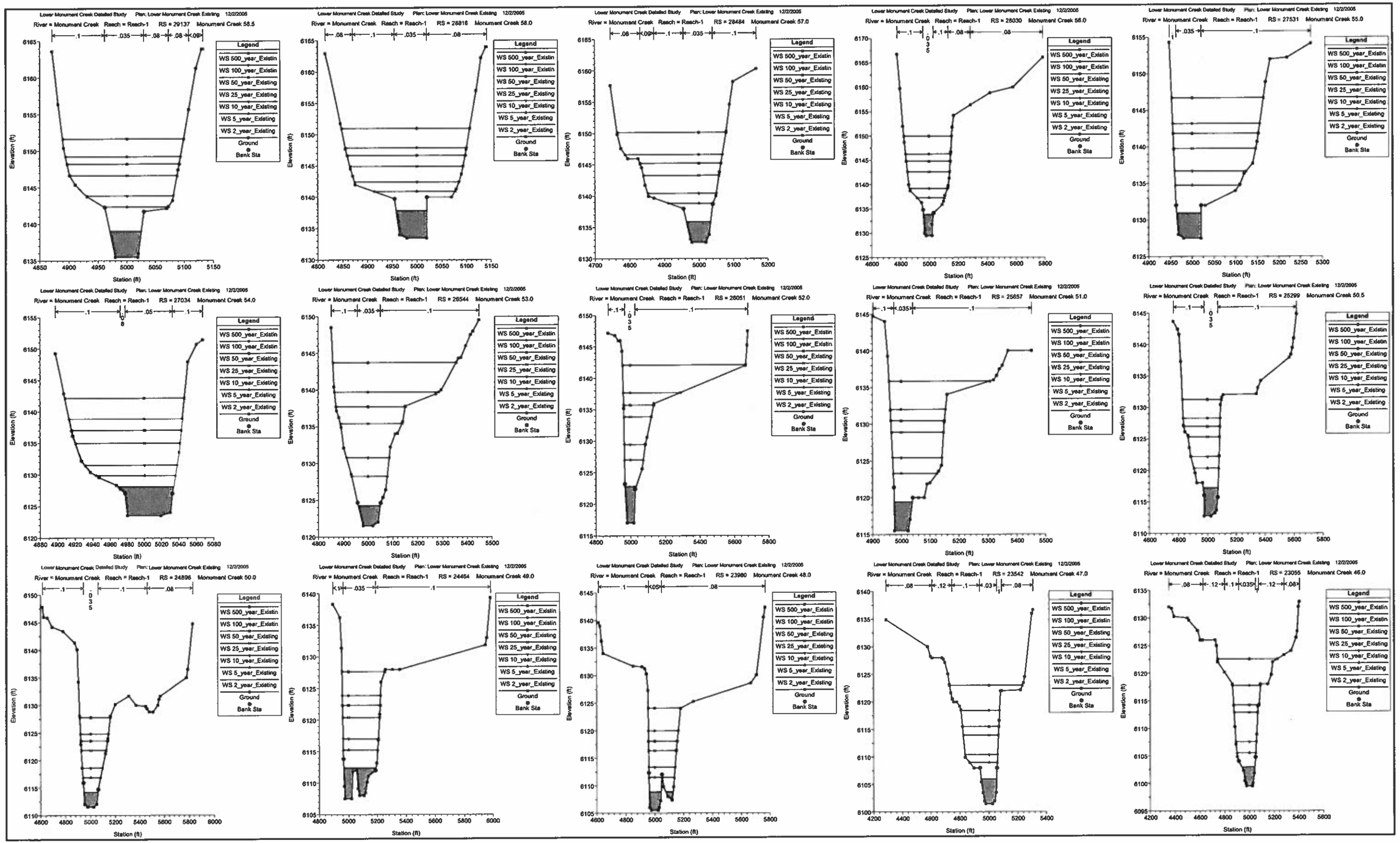
Lower Monument Creek Detailed Study Plan: Lower Monument Creek Existing 12/2/2005
River = Monument Creek Reach = Reach-1 RS = 29137 Monument Creek 58.5
River = Monument Creek Reach = Reach-1 RS = 28816 Monument Creek 58.0
River = Monument Creek Reach = Reach-1 RS = 28484 Monument Creek 57.0
River = Monument Creek Reach = Reach-1 RS = 28030 Monument Creek 56.0
River = Monument Creek Reach = Reach-1 RS = 27531 Monument Creek 55.0
River = Monument Creek Reach = Reach-1 RS = 27034 Monument Creek 54.0
River = Monument Creek Reach = Reach-1 RS = 26544 Monument Creek 53.0
River = Monument Creek Reach = Reach-1 RS = 26051 Monument Creek 52.0
River = Monument Creek Reach = Reach-1 RS = 25657 Monument Creek 51.0
River = Monument Creek Reach = Reach-1 RS = 25299 Monument Creek 50.5
River = Monument Creek Reach = Reach-1 RS = 24896 Monument Creek 50.0
River = Monument Creek Reach = Reach-1 RS = 24464 Monument Creek 49.0
River = Monument Creek Reach = Reach-1 RS = 23980 Monument Creek 48.0
River = Monument Creek Reach = Reach-1 RS = 23542 Monument Creek 47.0
River = Monument Creek Reach = Reach-1 RS = 23055 Monument Creek 46.0
Legend
WS 500_year_Existin
WS 100_year_Existin
WS 50_year_Existing
WS 25_year_Existing
WS 10_year_Existing
WS 5_year_Existing
WS 2_year_Existing
Ground
Bank Sta
Elevation (ft)
Station (ft)

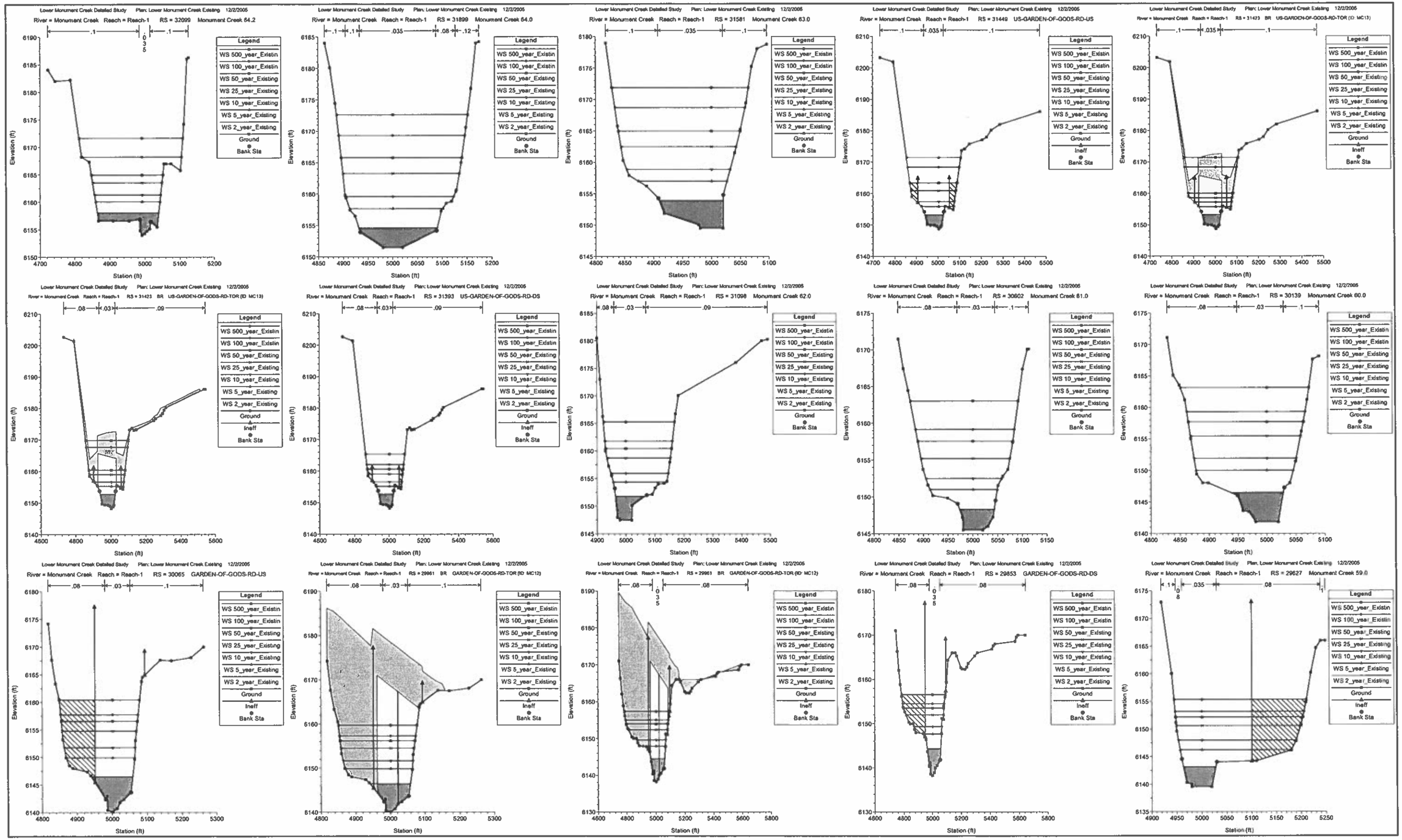
Lower Monument Creek Detailed Study Plan: Lower Monument Creek Existing 12/2/2005
River = Monument Creek Reach = Reach-1 RS = 32099 Monument Creek 64.2
River = Monument Creek Reach = Reach-1 RS = 31899 Monument Creek 64.0
River = Monument Creek Reach = Reach-1 RS = 31581 Monument Creek 63.0
River = Monument Creek Reach = Reach-1 RS = 31449 US-GARDEN-OF-GODS-RD-US
River = Monument Creek Reach = Reach-1 RS = 31423 BR US-GARDEN-OF-GODS-RD-TOR (ID MC13)
River = Monument Creek Reach = Reach-1 RS = 31423 BR US-GARDEN-OF-GODS-RD-TOR (ID MC13)
River = Monument Creek Reach = Reach-1 RS = 31393 US-GARDEN-OF-GODS-RD-DS
River = Monument Creek Reach = Reach-1 RS = 31098 Monument Creek 62.0
River = Monument Creek Reach = Reach-1 RS = 30602 Monument Creek 61.0
River = Monument Creek Reach = Reach-1 RS = 30139 Monument Creek 60.0
River = Monument Creek Reach = Reach-1 RS = 30065 GARDEN-OF-GODS-RD-US
River = Monument Creek Reach = Reach-1 RS = 29961 BR GARDEN-OF-GODS-RD-TOR (ID MC12)
River = Monument Creek Reach = Reach-1 RS = 29961 BR GARDEN-OF-GODS-RD-TOR (ID MC12)
River = Monument Creek Reach = Reach-1 RS = 29853 GARDEN-OF-GODS-RD-DS
River = Monument Creek Reach = Reach-1 RS = 29627 Monument Creek 59.0
Legend
WS 500_year_Existin
WS 100_year_Existin
WS 50_year_Existing
WS 25_year_Existing
WS 10_year_Existing
WS 5_year_Existing
WS 2_year_Existing
Ground
Ineff
Bank Sta
Elevation (ft)
Station (ft)

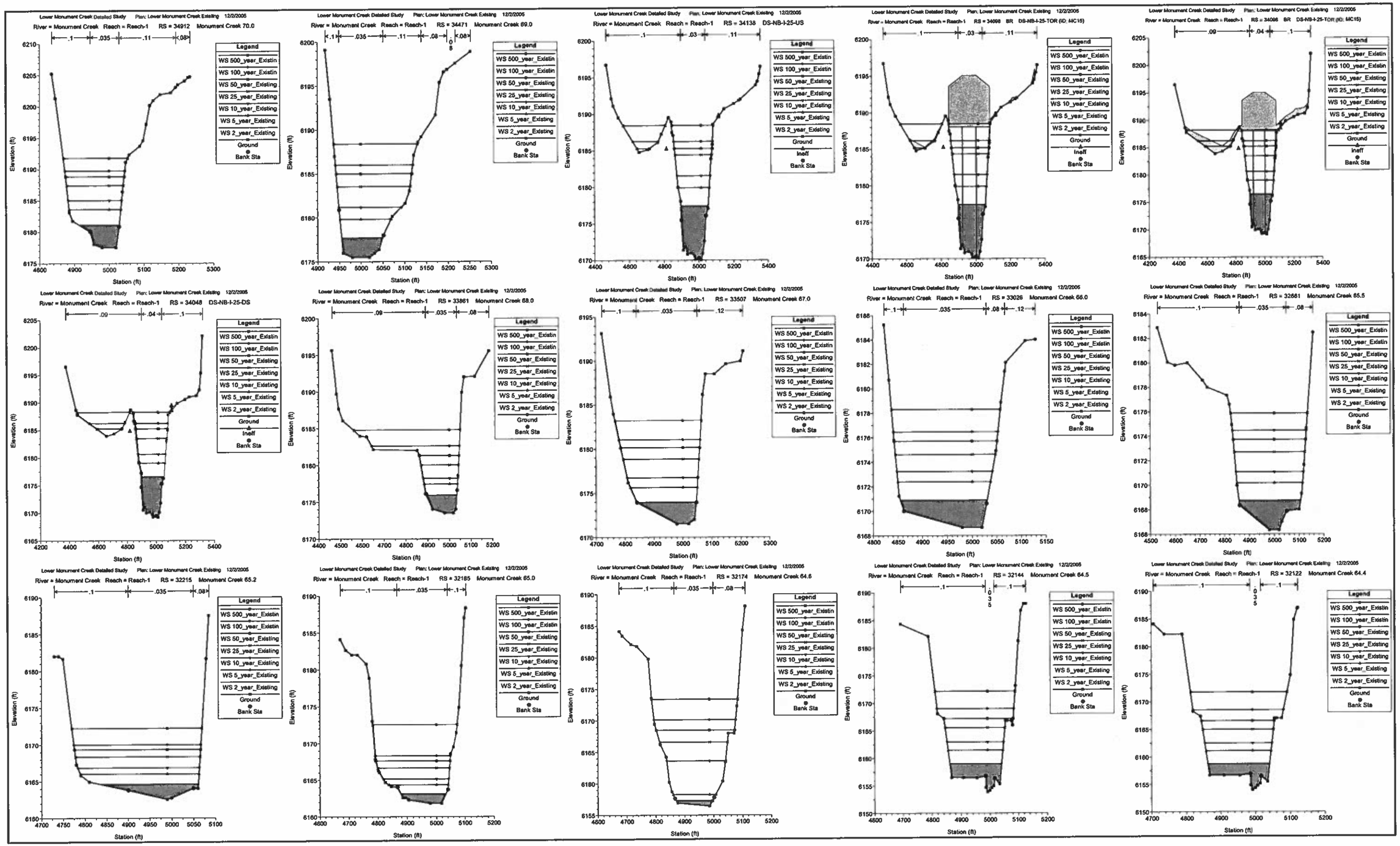
Lower Monument Creek Detailed Study Plan: Lower Monument Creek Existing 12/2/2005
River = Monument Creek Reach = Reach-1 RS = 34912 Monument Creek 70.0
River = Monument Creek Reach = Reach-1 RS = 34471 Monument Creek 69.0
River = Monument Creek Reach = Reach-1 RS = 34138 DS-NB-I-25-US
River = Monument Creek Reach = Reach-1 RS = 34098 BR DS-NB-I-25-TOR (ID: MC15)
River = Monument Creek Reach = Reach-1 RS = 34096 BR DS-NB-I-25-TOR (ID: MC15)
River = Monument Creek Reach = Reach-1 RS = 34048 DS-NB-I-25-DS
River = Monument Creek Reach = Reach-1 RS = 33861 Monument Creek 68.0
River = Monument Creek Reach = Reach-1 RS = 33507 Monument Creek 67.0
River = Monument Creek Reach = Reach-1 RS = 33026 Monument Creek 66.0
River = Monument Creek Reach = Reach-1 RS = 32661 Monument Creek 65.5
River = Monument Creek Reach = Reach-1 RS = 32215 Monument Creek 65.2
River = Monument Creek Reach = Reach-1 RS = 32185 Monument Creek 65.0
River = Monument Creek Reach = Reach-1 RS = 32174 Monument Creek 64.6
River = Monument Creek Reach = Reach-1 RS = 32144 Monument Creek 64.5
River = Monument Creek Reach = Reach-1 RS = 32122 Monument Creek 64.4
Legend
WS 500_year_Existin
WS 100_year_Existin
WS 50_year_Existing
WS 25_year_Existing
WS 10_year_Existing
WS 5_year_Existing
WS 2_year_Existing
Ground
Ineff
Bank Sta
Elevation (ft)
Station (ft)

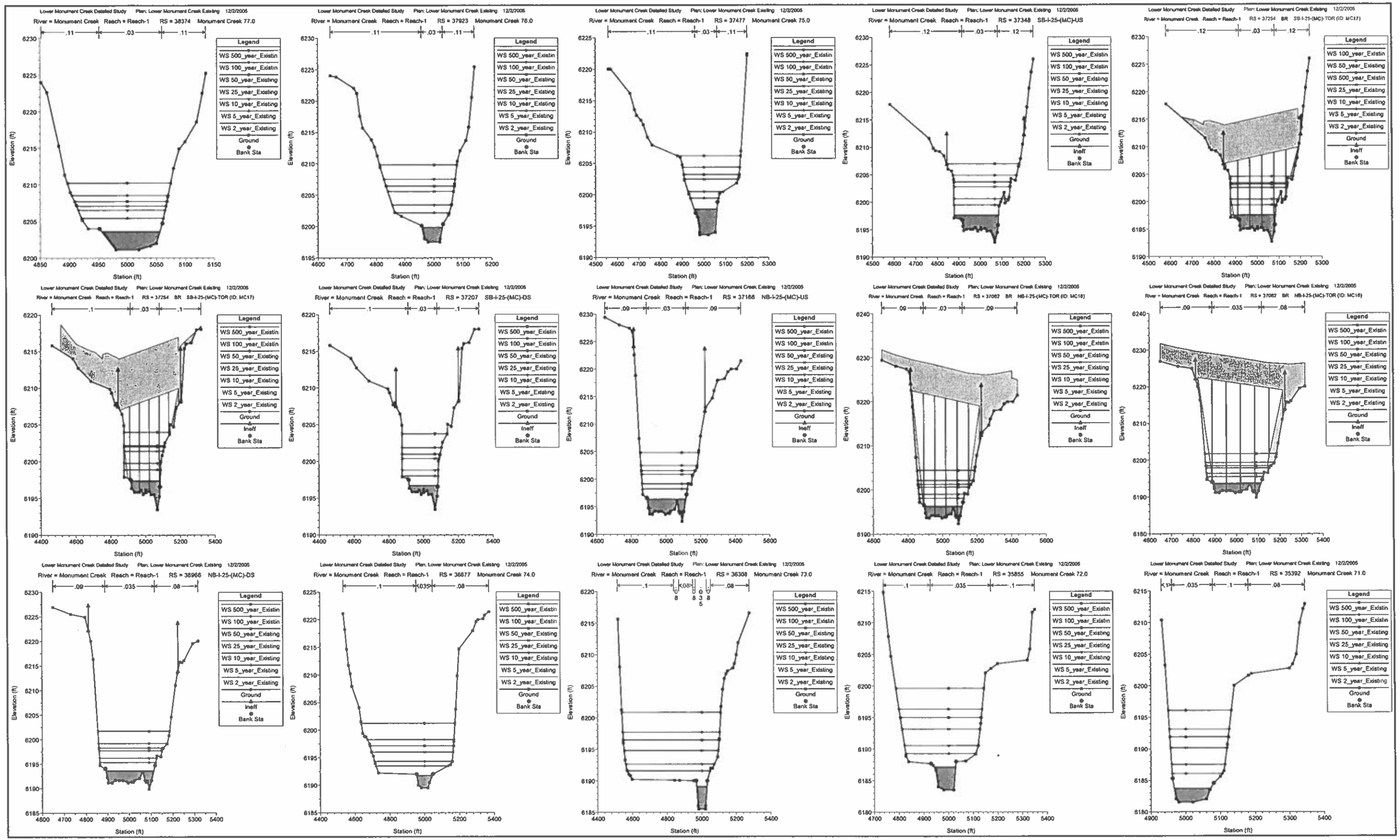
Lower Monument Creek Detailed Study Plan: Lower Monument Creek Existing 12/2/2005
River = Monument Creek Reach = Reach-1 RS = 38374 Monument Creek 77.0
River = Monument Creek Reach = Reach-1 RS = 37923 Monument Creek 76.0
River = Monument Creek Reach = Reach-1 RS = 37477 Monument Creek 75.0
River = Monument Creek Reach = Reach-1 RS = 37348 SB-I-25-(MC)-US
River = Monument Creek Reach = Reach-1 RS = 37254 BR SB-I-25-(MC)-TOR (ID: MC17)
River = Monument Creek Reach = Reach-1 RS = 37207 SB-I-25-(MC)-DS
River = Monument Creek Reach = Reach-1 RS = 37168 NB-I-25-(MC)-US
River = Monument Creek Reach = Reach-1 RS = 37082 BR NB-I-25-(MC)-TOR (ID: MC18)
River = Monument Creek Reach = Reach-1 RS = 36968 NB-I-25-(MC)-DS
River = Monument Creek Reach = Reach-1 RS = 36677 Monument Creek 74.0
River = Monument Creek Reach = Reach-1 RS = 36308 Monument Creek 73.0
River = Monument Creek Reach = Reach-1 RS = 35855 Monument Creek 72.0
River = Monument Creek Reach = Reach-1 RS = 35392 Monument Creek 71.0
Legend
WS 500_year_Existing
WS 100_year_Existing
WS 50_year_Existing
WS 25_year_Existing
WS 10_year_Existing
WS 5_year_Existing
WS 2_year_Existing
Ground
Ineff
Bank Sta
Elevation (ft)
Station (ft)

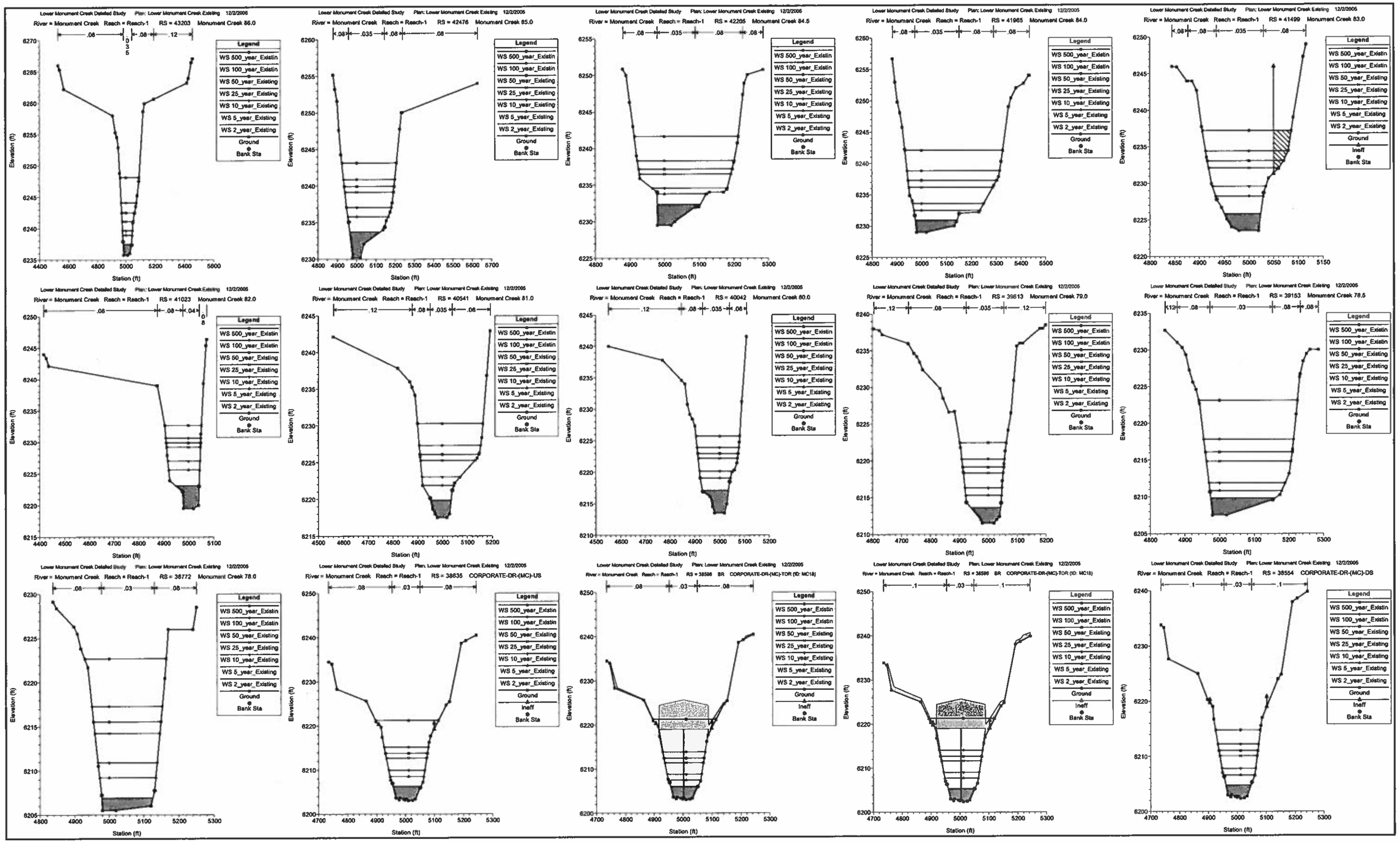
Lower Monument Creek Detailed Study Plan: Lower Monument Creek Existing 12/2/2005
River = Monument Creek Reach = Reach-1 RS = 43203 Monument Creek 86.0
River = Monument Creek Reach = Reach-1 RS = 42476 Monument Creek 85.0
River = Monument Creek Reach = Reach-1 RS = 42205 Monument Creek 84.5
River = Monument Creek Reach = Reach-1 RS = 41965 Monument Creek 84.0
River = Monument Creek Reach = Reach-1 RS = 41499 Monument Creek 83.0
River = Monument Creek Reach = Reach-1 RS = 41023 Monument Creek 82.0
River = Monument Creek Reach = Reach-1 RS = 40541 Monument Creek 81.0
River = Monument Creek Reach = Reach-1 RS = 40042 Monument Creek 80.0
River = Monument Creek Reach = Reach-1 RS = 39613 Monument Creek 79.0
River = Monument Creek Reach = Reach-1 RS = 39153 Monument Creek 78.5
River = Monument Creek Reach = Reach-1 RS = 38772 Monument Creek 78.0
River = Monument Creek Reach = Reach-1 RS = 38635 CORPORATE-DR-(MC)-US
River = Monument Creek Reach = Reach-1 RS = 38598 BR CORPORATE-DR-(MC)-TOR (ID: MC18)
River = Monument Creek Reach = Reach-1 RS = 38598 BR CORPORATE-DR-(MC)-TOR (ID: MC18)
River = Monument Creek Reach = Reach-1 RS = 38554 CORPORATE-DR-(MC)-DS
Legend
WS 500_year_Existin
WS 100_year_Existin
WS 50_year_Existing
WS 25_year_Existing
WS 10_year_Existing
WS 5_year_Existing
WS 2_year_Existing
Ground
Ineff
Bank Sta
Elevation (ft)
Station (ft)

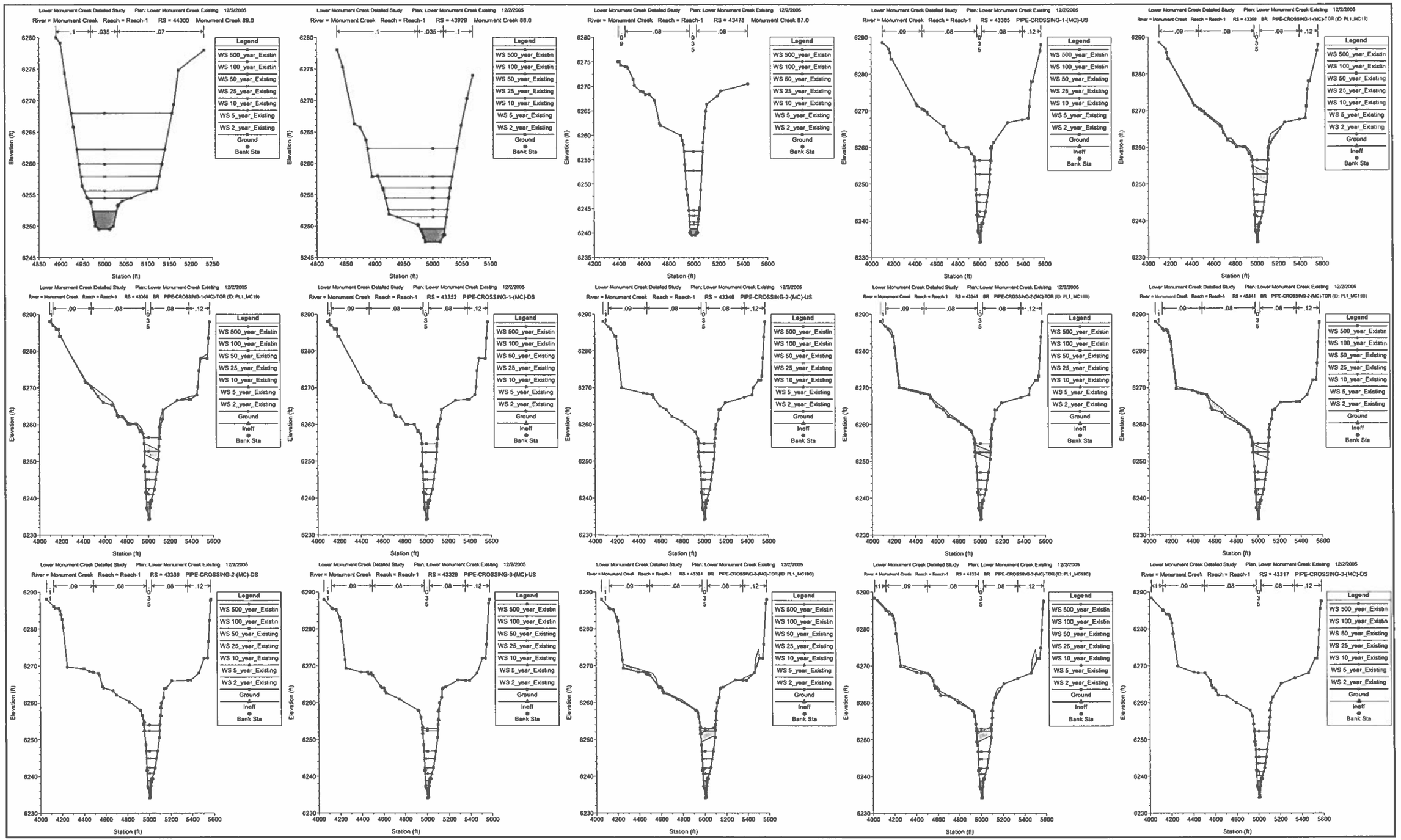
Lower Monument Creek Detailed Study Plan: Lower Monument Creek Existing 12/2/2005
River = Monument Creek Reach = Reach-1 RS = 44300 Monument Creek 89.0
River = Monument Creek Reach = Reach-1 RS = 43929 Monument Creek 88.0
River = Monument Creek Reach = Reach-1 RS = 43478 Monument Creek 87.0
River = Monument Creek Reach = Reach-1 RS = 43385 PIPE-CROSSING-1-(MC)-US
River = Monument Creek Reach = Reach-1 RS = 43368 BR PIPE-CROSSING-1-(MC)-TOR (ID: PL1_MC19)
River = Monument Creek Reach = Reach-1 RS = 43368 BR PIPE-CROSSING-1-(MC)-TOR (ID: PL1_MC19)
River = Monument Creek Reach = Reach-1 RS = 43352 PIPE-CROSSING-1-(MC)-DS
River = Monument Creek Reach = Reach-1 RS = 43346 PIPE-CROSSING-2-(MC)-US
River = Monument Creek Reach = Reach-1 RS = 43341 BR PIPE-CROSSING-2-(MC)-TOR (ID: PL1_MC18B)
River = Monument Creek Reach = Reach-1 RS = 43341 BR PIPE-CROSSING-2-(MC)-TOR (ID: PL1_MC18B)
River = Monument Creek Reach = Reach-1 RS = 43336 PIPE-CROSSING-2-(MC)-DS
River = Monument Creek Reach = Reach-1 RS = 43329 PIPE-CROSSING-3-(MC)-US
River = Monument Creek Reach = Reach-1 RS = 43324 BR PIPE-CROSSING-3-(MC)-TOR (ID: PL1_MC18C)
River = Monument Creek Reach = Reach-1 RS = 43324 BR PIPE-CROSSING-3-(MC)-TOR (ID: PL1_MC18C)
River = Monument Creek Reach = Reach-1 RS = 43317 PIPE-CROSSING-3-(MC)-DS
Legend
WS 500_year_Existin
WS 100_year_Existin
WS 50_year_Existing
WS 25_year_Existing
WS 10_year_Existing
WS 5_year_Existing
WS 2_year_Existing
Ground
Ineff
Bank Sta
Elevation (ft)
Station (ft)

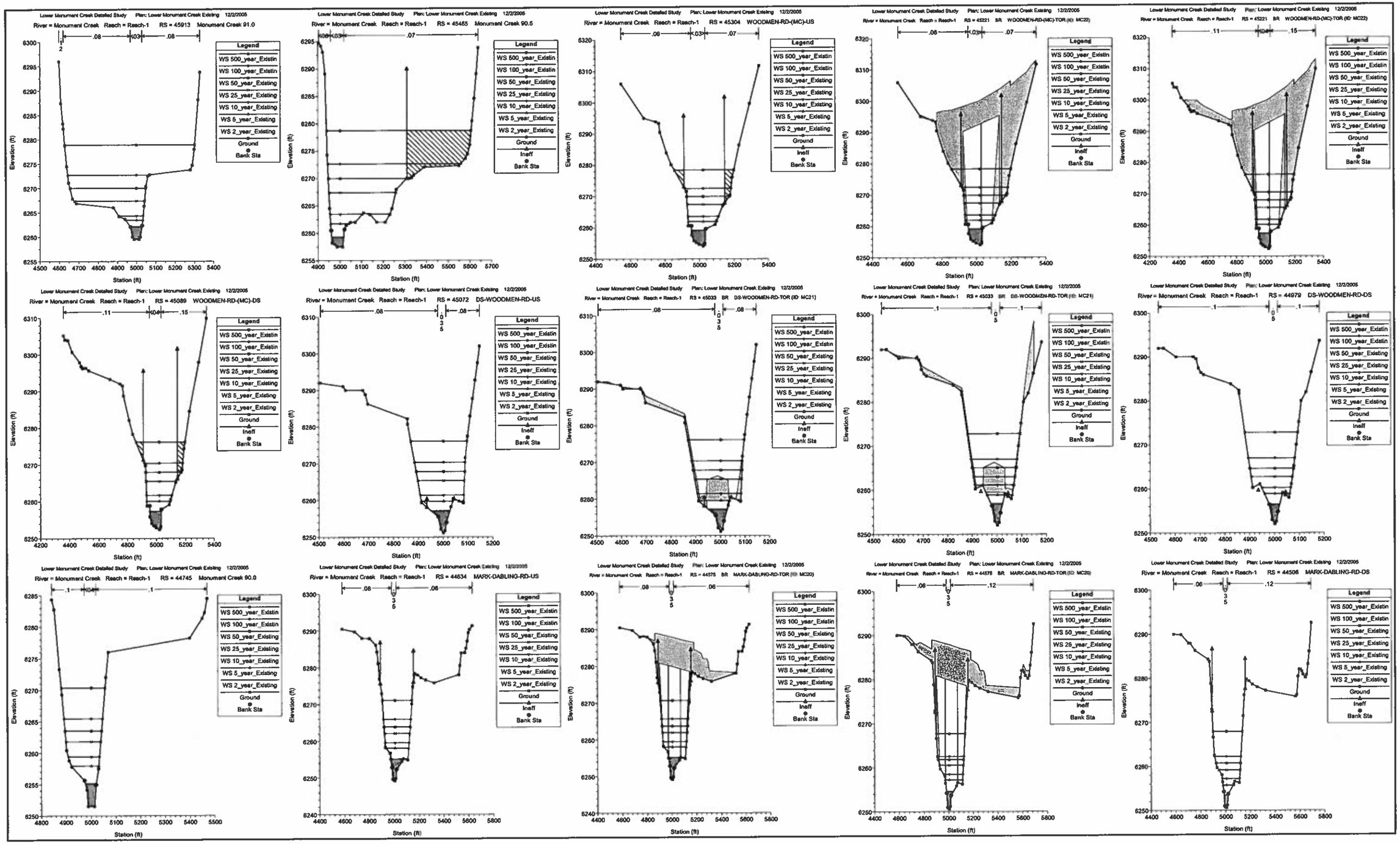
Lower Monument Creek Detailed Study Plan: Lower Monument Creek Existing 12/2/2005
River = Monument Creek Reach = Reach-1 RS = 45913 Monument Creek 91.0
River = Monument Creek Reach = Reach-1 RS = 45465 Monument Creek 90.5
River = Monument Creek Reach = Reach-1 RS = 45304 WOODMEN-RD-(MC)-US
River = Monument Creek Reach = Reach-1 RS = 45221 BR WOODMEN-RD-(MC)-TOR (ID: MC22)
River = Monument Creek Reach = Reach-1 RS = 45089 WOODMEN-RD-(MC)-DS
River = Monument Creek Reach = Reach-1 RS = 45072 DS-WOODMEN-RD-US
River = Monument Creek Reach = Reach-1 RS = 45033 BR DS-WOODMEN-RD-TOR (ID: MC21)
River = Monument Creek Reach = Reach-1 RS = 44979 DS-WOODMEN-RD-DS
River = Monument Creek Reach = Reach-1 RS = 44745 Monument Creek 90.0
River = Monument Creek Reach = Reach-1 RS = 44634 MARK-DABLING-RD-US
River = Monument Creek Reach = Reach-1 RS = 44576 BR MARK-DABLING-RD-TOR (ID: MC20)
River = Monument Creek Reach = Reach-1 RS = 44506 MARK-DABLING-RD-DS
Legend
WS 500_year_Existin
WS 100_year_Existin
WS 50_year_Existing
WS 25_year_Existing
WS 10_year_Existing
WS 5_year_Existing
WS 2_year_Existing
Ground
Ineff
Bank Sta
Elevation (ft)
Station (ft)

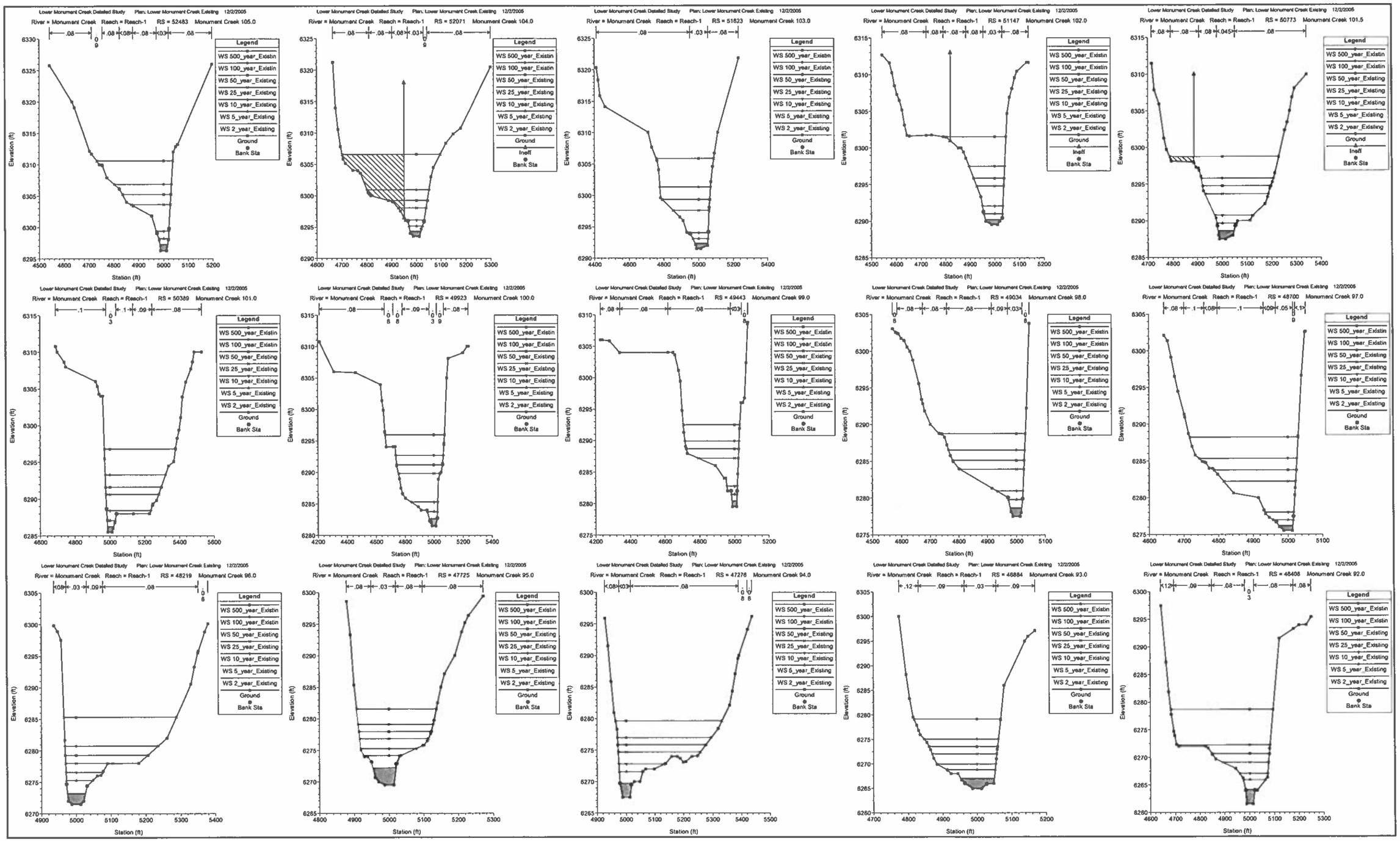
Lower Monument Creek Detailed Study Plan: Lower Monument Creek Existing 12/2/2005
River = Monument Creek Reach = Reach-1 RS = 52483 Monument Creek 105.0
River = Monument Creek Reach = Reach-1 RS = 52071 Monument Creek 104.0
River = Monument Creek Reach = Reach-1 RS = 51823 Monument Creek 103.0
River = Monument Creek Reach = Reach-1 RS = 51147 Monument Creek 102.0
River = Monument Creek Reach = Reach-1 RS = 50773 Monument Creek 101.5
River = Monument Creek Reach = Reach-1 RS = 50389 Monument Creek 101.0
River = Monument Creek Reach = Reach-1 RS = 49923 Monument Creek 100.0
River = Monument Creek Reach = Reach-1 RS = 49443 Monument Creek 99.0
River = Monument Creek Reach = Reach-1 RS = 49034 Monument Creek 98.0
River = Monument Creek Reach = Reach-1 RS = 48700 Monument Creek 97.0
River = Monument Creek Reach = Reach-1 RS = 48219 Monument Creek 96.0
River = Monument Creek Reach = Reach-1 RS = 47725 Monument Creek 95.0
River = Monument Creek Reach = Reach-1 RS = 47276 Monument Creek 94.0
River = Monument Creek Reach = Reach-1 RS = 46884 Monument Creek 93.0
River = Monument Creek Reach = Reach-1 RS = 46408 Monument Creek 92.0
Legend
WS 500_year_Existin
WS 100_year_Existin
WS 50_year_Existing
WS 25_year_Existing
WS 10_year_Existing
WS 5_year_Existing
WS 2_year_Existing
Ground
Ineff
Bank Sta
Elevation (ft)
Station (ft)

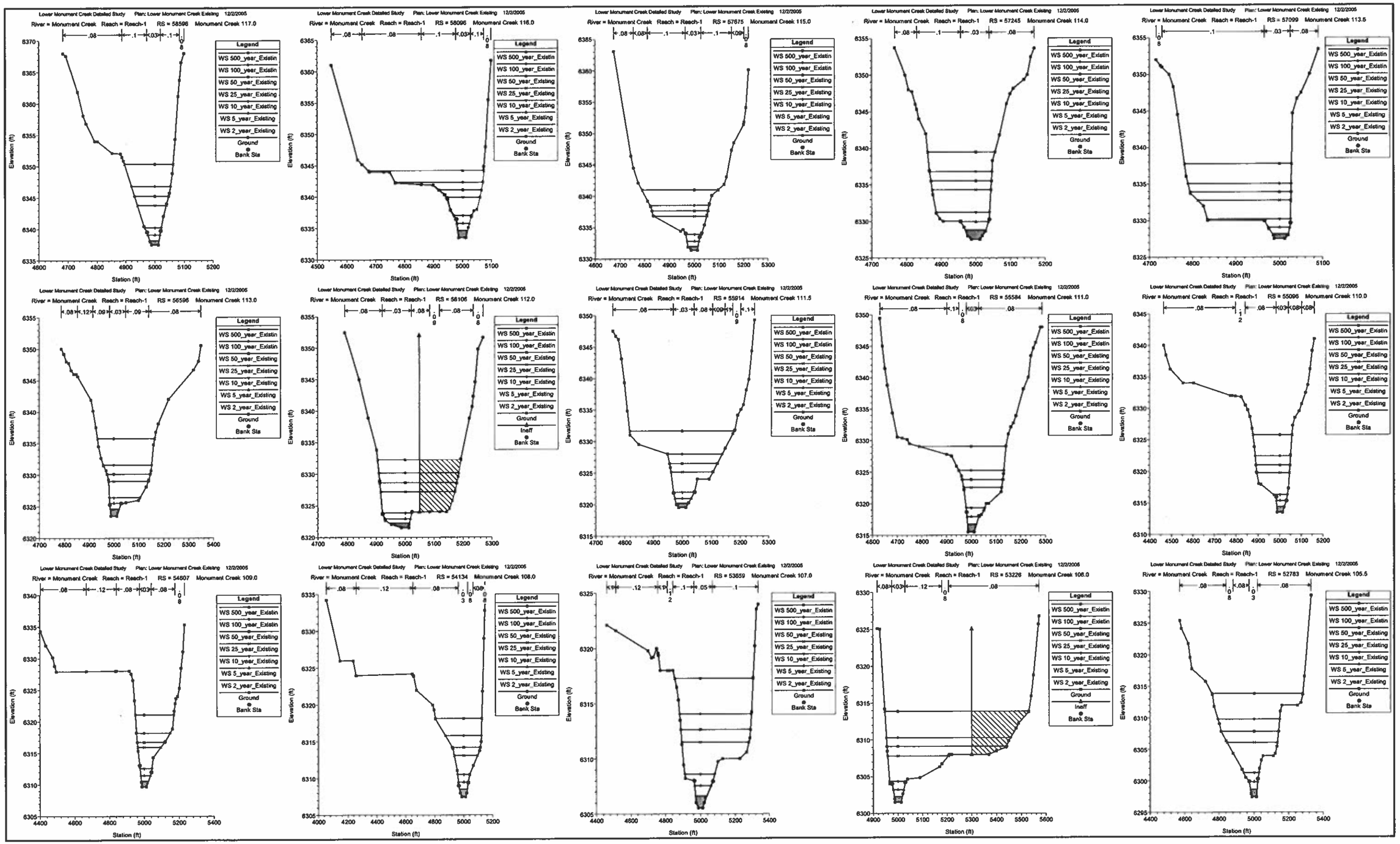
Lower Monument Creek Detailed Study Plan: Lower Monument Creek Existing 12/2/2005
River = Monument Creek Reach = Reach-1 RS = 58596 Monument Creek 117.0
River = Monument Creek Reach = Reach-1 RS = 58096 Monument Creek 116.0
River = Monument Creek Reach = Reach-1 RS = 57675 Monument Creek 115.0
River = Monument Creek Reach = Reach-1 RS = 57245 Monument Creek 114.0
River = Monument Creek Reach = Reach-1 RS = 57099 Monument Creek 113.5
River = Monument Creek Reach = Reach-1 RS = 56596 Monument Creek 113.0
River = Monument Creek Reach = Reach-1 RS = 56106 Monument Creek 112.0
River = Monument Creek Reach = Reach-1 RS = 55914 Monument Creek 111.5
River = Monument Creek Reach = Reach-1 RS = 55584 Monument Creek 111.0
River = Monument Creek Reach = Reach-1 RS = 55096 Monument Creek 110.0
River = Monument Creek Reach = Reach-1 RS = 54607 Monument Creek 109.0
River = Monument Creek Reach = Reach-1 RS = 54134 Monument Creek 108.0
River = Monument Creek Reach = Reach-1 RS = 53659 Monument Creek 107.0
River = Monument Creek Reach = Reach-1 RS = 53226 Monument Creek 106.0
River = Monument Creek Reach = Reach-1 RS = 52783 Monument Creek 105.5
Legend
WS 500_year_Existin
WS 100_year_Existin
WS 50_year_Existing
WS 25_year_Existing
WS 10_year_Existing
WS 5_year_Existing
WS 2_year_Existing
Ground
Ineff
Bank Sta
Elevation (ft)
Station (ft)

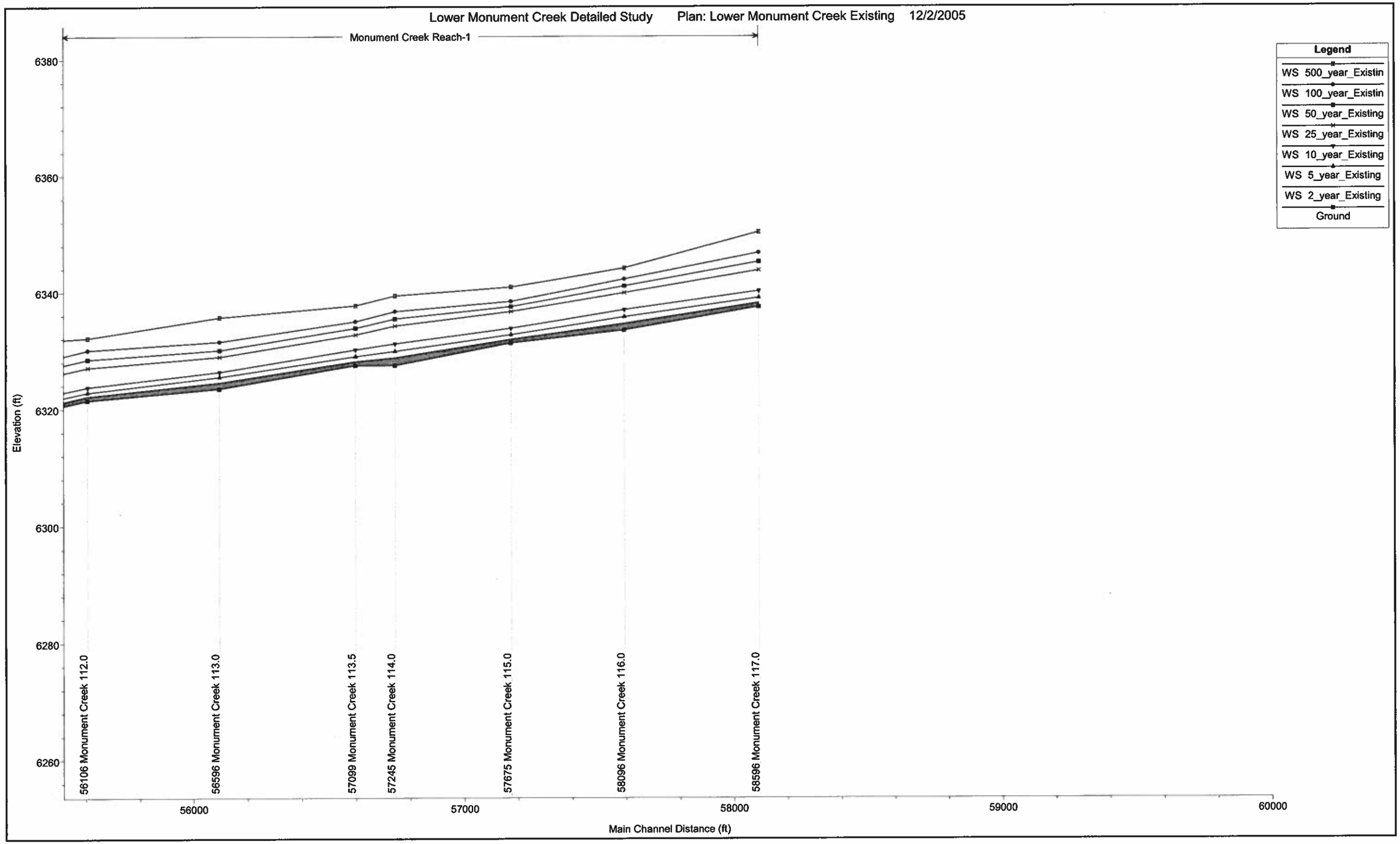
Lower Monument Creek Detailed Study
Plan: Lower Monument Creek Existing 12/2/2005
Monument Creek Reach-1
Legend
WS 500_year_Existin
WS 100_year_Existin
WS 50_year_Existing
WS 25_year_Existing
WS 10_year_Existing
WS 5_year_Existing
WS 2_year_Existing
Ground
Elevation (ft)
6380
6360
6340
6320
6300
6280
6260
56106 Monument Creek 112.0
56596 Monument Creek 113.0
57099 Monument Creek 113.5
57245 Monument Creek 114.0
57675 Monument Creek 115.0
58096 Monument Creek 116.0
58596 Monument Creek 117.0
56000
57000
58000
59000
60000
Main Channel Distance (ft)

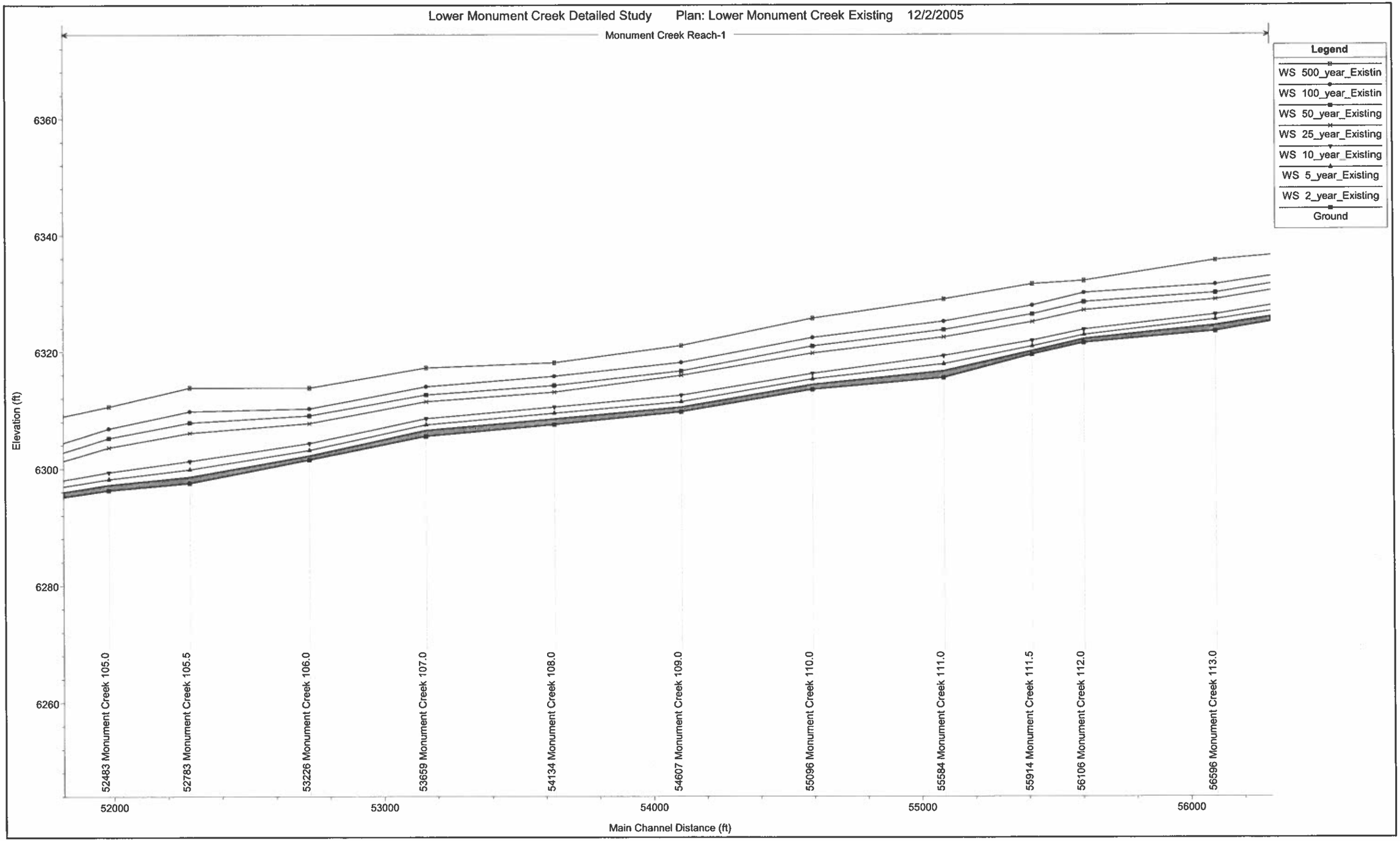
Lower Monument Creek Detailed Study Plan: Lower Monument Creek Existing 12/2/2005
Monument Creek Reach-1
Legend
WS 500_year_Existin
WS 100_year_Existin
WS 50_year_Existing
WS 25_year_Existing
WS 10_year_Existing
WS 5_year_Existing
WS 2_year_Existing
Ground
Elevation (ft)
6360
6340
6320
6300
6280
6260
52483 Monument Creek 105.0
52783 Monument Creek 105.5
53226 Monument Creek 106.0
53659 Monument Creek 107.0
54134 Monument Creek 108.0
54607 Monument Creek 109.0
55096 Monument Creek 110.0
55584 Monument Creek 111.0
55914 Monument Creek 111.5
56106 Monument Creek 112.0
56596 Monument Creek 113.0
52000
53000
54000
55000
56000
Main Channel Distance (ft)

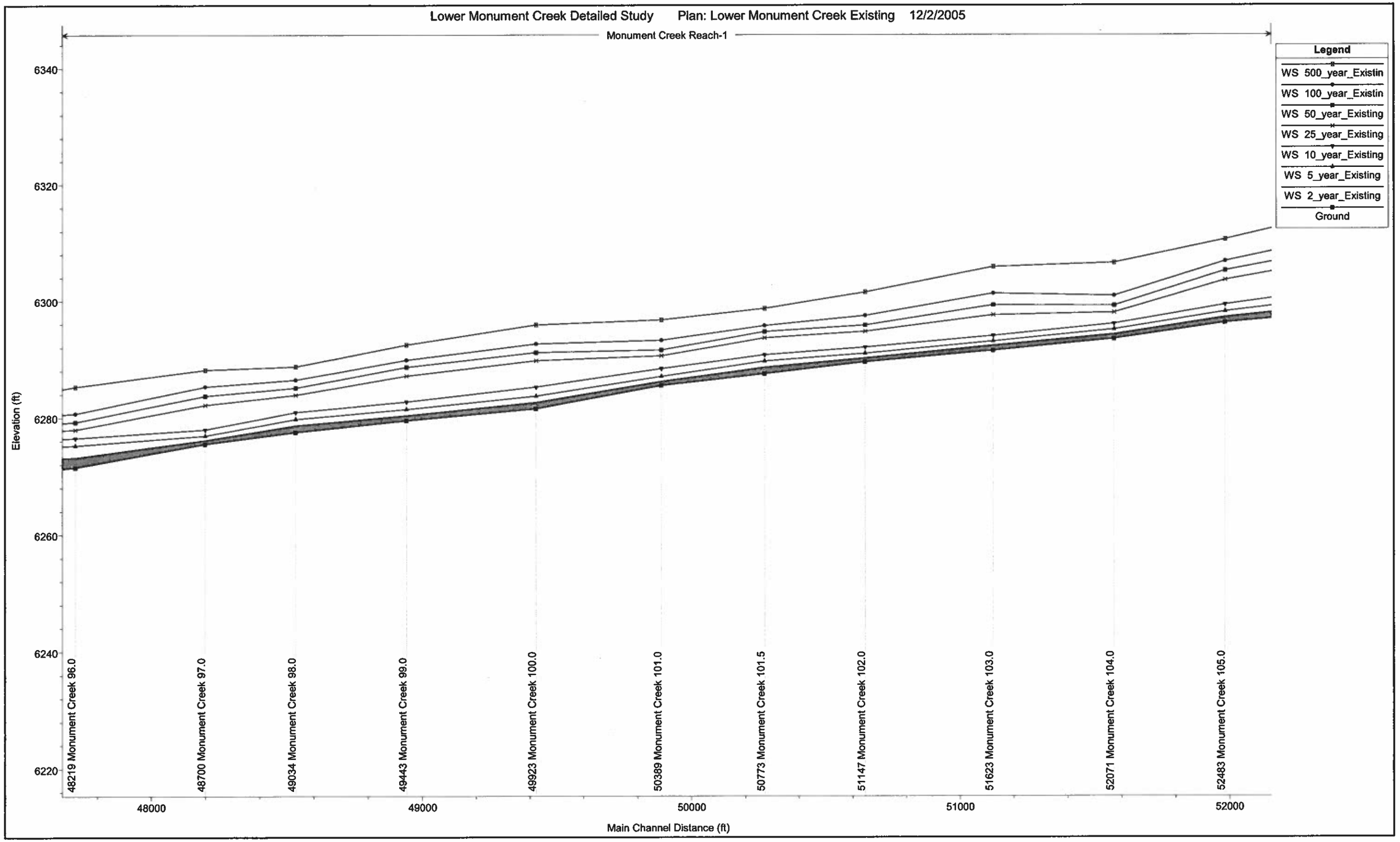
Lower Monument Creek Detailed Study Plan: Lower Monument Creek Existing 12/2/2005
Monument Creek Reach-1
Legend
WS 500_year_Existin
WS 100_year_Existin
WS 50_year_Existing
WS 25_year_Existing
WS 10_year_Existing
WS 5_year_Existing
WS 2_year_Existing
Ground
Elevation (ft)
6340
6320
6300
6280
6260
6240
6220
48219 Monument Creek 96.0
48700 Monument Creek 97.0
49034 Monument Creek 98.0
49443 Monument Creek 99.0
49923 Monument Creek 100.0
50389 Monument Creek 101.0
50773 Monument Creek 101.5
51147 Monument Creek 102.0
51623 Monument Creek 103.0
52071 Monument Creek 104.0
52483 Monument Creek 105.0
48000
49000
50000
51000
52000
Main Channel Distance (ft)

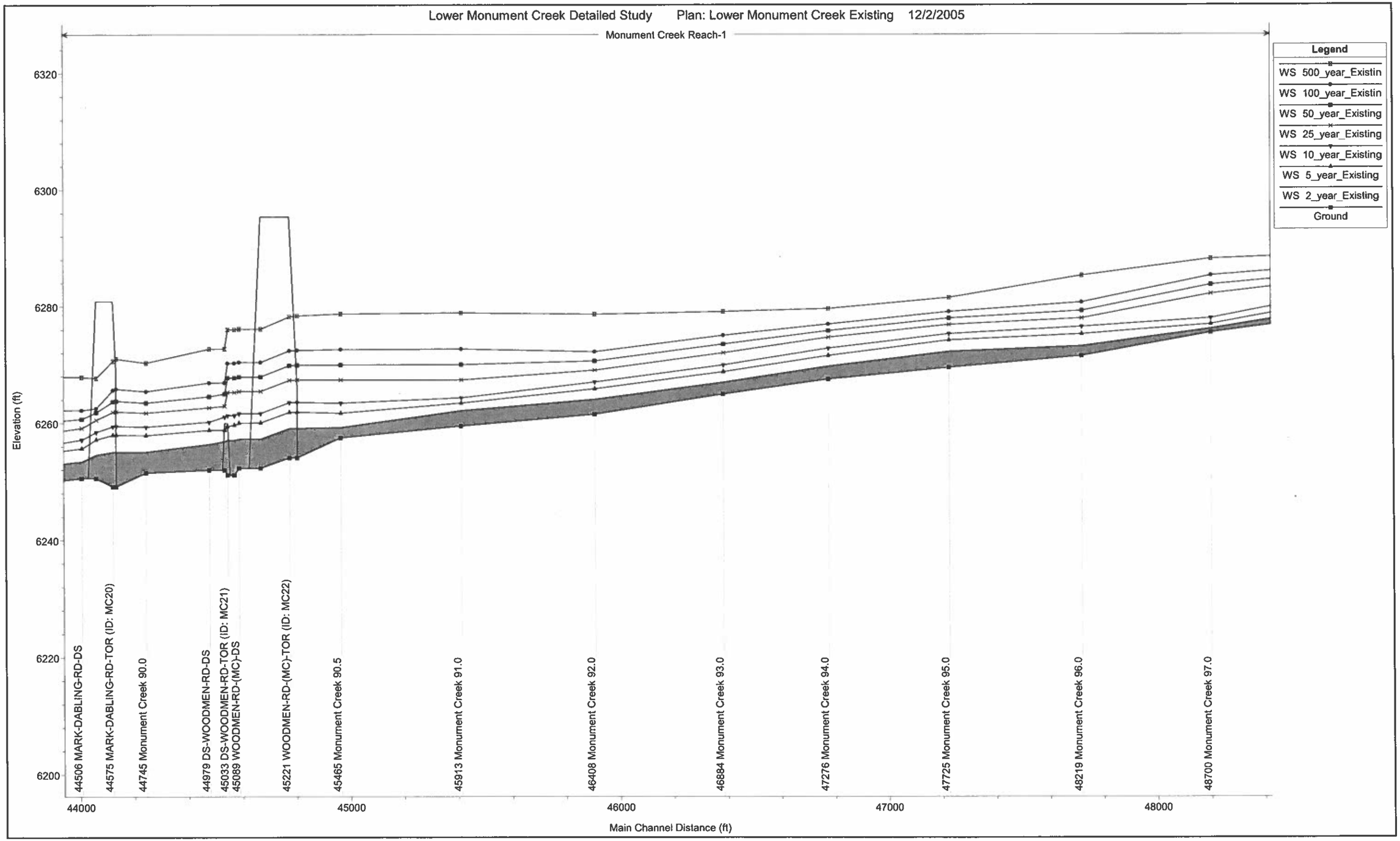
Lower Monument Creek Detailed Study Plan: Lower Monument Creek Existing 12/2/2005
Monument Creek Reach-1
Legend
WS 500_year_Existin
WS 100_year_Existin
WS 50_year_Existing
WS 25_year_Existing
WS 10_year_Existing
WS 5_year_Existing
WS 2_year_Existing
Ground
Elevation (ft)
6320
6300
6280
6260
6240
6220
6200
44506 MARK-DABLING-RD-DS
44575 MARK-DABLING-RD-TOR (ID: MC20)
44745 Monument Creek 90.0
44979 DS-WOODMEN-RD-DS
45033 DS-WOODMEN-RD-TOR (ID: MC21)
45089 WOODMEN-RD-(MC)-DS
45221 WOODMEN-RD-(MC)-TOR (ID: MC22)
45465 Monument Creek 90.5
45913 Monument Creek 91.0
46408 Monument Creek 92.0
46884 Monument Creek 93.0
47276 Monument Creek 94.0
47725 Monument Creek 95.0
48219 Monument Creek 96.0
48700 Monument Creek 97.0
44000
45000
46000
47000
48000
Main Channel Distance (ft)

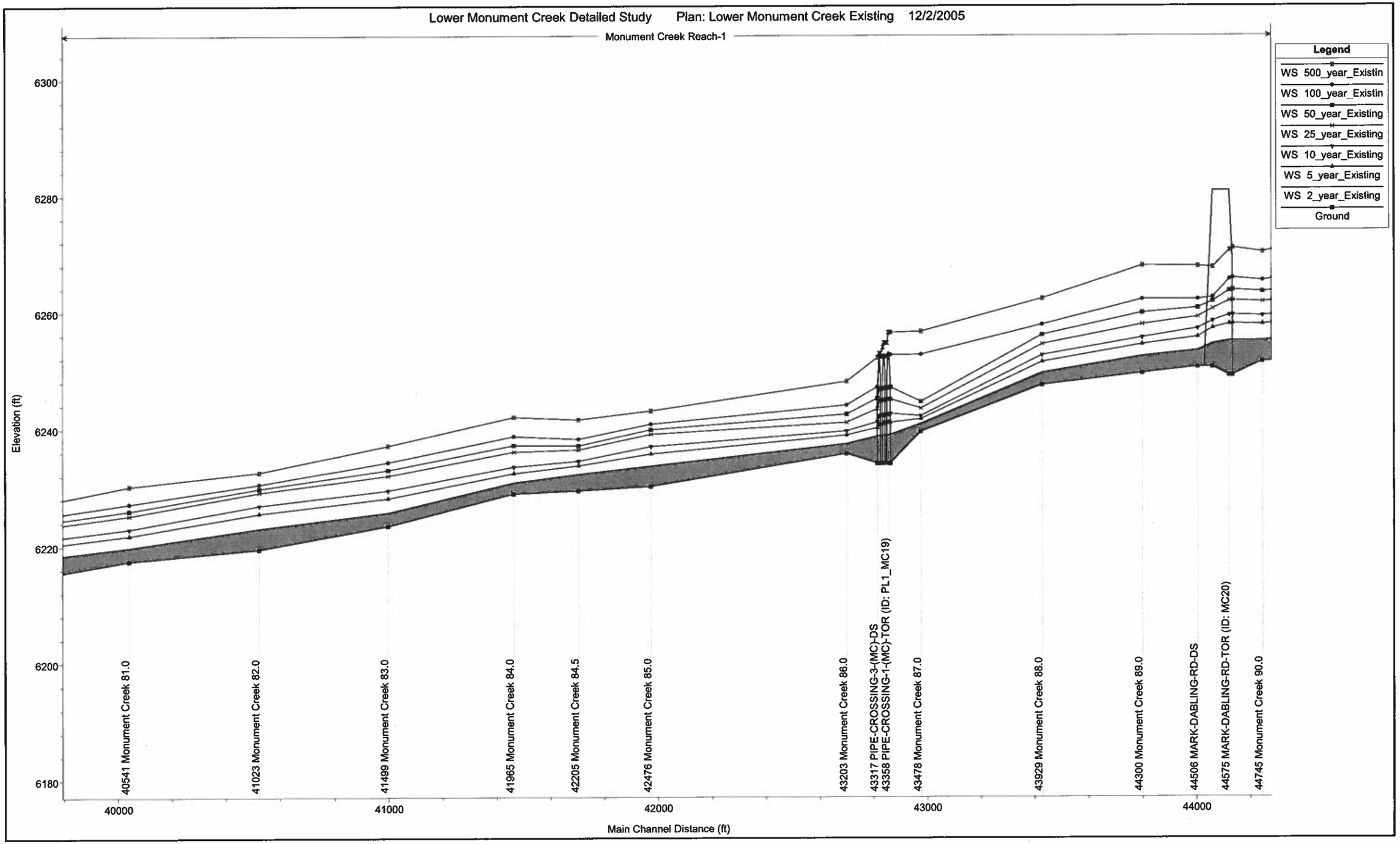
Lower Monument Creek Detailed Study Plan: Lower Monument Creek Existing 12/2/2005
Monument Creek Reach-1
Legend
WS 500_year_Existin
WS 100_year_Existin
WS 50_year_Existing
WS 25_year_Existing
WS 10_year_Existing
WS 5_year_Existing
WS 2_year_Existing
Ground
Elevation (ft)
6300
6280
6260
6240
6220
6200
6180
40541 Monument Creek 81.0
41023 Monument Creek 82.0
41499 Monument Creek 83.0
41965 Monument Creek 84.0
42205 Monument Creek 84.5
42476 Monument Creek 85.0
43203 Monument Creek 86.0
43317 PIPE-CROSSING-3-(MC)-DS
43358 PIPE-CROSSING-1-(MC)-TOR (ID: PL1_MC19)
43478 Monument Creek 87.0
43929 Monument Creek 88.0
44300 Monument Creek 89.0
44506 MARK-DABLING-RD-DS
44575 MARK-DABLING-RD-TOR (ID: MC20)
44745 Monument Creek 90.0
40000
41000
42000
43000
44000
Main Channel Distance (ft)

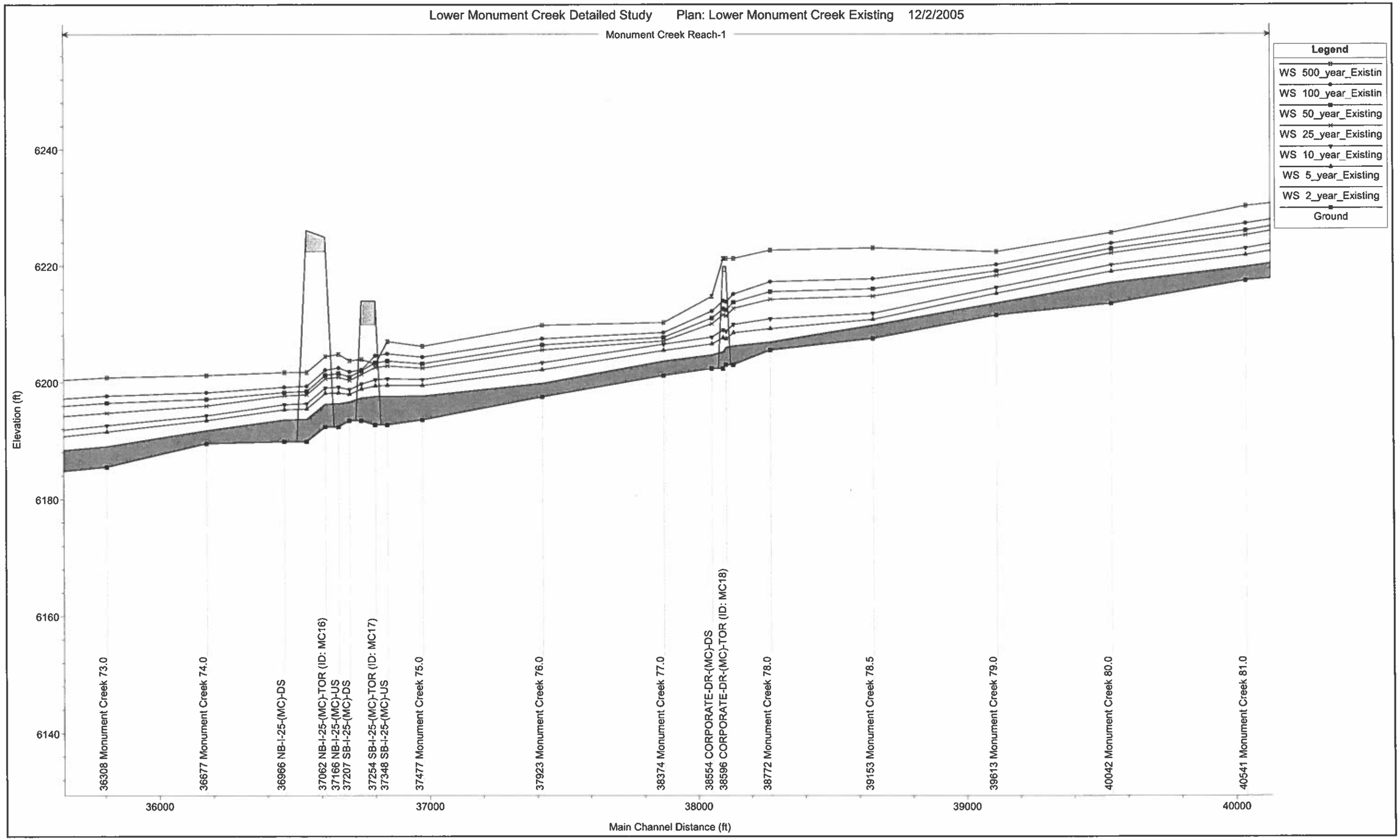
Lower Monument Creek Detailed Study Plan: Lower Monument Creek Existing 12/2/2005
Monument Creek Reach-1
Legend
WS 500_year_Existin
WS 100_year_Existin
WS 50_year_Existing
WS 25_year_Existing
WS 10_year_Existing
WS 5_year_Existing
WS 2_year_Existing
Ground
Elevation (ft)
6240
6220
6200
6180
6160
6140
36308 Monument Creek 73.0
36677 Monument Creek 74.0
36966 NB-I-25-(MC)-DS
37062 NB-I-25-(MC)-TOR (ID: MC16)
37166 NB-I-25-(MC)-US
37207 SB-I-25-(MC)-DS
37254 SB-I-25-(MC)-TOR (ID: MC17)
37348 SB-I-25-(MC)-US
37477 Monument Creek 75.0
37923 Monument Creek 76.0
38374 Monument Creek 77.0
38554 CORPORATE-DR-(MC)-DS
38596 CORPORATE-DR-(MC)-TOR (ID: MC18)
38772 Monument Creek 78.0
39153 Monument Creek 78.5
39613 Monument Creek 79.0
40042 Monument Creek 80.0
40541 Monument Creek 81.0
36000
37000
38000
39000
40000
Main Channel Distance (ft)

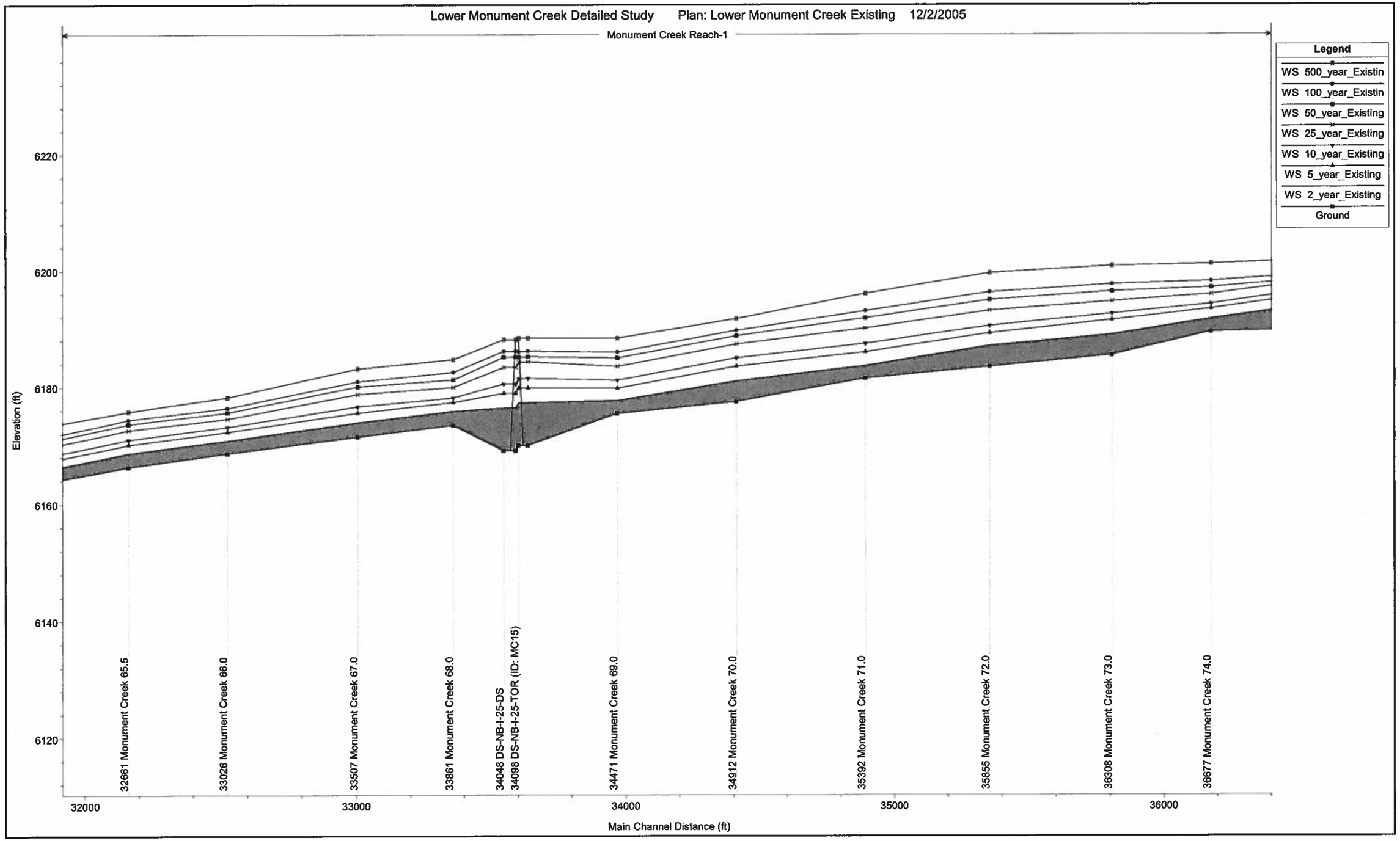
Lower Monument Creek Detailed Study Plan: Lower Monument Creek Existing 12/2/2005
Monument Creek Reach-1
Legend
WS 500_year_Existin
WS 100_year_Existin
WS 50_year_Existing
WS 25_year_Existing
WS 10_year_Existing
WS 5_year_Existing
WS 2_year_Existing
Ground
Elevation (ft)
6220
6200
6180
6160
6140
6120
32661 Monument Creek 65.5
33026 Monument Creek 66.0
33507 Monument Creek 67.0
33861 Monument Creek 68.0
34048 DS-NB-I-25-DS
34098 DS-NB-I-25-TOR (ID: MC15)
34471 Monument Creek 69.0
34912 Monument Creek 70.0
35392 Monument Creek 71.0
35855 Monument Creek 72.0
36308 Monument Creek 73.0
36677 Monument Creek 74.0
32000
33000
34000
35000
36000
Main Channel Distance (ft)

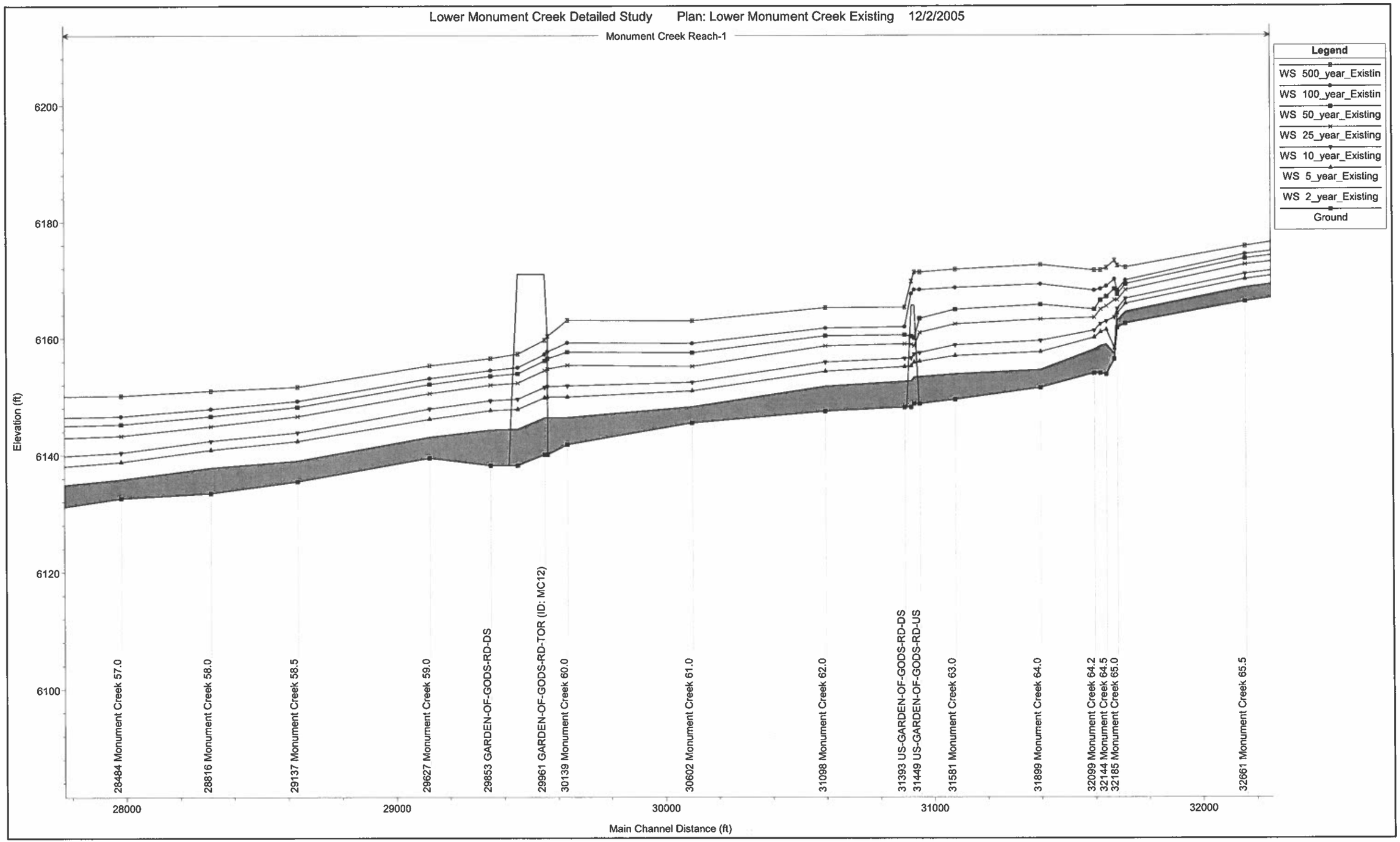
Lower Monument Creek Detailed Study Plan: Lower Monument Creek Existing 12/2/2005
Monument Creek Reach-1
Legend
WS 500_year_Existin
WS 100_year_Existin
WS 50_year_Existing
WS 25_year_Existing
WS 10_year_Existing
WS 5_year_Existing
WS 2_year_Existing
Ground
Elevation (ft)
6200
6180
6160
6140
6120
6100
28484 Monument Creek 57.0
28816 Monument Creek 58.0
29137 Monument Creek 58.5
29627 Monument Creek 59.0
29853 GARDEN-OF-GODS-RD-DS
29961 GARDEN-OF-GODS-RD-TOR (ID: MC12)
30139 Monument Creek 60.0
30602 Monument Creek 61.0
31098 Monument Creek 62.0
31393 US-GARDEN-OF-GODS-RD-DS
31449 US-GARDEN-OF-GODS-RD-US
31581 Monument Creek 63.0
31899 Monument Creek 64.0
32099 Monument Creek 64.2
32144 Monument Creek 64.5
32185 Monument Creek 65.0
32661 Monument Creek 65.5
28000
29000
30000
31000
32000
Main Channel Distance (ft)

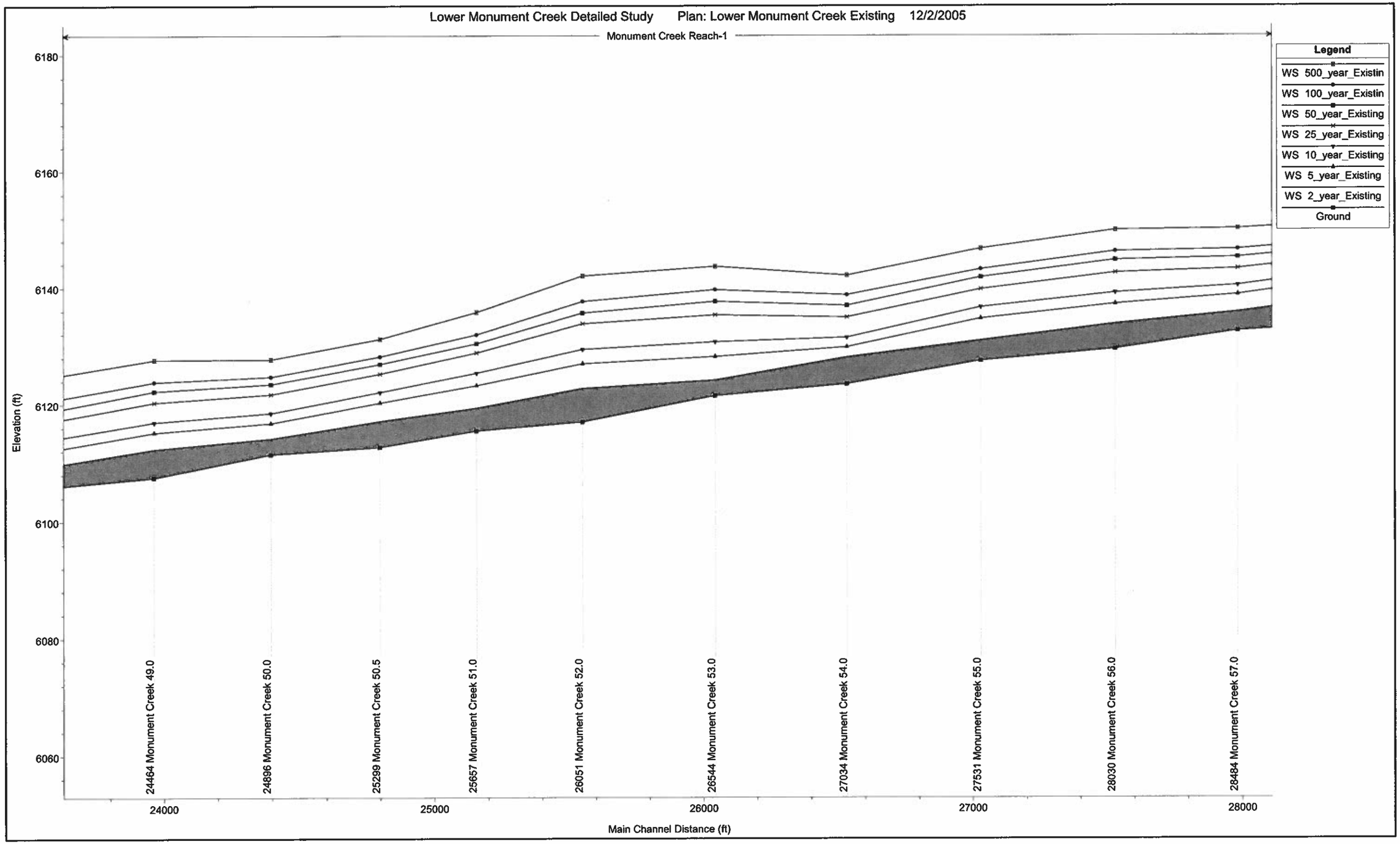
Lower Monument Creek Detailed Study Plan: Lower Monument Creek Existing 12/2/2005
Monument Creek Reach-1
Legend
WS 500_year_Existin
WS 100_year_Existin
WS 50_year_Existing
WS 25_year_Existing
WS 10_year_Existing
WS 5_year_Existing
WS 2_year_Existing
Ground
Elevation (ft)
6180
6160
6140
6120
6100
6080
6060
24464 Monument Creek 49.0
24896 Monument Creek 50.0
25299 Monument Creek 50.5
25657 Monument Creek 51.0
26051 Monument Creek 52.0
26544 Monument Creek 53.0
27034 Monument Creek 54.0
27531 Monument Creek 55.0
28030 Monument Creek 56.0
28484 Monument Creek 57.0
24000
25000
26000
27000
28000
Main Channel Distance (ft)

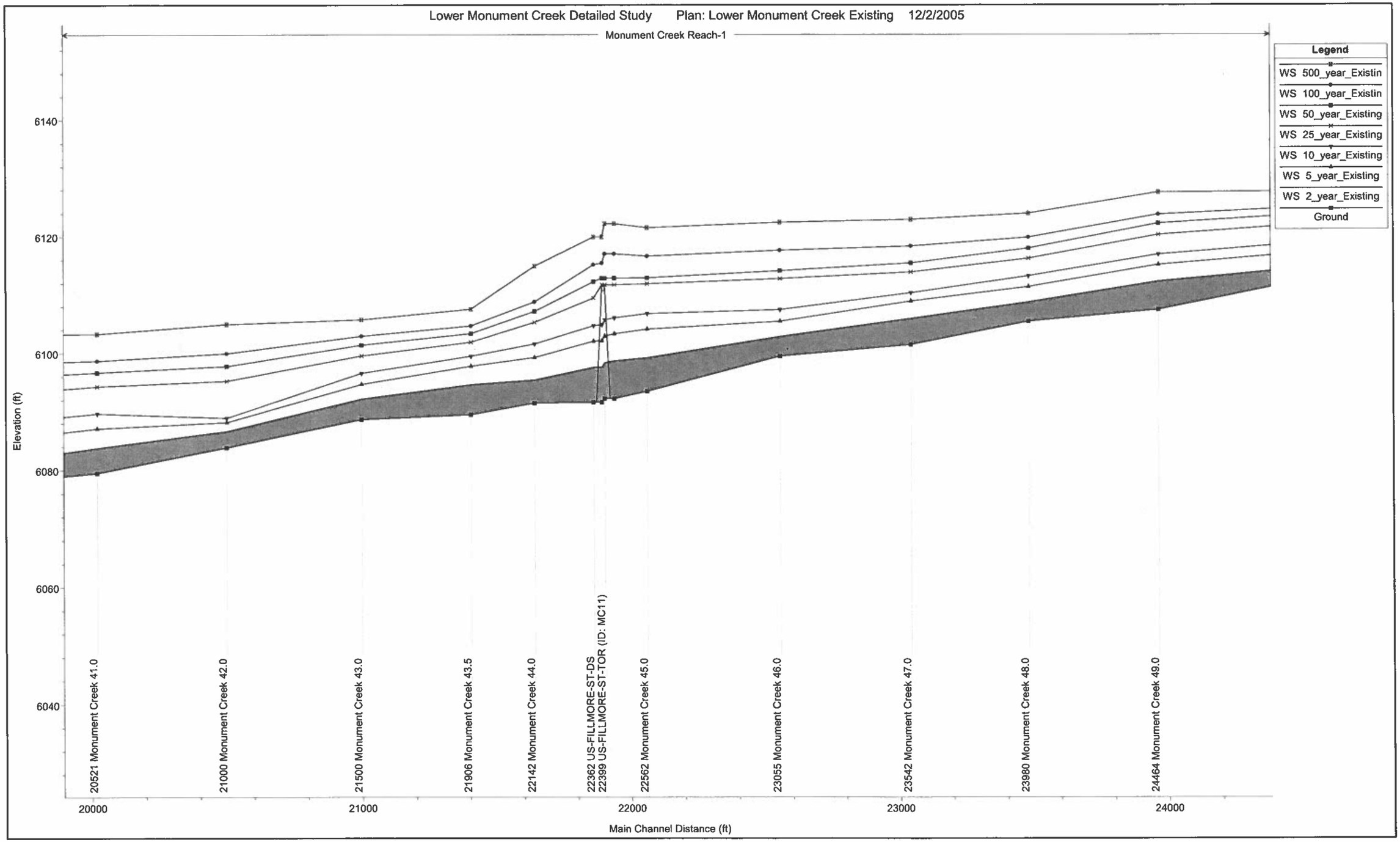
Lower Monument Creek Detailed Study Plan: Lower Monument Creek Existing 12/2/2005
Monument Creek Reach-1
Legend
WS 500_year_Existin
WS 100_year_Existin
WS 50_year_Existing
WS 25_year_Existing
WS 10_year_Existing
WS 5_year_Existing
WS 2_year_Existing
Ground
Elevation (ft)
6140
6120
6100
6080
6060
6040
20521 Monument Creek 41.0
21000 Monument Creek 42.0
21500 Monument Creek 43.0
21906 Monument Creek 43.5
22142 Monument Creek 44.0
22362 US-FILLMORE-ST-DS
22399 US-FILLMORE-ST-TOR (ID: MC11)
22562 Monument Creek 45.0
23055 Monument Creek 46.0
23542 Monument Creek 47.0
23980 Monument Creek 48.0
24464 Monument Creek 49.0
20000
21000
22000
23000
24000
Main Channel Distance (ft)

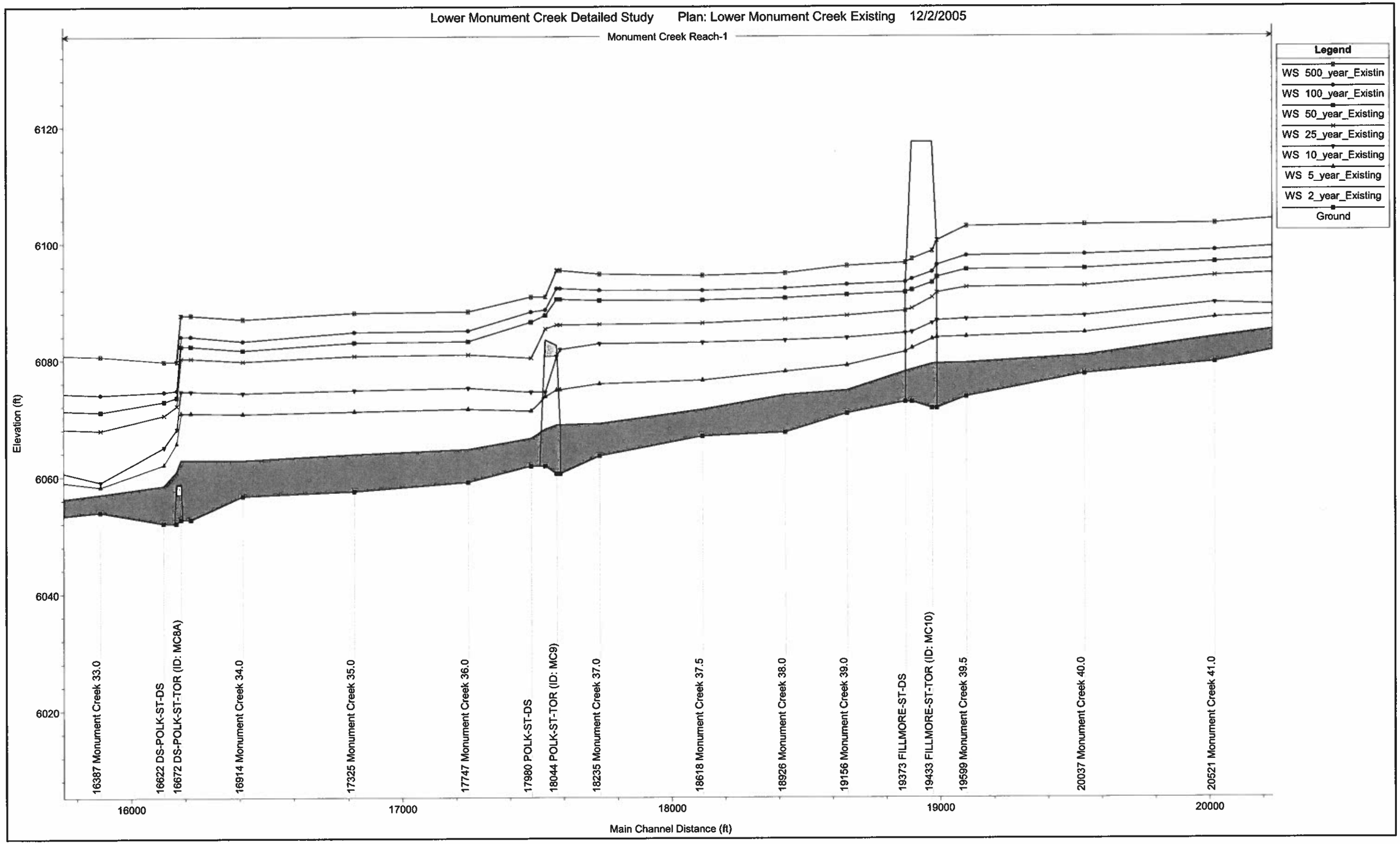
Lower Monument Creek Detailed Study Plan: Lower Monument Creek Existing 12/2/2005
Monument Creek Reach-1
Legend
WS 500_year_Existin
WS 100_year_Existin
WS 50_year_Existing
WS 25_year_Existing
WS 10_year_Existing
WS 5_year_Existing
WS 2_year_Existing
Ground
Elevation (ft)
6120
6100
6080
6060
6040
6020
16387 Monument Creek 33.0
16622 DS-POLK-ST-DS
16672 DS-POLK-ST-TOR (ID: MC8A)
16914 Monument Creek 34.0
17325 Monument Creek 35.0
17747 Monument Creek 36.0
17980 POLK-ST-DS
18044 POLK-ST-TOR (ID: MC9)
18235 Monument Creek 37.0
18618 Monument Creek 37.5
18926 Monument Creek 38.0
19156 Monument Creek 39.0
19373 FILLMORE-ST-DS
19433 FILLMORE-ST-TOR (ID: MC10)
19599 Monument Creek 39.5
20037 Monument Creek 40.0
20521 Monument Creek 41.0
16000
17000
18000
19000
20000
Main Channel Distance (ft)

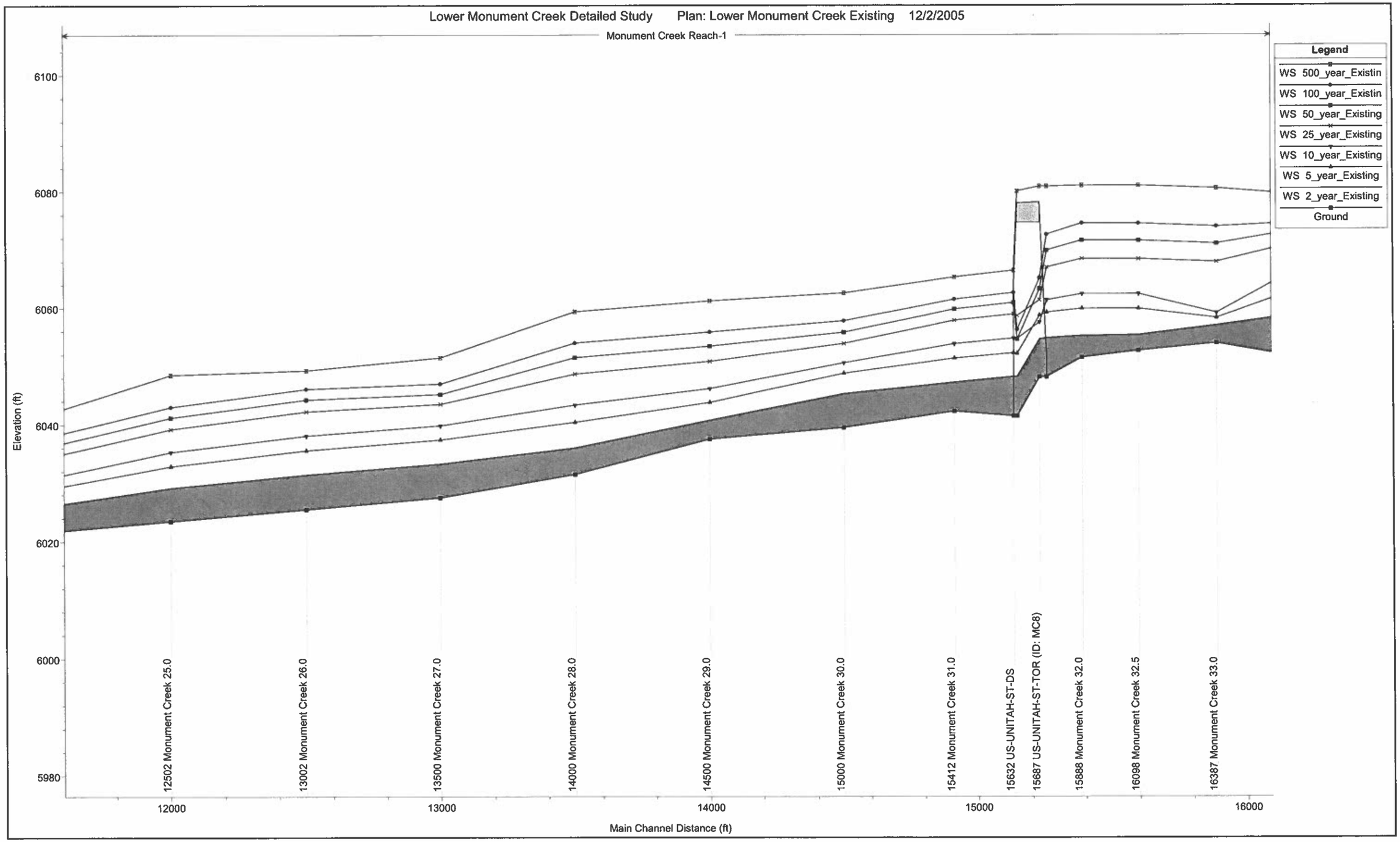
Lower Monument Creek Detailed Study Plan: Lower Monument Creek Existing 12/2/2005
Monument Creek Reach-1
Legend
WS 500_year_Existin
WS 100_year_Existin
WS 50_year_Existing
WS 25_year_Existing
WS 10_year_Existing
WS 5_year_Existing
WS 2_year_Existing
Ground
Elevation (ft)
6100
6080
6060
6040
6020
6000
5980
12502 Monument Creek 25.0
13002 Monument Creek 26.0
13500 Monument Creek 27.0
14000 Monument Creek 28.0
14500 Monument Creek 29.0
15000 Monument Creek 30.0
15412 Monument Creek 31.0
15632 US-UNITAH-ST-DS
15687 US-UNITAH-ST-TOR (ID: MC8)
15888 Monument Creek 32.0
16098 Monument Creek 32.5
16387 Monument Creek 33.0
12000
13000
14000
15000
16000
Main Channel Distance (ft)

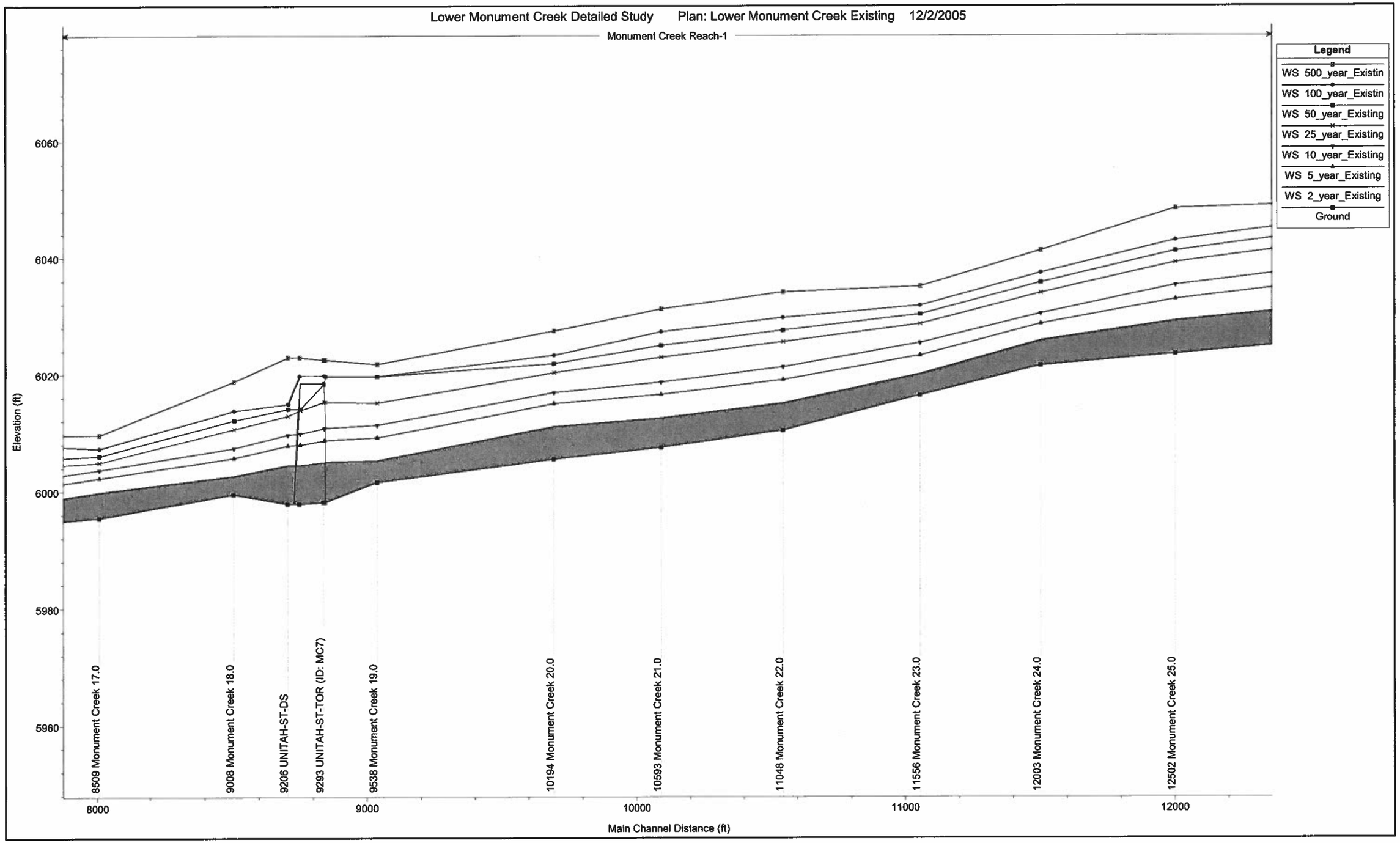
Lower Monument Creek Detailed Study Plan: Lower Monument Creek Existing 12/2/2005
Monument Creek Reach-1
Legend
WS 500_year_Existin
WS 100_year_Existin
WS 50_year_Existing
WS 25_year_Existing
WS 10_year_Existing
WS 5_year_Existing
WS 2_year_Existing
Ground
Elevation (ft)
6060
6040
6020
6000
5980
5960
8509 Monument Creek 17.0
9008 Monument Creek 18.0
9206 UNITAH-ST-DS
9293 UNITAH-ST-TOR (ID: MC7)
9538 Monument Creek 19.0
10194 Monument Creek 20.0
10593 Monument Creek 21.0
11048 Monument Creek 22.0
11556 Monument Creek 23.0
12003 Monument Creek 24.0
12502 Monument Creek 25.0
8000
9000
10000
11000
12000
Main Channel Distance (ft)

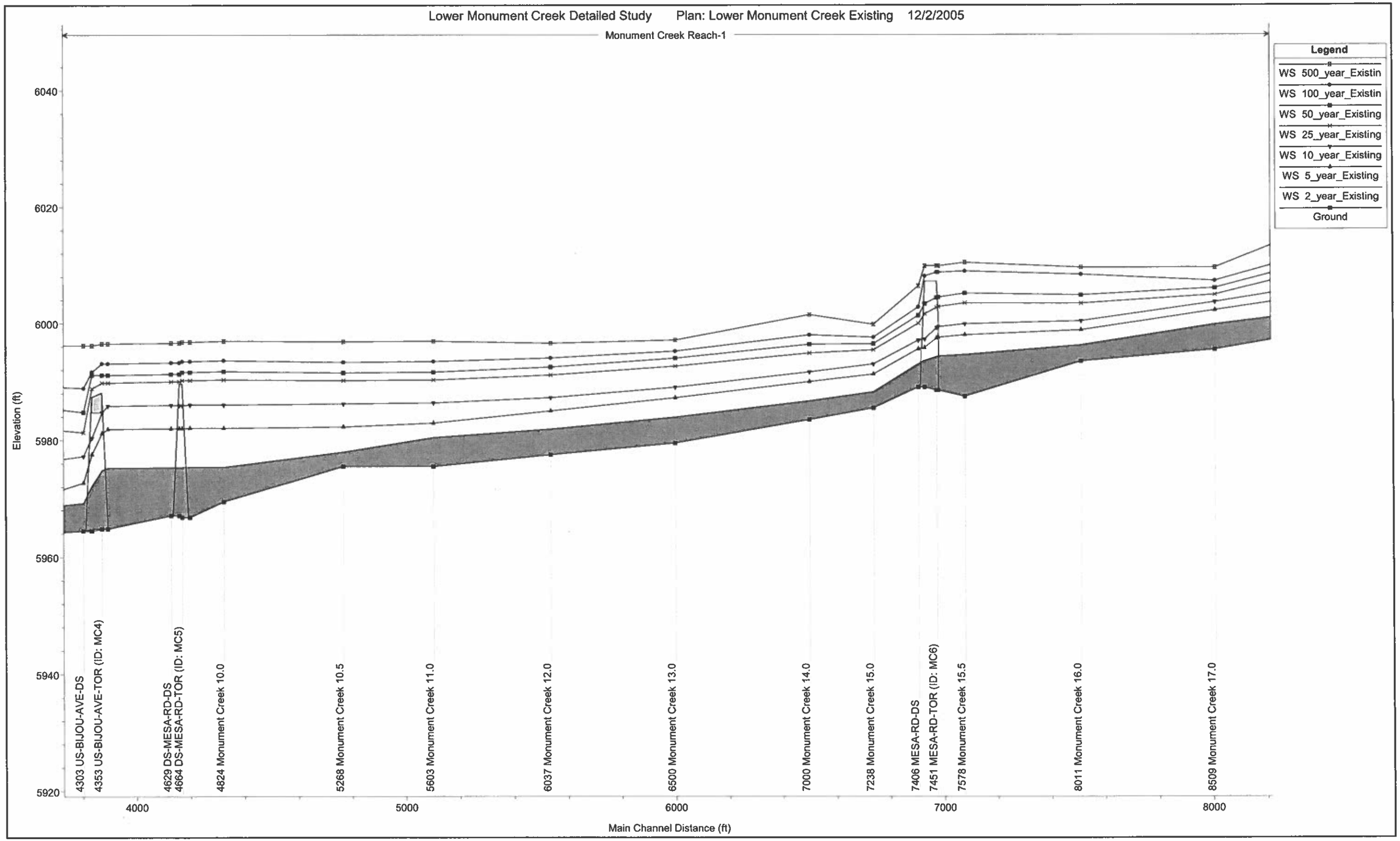
Lower Monument Creek Detailed Study Plan: Lower Monument Creek Existing 12/2/2005
Monument Creek Reach-1
Legend
WS 500_year_Existin
WS 100_year_Existin
WS 50_year_Existing
WS 25_year_Existing
WS 10_year_Existing
WS 5_year_Existing
WS 2_year_Existing
Ground
Elevation (ft)
6040
6020
6000
5980
5960
5940
5920
4303 US-BIJOU-AVE-DS
4353 US-BIJOU-AVE-TOR (ID: MC4)
4629 DS-MESA-RD-DS
4664 DS-MESA-RD-TOR (ID: MC5)
4824 Monument Creek 10.0
5268 Monument Creek 10.5
5603 Monument Creek 11.0
6037 Monument Creek 12.0
6500 Monument Creek 13.0
7000 Monument Creek 14.0
7238 Monument Creek 15.0
7406 MESA-RD-DS
7451 MESA-RD-TOR (ID: MC6)
7578 Monument Creek 15.5
8011 Monument Creek 16.0
8509 Monument Creek 17.0
4000
5000
6000
7000
8000
Main Channel Distance (ft)

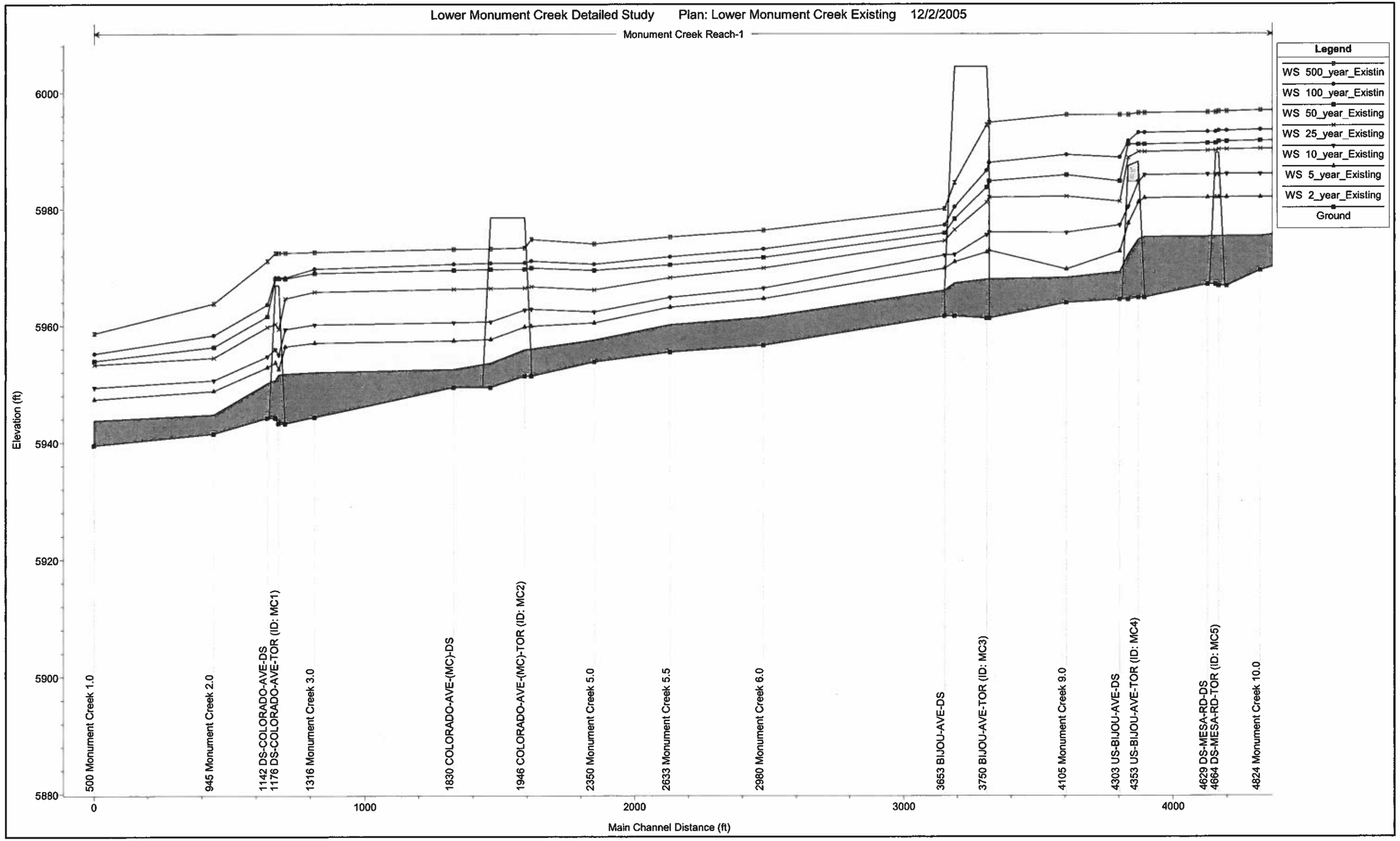
Lower Monument Creek Detailed Study Plan: Lower Monument Creek Existing 12/2/2005
Monument Creek Reach-1
Legend
WS 500_year_Existin
WS 100_year_Existin
WS 50_year_Existing
WS 25_year_Existing
WS 10_year_Existing
WS 5_year_Existing
WS 2_year_Existing
Ground
Elevation (ft)
6000
5980
5960
5940
5920
5900
5880
500 Monument Creek 1.0
945 Monument Creek 2.0
1142 DS-COLORADO-AVE-DS
1176 DS-COLORADO-AVE-TOR (ID: MC1)
1316 Monument Creek 3.0
1830 COLORADO-AVE-(MC)-DS
1946 COLORADO-AVE-(MC)-TOR (ID: MC2)
2350 Monument Creek 5.0
2633 Monument Creek 5.5
2980 Monument Creek 6.0
3653 BIJOU-AVE-DS
3750 BIJOU-AVE-TOR (ID: MC3)
4105 Monument Creek 9.0
4303 US-BIJOU-AVE-DS
4353 US-BIJOU-AVE-TOR (ID: MC4)
4629 DS-MESA-RD-DS
4664 DS-MESA-RD-TOR (ID: MC5)
4824 Monument Creek 10.0
0
1000
2000
3000
4000
Main Channel Distance (ft)

HEC-RAS Plan: UMC Future River: Monument Creek Reach: Reach-1 (Continued)

Reach	River Sta	Profile	Q Total	Min Ch El	W.S. Elev	Crit W.S.	E.G. Elev	E.G. Slope	Vel Chnl	Flow Area	Top Width	Froude # Chl
			(cfs)	(ft)	(ft)	(ft)	(ft)	(ft/ft)	(ft/s)	(sq ft)	(ft)	
Reach-1	112597	2_year_Future	220.00	6690.00	6691.89	6691.20	6692.02	0.003941	2.88	76.47	56.46	0.43
Reach-1	112597	5_year_Future	680.00	6690.00	6693.04	6692.26	6693.33	0.004271	4.48	186.50	108.92	0.50
Reach-1	112597	10_year_Future	1200.00	6690.00	6693.94		6694.34	0.004209	5.45	288.31	116.80	0.52
Reach-1	112597	25_year_Future	3800.00	6690.00	6696.18		6697.09	0.005565	8.78	722.15	253.73	0.65
Reach-1	112597	50_year_Future	5500.00	6690.00	6697.18		6698.24	0.005648	9.86	978.97	261.93	0.67
Reach-1	112597	100_year_Future	7700.00	6690.00	6698.23		6699.47	0.005792	11.01	1257.99	268.68	0.70
Reach-1	112597	500_year_Future	14000.00	6690.00	6700.42		6702.33	0.006883	14.18	1866.12	309.74	0.79
Reach-1	112151	2_year_Future	220.00	6686.70	6688.04	6688.04	6686.54	0.021439	5.69	39.43	56.12	0.97
Reach-1	112151	5_year_Future	680.00	6686.70	6689.13	6689.13	6689.97	0.015930	7.74	112.91	76.65	0.93
Reach-1	112151	10_year_Future	1200.00	6686.70	6689.94	6689.94	6691.06	0.014843	9.25	180.01	89.22	0.95
Reach-1	112151	25_year_Future	3800.00	6686.70	6692.87	6692.87	6694.07	0.008268	10.93	716.62	295.57	0.79
Reach-1	112151	50_year_Future	5500.00	6686.70	6693.80	6693.80	6695.03	0.009246	12.50	933.95	299.90	0.86
Reach-1	112151	100_year_Future	7700.00	6686.70	6694.37	6694.37	6696.06	0.010232	14.15	1166.19	304.46	0.92
Reach-1	112151	500_year_Future	14000.00	6686.70	6696.22	6696.06	6698.44	0.011179	17.17	1740.49	313.47	1.00
Reach-1	111700	2_year_Future	220.00	6683.84	6685.27	6684.67	6685.35	0.003275	2.21	99.53	93.78	0.38
Reach-1	111700	5_year_Future	680.00	6683.84	6686.36	6685.40	6686.52	0.003221	3.16	215.42	117.33	0.41
Reach-1	111700	10_year_Future	1200.00	6683.84	6687.18	6685.96	6687.40	0.003084	3.79	317.50	136.12	0.42
Reach-1	111700	25_year_Future	3800.00	6683.84	6689.21	6687.72	6689.81	0.003951	6.38	664.66	198.33	0.53
Reach-1	111700	50_year_Future	5500.00	6683.84	6690.06	6688.67	6690.90	0.004427	7.57	839.76	211.07	0.58
Reach-1	111700	100_year_Future	7700.00	6683.84	6691.02	6689.60	6692.12	0.004755	8.76	1046.14	218.64	0.61
Reach-1	111700	500_year_Future	14000.00	6683.84	6693.20		6694.94	0.005305	11.27	1574.63	264.08	0.68
Reach-1	111401	2_year_Future	220.00	6682.00	6682.96	6682.90	6683.32	0.020710	4.83	45.52	52.77	0.92
Reach-1	111401	5_year_Future	680.00	6682.00	6683.97	6683.83	6684.63	0.016079	6.51	104.38	63.81	0.90
Reach-1	111401	10_year_Future	1200.00	6682.00	6684.67	6684.67	6685.59	0.014866	7.77	176.04	142.42	0.91
Reach-1	111401	25_year_Future	3800.00	6682.00	6686.80		6687.98	0.009936	9.88	609.78	232.14	0.83
Reach-1	111401	50_year_Future	5500.00	6682.00	6687.88		6689.10	0.008226	10.41	867.48	245.43	0.78
Reach-1	111401	100_year_Future	7700.00	6682.00	6689.33		6690.50	0.006157	10.54	1254.06	294.45	0.71
Reach-1	111401	500_year_Future	14000.00	6682.00	6691.79		6693.22	0.005582	12.29	2053.62	338.49	0.71
Reach-1	111011	2_year_Future	220.00	6678.00	6680.33		6680.46	0.003591	2.91	78.91	72.50	0.42
Reach-1	111011	5_year_Future	680.00	6678.00	6681.53		6681.80	0.003864	4.46	215.54	155.34	0.48
Reach-1	111011	10_year_Future	1200.00	6678.00	6682.33	6681.48	6682.69	0.003946	5.36	355.51	181.18	0.50
Reach-1	111011	25_year_Future	3800.00	6678.00	6684.75		6685.40	0.004245	7.89	818.22	198.26	0.57
Reach-1	111011	50_year_Future	5500.00	6678.00	6685.91		6686.70	0.004329	8.97	1050.53	204.41	0.59
Reach-1	111011	100_year_Future	7700.00	6678.00	6687.17		6688.31	0.005081	10.84	1383.96	301.88	0.66
Reach-1	111011	500_year_Future	14000.00	6678.00	6690.09		6691.29	0.004121	11.92	2303.10	322.36	0.63
Reach-1	110523	2_year_Future	220.00	6676.00	6677.70		6677.93	0.008043	3.82	57.55	46.11	0.60
Reach-1	110523	5_year_Future	680.00	6676.00	6678.92		6679.34	0.006775	5.38	161.53	123.87	0.62
Reach-1	110523	10_year_Future	1200.00	6676.00	6679.77		6680.30	0.006203	6.30	287.40	173.12	0.62
Reach-1	110523	25_year_Future	3800.00	6676.00	6682.09		6682.93	0.005990	8.89	733.14	206.07	0.67
Reach-1	110523	50_year_Future	5500.00	6676.00	6683.15		6684.18	0.006138	10.11	959.32	222.62	0.69
Reach-1	110523	100_year_Future	7700.00	6676.00	6684.25		6685.52	0.006423	11.47	1213.71	239.88	0.73
Reach-1	110523	500_year_Future	14000.00	6676.00	6688.49		6688.52	0.007784	14.96	1795.21	287.69	0.84
Reach-1	110156	2_year_Future	220.00	6674.00	6675.68	6675.03	6675.81	0.004224	2.91	75.60	56.87	0.44
Reach-1	110156	5_year_Future	680.00	6674.00	6676.94		6677.23	0.004825	4.33	158.28	74.96	0.52
Reach-1	110156	10_year_Future	1200.00	6674.00	6677.79		6678.23	0.005049	5.39	240.59	134.99	0.55
Reach-1	110156	25_year_Future	3800.00	6674.00	6680.34		6681.06	0.004231	7.49	775.85	249.72	0.56
Reach-1	110156	50_year_Future	5500.00	6674.00	6681.21		6682.16	0.004850	8.85	1004.26	278.24	0.62
Reach-1	110156	100_year_Future	7700.00	6674.00	6682.19		6683.37	0.005236	10.11	1292.61	310.54	0.66
Reach-1	110156	500_year_Future	14000.00	6674.00	6684.54		6686.06	0.005203	12.13	2089.45	358.96	0.69
Reach-1	109697	2_year_Future	220.00	6672.00	6673.12	6672.78	6673.28	0.007496	3.22	68.30	67.82	0.57
Reach-1	109697	5_year_Future	680.00	6672.00	6674.07		6674.45	0.007793	4.93	146.58	126.81	0.64
Reach-1	109697	10_year_Future	1200.00	6672.00	6674.69		6675.26	0.008546	6.24	230.23	146.41	0.70
Reach-1	109697	25_year_Future	3800.00	6672.00	6676.31	6675.94	6677.84	0.012839	10.72	519.25	233.67	0.93
Reach-1	109697	50_year_Future	5500.00	6672.00	6677.29	6677.29	6678.89	0.010885	11.39	761.43	258.65	0.89
Reach-1	109697	100_year_Future	7700.00	6672.00	6678.24	6678.24	6680.03	0.010353	12.45	1015.95	276.63	0.89
Reach-1	109697	500_year_Future	14000.00	6672.00	6680.05	6680.05	6682.58	0.011213	15.45	1532.23	291.85	0.97
Reach-1	109122	2_year_Future	220.00	6667.68	6668.91		6669.04	0.007198	2.93	75.03	83.46	0.54
Reach-1	109122	5_year_Future	680.00	6667.68	6669.83	6669.29	6670.12	0.007194	4.30	160.61	144.02	0.60
Reach-1	109122	10_year_Future	1200.00	6667.68	6670.47	6670.00	6670.84	0.006753	5.05	298.33	236.40	0.61
Reach-1	109122	25_year_Future	3800.00	6667.68	6672.50		6673.10	0.005187	6.90	816.22	273.82	0.60
Reach-1	109122	50_year_Future	5500.00	6667.68	6673.55	6672.24	6674.25	0.004675	7.61	1114.54	295.30	0.59
Reach-1	109122	100_year_Future	7700.00	6667.68	6674.75	6673.01	6675.53	0.004127	8.21	1483.07	319.80	0.57
Reach-1	109122	500_year_Future	14000.00	6667.68	6677.50	6674.91	6678.47	0.003433	9.50	2428.49	362.01	0.55
Reach-1	108606	2_year_Future	220.00	6664.00	6665.23	6664.86	6665.37	0.007009	2.99	73.56	77.81	0.54
Reach-1	108606	5_year_Future	680.00	6664.00	6666.15	6665.64	6666.45	0.007013	4.41	157.60	104.81	0.60
Reach-1	108606	10_year_Future	1200.00	6664.00	6666.84	6666.23	6667.29	0.006999	5.44	236.39	124.79	0.63
Reach-1	108606	25_year_Future	3800.00	6664.00	6668.97	6668.24	6669.98	0.007006	8.38	553.76	161.08	0.70
Reach-1	108606	50_year_Future	5500.00	6664.00	6669.98	6669.13	6671.27	0.007000	9.61	719.67	166.55	0.72
Reach-1	108606	100_year_Future	7700.00	6664.00	6671.10	6670.06	6672.72	0.007003	10.88	925.60	203.70	0.75
Reach-1	108606	500_year_Future	14000.00	6664.00	6673.55	6672.67	6675.89	0.007005	13.44	1499.33	257.26	0.79

HEC-RAS Plan: UMC Future River: Monument Creek Reach: Reach-1 (Continued)

Reach	River Sta	Profile	Q Total	Min Ch El	W.S. Elev	Crit W.S.	E.G. Elev	E.G. Slope	Vel Chnl	Flow Area	Top Width	Froude # Chl
			(cfs)	(ft)	(ft)	(ft)	(ft)	(ft/ft)	(ft/s)	(sq ft)	(ft)	
Reach-1	120517	2_year_Future	220.00	6752.99	6756.54	6755.11	6756.63	0.002042	2.39	98.14	53.83	0.27
Reach-1	120517	5_year_Future	680.00	6752.99	6758.20	6756.37	6758.42	0.002797	3.96	202.34	67.39	0.35
Reach-1	120517	10_year_Future	1100.00	6752.99	6759.16	6757.24	6759.49	0.003282	4.94	269.36	71.75	0.39
Reach-1	120517	25_year_Future	2700.00	6752.99	6761.59	6759.23	6762.30	0.004485	7.50	456.80	82.75	0.48
Reach-1	120517	50_year_Future	4100.00	6752.99	6763.10	6760.54	6764.12	0.005136	9.08	587.42	89.62	0.53
Reach-1	120517	100_year_Future	5700.00	6752.99	6764.54	6761.85	6765.89	0.005728	10.58	721.43	99.00	0.58
Reach-1	120517	500_year_Future	9600.00	6752.99	6767.64	6764.27	6769.53	0.005985	12.87	1070.38	125.81	0.62
Reach-1	120436		Bridge									
Reach-1	120361	2_year_Future	220.00	6751.98	6755.09	6754.10	6755.23	0.003300	2.98	76.45	46.03	0.37
Reach-1	120361	5_year_Future	680.00	6751.98	6756.55	6755.36	6756.90	0.004393	4.92	160.15	64.49	0.47
Reach-1	120361	10_year_Future	1100.00	6751.98	6757.38	6756.23	6757.89	0.005218	6.17	213.71	68.15	0.53
Reach-1	120361	25_year_Future	2700.00	6751.98	6759.27	6758.25	6760.51	0.007836	9.69	352.15	76.80	0.69
Reach-1	120361	50_year_Future	4100.00	6751.98	6760.34	6759.80	6762.23	0.009899	12.12	437.31	81.67	0.79
Reach-1	120361	100_year_Future	5700.00	6751.98	6761.27	6760.93	6763.95	0.012157	14.56	515.24	85.89	0.90
Reach-1	120361	500_year_Future	9600.00	6751.98	6763.44	6763.44	6767.62	0.014375	18.52	712.64	98.23	1.02
Reach-1	120168	2_year_Future	220.00	6752.00	6754.39		6754.55	0.003672	3.22	71.34	56.23	0.43
Reach-1	120168	5_year_Future	680.00	6752.00	6755.75		6756.08	0.003987	4.94	186.62	113.38	0.50
Reach-1	120168	10_year_Future	1100.00	6752.00	6756.56		6756.97	0.003828	5.66	287.57	128.19	0.51
Reach-1	120168	25_year_Future	2700.00	6752.00	6758.48		6759.13	0.004185	7.73	546.47	140.90	0.56
Reach-1	120168	50_year_Future	4100.00	6752.00	6759.55		6760.45	0.004783	9.25	700.42	145.80	0.62
Reach-1	120168	100_year_Future	5700.00	6752.00	6760.51		6761.69	0.005461	10.78	841.59	150.11	0.68
Reach-1	120168	500_year_Future	9600.00	6752.00	6762.43	6760.91	6764.62	0.007725	14.83	1159.49	211.76	0.84
Reach-1	119853	2_year_Future	220.00	6750.00	6751.58	6751.58	6752.15	0.022641	6.02	38.52	32.27	1.00
Reach-1	119853	5_year_Future	680.00	6750.00	6752.93	6752.84	6753.83	0.015150	7.65	93.09	53.82	0.91
Reach-1	119853	10_year_Future	1100.00	6750.00	6753.80	6753.67	6754.91	0.012270	8.60	147.03	70.67	0.87
Reach-1	119853	25_year_Future	2700.00	6750.00	6755.92		6757.24	0.008629	10.25	432.94	167.72	0.79
Reach-1	119853	50_year_Future	4100.00	6750.00	6757.17		6758.54	0.007509	11.05	658.02	187.84	0.77
Reach-1	119853	100_year_Future	5700.00	6750.00	6758.42		6759.80	0.008483	11.58	899.59	197.07	0.74
Reach-1	119853	500_year_Future	9600.00	6750.00	6760.79		6762.36	0.005689	12.95	1383.82	211.97	0.72
Reach-1	119643	2_year_Future	220.00	6748.05	6750.32	6749.54	6750.48	0.003594	3.20	70.58	46.12	0.43
Reach-1	119643	5_year_Future	680.00	6748.05	6751.80		6752.20	0.004090	5.15	150.57	63.23	0.51
Reach-1	119643	10_year_Future	1100.00	6748.05	6752.70		6753.29	0.004480	6.36	217.79	92.92	0.55
Reach-1	119643	25_year_Future	2700.00	6748.05	6754.91		6755.83	0.004587	8.57	517.55	161.98	0.60
Reach-1	119643	50_year_Future	4100.00	6748.05	6755.83		6757.14	0.005818	10.57	672.50	177.13	0.69
Reach-1	119643	100_year_Future	5700.00	6748.05	6756.82		6758.42	0.006394	12.06	859.98	197.58	0.74
Reach-1	119643	500_year_Future	9600.00	6748.05	6758.74		6760.95	0.007275	14.80	1275.13	243.05	0.82
Reach-1	119152	2_year_Future	220.00	6746.00	6747.49	6747.16	6747.74	0.009721	4.05	54.36	46.58	0.66
Reach-1	119152	5_year_Future	680.00	6746.00	6748.60	6748.23	6749.16	0.010307	6.00	118.39	69.14	0.74
Reach-1	119152	10_year_Future	1100.00	6746.00	6749.22	6748.91	6750.03	0.010690	7.31	164.74	86.81	0.79
Reach-1	119152	25_year_Future	2700.00	6746.00	6750.80	6750.80	6752.36	0.011709	10.46	342.80	150.69	0.90
Reach-1	119152	50_year_Future	4100.00	6746.00	6752.18	6752.18	6753.69	0.008543	10.79	606.42	227.48	0.80
Reach-1	119152	100_year_Future	5700.00	6746.00	6753.00	6753.00	6754.74	0.008863	12.03	794.13	232.65	0.84
Reach-1	119152	500_year_Future	9600.00	6746.00	6754.50	6754.50	6758.61	0.009805	14.58	1150.84	242.18	0.91
Reach-1	118650	2_year_Future	220.00	6742.00	6743.61		6743.75	0.006516	3.01	73.09	72.45	0.53
Reach-1	118650	5_year_Future	680.00	6742.00	6744.53		6744.85	0.007046	4.53	156.01	101.34	0.60
Reach-1	118650	10_year_Future	1100.00	6742.00	6745.08		6745.54	0.007281	5.51	213.10	107.62	0.64
Reach-1	118650	25_year_Future	2700.00	6742.00	6746.63	6745.85	6747.52	0.007299	7.78	402.57	141.66	0.70
Reach-1	118650	50_year_Future	4100.00	6742.00	6747.78	6746.89	6748.87	0.006706	8.85	570.49	158.39	0.70
Reach-1	118650	100_year_Future	5700.00	6742.00	6748.90	6747.76	6750.19	0.006073	9.67	761.64	173.82	0.69
Reach-1	118650	500_year_Future	9600.00	6742.00	6751.32	6749.59	6752.88	0.004946	10.90	1207.32	191.73	0.66
Reach-1	118363	2_year_Future	220.00	6740.00	6741.01	6740.82	6741.23	0.012430	3.78	58.18	66.40	0.71
Reach-1	118363	5_year_Future	680.00	6740.00	6741.99	6741.63	6742.41	0.010290	5.20	130.83	81.27	0.72
Reach-1	118363	10_year_Future	1100.00	6740.00	6742.60	6742.15	6743.18	0.009249	6.10	182.81	88.12	0.72
Reach-1	118363	25_year_Future	2700.00	6740.00	6744.46		6745.44	0.007137	8.01	365.81	108.87	0.70
Reach-1	118363	50_year_Future	4100.00	6740.00	6745.66		6746.93	0.006757	9.24	503.62	122.22	0.71
Reach-1	118363	100_year_Future	5700.00	6740.00	6746.81		6748.36	0.006498	10.33	651.61	134.05	0.72
Reach-1	118363	500_year_Future	9600.00	6740.00	6749.16		6751.26	0.006012	12.23	1106.95	263.04	0.73
Reach-1	118011	2_year_Future	220.00	6736.00	6737.80		6738.01	0.006978	3.61	60.89	48.23	0.57
Reach-1	118011	5_year_Future	680.00	6736.00	6739.01	6738.39	6739.46	0.006925	5.42	132.02	70.21	0.63
Reach-1	118011	10_year_Future	1100.00	6736.00	6739.76	6739.07	6740.39	0.006852	6.50	189.71	83.21	0.65
Reach-1	118011	25_year_Future	2700.00	6736.00	6741.60	6740.95	6742.83	0.007557	9.32	370.37	112.82	0.74
Reach-1	118011	50_year_Future	4100.00	6736.00	6742.85	6742.20	6744.41	0.007403	10.73	520.68	127.52	0.76
Reach-1	118011	100_year_Future	5700.00	6736.00	6744.04	6743.32	6745.91	0.007305	11.99	681.93	142.54	0.78
Reach-1	118011	500_year_Future	9600.00	6736.00	6745.99		6748.73	0.008290	14.93	976.35	159.78	0.86
Reach-1	117538	2_year_Future	220.00	6732.00	6733.49	6733.26	6733.75	0.012016	4.09	53.77	52.79	0.71
Reach-1	117538	5_year_Future	680.00	6732.00	6734.42	6734.22	6735.03	0.013252	6.33	111.97	72.40	0.83
Reach-1	117538	10_year_Future	1100.00	6732.00	6734.96	6734.83	6735.87	0.014027	7.75	153.17	78.13	0.89
Reach-1	117538	25_year_Future	2700.00	6732.00	6736.69	6736.53	6738.29	0.012318	10.47	301.60	92.16	0.91
Reach-1	117538	50_year_Future	4100.00	6732.00	6737.79	6737.70	6739.91	0.012288	12.24	406.52	100.04	0.95
Reach-1	117538	100_year_Future	5700.00	6732.00	6738.92	6738.83	6741.51	0.011782	13.68	524.77	109.45	0.96
Reach-1	117538	500_year_Future	9600.00	6732.00	6741.91	6741.91	6744.80	0.008265	14.81	970.81	193.62	0.86

HEC-RAS Plan: UMC Future River: Monument Creek Reach: Reach-1 (Continued)

Reach	River Sta	Profile	Q Total	Min Ch El	W.S. Elev	Crit W.S.	E.G. Elev	E.G. Slope	Vel Chnl	Flow Area	Top Width	Froude # Chl
			(cfs)	(ft)	(ft)	(ft)	(ft)	(ft/ft)	(ft/s)	(sq ft)	(ft)	
Reach-1	117036	2_year_Future	220.00	6728.00	6729.21	6728.81	6729.36	0.006592	3.09	71.09	68.00	0.53
Reach-1	117036	5_year_Future	680.00	6728.00	6730.26		6730.59	0.006106	4.63	147.86	75.37	0.57
Reach-1	117036	10_year_Future	1100.00	6728.00	6730.98		6731.45	0.005742	5.50	203.50	78.40	0.58
Reach-1	117036	25_year_Future	2700.00	6728.00	6732.77		6733.77	0.006396	8.10	349.98	85.87	0.67
Reach-1	117036	50_year_Future	4100.00	6728.00	6734.09		6735.44	0.006158	9.43	467.03	90.83	0.69
Reach-1	117036	100_year_Future	5700.00	6728.00	6735.31		6737.05	0.006261	10.78	581.17	99.59	0.71
Reach-1	117036	500_year_Future	9600.00	6728.00	6736.93	6736.42	6740.07	0.008649	14.54	760.03	119.38	0.87
Reach-1	116540	2_year_Future	220.00	6724.00	6725.37	6725.03	6725.56	0.008936	3.52	62.58	61.97	0.62
Reach-1	116540	5_year_Future	680.00	6724.00	6726.27	6725.92	6726.72	0.010245	5.42	126.04	74.43	0.72
Reach-1	116540	10_year_Future	1100.00	6724.00	6726.78	6726.46	6727.48	0.011708	6.83	163.10	76.91	0.81
Reach-1	116540	25_year_Future	2700.00	6724.00	6728.51		6729.83	0.010014	9.29	305.48	86.12	0.82
Reach-1	116540	50_year_Future	4100.00	6724.00	6729.49	6729.17	6731.40	0.010904	11.23	393.15	92.81	0.89
Reach-1	116540	100_year_Future	5700.00	6724.00	6730.56	6730.27	6732.99	0.010753	12.71	497.19	102.63	0.91
Reach-1	116540	500_year_Future	9600.00	6724.00	6733.72		6738.14	0.006528	13.11	986.03	191.02	0.76
Reach-1	116040	2_year_Future	220.00	6720.00	6721.38	6720.97	6721.52	0.007332	3.26	67.49	64.93	0.56
Reach-1	116040	5_year_Future	680.00	6720.00	6722.46		6722.74	0.006227	4.26	169.89	122.55	0.57
Reach-1	116040	10_year_Future	1200.00	6720.00	6723.23		6723.61	0.005423	5.06	266.00	128.83	0.56
Reach-1	116040	25_year_Future	3800.00	6720.00	6725.69		6726.49	0.004581	7.55	608.29	148.69	0.60
Reach-1	116040	50_year_Future	5500.00	6720.00	6726.92		6727.93	0.004642	8.55	797.11	157.54	0.60
Reach-1	116040	100_year_Future	7700.00	6720.00	6728.32		6729.55	0.004430	9.56	1024.33	167.94	0.61
Reach-1	116040	500_year_Future	14000.00	6720.00	6731.80		6733.47	0.004268	11.91	1651.71	238.25	0.64
Reach-1	115647	2_year_Future	220.00	6716.00	6717.62	6717.37	6717.88	0.011937	4.12	53.44	52.16	0.72
Reach-1	115647	5_year_Future	680.00	6716.00	6718.53	6718.35	6719.18	0.014135	6.46	106.10	63.76	0.85
Reach-1	115647	10_year_Future	1200.00	6716.00	6719.20	6719.11	6720.23	0.014848	8.19	153.68	78.10	0.92
Reach-1	115647	25_year_Future	3800.00	6716.00	6721.71	6721.71	6723.57	0.011507	11.55	426.13	126.71	0.91
Reach-1	115647	50_year_Future	5500.00	6716.00	6722.79	6722.79	6725.08	0.011350	13.08	568.81	132.88	0.94
Reach-1	115647	100_year_Future	7700.00	6716.00	6723.98	6723.98	6726.77	0.011205	14.66	728.95	138.63	0.96
Reach-1	115647	500_year_Future	14000.00	6716.00	6726.79	6726.79	6730.73	0.010814	17.92	1137.43	152.70	1.00
Reach-1	115169	2_year_Future	220.00	6712.00	6714.10		6714.22	0.005230	2.75	79.89	76.72	0.48
Reach-1	115169	5_year_Future	680.00	6712.00	6715.12		6715.37	0.004844	4.00	176.34	106.13	0.51
Reach-1	115169	10_year_Future	1200.00	6712.00	6715.85		6716.23	0.004957	5.01	258.42	117.20	0.54
Reach-1	115169	25_year_Future	3800.00	6712.00	6718.06	6717.05	6718.98	0.005840	8.00	589.49	188.88	0.64
Reach-1	115169	50_year_Future	5500.00	6712.00	6719.83	6718.09	6720.51	0.004048	8.18	899.29	207.75	0.57
Reach-1	115169	100_year_Future	7700.00	6712.00	6721.06	6719.11	6722.08	0.003724	8.95	1219.77	247.37	0.56
Reach-1	115169	500_year_Future	14000.00	6712.00	6723.57	6721.40	6725.04	0.004034	11.20	1916.65	296.87	0.61
Reach-1	114685	2_year_Future	220.00	6708.00	6709.81	6709.59	6710.21	0.014693	5.12	42.94	34.57	0.81
Reach-1	114685	5_year_Future	680.00	6708.00	6710.87	6710.84	6711.61	0.013941	7.29	124.22	92.38	0.87
Reach-1	114685	10_year_Future	1200.00	6708.00	6711.72		6712.62	0.011949	8.40	208.51	106.27	0.85
Reach-1	114685	25_year_Future	3800.00	6708.00	6715.33		6716.29	0.005405	9.52	663.38	145.20	0.65
Reach-1	114685	50_year_Future	5500.00	6708.00	6716.74		6718.09	0.006045	11.44	902.86	222.05	0.71
Reach-1	114685	100_year_Future	7700.00	6708.00	6717.96		6719.66	0.006651	13.18	1239.94	327.28	0.76
Reach-1	114685	500_year_Future	14000.00	6708.00	6719.49		6722.07	0.009459	17.41	1829.50	438.21	0.93
Reach-1	114251	2_year_Future	220.00	6704.00	6706.35	6705.58	6706.53	0.005341	3.42	64.53	46.14	0.50
Reach-1	114251	5_year_Future	680.00	6704.00	6707.80		6708.21	0.004782	5.15	138.45	55.87	0.54
Reach-1	114251	10_year_Future	1200.00	6704.00	6709.05		6709.62	0.004259	6.18	213.44	64.25	0.54
Reach-1	114251	25_year_Future	3800.00	6704.00	6712.10	6710.85	6713.73	0.006077	10.69	459.68	128.25	0.70
Reach-1	114251	50_year_Future	5500.00	6704.00	6713.13	6711.89	6715.21	0.006965	12.51	717.80	293.96	0.77
Reach-1	114251	100_year_Future	7700.00	6704.00	6714.06		6716.47	0.007750	14.18	994.50	313.05	0.83
Reach-1	114251	500_year_Future	14000.00	6704.00	6716.72	6716.72	6718.70	0.005860	14.65	2160.81	576.57	0.75
Reach-1	114014	2_year_Future	220.00	6702.00	6703.57	6703.57	6704.21	0.022423	6.39	34.41	27.43	1.01
Reach-1	114014	5_year_Future	680.00	6702.00	6704.98	6704.98	6706.20	0.016761	8.90	80.15	37.42	0.98
Reach-1	114014	10_year_Future	1200.00	6702.00	6706.11	6706.11	6707.80	0.014703	10.62	126.88	45.41	0.97
Reach-1	114014	25_year_Future	3800.00	6702.00	6710.73	6710.73	6712.29	0.005903	11.55	681.45	283.94	0.71
Reach-1	114014	50_year_Future	5500.00	6702.00	6711.63	6711.63	6713.50	0.006876	13.38	937.41	304.05	0.78
Reach-1	114014	100_year_Future	7700.00	6702.00	6713.06	6713.06	6714.66	0.005726	13.42	1485.88	489.14	0.72
Reach-1	114014	500_year_Future	14000.00	6702.00	6714.89	6714.89	6716.83	0.010078	18.91	2058.80	640.60	0.98
Reach-1	113572	2_year_Future	220.00	6698.00	6700.55	6699.58	6700.67	0.003524	2.79	80.82	68.02	0.41
Reach-1	113572	5_year_Future	680.00	6698.00	6701.71	6700.87	6701.96	0.004643	4.17	195.66	130.55	0.50
Reach-1	113572	10_year_Future	1200.00	6698.00	6702.36	6701.62	6702.76	0.005353	5.35	292.06	158.11	0.57
Reach-1	113572	25_year_Future	3800.00	6698.00	6702.40	6703.55	6706.25	0.050990	16.67	297.94	158.56	1.75
Reach-1	113572	50_year_Future	5500.00	6698.00	6703.22	6704.44	6707.22	0.039796	17.47	432.41	168.51	1.61
Reach-1	113572	100_year_Future	7700.00	6698.00	6703.87	6705.40	6708.92	0.041670	19.94	543.97	175.55	1.76
Reach-1	113572	500_year_Future	14000.00	6698.00	6707.05	6707.80	6711.01	0.017102	18.50	1159.76	220.13	1.19
Reach-1	113077	2_year_Future	220.00	6696.00	6696.48	6696.48	6696.73	0.031579	3.99	55.16	117.39	1.03
Reach-1	113077	5_year_Future	680.00	6696.00	6697.03	6697.03	6697.52	0.023656	5.60	121.46	125.06	1.00
Reach-1	113077	10_year_Future	1200.00	6696.00	6697.52	6697.48	6698.18	0.019429	6.52	184.17	133.00	0.97
Reach-1	113077	25_year_Future	3800.00	6696.00	6699.53	6699.14	6700.54	0.009469	8.22	528.61	222.43	0.78
Reach-1	113077	50_year_Future	5500.00	6696.00	6700.40	6700.03	6701.60	0.008676	9.14	736.41	248.70	0.78
Reach-1	113077	100_year_Future	7700.00	6696.00	6701.36	6700.86	6702.79	0.008106	10.10	996.72	403.57	0.78
Reach-1	113077	500_year_Future	14000.00	6696.00	6703.90	6702.89	6705.23	0.005171	10.49	2071.56	430.55	0.66

HEC-RAS Plan: UMC Future River: Monument Creek Reach: Reach-1 (Continued)

Reach	River Sta	Profile	Q Total	Min Ch El	W.S. Elev	Crit W.S.	E.G. Elev	E.G. Slope	Vel Chnl	Flow Area	Top Width	Froude # Chl
			(cfs)	(ft)	(ft)	(ft)	(ft)	(ft/ft)	(ft/s)	(sq ft)	(ft)	
Reach-1	127371	2_year_Future	140.00	6810.00	6810.66	6810.66	6810.93	0.028825	4.24	33.03	59.92	1.01
Reach-1	127371	5_year_Future	340.00	6810.00	6811.11	6811.11	6811.59	0.023853	5.57	61.01	63.52	1.00
Reach-1	127371	10_year_Future	510.00	6810.00	6811.41	6811.41	6812.03	0.022035	6.32	80.73	65.52	1.00
Reach-1	127371	25_year_Future	2500.00	6810.00	6814.88		6815.75	0.005525	7.51	354.80	101.09	0.82
Reach-1	127371	50_year_Future	3800.00	6810.00	6815.77	6814.82	6817.11	0.006822	9.41	458.29	130.88	0.71
Reach-1	127371	100_year_Future	5200.00	6810.00	6816.41	6815.73	6818.29	0.008414	11.26	609.68	303.22	0.81
Reach-1	127371	500_year_Future	8800.00	6810.00	6818.24		6820.12	0.007008	12.25	1215.84	360.43	0.77
Reach-1	127096	2_year_Future	140.00	6806.00	6807.85	6807.02	6807.94	0.002519	2.39	58.52	39.90	0.35
Reach-1	127096	5_year_Future	340.00	6806.00	6808.57	6807.67	6808.80	0.004015	3.88	88.65	44.65	0.47
Reach-1	127096	10_year_Future	510.00	6806.00	6808.97	6808.12	6809.34	0.005063	4.88	107.06	47.31	0.54
Reach-1	127096	25_year_Future	2500.00	6806.00	6811.33	6811.33	6813.43	0.012533	11.90	243.57	70.83	0.95
Reach-1	127096	50_year_Future	3800.00	6806.00	6813.42	6813.42	6815.15	0.007144	11.39	554.33	226.06	0.76
Reach-1	127096	100_year_Future	5200.00	6806.00	6814.57	6814.57	6816.24	0.006286	11.83	849.34	283.16	0.73
Reach-1	127096	500_year_Future	8800.00	6806.00	6816.08	6816.08	6818.15	0.007205	14.19	1297.52	308.63	0.81
Reach-1	126624	2_year_Future	140.00	6805.45	6806.27	6805.99	6806.32	0.004878	1.85	75.68	125.81	0.42
Reach-1	126624	5_year_Future	340.00	6805.45	6806.75	6806.27	6806.85	0.004089	2.48	137.27	130.51	0.42
Reach-1	126624	10_year_Future	510.00	6805.45	6807.07	6806.47	6807.20	0.003844	2.86	179.41	133.77	0.43
Reach-1	126624	25_year_Future	2500.00	6805.45	6810.30	6807.96	6810.55	0.001585	4.10	659.69	166.01	0.34
Reach-1	126624	50_year_Future	3800.00	6805.45	6810.86	6808.68	6811.32	0.002493	5.55	758.68	191.59	0.43
Reach-1	126624	100_year_Future	5200.00	6805.45	6811.64	6809.36	6812.27	0.002854	6.52	939.34	270.14	0.47
Reach-1	126624	500_year_Future	8800.00	6805.45	6813.18	6810.81	6814.15	0.003381	8.27	1477.84	414.63	0.53
Reach-1	126153	2_year_Future	140.00	6800.00	6801.32	6801.32	6801.91	0.023768	6.17	22.71	19.31	1.00
Reach-1	126153	5_year_Future	340.00	6800.00	6802.41	6802.30	6803.27	0.017382	7.45	46.36	26.70	0.93
Reach-1	126153	10_year_Future	510.00	6800.00	6803.27	6802.98	6804.13	0.012395	7.55	73.91	37.59	0.82
Reach-1	126153	25_year_Future	2500.00	6800.00	6806.58	6805.98	6808.72	0.013136	13.14	347.61	171.70	0.96
Reach-1	126153	50_year_Future	3800.00	6800.00	6808.46	6808.48	6809.53	0.005968	10.72	904.22	384.14	0.68
Reach-1	126153	100_year_Future	5200.00	6800.00	6809.04	6809.04	6810.23	0.006870	12.04	1108.27	388.40	0.74
Reach-1	126153	500_year_Future	8800.00	6800.00	6810.11	6810.11	6811.66	0.008819	14.80	1507.87	375.37	0.85
Reach-1	125682	2_year_Future	140.00	6794.00	6795.97	6795.40	6796.17	0.006196	3.64	38.46	27.31	0.54
Reach-1	125682	5_year_Future	340.00	6794.00	6796.65	6796.24	6797.19	0.009695	5.90	58.98	32.38	0.72
Reach-1	125682	10_year_Future	510.00	6794.00	6796.93	6796.79	6797.87	0.014297	7.79	68.19	34.44	0.89
Reach-1	125682	25_year_Future	2500.00	6794.00	6800.74	6800.74	6803.05	0.010997	12.96	261.33	68.17	0.92
Reach-1	125682	50_year_Future	3800.00	6794.00	6801.87	6804.13	6805.25	0.013376	15.98	344.97	80.92	1.04
Reach-1	125682	100_year_Future	5200.00	6794.00	6804.15	6805.00	6806.65	0.007801	14.63	831.46	430.00	0.83
Reach-1	125682	500_year_Future	8800.00	6794.00	6805.74	6806.23	6807.88	0.007203	15.58	1561.76	490.39	0.82
Reach-1	125182	2_year_Future	140.00	6792.00	6792.74	6792.49	6792.83	0.007079	2.44	57.46	83.37	0.52
Reach-1	125182	5_year_Future	340.00	6792.00	6793.32	6792.85	6793.47	0.005574	3.16	107.55	88.87	0.50
Reach-1	125182	10_year_Future	510.00	6792.00	6793.76	6793.10	6793.94	0.004496	3.49	147.27	92.11	0.48
Reach-1	125182	25_year_Future	2500.00	6792.00	6796.94	6795.03	6797.38	0.002869	5.48	567.87	208.35	0.44
Reach-1	125182	50_year_Future	3800.00	6792.00	6798.25	6796.06	6798.75	0.002381	6.08	888.40	265.31	0.43
Reach-1	125182	100_year_Future	5200.00	6792.00	6799.49	6797.01	6800.02	0.002121	6.48	1239.16	312.41	0.42
Reach-1	125182	500_year_Future	8800.00	6792.00	6801.61	6798.66	6802.44	0.001910	7.38	2066.59	396.41	0.42
Reach-1	124681	2_year_Future	140.00	6788.00	6789.39		6789.56	0.005996	3.29	42.51	34.18	0.52
Reach-1	124681	5_year_Future	340.00	6788.00	6790.36		6790.68	0.005624	4.35	78.19	39.21	0.54
Reach-1	124681	10_year_Future	510.00	6788.00	6790.90		6791.30	0.006143	5.10	99.93	41.96	0.58
Reach-1	124681	25_year_Future	2500.00	6788.00	6793.88		6795.15	0.007956	9.47	342.45	113.66	0.75
Reach-1	124681	50_year_Future	3800.00	6788.00	6795.03		6796.64	0.008076	10.97	477.48	120.60	0.78
Reach-1	124681	100_year_Future	5200.00	6788.00	6795.96		6797.97	0.008680	12.49	592.08	126.19	0.83
Reach-1	124681	500_year_Future	8800.00	6788.00	6798.12		6800.52	0.008139	14.45	1195.70	347.95	0.84
Reach-1	124238	2_year_Future	140.00	6784.00	6785.37	6785.17	6785.67	0.014061	4.34	32.26	32.37	0.77
Reach-1	124238	5_year_Future	340.00	6784.00	6786.00	6785.91	6786.60	0.017136	5.24	55.93	48.58	0.90
Reach-1	124238	10_year_Future	510.00	6784.00	6786.44	6786.39	6787.18	0.015432	7.02	81.99	62.06	0.89
Reach-1	124238	25_year_Future	2500.00	6784.00	6789.45		6791.02	0.010920	11.07	326.24	98.73	0.88
Reach-1	124238	50_year_Future	3800.00	6784.00	6791.02		6792.82	0.009125	12.17	503.48	135.71	0.84
Reach-1	124238	100_year_Future	5200.00	6784.00	6792.50		6794.33	0.007576	12.70	740.59	187.48	0.79
Reach-1	124238	500_year_Future	8800.00	6784.00	6794.37	6794.37	6796.83	0.006497	15.48	1156.71	254.51	0.87
Reach-1	123761	2_year_Future	140.00	6780.00	6781.69		6781.82	0.005128	2.81	49.81	45.56	0.47
Reach-1	123761	5_year_Future	340.00	6780.00	6782.54		6782.76	0.004458	3.73	92.14	52.26	0.48
Reach-1	123761	10_year_Future	510.00	6780.00	6783.01		6783.31	0.004712	4.45	117.02	54.33	0.52
Reach-1	123761	25_year_Future	2500.00	6780.00	6786.51		6787.54	0.004622	8.32	361.28	119.73	0.61
Reach-1	123761	50_year_Future	3800.00	6780.00	6787.17		6788.91	0.007349	11.02	442.88	130.42	0.76
Reach-1	123761	100_year_Future	5200.00	6780.00	6787.79	6787.79	6790.25	0.009442	13.29	528.11	141.45	0.88
Reach-1	123761	500_year_Future	8800.00	6780.00	6789.83	6790.78	6792.66	0.008824	15.20	1031.80	386.05	0.89
Reach-1	123471	2_year_Future	140.00	6778.00	6779.36		6779.64	0.011838	4.20	33.33	31.01	0.71
Reach-1	123471	5_year_Future	340.00	6778.00	6780.10		6780.62	0.013882	5.78	58.85	38.12	0.82
Reach-1	123471	10_year_Future	510.00	6778.00	6780.71		6781.29	0.010975	6.09	84.27	46.43	0.76
Reach-1	123471	25_year_Future	2500.00	6778.00	6786.73		6786.85	0.000663	3.78	1357.23	359.19	0.24
Reach-1	123471	50_year_Future	3800.00	6778.00	6787.75		6787.91	0.000799	4.50	1728.46	369.04	0.26
Reach-1	123471	100_year_Future	5200.00	6778.00	6788.67	6785.51	6788.86	0.000906	5.11	2070.19	377.88	0.29
Reach-1	123471	500_year_Future	8800.00	6778.00	6790.18	6786.66	6790.52	0.001339	6.83	2664.50	414.18	0.38
Reach-1	123186	2_year_Future	140.00	6777.11	6778.87		6778.90	0.000967	1.32	107.05	91.34	0.21

HEC-RAS Plan: UMC Future River: Monument Creek Reach: Reach-1 (Continued)

Reach	River Sta	Profile	Q Total	Min Ch El	W.S. Elev	Crit W.S.	E.G. Elev	E.G. Slope	Vel Chnl	Flow Area	Top Width	Froude # Chl
			(cfs)	(ft)	(ft)	(ft)	(ft)	(ft/ft)	(ft/s)	(sq ft)	(ft)	
Reach-1	123186	5_year_Future	340.00	6777.11	6779.85		6779.90	0.000781	1.75	200.73	100.04	0.21
Reach-1	123186	10_year_Future	510.00	6777.11	6780.59		6780.65	0.000652	1.95	278.38	110.26	0.20
Reach-1	123186	25_year_Future	2500.00	6777.11	6786.68		6786.74	0.000202	2.29	1666.50	290.70	0.13
Reach-1	123186	50_year_Future	3800.00	6777.11	6787.68		6787.76	0.000304	3.01	1955.94	299.70	0.17
Reach-1	123186	100_year_Future	5200.00	6777.11	6788.53		6788.68	0.000406	3.67	2222.50	311.89	0.20
Reach-1	123186	500_year_Future	8800.00	6777.11	6789.93		6790.24	0.000716	5.29	2676.27	335.72	0.27
Reach-1	123075	2_year_Future	140.00	6774.99	6778.60	6777.05	6778.64	0.011713	1.41	100.79	49.48	0.17
Reach-1	123075	5_year_Future	340.00	6774.99	6779.55	6777.61	6779.64	0.019955	2.33	149.79	53.99	0.23
Reach-1	123075	10_year_Future	510.00	6774.99	6780.29	6778.02	6780.42	0.021288	2.76	190.73	57.49	0.25
Reach-1	123075	25_year_Future	2500.00	6774.99	6786.63	6781.06	6786.69	0.001744	1.50	1599.68	335.93	0.08
Reach-1	123075	50_year_Future	3800.00	6774.99	6787.59	6782.19	6787.69	0.002164	1.77	1928.27	348.36	0.09
Reach-1	123075	100_year_Future	5200.00	6774.99	6788.44	6783.60	6788.58	0.002655	2.06	2234.10	373.84	0.10
Reach-1	123075	500_year_Future	8800.00	6774.99	6789.80	6785.63	6790.06	0.004345	2.83	2780.62	435.37	0.14
Reach-1	123037.3	Bridge										
Reach-1	123016	2_year_Future	140.00	6775.44	6778.18	6777.51	6778.27	0.063170	2.37	59.48	45.33	0.35
Reach-1	123016	5_year_Future	340.00	6775.44	6778.08	6778.08	6778.68	0.488555	6.24	54.77	44.83	0.97
Reach-1	123016	10_year_Future	510.00	6775.44	6778.46	6778.46	6779.26	0.449153	7.14	72.22	46.65	0.98
Reach-1	123016	25_year_Future	2500.00	6775.44	6781.47	6781.47	6783.68	0.272287	11.07	240.64	78.83	0.90
Reach-1	123016	50_year_Future	3800.00	6775.44	6783.59	6783.59	6784.76	0.111588	9.09	549.41	224.93	0.81
Reach-1	123016	100_year_Future	5200.00	6775.44	6784.18	6784.18	6785.54	0.107721	9.44	689.48	247.08	0.81
Reach-1	123016	500_year_Future	8800.00	6775.44	6785.31	6785.31	6787.34	0.097411	9.86	978.33	262.05	0.80
Reach-1	122784	2_year_Future	140.00	6770.00	6771.08	6770.98	6771.39	0.016898	4.47	31.35	35.47	0.83
Reach-1	122784	5_year_Future	340.00	6770.00	6772.26	6771.83	6772.56	0.005567	4.44	88.66	72.82	0.55
Reach-1	122784	10_year_Future	510.00	6770.00	6773.11	6772.17	6773.38	0.003246	4.28	153.06	78.21	0.44
Reach-1	122784	25_year_Future	2500.00	6770.00	6775.76	6774.78	6776.80	0.006423	9.27	378.95	93.08	0.89
Reach-1	122784	50_year_Future	3800.00	6770.00	6777.19	6775.95	6778.50	0.006227	10.64	518.92	102.79	0.71
Reach-1	122784	100_year_Future	5200.00	6770.00	6778.54	6777.05	6780.38	0.006889	12.59	688.60	189.54	0.77
Reach-1	122784	500_year_Future	8800.00	6770.00	6781.78	6777.70	6782.97	0.003722	11.53	1772.25	448.62	0.60
Reach-1	122284	2_year_Future	220.00	6766.00	6768.70		6768.84	0.003007	2.96	78.22	53.43	0.39
Reach-1	122284	5_year_Future	680.00	6766.00	6770.10		6770.44	0.003720	4.85	167.79	74.77	0.48
Reach-1	122284	10_year_Future	1100.00	6766.00	6770.94		6771.44	0.004113	5.96	236.20	87.67	0.52
Reach-1	122284	25_year_Future	2700.00	6766.00	6773.23		6774.12	0.004444	8.37	472.41	117.46	0.59
Reach-1	122284	50_year_Future	4100.00	6766.00	6774.66		6775.81	0.004594	9.75	651.93	134.81	0.62
Reach-1	122284	100_year_Future	5700.00	6766.00	6775.50		6777.15	0.005898	11.84	770.14	146.37	0.71
Reach-1	122284	500_year_Future	9600.00	6766.00	6776.76		6779.89	0.009644	16.59	965.68	163.71	0.93
Reach-1	121984	2_year_Future	220.00	6766.00	6767.46		6767.60	0.004617	2.98	73.85	57.30	0.46
Reach-1	121984	5_year_Future	680.00	6766.00	6768.66		6768.99	0.005025	4.61	148.23	68.89	0.53
Reach-1	121984	10_year_Future	1100.00	6766.00	6769.38		6769.88	0.005318	5.68	198.55	72.66	0.57
Reach-1	121984	25_year_Future	2700.00	6766.00	6770.95	6770.17	6772.17	0.007649	8.98	348.01	139.35	0.74
Reach-1	121984	50_year_Future	4100.00	6766.00	6771.72	6771.72	6773.57	0.009815	11.27	474.32	189.57	0.85
Reach-1	121984	100_year_Future	5700.00	6766.00	6772.85	6772.85	6774.77	0.008516	11.92	719.24	233.19	0.82
Reach-1	121984	500_year_Future	9600.00	6766.00	6775.43		6777.05	0.005456	11.90	1386.24	270.93	0.70
Reach-1	121684	2_year_Future	220.00	6764.00	6765.90		6766.05	0.004466	3.15	69.76	48.20	0.46
Reach-1	121684	5_year_Future	680.00	6764.00	6767.24		6767.49	0.003800	4.31	216.32	138.38	0.47
Reach-1	121684	10_year_Future	1100.00	6764.00	6768.12		6768.41	0.003338	4.76	349.77	180.12	0.46
Reach-1	121684	25_year_Future	2700.00	6764.00	6770.37		6770.65	0.002125	5.35	1047.45	405.77	0.40
Reach-1	121684	50_year_Future	4100.00	6764.00	6771.70	6769.59	6771.95	0.001618	5.38	1595.62	416.39	0.38
Reach-1	121684	100_year_Future	5700.00	6764.00	6773.01	6770.45	6773.25	0.001351	5.52	2147.29	426.27	0.34
Reach-1	121684	500_year_Future	9600.00	6764.00	6775.88		6775.94	0.001074	5.93	3315.58	448.10	0.32
Reach-1	121184	2_year_Future	220.00	6760.00	6761.67	6761.67	6762.32	0.022819	6.48	33.98	26.51	1.01
Reach-1	121184	5_year_Future	680.00	6760.00	6763.12	6763.12	6764.27	0.019132	8.60	79.22	35.76	1.01
Reach-1	121184	10_year_Future	1100.00	6760.00	6764.00	6764.00	6765.54	0.016624	9.98	112.24	39.51	0.99
Reach-1	121184	25_year_Future	2700.00	6760.00	6767.14	6767.14	6768.90	0.008188	11.14	346.95	135.05	0.78
Reach-1	121184	50_year_Future	4100.00	6760.00	6768.43	6768.43	6770.44	0.008120	12.56	526.85	144.63	0.81
Reach-1	121184	100_year_Future	5700.00	6760.00	6769.55	6769.55	6771.86	0.008315	13.95	694.06	151.40	0.83
Reach-1	121184	500_year_Future	9600.00	6760.00	6771.49	6771.49	6774.62	0.009489	17.03	992.76	157.33	0.92
Reach-1	120591	2_year_Future	220.00	6756.00	6757.79	6757.11	6757.92	0.004004	2.79	78.72	60.51	0.43
Reach-1	120591	5_year_Future	680.00	6758.00	6759.54	6758.08	6759.73	0.002077	3.48	213.48	96.93	0.36
Reach-1	120591	10_year_Future	1100.00	6756.00	6760.65	6758.67	6760.88	0.001737	3.94	334.70	123.57	0.34
Reach-1	120591	25_year_Future	2700.00	6756.00	6763.72	6760.40	6764.03	0.001235	4.83	786.74	164.37	0.32
Reach-1	120591	50_year_Future	4100.00	6756.00	6765.82	6761.53	6766.13	0.000980	5.11	1306.74	273.34	0.30
Reach-1	120591	100_year_Future	5700.00	6756.00	6767.66	6762.55	6767.97	0.000843	5.34	1831.40	297.91	0.28
Reach-1	120591	500_year_Future	9600.00	6756.00	6770.02	6765.00	6770.49	0.001057	6.81	2650.09	406.52	0.33
Reach-1	120591	2_year_Future	220.00	6754.00	6756.68		6756.95	0.005575	4.14	53.19	27.75	0.53
Reach-1	120591	5_year_Future	680.00	6754.00	6758.32		6758.95	0.007798	6.38	106.99	38.33	0.67
Reach-1	120591	10_year_Future	1100.00	6754.00	6759.23		6760.15	0.008116	7.72	145.78	47.83	0.71
Reach-1	120591	25_year_Future	2700.00	6754.00	6761.47		6763.34	0.009088	11.22	278.67	66.70	0.81
Reach-1	120591	50_year_Future	4100.00	6754.00	6762.82	6762.50	6765.44	0.009993	13.49	373.81	83.46	0.88
Reach-1	120591	100_year_Future	5700.00	6754.00	6764.64	6764.64	6767.34	0.008104	14.10	591.96	161.83	0.82
Reach-1	120591	500_year_Future	9600.00	6754.00	6768.02		6769.94	0.004801	13.39	1431.57	322.65	0.67

HEC-RAS Plan: UMC Future River: Monument Creek Reach: Reach-1 (Continued)

Reach	River Sta	Profile	Q Total	Min Ch El	W.S. Elev	Crit W.S.	E.G. Elev	E.G. Slope	Vel Chnl	Flow Area	Top Width	Froude # Chl
			(cfs)	(ft)	(ft)	(ft)	(ft)	(ft/ft)	(ft/s)	(sq ft)	(ft)	
Reach-1	134824	10 year Future	430.00	6862.00	6864.24	6864.24	6865.12	0.018306	7.58	59.77	39.07	0.97
Reach-1	134824	25 year Future	2200.00	6862.00	6867.66		6869.32	0.010248	11.32	266.82	73.75	0.87
Reach-1	134824	50 year Future	3400.00	6862.00	6869.94		6871.56	0.006556	11.49	454.15	102.79	0.74
Reach-1	134824	100 year Future	4600.00	6862.00	6872.19		6873.52	0.004190	10.92	786.34	189.02	0.61
Reach-1	134824	500 year Future	7800.00	6862.00	6874.28		6875.89	0.004513	12.90	1209.86	220.60	0.66
Reach-1	134357	2 year Future	55.00	6853.14	6860.45	6855.52	6860.45	0.000020	0.38	167.58	63.05	0.03
Reach-1	134357	5 year Future	180.00	6853.14	6862.03	6856.78	6862.04	0.000047	0.74	275.79	73.55	0.06
Reach-1	134357	10 year Future	430.00	6853.14	6863.48	6858.22	6863.51	0.000141	1.50	387.70	81.29	0.10
Reach-1	134357	25 year Future	2200.00	6853.14	6867.96	6861.44	6868.20	0.000568	4.23	745.17	132.75	0.22
Reach-1	134357	50 year Future	3400.00	6853.14	6870.04	6862.92	6870.41	0.000738	5.40	910.64	190.43	0.26
Reach-1	134357	100 year Future	4600.00	6853.14	6872.09	6864.10	6872.54	0.000776	6.09	1695.24	362.96	0.27
Reach-1	134357	500 year Future	7800.00	6853.14	6873.82	6866.82	6874.62	0.001302	8.47	2435.07	474.42	0.36
Reach-1	134306		Bridge									
Reach-1	134261	2 year Future	55.00	6857.01	6859.38	6859.38	6859.96	0.027413	6.11	9.00	7.60	0.99
Reach-1	134261	5 year Future	180.00	6857.01	6860.66	6860.66	6861.50	0.023513	7.34	21.81	12.76	0.99
Reach-1	134261	10 year Future	430.00	6857.01	6862.08	6862.08	6862.94	0.021777	7.44	57.82	33.87	1.00
Reach-1	134261	25 year Future	2200.00	6857.01	6865.31	6865.31	6867.28	0.013504	11.57	233.64	69.52	0.94
Reach-1	134261	50 year Future	3400.00	6857.01	6866.76	6866.76	6869.25	0.012354	13.22	341.15	79.29	0.94
Reach-1	134261	100 year Future	4600.00	6857.01	6867.93	6867.93	6870.89	0.011922	14.59	436.80	83.25	0.95
Reach-1	134261	500 year Future	7800.00	6857.01	6869.99	6869.99	6874.61	0.013919	18.59	614.88	90.09	1.07
Reach-1	133652	2 year Future	140.00	6852.00	6853.83	6852.86	6853.85	0.000897	1.12	124.47	122.00	0.20
Reach-1	133652	5 year Future	330.00	6852.00	6854.47	6853.29	6854.51	0.001078	1.55	213.69	159.51	0.23
Reach-1	133652	10 year Future	490.00	6852.00	6854.83	6853.55	6854.89	0.001117	1.83	275.82	180.94	0.24
Reach-1	133652	25 year Future	2400.00	6852.00	6857.42	6855.06	6857.58	0.001134	3.34	912.62	281.80	0.28
Reach-1	133652	50 year Future	3700.00	6852.00	6858.66	6855.74	6858.87	0.001076	3.84	1271.21	293.98	0.29
Reach-1	133652	100 year Future	5100.00	6852.00	6859.75	6856.42	6860.00	0.001076	4.32	1595.64	304.59	0.29
Reach-1	133652	500 year Future	8700.00	6852.00	6861.82	6857.63	6862.20	0.001171	5.40	2239.24	315.30	0.32
Reach-1	133210	2 year Future	140.00	6852.00	6852.44	6852.44	6852.66	0.033492	3.84	36.48	65.91	1.04
Reach-1	133210	5 year Future	330.00	6852.00	6852.78	6852.78	6853.16	0.025780	4.94	66.88	89.19	1.00
Reach-1	133210	10 year Future	490.00	6852.00	6853.01	6853.01	6853.50	0.023331	5.61	87.81	91.38	1.00
Reach-1	133210	25 year Future	2400.00	6852.00	6854.84	6854.84	6856.20	0.016392	9.45	267.45	104.81	0.99
Reach-1	133210	50 year Future	3700.00	6852.00	6855.79	6855.79	6857.54	0.014409	10.77	370.21	111.26	0.98
Reach-1	133210	100 year Future	5100.00	6852.00	6856.87	6856.87	6858.73	0.011176	11.23	547.16	179.81	0.90
Reach-1	133210	500 year Future	8700.00	6852.00	6858.94		6860.94	0.008199	12.19	1040.31	308.58	0.82
Reach-1	132710	2 year Future	140.00	6848.00	6848.95	6848.53	6849.02	0.002196	2.03	69.02	84.32	0.40
Reach-1	132710	5 year Future	330.00	6848.00	6849.51	6848.91	6849.63	0.002293	2.78	118.79	93.70	0.43
Reach-1	132710	10 year Future	490.00	6848.00	6849.85	6849.15	6850.01	0.002302	3.26	151.16	97.50	0.45
Reach-1	132710	25 year Future	2400.00	6848.00	6852.36	6850.98	6852.93	0.002309	6.11	424.97	118.81	0.53
Reach-1	132710	50 year Future	3700.00	6848.00	6853.19	6851.88	6854.10	0.002943	7.79	525.49	124.83	0.62
Reach-1	132710	100 year Future	5100.00	6848.00	6854.01	6852.75	6855.26	0.003315	9.16	632.10	139.09	0.67
Reach-1	132710	500 year Future	8700.00	6848.00	6855.13	6854.70	6857.85	0.005266	12.99	816.54	196.15	0.87
Reach-1	132340	2 year Future	140.00	6846.00	6848.71	6846.71	6847.00	0.028526	4.32	32.42	56.60	1.01
Reach-1	132340	5 year Future	330.00	6846.00	6847.16	6847.16	6847.63	0.023787	5.51	60.34	66.40	1.00
Reach-1	132340	10 year Future	490.00	6846.00	6847.44	6847.44	6848.04	0.021298	6.23	81.26	76.06	0.99
Reach-1	132340	25 year Future	2400.00	6846.00	6849.73	6849.73	6851.15	0.013354	9.92	308.16	143.13	0.93
Reach-1	132340	50 year Future	3700.00	6846.00	6851.09	6851.09	6852.34	0.008555	9.86	614.93	281.55	0.79
Reach-1	132340	100 year Future	5100.00	6846.00	6851.56	6851.56	6853.22	0.010605	11.67	750.04	294.69	0.89
Reach-1	132340	500 year Future	8700.00	6846.00	6853.15	6853.15	6854.90	0.009121	12.88	1289.97	358.68	0.86
Reach-1	132040	2 year Future	140.00	6842.00	6843.03	6842.69	6843.12	0.005886	2.46	56.92	70.76	0.48
Reach-1	132040	5 year Future	330.00	6842.00	6843.59	6843.11	6843.76	0.006158	3.32	99.31	81.24	0.53
Reach-1	132040	10 year Future	490.00	6842.00	6843.91	6843.37	6844.15	0.006276	3.87	127.35	90.71	0.55
Reach-1	132040	25 year Future	2400.00	6842.00	6846.18	6845.32	6846.83	0.005989	6.76	455.82	193.13	0.62
Reach-1	132040	50 year Future	3700.00	6842.00	6847.25	6846.24	6848.04	0.005445	7.65	672.73	213.27	0.62
Reach-1	132040	100 year Future	5100.00	6842.00	6848.20	6847.02	6849.12	0.005131	8.40	885.31	230.53	0.62
Reach-1	132040	500 year Future	8700.00	6842.00	6850.47	6848.58	6851.64	0.004384	9.71	1461.54	309.47	0.61
Reach-1	131565	2 year Future	140.00	6838.00	6838.75	6838.62	6838.95	0.014430	3.56	39.32	54.94	0.74
Reach-1	131565	5 year Future	330.00	6838.00	6839.29	6839.08	6839.63	0.013060	4.74	69.83	58.68	0.77
Reach-1	131565	10 year Future	490.00	6838.00	6839.66	6839.39	6840.10	0.012055	5.32	92.08	61.27	0.77
Reach-1	131565	25 year Future	2400.00	6838.00	6842.55		6843.53	0.007975	7.97	307.14	101.73	0.72
Reach-1	131565	50 year Future	3700.00	6838.00	6843.75		6845.02	0.007255	9.14	456.25	141.22	0.72
Reach-1	131565	100 year Future	5100.00	6838.00	6844.95		6846.38	0.006285	9.83	633.73	151.95	0.70
Reach-1	131565	500 year Future	8700.00	6838.00	6846.84		6848.97	0.006861	12.27	964.79	247.32	0.76
Reach-1	131077	2 year Future	140.00	6834.00	6835.68		6835.77	0.003827	2.34	59.87	55.83	0.40
Reach-1	131077	5 year Future	330.00	6834.00	6836.41		6836.58	0.003554	3.23	103.70	63.85	0.43
Reach-1	131077	10 year Future	490.00	6834.00	6836.87		6837.09	0.003622	3.80	133.88	68.83	0.45
Reach-1	131077	25 year Future	2400.00	6834.00	6840.25		6840.96	0.003536	6.96	458.04	161.38	0.52
Reach-1	131077	50 year Future	3700.00	6834.00	6841.82		6842.64	0.003186	7.78	730.15	187.62	0.51
Reach-1	131077	100 year Future	5100.00	6834.00	6843.08		6844.10	0.003293	8.61	1035.05	305.96	0.53
Reach-1	131077	500 year Future	8700.00	6834.00	6845.94		6846.78	0.002296	8.94	2208.81	502.38	0.47
Reach-1	130643	2 year Future	140.00	6832.00	6833.16	6832.90	6833.33	0.009628	3.35	41.84	47.78	0.63

HEC-RAS Plan: UMC Future River: Monument Creek Reach: Reach-1 (Continued)

Reach	River Sta	Profile	Q Total	Min Ch El	W.S. Elev	Crit W.S.	E.G. Elev	E.G. Slope	Vel Chnl	Flow Area	Top Width	Froude # Chl
			(cfs)	(ft)	(ft)	(ft)	(ft)	(ft/ft)	(ft/s)	(sq ft)	(ft)	
Reach-1	130643	5 year Future	330.00	6832.00	6833.72		6834.06	0.010792	4.73	70.21	52.57	0.71
Reach-1	130643	10 year Future	490.00	6832.00	6834.08		6834.56	0.010716	5.53	89.85	54.28	0.74
Reach-1	130643	25 year Future	2400.00	6832.00	6838.82		6838.42	0.010396	10.25	255.92	67.02	0.85
Reach-1	130643	50 year Future	3700.00	6832.00	6838.47		6840.41	0.008411	11.37	373.69	76.98	0.81
Reach-1	130643	100 year Future	5100.00	6832.00	6842.42		6842.97	0.001852	7.02	1640.50	404.31	0.39
Reach-1	130643	500 year Future	8700.00	6832.00	6845.52		6845.97	0.001173	7.08	3019.73	480.76	0.34
Reach-1	130367	2 year Future	140.00	6830.00	6831.44		6831.54	0.004542	2.55	54.81	53.05	0.44
Reach-1	130367	5 year Future	340.00	6830.00	6832.37		6832.51	0.003275	3.09	111.81	73.83	0.41
Reach-1	130367	10 year Future	510.00	6830.00	6832.93		6833.12	0.002862	3.48	160.00	97.05	0.40
Reach-1	130367	25 year Future	2500.00	6830.00	6837.12		6837.32	0.001104	4.29	1272.94	349.97	0.30
Reach-1	130367	50 year Future	3800.00	6830.00	6839.21		6839.39	0.000765	4.30	2071.78	393.86	0.26
Reach-1	130367	100 year Future	5200.00	6830.00	6842.54		6842.66	0.000368	3.70	3448.49	434.53	0.19
Reach-1	130367	500 year Future	8800.00	6830.00	6845.53		6845.71	0.000424	4.63	4808.90	473.89	0.21
Reach-1	130255	2 year Future	140.00	6829.08	6831.12	6830.22	6831.19	0.002169	2.18	64.25	45.09	0.32
Reach-1	130255	5 year Future	340.00	6829.08	6832.03	6830.87	6832.18	0.002665	3.10	109.63	52.91	0.36
Reach-1	130255	10 year Future	510.00	6829.08	6832.58	6831.31	6832.79	0.002895	3.67	139.07	55.64	0.41
Reach-1	130255	25 year Future	2500.00	6829.08	6836.10	6834.08	6836.93	0.003660	7.31	352.22	63.99	0.53
Reach-1	130255	50 year Future	3800.00	6829.08	6837.79	6835.34	6838.94	0.003848	8.62	462.97	67.23	0.55
Reach-1	130255	100 year Future	5200.00	6829.08	6841.34	6836.51	6842.32	0.001877	7.99	713.88	74.06	0.42
Reach-1	130255	500 year Future	8800.00	6829.08	6843.07	6839.18	6845.06	0.003209	11.49	1082.32	268.82	0.56
Reach-1	130150		Bridge									
Reach-1	130130	2 year Future	140.00	6828.87	6830.23	6830.01	6830.46	0.011969	3.90	35.94	38.06	0.71
Reach-1	130130	5 year Future	340.00	6828.87	6830.93	6830.67	6831.35	0.012223	5.21	65.27	45.32	0.77
Reach-1	130130	10 year Future	510.00	6828.87	6831.37	6831.04	6831.91	0.012437	5.93	86.00	49.76	0.79
Reach-1	130130	25 year Future	2500.00	6828.87	6834.03	6833.88	6835.60	0.012668	10.67	238.67	60.42	0.93
Reach-1	130130	50 year Future	3800.00	6828.87	6835.20	6835.12	6837.65	0.012763	12.57	308.89	62.67	0.97
Reach-1	130130	100 year Future	5200.00	6828.87	6836.31	6836.31	6839.42	0.012592	14.18	378.99	64.79	0.99
Reach-1	130130	500 year Future	8800.00	6828.87	6838.99	6838.99	6843.31	0.011008	16.77	559.45	69.93	0.98
Reach-1	129900	2 year Future	140.00	6826.00	6827.65	6827.31	6827.90	0.009658	3.97	35.23	30.43	0.65
Reach-1	129900	5 year Future	340.00	6826.00	6828.52	6828.09	6828.94	0.008416	5.26	72.91	57.80	0.66
Reach-1	129900	10 year Future	510.00	6826.00	6829.06		6829.58	0.007822	5.96	108.61	75.61	0.67
Reach-1	129900	25 year Future	2500.00	6826.00	6832.44		6833.39	0.005882	9.16	462.88	115.00	0.67
Reach-1	129900	50 year Future	3800.00	6826.00	6833.92		6835.07	0.005575	10.36	637.87	120.92	0.67
Reach-1	129900	100 year Future	5200.00	6826.00	6835.31	6833.57	6836.63	0.005336	11.37	808.31	125.68	0.68
Reach-1	129900	500 year Future	8800.00	6826.00	6838.30	6835.69	6840.03	0.004970	13.35	1199.82	136.92	0.69
Reach-1	129628	2 year Future	140.00	6824.00	6825.77	6825.23	6825.95	0.005410	3.39	42.43	38.01	0.51
Reach-1	129628	5 year Future	340.00	6824.00	6826.61	6825.99	6826.98	0.006196	4.97	81.07	57.74	0.58
Reach-1	129628	10 year Future	510.00	6824.00	6827.10	6826.53	6827.61	0.006701	5.89	112.91	71.91	0.63
Reach-1	129628	25 year Future	2500.00	6824.00	6830.22		6831.52	0.007799	10.56	390.52	98.34	0.77
Reach-1	129628	50 year Future	3800.00	6824.00	6831.63		6833.25	0.007682	12.10	533.24	103.88	0.79
Reach-1	129628	100 year Future	5200.00	6824.00	6832.98		6834.88	0.007416	13.33	677.25	109.16	0.80
Reach-1	129628	500 year Future	8800.00	6824.00	6835.79		6838.33	0.007203	15.86	999.79	120.17	0.83
Reach-1	129188	2 year Future	140.00	6820.00	6821.04	6821.04	6821.43	0.026335	4.98	28.13	37.41	1.01
Reach-1	129188	5 year Future	340.00	6820.00	6821.65	6821.65	6822.28	0.022333	6.36	53.78	45.66	1.01
Reach-1	129188	10 year Future	510.00	6820.00	6822.04	6822.04	6822.85	0.019948	7.22	72.23	49.03	1.00
Reach-1	129188	25 year Future	2500.00	6820.00	6825.00	6825.00	6827.03	0.013330	11.80	251.76	69.95	0.97
Reach-1	129188	50 year Future	3800.00	6820.00	6826.36	6826.36	6828.94	0.012267	13.46	351.73	77.03	0.97
Reach-1	129188	100 year Future	5200.00	6820.00	6827.61	6827.61	6830.72	0.011672	14.91	452.13	84.42	0.98
Reach-1	129188	500 year Future	8800.00	6820.00	6830.38	6830.38	6834.43	0.010263	17.38	709.55	100.16	0.97
Reach-1	128727	2 year Future	140.00	6816.00	6817.10	6816.50	6817.14	0.001920	1.48	94.37	108.26	0.28
Reach-1	128727	5 year Future	340.00	6816.00	6817.76	6816.87	6817.82	0.001908	1.95	174.83	134.38	0.30
Reach-1	128727	10 year Future	510.00	6816.00	6818.14	6817.11	6818.22	0.001843	2.27	226.98	140.85	0.31
Reach-1	128727	25 year Future	2500.00	6816.00	6821.19	6818.68	6821.41	0.001336	3.83	717.86	183.40	0.31
Reach-1	128727	50 year Future	3800.00	6816.00	6822.70	6819.38	6822.97	0.001180	4.32	1059.45	279.36	0.30
Reach-1	128727	100 year Future	5200.00	6816.00	6824.20	6820.06	6824.50	0.000995	4.58	1525.02	384.70	0.29
Reach-1	128727	500 year Future	8800.00	6816.00	6825.71	6821.60	6826.20	0.001371	6.06	2165.57	457.38	0.35
Reach-1	128250	2 year Future	140.00	6814.00	6814.91	6814.77	6815.12	0.015173	3.75	37.38	50.27	0.77
Reach-1	128250	5 year Future	340.00	6814.00	6815.50	6815.30	6815.86	0.013823	4.85	70.30	60.84	0.79
Reach-1	128250	10 year Future	510.00	6814.00	6815.86	6815.63	6816.34	0.012715	5.56	92.80	64.03	0.79
Reach-1	128250	25 year Future	2500.00	6814.00	6818.28	6818.05	6819.84	0.012152	10.22	271.62	83.78	0.91
Reach-1	128250	50 year Future	3800.00	6814.00	6819.29	6819.29	6821.46	0.012694	12.15	363.17	97.56	0.96
Reach-1	128250	100 year Future	5200.00	6814.00	6819.90	6819.90	6823.00	0.015894	14.60	425.87	105.94	1.09
Reach-1	128250	500 year Future	8800.00	6814.00	6823.11	6823.11	6824.87	0.006115	12.34	1427.04	444.69	0.73
Reach-1	127781	2 year Future	140.00	6812.00	6812.99		6813.03	0.002030	1.59	87.89	94.33	0.29
Reach-1	127781	5 year Future	340.00	6812.00	6813.64		6813.72	0.002139	2.26	150.50	99.23	0.32
Reach-1	127781	10 year Future	510.00	6812.00	6814.06		6814.17	0.002204	2.65	192.74	102.41	0.34
Reach-1	127781	25 year Future	2500.00	6812.00	6816.69		6817.27	0.002495	4.89	518.88	137.32	0.41
Reach-1	127781	50 year Future	3800.00	6812.00	6818.24	6815.70	6818.79	0.002279	5.53	796.68	285.80	0.41
Reach-1	127781	100 year Future	5200.00	6812.00	6819.41	6816.47	6819.90	0.001990	5.87	1200.91	368.06	0.40
Reach-1	127781	500 year Future	8800.00	6812.00	6821.07	6818.59	6821.74	0.002238	7.19	1830.38	390.65	0.44

HEC-RAS Plan: UMC Future River: Monument Creek Reach: Reach-1 (Continued)

Reach	River Sta	Profile	Q Total	Min Ch El	W.S. Elev	Crit W.S.	E.G. Elev	E.G. Slope	Vel Chnl	Flow Area	Top Width	Froude # Chl
			(cfs)	(ft)	(ft)	(ft)	(ft)	(ft/ft)	(ft/s)	(sq ft)	(ft)	
Reach-1	142637	500_year_Future	9200.00	6940.00	6948.88	6947.97	6950.18	0.020375	18.34	1170.17	587.53	1.27
Reach-1	142157	2_year_Future	74.00	6936.13	6937.66		6937.74	0.004162	2.27	32.63	35.10	0.41
Reach-1	142157	5_year_Future	580.00	6936.13	6939.86		6939.93	0.003521	4.32	209.59	207.03	0.46
Reach-1	142157	10_year_Future	1200.00	6936.13	6939.96	6939.96	6940.67	0.009464	7.56	273.76	249.29	0.76
Reach-1	142157	25_year_Future	3200.00	6936.13	6941.71	6941.29	6942.23	0.005736	7.96	943.51	518.69	0.64
Reach-1	142157	50_year_Future	4400.00	6936.13	6942.23	6941.77	6942.81	0.006079	8.78	1244.68	657.09	0.67
Reach-1	142157	100_year_Future	5700.00	6936.13	6942.51	6942.24	6943.23	0.007505	10.09	1439.98	741.41	0.75
Reach-1	142157	500_year_Future	9200.00	6936.13	6943.22	6943.22	6944.10	0.008984	11.95	2039.18	932.48	0.84
Reach-1	141674	2_year_Future	74.00	6932.00	6933.20	6933.20	6933.65	0.024939	5.39	13.73	15.23	1.00
Reach-1	141674	5_year_Future	580.00	6932.00	6935.64	6935.64	6936.44	0.021098	7.19	80.71	51.58	1.01
Reach-1	141674	10_year_Future	1200.00	6932.00	6937.00	6936.71	6937.25	0.004674	4.81	506.07	535.53	0.52
Reach-1	141674	25_year_Future	3200.00	6932.00	6937.46		6938.18	0.013231	9.00	773.70	643.18	0.90
Reach-1	141674	50_year_Future	4400.00	6932.00	6937.81		6938.58	0.013534	9.77	1011.98	725.71	0.93
Reach-1	141674	100_year_Future	5700.00	6932.00	6938.30		6938.94	0.010575	9.43	1396.43	838.82	0.84
Reach-1	141674	500_year_Future	9200.00	6932.00	6939.19	6938.87	6939.75	0.008230	9.54	2215.38	943.35	0.76
Reach-1	141565	2_year_Future	74.00	6928.79	6931.60	6930.02	6931.64	0.000551	1.46	52.15	24.78	0.17
Reach-1	141565	5_year_Future	580.00	6928.79	6934.89	6932.13	6935.13	0.001383	4.19	237.45	235.83	0.31
Reach-1	141565	10_year_Future	1200.00	6928.79	6933.84	6933.84	6935.88	0.014163	11.67	113.60	30.06	0.96
Reach-1	141565	25_year_Future	3200.00	6928.79	6936.65	6936.65	6937.34	0.004905	9.46	989.16	758.05	0.62
Reach-1	141565	50_year_Future	4400.00	6928.79	6937.45	6937.01	6937.77	0.002844	7.72	1848.19	864.87	0.46
Reach-1	141565	100_year_Future	5700.00	6928.79	6937.93	6937.21	6938.24	0.002827	8.00	2280.63	919.45	0.46
Reach-1	141565	500_year_Future	9200.00	6928.79	6938.79	6937.89	6939.12	0.003126	8.96	3076.93	935.15	0.51
Reach-1	141506		Culvert									
Reach-1	141453	2_year_Future	74.00	6926.67	6928.74	6927.69	6928.81	0.002047	2.17	34.42	23.03	0.31
Reach-1	141453	5_year_Future	580.00	6926.67	6932.13	6930.01	6932.54	0.002497	5.19	128.15	31.03	0.41
Reach-1	141453	10_year_Future	1200.00	6926.67	6932.87	6931.74	6934.15	0.006634	9.28	150.86	140.38	0.69
Reach-1	141453	25_year_Future	3200.00	6926.67	6935.34	6935.17	6936.04	0.004062	9.23	1160.01	774.88	0.57
Reach-1	141453	50_year_Future	4400.00	6926.67	6938.58	6935.64	6936.77	0.001526	6.22	2606.03	852.90	0.38
Reach-1	141453	100_year_Future	5700.00	6926.67	6936.63	6936.01	6936.93	0.002451	7.91	2648.56	854.84	0.45
Reach-1	141453	500_year_Future	9200.00	6926.67	6937.66	6936.39	6938.01	0.002849	9.14	3552.02	894.85	0.50
Reach-1	141293	2_year_Future	74.00	6926.00	6928.57		6928.60	0.000782	1.18	62.59	36.72	0.18
Reach-1	141293	5_year_Future	580.00	6926.00	6931.99		6932.06	0.001549	2.04	284.30	122.32	0.24
Reach-1	141293	10_year_Future	1200.00	6926.00	6933.23		6933.27	0.000709	1.83	1082.02	701.81	0.17
Reach-1	141293	25_year_Future	3200.00	6926.00	6935.53		6935.56	0.000367	1.84	2840.64	793.05	0.13
Reach-1	141293	50_year_Future	4400.00	6926.00	6936.56		6936.59	0.000324	1.93	3683.51	812.70	0.13
Reach-1	141293	100_year_Future	5700.00	6926.00	6936.59		6936.85	0.000531	2.47	3692.89	813.40	0.17
Reach-1	141293	500_year_Future	9200.00	6926.00	6937.58		6937.88	0.000760	3.23	4501.65	832.24	0.20
Reach-1	140841	2_year_Future	74.00	6926.00	6927.16	6927.16	6927.52	0.027144	4.79	15.44	22.09	1.01
Reach-1	140841	5_year_Future	580.00	6926.00	6929.13	6929.13	6930.26	0.018977	8.51	68.13	30.65	1.01
Reach-1	140841	10_year_Future	1200.00	6926.00	6930.59	6930.59	6932.23	0.017089	10.25	117.10	36.39	1.01
Reach-1	140841	25_year_Future	3200.00	6926.00	6933.75	6933.75	6934.99	0.007663	10.06	532.63	227.68	0.74
Reach-1	140841	50_year_Future	4400.00	6926.00	6933.95	6933.95	6935.96	0.012200	12.97	577.40	231.94	0.94
Reach-1	140841	100_year_Future	5700.00	6926.00	6935.25	6935.25	6936.02	0.005080	9.55	1632.37	871.96	0.62
Reach-1	140841	500_year_Future	9200.00	6926.00	6935.86	6935.88	6936.81	0.006657	11.53	2161.46	875.75	0.72
Reach-1	140333	2_year_Future	74.00	6922.00	6924.31	6923.27	6924.35	0.001347	1.89	98.11	258.71	0.25
Reach-1	140333	5_year_Future	580.00	6922.00	6925.52	6924.81	6925.59	0.002146	3.38	450.89	319.98	0.34
Reach-1	140333	10_year_Future	1200.00	6922.00	6926.37	6925.22	6926.45	0.002253	4.09	739.26	354.91	0.37
Reach-1	140333	25_year_Future	3200.00	6922.00	6928.08	6926.11	6928.24	0.003514	6.52	1534.91	698.42	0.49
Reach-1	140333	50_year_Future	4400.00	6922.00	6928.63	6926.49	6928.79	0.003414	6.84	1917.92	715.30	0.49
Reach-1	140333	100_year_Future	5700.00	6922.00	6929.13	6926.88	6929.31	0.003415	7.21	2289.36	741.28	0.49
Reach-1	140333	500_year_Future	9200.00	6922.00	6930.33	6927.08	6930.53	0.003391	8.02	3197.52	808.82	0.51
Reach-1	139841	2_year_Future	74.00	6922.00	6922.31	6922.31	6922.47	0.036507	3.16	23.39	78.59	1.02
Reach-1	139841	5_year_Future	580.00	6922.00	6923.77		6923.96	0.005676	3.55	163.46	114.26	0.52
Reach-1	139841	10_year_Future	1200.00	6922.00	6924.76		6925.01	0.003886	4.05	365.00	331.55	0.47
Reach-1	139841	25_year_Future	3200.00	6922.00	6926.15		6926.49	0.003558	5.30	1072.24	620.23	0.48
Reach-1	139841	50_year_Future	4400.00	6922.00	6926.62		6927.00	0.003769	5.90	1363.74	627.34	0.51
Reach-1	139841	100_year_Future	5700.00	6922.00	6927.06		6927.49	0.003899	6.42	1644.28	632.63	0.53
Reach-1	139841	500_year_Future	9200.00	6922.00	6928.11		6928.66	0.004134	7.58	2321.89	712.00	0.56
Reach-1	139545	2_year_Future	74.00	6918.08	6920.28	6919.18	6920.33	0.001289	1.73	43.53	34.32	0.25
Reach-1	139545	5_year_Future	580.00	6918.08	6922.57	6921.18	6922.85	0.002641	4.59	217.10	206.56	0.42
Reach-1	139545	10_year_Future	1200.00	6918.08	6923.30	6922.89	6923.78	0.004262	6.56	424.95	359.16	0.54
Reach-1	139545	25_year_Future	3200.00	6918.08	6924.76	6924.38	6925.27	0.004701	8.30	1162.93	648.99	0.60
Reach-1	139545	50_year_Future	4400.00	6918.08	6925.28	6924.94	6925.76	0.004626	8.71	1503.63	653.40	0.60
Reach-1	139545	100_year_Future	5700.00	6918.08	6925.79	6925.25	6926.25	0.004513	9.04	1833.19	655.87	0.60
Reach-1	139545	500_year_Future	9200.00	6918.08	6926.88	6925.91	6927.36	0.004516	9.96	2550.25	661.20	0.62
Reach-1	139115	2_year_Future	74.00	6918.00	6918.57	6918.57	6918.78	0.031273	3.66	20.20	48.47	1.00
Reach-1	139115	5_year_Future	580.00	6918.00	6919.72	6919.72	6920.31	0.022271	6.19	93.70	79.28	1.00
Reach-1	139115	10_year_Future	1200.00	6918.00	6920.52	6920.52	6920.98	0.011078	6.04	340.76	428.08	0.77
Reach-1	139115	25_year_Future	3200.00	6918.00	6921.36	6921.36	6922.07	0.013195	8.40	735.78	505.02	0.89
Reach-1	139115	50_year_Future	4400.00	6918.00	6921.74	6921.74	6922.55	0.013594	9.29	933.39	538.38	0.92

HEC-RAS Plan: UMC Future River: Monument Creek Reach: Reach-1 (Continued)

Reach	River Sta	Profile	Q Total	Min Ch El	W.S. Elev	Crit W.S.	E.G. Elev	E.G. Slope	Vel Chnl	Flow Area	Top Width	Froude # Chl
			(cfs)	(ft)	(ft)	(ft)	(ft)	(ft/ft)	(ft/s)	(sq ft)	(ft)	
Reach-1	139115	100_year_Future	5700.00	6918.00	6922.05	6922.05	6922.99	0.014995	10.28	1100.71	551.21	0.97
Reach-1	139115	500_year_Future	9200.00	6918.00	6922.79	6922.79	6924.00	0.015868	12.09	1522.44	582.27	1.04
Reach-1	137338	2_year_Future	74.00	6906.00	6915.36	6906.06	6915.36	0.000000	0.01	9187.79	1086.62	0.00
Reach-1	137338	5_year_Future	580.00	6906.00	6916.35	6906.23	6916.35	0.000000	0.06	10284.90	1120.46	0.00
Reach-1	137338	10_year_Future	1200.00	6906.00	6917.17	6906.38	6917.17	0.000000	0.11	11200.45	1138.83	0.01
Reach-1	137338	25_year_Future	3200.00	6906.00	6919.06	6906.73	6919.06	0.000001	0.24	13423.44	1211.54	0.01
Reach-1	137338	50_year_Future	4400.00	6906.00	6919.97	6906.91	6919.97	0.000002	0.31	14538.46	1232.95	0.02
Reach-1	137338	100_year_Future	5700.00	6906.00	6920.83	6907.07	6920.83	0.000003	0.38	15604.97	1243.47	0.02
Reach-1	137338	500_year_Future	9200.00	6906.00	6922.78	6907.48	6922.78	0.000005	0.54	18045.51	1265.36	0.02
Reach-1	137157		Int Struct									
Reach-1	136796	2_year_Future	55.00	6880.00	6880.61		6880.62	0.001099	0.88	64.16	110.39	0.20
Reach-1	136796	5_year_Future	160.00	6880.00	6881.30		6881.32	0.000681	1.13	143.49	119.68	0.18
Reach-1	136796	10_year_Future	430.00	6880.00	6882.50		6882.54	0.000509	1.52	296.28	134.54	0.17
Reach-1	136796	25_year_Future	2200.00	6880.00	6886.72		6886.83	0.000427	2.72	926.51	160.26	0.19
Reach-1	136796	50_year_Future	3400.00	6880.00	6888.53		6888.69	0.000444	3.25	1224.71	169.22	0.20
Reach-1	136796	100_year_Future	4600.00	6880.00	6890.09		6890.28	0.000448	3.68	1495.45	177.85	0.20
Reach-1	136796	500_year_Future	7800.00	6880.00	6893.95		6894.21	0.000407	4.33	2224.54	198.52	0.20
Reach-1	136675	2_year_Future	55.00	6878.00	6880.42		6880.45	0.001667	1.39	39.78	44.69	0.26
Reach-1	136675	5_year_Future	160.00	6878.00	6881.07	6880.26	6881.16	0.002379	2.37	70.08	48.90	0.33
Reach-1	136675	10_year_Future	430.00	6878.00	6882.15		6882.35	0.002905	3.71	126.61	55.37	0.40
Reach-1	136675	25_year_Future	2200.00	6878.00	6885.60		6886.48	0.004269	7.83	348.90	73.75	0.56
Reach-1	136675	50_year_Future	3400.00	6878.00	6886.77		6888.18	0.005480	9.97	439.07	80.01	0.65
Reach-1	136675	100_year_Future	4600.00	6878.00	6887.59		6889.60	0.006871	11.99	506.16	84.36	0.74
Reach-1	136675	500_year_Future	7800.00	6878.00	6888.97	6888.97	6892.96	0.011203	17.01	628.42	91.77	0.97
Reach-1	136282	2_year_Future	55.00	6878.00	6878.51	6878.51	6878.69	0.033427	3.39	16.21	45.86	1.01
Reach-1	136282	5_year_Future	160.00	6878.00	6879.00		6879.23	0.015105	3.88	43.27	66.24	0.77
Reach-1	136282	10_year_Future	430.00	6878.00	6881.95		6881.99	0.000381	1.74	390.33	151.56	0.18
Reach-1	136282	25_year_Future	2200.00	6878.00	6885.49		6885.65	0.000794	3.93	995.15	188.28	0.26
Reach-1	136282	50_year_Future	3400.00	6878.00	6886.78		6887.04	0.001039	5.01	1247.18	204.77	0.30
Reach-1	136282	100_year_Future	4600.00	6878.00	6887.76		6888.13	0.001271	5.98	1455.65	218.40	0.34
Reach-1	136282	500_year_Future	7800.00	6878.00	6889.70	6884.96	6890.42	0.001946	8.34	2062.03	427.27	0.43
Reach-1	136180	2_year_Future	55.00	6872.98	6875.18	6875.10	6875.64	0.021009	5.44	10.12	9.14	0.90
Reach-1	136180	5_year_Future	160.00	6872.98	6878.69	6876.23	6878.88	0.001357	3.55	59.43	19.48	0.29
Reach-1	136180	10_year_Future	430.00	6872.98	6881.58	6878.16	6881.85	0.001281	4.76	237.27	126.35	0.31
Reach-1	136180	25_year_Future	2200.00	6872.98	6883.69	6883.69	6885.10	0.006914	13.05	567.94	181.11	0.74
Reach-1	136180	50_year_Future	3400.00	6872.98	6884.93	6884.93	6886.44	0.007508	14.74	807.52	203.68	0.79
Reach-1	136180	100_year_Future	4600.00	6872.98	6885.68	6885.68	6887.44	0.008808	16.69	980.73	207.29	0.86
Reach-1	136180	500_year_Future	7800.00	6872.98	6888.53	6888.53	6889.90	0.006668	16.82	2092.29	562.54	0.78
Reach-1	136150		Culvert									
Reach-1	136121	2_year_Future	55.00	6871.57	6874.26	6873.69	6874.48	0.006317	3.77	14.92	10.51	0.53
Reach-1	136121	5_year_Future	160.00	6871.57	6875.25	6874.82	6875.93	0.010287	6.64	26.74	13.22	0.73
Reach-1	136121	10_year_Future	430.00	6871.57	6876.75	6876.75	6878.51	0.015185	10.93	49.54	17.38	0.95
Reach-1	136121	25_year_Future	2200.00	6871.57	6882.27	6882.27	6883.69	0.006968	13.09	565.86	180.88	0.74
Reach-1	136121	50_year_Future	3400.00	6871.57	6883.52	6883.52	6885.03	0.007534	14.76	806.38	203.62	0.79
Reach-1	136121	100_year_Future	4600.00	6871.57	6884.29	6884.29	6886.03	0.008705	16.61	984.84	207.17	0.86
Reach-1	136121	500_year_Future	7800.00	6871.57	6885.20	6885.20	6888.48	0.016040	23.72	1160.02	222.87	1.18
Reach-1	135934	2_year_Future	55.00	6872.00	6872.78		6872.92	0.010739	3.00	18.35	26.49	0.63
Reach-1	135934	5_year_Future	160.00	6872.00	6873.36		6873.70	0.011888	4.69	34.98	36.81	0.74
Reach-1	135934	10_year_Future	430.00	6872.00	6874.30	6874.07	6875.06	0.012914	7.09	67.78	41.91	0.84
Reach-1	135934	25_year_Future	2200.00	6872.00	6876.28	6877.58	6880.43	0.032703	17.31	180.05	68.04	1.49
Reach-1	135934	50_year_Future	3400.00	6872.00	6877.86	6879.06	6881.99	0.022740	17.89	300.88	82.82	1.31
Reach-1	135934	100_year_Future	4600.00	6872.00	6879.49	6880.35	6883.27	0.015916	17.88	448.27	99.78	1.14
Reach-1	135934	500_year_Future	7800.00	6872.00	6882.68	6883.77	6886.07	0.010268	18.01	1156.46	487.32	0.98
Reach-1	135696	2_year_Future	55.00	6868.00	6868.72	6868.72	6869.02	0.027777	4.41	12.48	20.71	1.00
Reach-1	135696	5_year_Future	160.00	6868.00	6869.34	6869.34	6869.94	0.021804	6.21	26.61	24.44	0.99
Reach-1	135696	10_year_Future	430.00	6868.00	6870.46	6870.46	6871.53	0.016915	8.44	57.63	31.09	0.97
Reach-1	135696	25_year_Future	2200.00	6868.00	6874.44	6874.44	6876.24	0.009613	12.35	319.34	92.95	0.87
Reach-1	135696	50_year_Future	3400.00	6868.00	6875.62	6875.71	6878.01	0.010910	14.75	432.89	99.66	0.95
Reach-1	135696	100_year_Future	4600.00	6868.00	6876.28	6876.84	6879.58	0.013971	17.65	499.25	103.81	1.09
Reach-1	135696	500_year_Future	7800.00	6868.00	6878.64	6880.51	6883.09	0.014419	21.25	808.26	218.96	1.15
Reach-1	135244	2_year_Future	55.00	6864.00	6864.93	6864.40	6864.96	0.001812	1.35	40.80	51.72	0.27
Reach-1	135244	5_year_Future	160.00	6864.00	6865.64	6864.79	6865.71	0.001771	2.03	80.41	59.12	0.29
Reach-1	135244	10_year_Future	430.00	6864.00	6866.80	6865.43	6866.94	0.001792	3.00	155.55	70.80	0.33
Reach-1	135244	25_year_Future	2200.00	6864.00	6870.59	6867.90	6871.02	0.001934	5.84	582.43	199.63	0.39
Reach-1	135244	50_year_Future	3400.00	6864.00	6872.42	6869.15	6872.84	0.001512	5.89	1026.53	283.55	0.36
Reach-1	135244	100_year_Future	4600.00	6864.00	6874.08	6870.51	6874.45	0.001157	5.83	1556.53	353.45	0.33
Reach-1	135244	500_year_Future	7800.00	6864.00	6876.45	6872.49	6876.86	0.001140	6.67	2478.51	410.34	0.34
Reach-1	134824	2_year_Future	55.00	6862.00	6862.70	6862.70	6862.99	0.028914	4.34	12.66	22.00	1.01
Reach-1	134824	5_year_Future	160.00	6862.00	6863.31	6863.31	6863.81	0.024363	5.68	28.18	28.69	1.01

HEC-RAS Plan: UMC Future River: Monument Creek Reach: Reach-1 (Continued)

Reach	River Sta	Profile	Q Total	Min Ch El	W.S. Elev	Crit W.S.	E.G. Elev	E.G. Slope	Vel Chnl	Flow Area	Top Width	Froude # Chl
			(cfs)	(ft)	(ft)	(ft)	(ft)	(ft/ft)	(ft/s)	(sq ft)	(ft)	
Reach-1	150115	500_year_Future	8500.00	7046.00	7052.51	7052.51	7053.98	0.018382	12.95	1301.66	407.73	0.95
Reach-1	149645	2_year_Future	63.00	7036.00	7037.13	7036.80	7037.19	0.009180	2.03	32.09	59.92	0.46
Reach-1	149645	5_year_Future	520.00	7036.00	7038.28	7037.96	7038.65	0.014489	5.19	125.70	103.80	0.69
Reach-1	149645	10_year_Future	1100.00	7036.00	7039.08	7038.79	7039.70	0.016127	7.00	221.61	142.85	0.78
Reach-1	149645	25_year_Future	2900.00	7036.00	7040.87	7040.51	7041.61	0.011183	8.36	604.83	248.45	0.71
Reach-1	149645	50_year_Future	4100.00	7036.00	7041.98	7041.07	7042.62	0.007903	8.18	894.01	271.98	0.62
Reach-1	149645	100_year_Future	5300.00	7036.00	7042.64	7041.58	7043.36	0.007930	8.84	1076.32	285.97	0.63
Reach-1	149645	500_year_Future	8500.00	7036.00	7043.99	7042.68	7044.98	0.009025	10.77	1492.30	344.81	0.69
Reach-1	149150	2_year_Future	63.00	7030.00	7030.70	7030.54	7030.84	0.019111	2.97	21.24	34.49	0.67
Reach-1	149150	5_year_Future	520.00	7030.00	7032.61	7031.93	7032.98	0.009320	4.68	121.66	86.34	0.58
Reach-1	149150	10_year_Future	1100.00	7030.00	7033.77		7034.24	0.007900	5.95	262.03	137.92	0.57
Reach-1	149150	25_year_Future	2900.00	7030.00	7035.50		7036.46	0.009573	8.72	550.77	197.63	0.67
Reach-1	149150	50_year_Future	4100.00	7030.00	7036.04		7037.44	0.013986	11.13	647.11	237.43	0.82
Reach-1	149150	100_year_Future	5300.00	7030.00	7036.71		7038.21	0.013811	11.91	825.30	297.18	0.83
Reach-1	149150	500_year_Future	8500.00	7030.00	7038.03		7039.61	0.012998	13.11	1260.27	341.11	0.83
Reach-1	148789	2_year_Future	63.00	7024.00	7025.17	7024.83	7025.32	0.012465	3.15	19.98	21.21	0.57
Reach-1	148789	5_year_Future	520.00	7024.00	7026.85	7026.85	7027.80	0.023904	7.95	74.77	51.64	0.92
Reach-1	148789	10_year_Future	1100.00	7024.00	7027.90	7027.90	7029.43	0.025656	10.55	143.14	79.57	1.01
Reach-1	148789	25_year_Future	2900.00	7024.00	7029.95	7029.95	7031.62	0.019545	12.64	432.29	171.10	0.96
Reach-1	148789	50_year_Future	4100.00	7024.00	7031.39	7031.39	7032.63	0.012464	11.81	751.35	272.68	0.79
Reach-1	148789	100_year_Future	5300.00	7024.00	7031.94	7031.94	7033.29	0.013218	12.80	910.41	310.87	0.83
Reach-1	148789	500_year_Future	8500.00	7024.00	7033.06	7033.06	7034.64	0.014648	14.80	1304.04	388.31	0.89
Reach-1	148487	2_year_Future	63.00	7020.00	7020.67	7020.52	7020.78	0.018312	2.64	23.82	44.61	0.64
Reach-1	148487	5_year_Future	520.00	7020.00	7022.20	7021.71	7022.49	0.010642	4.33	138.92	160.03	0.59
Reach-1	148487	10_year_Future	1100.00	7020.00	7023.11	7022.58	7023.46	0.008471	5.15	289.93	171.29	0.56
Reach-1	148487	25_year_Future	2900.00	7020.00	7024.73	7023.63	7025.35	0.008596	7.18	580.13	185.66	0.62
Reach-1	148487	50_year_Future	4100.00	7020.00	7025.55	7024.47	7026.31	0.008722	8.14	734.76	193.41	0.64
Reach-1	148487	100_year_Future	5300.00	7020.00	7026.24	7025.03	7027.17	0.009065	9.04	873.32	207.01	0.67
Reach-1	148487	500_year_Future	8500.00	7020.00	7027.29	7026.23	7028.86	0.012614	11.93	1108.63	242.52	0.81
Reach-1	148057	2_year_Future	63.00	7014.00	7015.62		7015.73	0.008171	2.73	23.09	22.14	0.47
Reach-1	148057	5_year_Future	520.00	7014.00	7017.61		7018.04	0.009968	5.62	126.45	83.68	0.61
Reach-1	148057	10_year_Future	1100.00	7014.00	7018.55	7018.55	7019.19	0.011599	7.42	281.18	297.87	0.69
Reach-1	148057	25_year_Future	2900.00	7014.00	7019.70	7019.70	7020.55	0.014832	10.09	839.65	325.38	0.82
Reach-1	148057	50_year_Future	4100.00	7014.00	7020.17	7020.17	7021.19	0.017021	11.51	794.59	334.30	0.89
Reach-1	148057	100_year_Future	5300.00	7014.00	7020.57	7020.57	7021.74	0.018598	12.65	932.13	342.02	0.94
Reach-1	148057	500_year_Future	8500.00	7014.00	7022.09		7023.10	0.013406	12.60	1473.68	388.93	0.83
Reach-1	147634	2_year_Future	63.00	7010.01	7011.55	7011.10	7011.72	0.011168	3.30	19.10	17.26	0.55
Reach-1	147634	5_year_Future	520.00	7010.01	7012.88	7012.88	7013.17	0.013243	5.88	235.28	352.14	0.68
Reach-1	147634	10_year_Future	1100.00	7010.01	7013.84	7013.26	7013.95	0.005004	4.54	619.40	453.46	0.44
Reach-1	147634	25_year_Future	2900.00	7010.01	7014.92	7013.96	7015.09	0.005967	6.01	1150.38	508.86	0.51
Reach-1	147634	50_year_Future	4100.00	7010.01	7015.43	7014.30	7015.63	0.006453	6.72	1413.63	524.97	0.54
Reach-1	147634	100_year_Future	5300.00	7010.01	7015.55	7014.57	7015.85	0.009486	8.28	1475.10	528.09	0.65
Reach-1	147634	500_year_Future	8500.00	7010.01	7015.84	7015.19	7016.46	0.017960	11.84	1630.58	533.16	0.91
Reach-1	147207	2_year_Future	63.00	7007.54	7007.99		7008.00	0.006851	0.76	82.40	361.72	0.28
Reach-1	147207	5_year_Future	520.00	7007.54	7008.49	7008.18	7008.52	0.007871	1.47	353.77	647.18	0.35
Reach-1	147207	10_year_Future	1100.00	7007.54	7008.38	7008.38	7008.61	0.070375	3.86	285.10	633.68	1.01
Reach-1	147207	25_year_Future	2900.00	7007.54	7008.79	7008.79	7009.22	0.057827	5.32	545.94	649.59	1.02
Reach-1	147207	50_year_Future	4100.00	7007.54	7009.01	7009.01	7009.56	0.052197	5.92	693.64	651.43	1.01
Reach-1	147207	100_year_Future	5300.00	7007.54	7009.56		7009.96	0.021807	5.05	1053.98	655.90	0.70
Reach-1	147207	500_year_Future	8500.00	7007.54	7010.74		7011.08	0.009072	4.68	1830.78	665.44	0.49
Reach-1	146909	2_year_Future	63.00	7002.87	7003.27	7003.27	7003.39	0.062256	2.67	23.59	109.08	1.01
Reach-1	146909	5_year_Future	520.00	7002.87	7003.89	7003.89	7004.20	0.034239	4.67	138.18	267.74	0.93
Reach-1	146909	10_year_Future	1100.00	7002.87	7005.52	7004.31	7005.57	0.001847	2.17	871.88	540.85	0.25
Reach-1	146909	25_year_Future	2900.00	7002.87	7007.68	7005.14	7007.73	0.000865	2.41	2095.58	590.79	0.20
Reach-1	146909	50_year_Future	4100.00	7002.87	7008.25	7005.47	7008.33	0.001098	2.94	2437.76	604.07	0.23
Reach-1	146909	100_year_Future	5300.00	7002.87	7008.81		7008.90	0.001244	3.35	2773.99	616.84	0.25
Reach-1	146909	500_year_Future	8500.00	7002.87	7009.90		7010.06	0.001645	4.32	3462.86	641.34	0.29
Reach-1	146688	2_year_Future	63.00	6998.11	6999.98	6998.76	6999.99	0.000889	0.98	64.11	40.92	0.14
Reach-1	146688	5_year_Future	520.00	6998.11	7002.59	7000.14	7002.71	0.002481	2.87	181.64	435.35	0.26
Reach-1	146688	10_year_Future	1100.00	6998.11	7004.95	7001.28	7005.14	0.001925	3.52	352.81	574.67	0.25
Reach-1	146688	25_year_Future	2900.00	6998.11	7007.59	7003.85	7007.61	0.000313	1.80	3148.23	611.77	0.11
Reach-1	146688	50_year_Future	4100.00	6998.11	7008.12	7004.99	7008.15	0.000484	2.33	3416.23	623.92	0.13
Reach-1	146688	100_year_Future	5300.00	6998.11	7008.64	7005.98	7008.69	0.000641	2.78	3682.43	635.76	0.16
Reach-1	146688	500_year_Future	8500.00	6998.11	7009.68	7006.84	7009.75	0.000909	3.54	4854.04	659.59	0.19
Reach-1	146623		Culvert									
Reach-1	146542	2_year_Future	63.00	6981.88	6982.60	6982.53	6982.76	0.028884	3.28	19.23	36.59	0.80
Reach-1	146542	5_year_Future	520.00	6981.88	6984.54	6983.91	6984.98	0.011389	5.34	97.46	43.35	0.83
Reach-1	146542	10_year_Future	1100.00	6981.88	6985.97	6985.05	6986.88	0.010751	6.77	162.76	221.51	0.65
Reach-1	146542	25_year_Future	2900.00	6981.88	6988.39	6987.18	6988.71	0.003924	5.80	937.31	347.88	0.43
Reach-1	146542	50_year_Future	4100.00	6981.88	6989.89	6987.50	6990.18	0.002802	5.72	1345.51	387.06	0.37

HEC-RAS Plan: UMC Future River: Monument Creek Reach: Reach-1 (Continued)

Reach	River Sta	Profile	Q Total	Min Ch El	W.S. Elev	Crit W.S.	E.G. Elev	E.G. Slope	Vel Chnl	Flow Area	Top Width	Froude # Chl
			(cfs)	(ft)	(ft)	(ft)	(ft)	(ft/ft)	(ft/s)	(sq ft)	(ft)	
Reach-1	146542	100_year_Future	5300.00	6981.88	6991.19	6987.98	6991.47	0.002328	5.82	1709.33	387.74	0.35
Reach-1	146542	500_year_Future	8500.00	6981.88	6994.53	6989.07	6994.76	0.001457	5.73	3611.56	627.27	0.29
Reach-1	146158	2_year_Future	63.00	6976.30	6977.80	6977.32	6977.92	0.006968	2.72	23.13	23.21	0.46
Reach-1	146158	5_year_Future	520.00	6976.30	6979.70		6980.45	0.011700	7.07	88.09	42.98	0.74
Reach-1	146158	10_year_Future	1100.00	6976.30	6981.22		6982.37	0.010974	9.11	162.91	58.68	0.77
Reach-1	146158	25_year_Future	2900.00	6976.30	6984.67		6986.25	0.007905	11.43	427.93	94.62	0.72
Reach-1	146158	50_year_Future	4100.00	6976.30	6986.02		6987.96	0.008254	12.99	565.08	107.98	0.76
Reach-1	146158	100_year_Future	5300.00	6976.30	6987.61		6989.54	0.007032	13.34	745.42	119.02	0.72
Reach-1	146158	500_year_Future	8500.00	6976.30	6989.95		6992.84	0.006485	16.72	1046.36	163.40	0.81
Reach-1	145942	2_year_Future	63.00	6974.05	6974.96	6974.94	6975.31	0.024692	4.75	13.25	17.86	0.97
Reach-1	145942	5_year_Future	520.00	6974.05	6977.73		6978.36	0.007901	6.33	82.91	31.59	0.67
Reach-1	145942	10_year_Future	1100.00	6974.05	6979.55		6980.49	0.006654	7.83	149.26	44.97	0.66
Reach-1	145942	25_year_Future	2900.00	6974.05	6983.68		6984.97	0.004086	9.59	441.65	99.65	0.58
Reach-1	145942	50_year_Future	4100.00	6974.05	6984.29		6986.40	0.006239	12.41	504.68	108.73	0.73
Reach-1	145942	100_year_Future	5300.00	6974.05	6984.88		6987.81	0.008088	14.74	572.24	117.71	0.84
Reach-1	145942	500_year_Future	8500.00	6974.05	6987.41	6987.41	6991.00	0.007956	17.07	917.23	154.49	0.86
Reach-1	145615	2_year_Future	63.00	6970.00	6971.56	6971.13	6971.75	0.005955	3.52	17.90	15.43	0.58
Reach-1	145615	5_year_Future	520.00	6970.00	6973.59	6973.59	6974.98	0.013405	9.47	56.43	21.94	0.99
Reach-1	145615	10_year_Future	1100.00	6970.00	6975.42	6975.42	6977.81	0.011061	11.99	101.80	27.45	0.98
Reach-1	145615	25_year_Future	2900.00	6970.00	6980.23	6980.23	6983.18	0.006225	14.43	325.58	111.18	0.83
Reach-1	145615	50_year_Future	4100.00	6970.00	6982.90	6982.90	6984.83	0.003598	12.94	838.85	282.21	0.65
Reach-1	145615	100_year_Future	5300.00	6970.00	6983.85	6983.85	6985.80	0.003185	13.77	1135.82	341.66	0.67
Reach-1	145615	500_year_Future	8500.00	6970.00	6984.22	6985.72	6988.36	0.007870	20.50	1266.18	364.59	0.98
Reach-1	145247	2_year_Future	63.00	6968.00	6968.85	6968.62	6968.88	0.009582	2.92	21.58	29.85	0.60
Reach-1	145247	5_year_Future	520.00	6968.00	6970.95	6970.20	6971.33	0.006054	4.96	105.81	50.21	0.58
Reach-1	145247	10_year_Future	1100.00	6968.00	6972.06	6971.29	6972.81	0.007009	6.97	167.97	61.42	0.67
Reach-1	145247	25_year_Future	2900.00	6968.00	6977.89	6973.71	6977.89	0.058483	19.42	157.33	59.65	1.91
Reach-1	145247	50_year_Future	4100.00	6968.00	6972.43	6975.51	6980.69	0.068100	23.27	191.47	65.88	2.12
Reach-1	145247	100_year_Future	5300.00	6968.00	6973.36	6976.34	6981.77	0.052519	23.68	259.82	81.13	1.93
Reach-1	145247	500_year_Future	8500.00	6968.00	6975.56	6977.79	6982.94	0.030554	23.33	800.57	231.00	1.57
Reach-1	144811	2_year_Future	63.00	6964.00	6965.01	6964.63	6965.10	0.008239	2.41	26.13	30.76	0.46
Reach-1	144811	5_year_Future	520.00	6964.00	6966.41	6966.41	6966.97	0.019336	6.24	109.54	126.91	0.80
Reach-1	144811	10_year_Future	1100.00	6964.00	6967.15	6967.15	6967.94	0.020535	7.96	208.31	140.80	0.87
Reach-1	144811	25_year_Future	2900.00	6964.00	6968.81	6968.81	6969.71	0.015416	9.59	593.80	355.90	0.82
Reach-1	144811	50_year_Future	4100.00	6964.00	6969.35	6969.35	6970.38	0.016305	10.69	791.85	372.28	0.86
Reach-1	144811	100_year_Future	5300.00	6964.00	6969.76	6969.76	6970.91	0.017675	11.75	946.77	383.55	0.91
Reach-1	144811	500_year_Future	8500.00	6964.00	6970.68	6970.68	6972.11	0.019586	13.79	1310.30	406.78	0.98
Reach-1	144433	2_year_Future	63.00	6958.00	6958.57	6958.57	6958.75	0.051199	3.41	18.50	51.27	1.00
Reach-1	144433	5_year_Future	520.00	6958.00	6959.95	6959.53	6960.13	0.011964	3.44	151.68	140.88	0.58
Reach-1	144433	10_year_Future	1100.00	6958.00	6960.94	6960.11	6961.15	0.006062	3.74	303.87	162.33	0.46
Reach-1	144433	25_year_Future	2900.00	6958.00	6962.96	6961.24	6963.30	0.003967	4.77	691.91	230.35	0.42
Reach-1	144433	50_year_Future	4100.00	6958.00	6963.85	6961.83	6964.27	0.003870	5.38	911.20	309.58	0.43
Reach-1	144433	100_year_Future	5300.00	6958.00	6964.61	6962.44	6965.09	0.003782	5.84	1192.66	384.27	0.43
Reach-1	144433	500_year_Future	8500.00	6958.00	6966.22	6963.76	6966.78	0.003469	6.60	1825.67	398.08	0.43
Reach-1	143967	2_year_Future	63.00	6952.00	6953.77	6952.88	6953.83	0.002972	1.87	33.84	28.51	0.29
Reach-1	143967	5_year_Future	520.00	6952.00	6956.22		6956.50	0.005456	4.20	124.83	52.71	0.45
Reach-1	143967	10_year_Future	1100.00	6952.00	6957.19		6957.81	0.008429	6.36	189.21	80.75	0.59
Reach-1	143967	25_year_Future	2900.00	6952.00	6958.88	6958.88	6960.18	0.012366	9.92	411.88	173.12	0.76
Reach-1	143967	50_year_Future	4100.00	6952.00	6959.64	6959.64	6961.15	0.012925	11.08	549.19	186.76	0.79
Reach-1	143967	100_year_Future	5300.00	6952.00	6960.26	6960.26	6961.96	0.013547	12.19	667.47	197.75	0.82
Reach-1	143967	500_year_Future	8500.00	6952.00	6961.59	6961.59	6963.71	0.014502	14.11	946.07	221.41	0.88
Reach-1	143536	2_year_Future	63.00	6950.00	6950.62	6950.62	6950.63	0.030873	3.69	17.09	40.26	1.00
Reach-1	143536	5_year_Future	520.00	6950.00	6951.76	6951.76	6952.40	0.019886	6.55	93.69	109.91	0.98
Reach-1	143536	10_year_Future	1100.00	6950.00	6952.60	6952.60	6953.29	0.013332	7.34	234.59	193.01	0.86
Reach-1	143536	25_year_Future	2900.00	6950.00	6954.54	6953.88	6955.13	0.006353	7.66	705.53	293.78	0.66
Reach-1	143536	50_year_Future	4100.00	6950.00	6955.50	6954.50	6956.07	0.005056	7.86	1066.66	337.05	0.61
Reach-1	143536	100_year_Future	5300.00	6950.00	6956.40	6955.04	6956.93	0.004104	7.89	1329.18	376.46	0.57
Reach-1	143536	500_year_Future	8500.00	6950.00	6958.53	6956.11	6958.98	0.002620	7.71	2334.97	542.19	0.48
Reach-1	143112	2_year_Future	63.00	6944.00	6944.89	6944.57	6944.97	0.005888	2.36	27.08	38.42	0.48
Reach-1	143112	5_year_Future	520.00	6944.00	6946.66	6945.99	6947.07	0.006034	5.31	112.82	58.19	0.59
Reach-1	143112	10_year_Future	1100.00	6944.00	6947.55	6947.10	6948.44	0.009064	7.97	169.18	69.15	0.76
Reach-1	143112	25_year_Future	2900.00	6944.00	6949.47	6949.47	6951.42	0.011736	12.23	327.44	95.31	0.93
Reach-1	143112	50_year_Future	4100.00	6944.00	6950.61	6950.61	6952.86	0.010982	13.47	443.99	109.32	0.93
Reach-1	143112	100_year_Future	5300.00	6944.00	6951.57	6951.57	6954.09	0.010628	14.53	554.12	121.67	0.94
Reach-1	143112	500_year_Future	8500.00	6944.00	6953.75	6953.75	6956.79	0.009810	16.57	864.67	196.23	0.94
Reach-1	142637	2_year_Future	74.00	6940.00	6940.81	6940.63	6940.96	0.012247	3.10	23.86	36.30	0.67
Reach-1	142637	5_year_Future	580.00	6940.00	6942.31	6942.07	6942.95	0.012734	6.41	91.96	53.20	0.82
Reach-1	142637	10_year_Future	1200.00	6940.00	6943.85		6944.82	0.007142	7.13	185.99	73.22	0.68
Reach-1	142637	25_year_Future	3200.00	6940.00	6945.81	6945.88	6946.94	0.007160	9.84	841.61	402.40	0.73
Reach-1	142637	50_year_Future	4400.00	6940.00	6946.11	6946.54	6947.70	0.009678	11.79	789.38	454.12	0.87
Reach-1	142637	100_year_Future	5700.00	6940.00	6946.38	6947.05	6948.42	0.012695	13.73	900.77	501.78	0.99

HEC-RAS Plan: UMC Future River: Monument Creek Reach: Reach-1

Reach	River Sta	Profile	Q Total	Min Ch El	W.S. Elev	Crit W.S.	E.G. Elev	E.G. Slope	Vel Chnl	Flow Area	Top Width	Froude # Chl
			(cfs)	(ft)	(ft)	(ft)	(ft)	(ft/ft)	(ft/s)	(sq ft)	(ft)	
Reach-1	156610	2 year Future	45.00	7240.56	7241.35	7241.42	7241.75	0.060075	5.10	8.82	14.88	1.17
Reach-1	156610	5 year Future	390.00	7240.56	7242.78	7243.28	7244.48	0.060040	10.59	41.05	31.03	1.40
Reach-1	156610	10 year Future	860.00	7240.56	7243.77	7244.69	7246.89	0.060002	14.22	77.80	42.71	1.51
Reach-1	156610	25 year Future	2200.00	7240.56	7245.58	7247.20	7250.70	0.060015	19.84	170.60	59.44	1.64
Reach-1	156610	50 year Future	3100.00	7240.56	7246.45	7248.35	7252.68	0.060030	22.33	228.08	66.10	1.69
Reach-1	156610	100 year Future	4100.00	7240.56	7247.29	7249.76	7254.58	0.060010	24.58	285.02	73.36	1.73
Reach-1	156610	500 year Future	6600.00	7240.56	7249.08	7252.48	7258.71	0.060040	29.06	436.99	100.58	1.80
Reach-1	156191	2 year Future	45.00	7215.32	7216.16	7216.25	7216.65	0.059634	5.61	8.01	11.41	1.18
Reach-1	156191	5 year Future	390.00	7215.32	7217.98	7218.44	7219.81	0.057665	10.88	36.20	20.04	1.36
Reach-1	156191	10 year Future	860.00	7215.32	7219.18	7220.74	7222.46	0.055625	14.66	64.35	26.59	1.45
Reach-1	156191	25 year Future	2200.00	7215.32	7221.13	7222.79	7226.50	0.055534	20.13	186.79	136.10	1.56
Reach-1	156191	50 year Future	3100.00	7215.32	7221.74	7223.53	7227.63	0.059071	22.37	285.92	189.00	1.64
Reach-1	156191	100 year Future	4100.00	7215.32	7222.24	7224.05	7228.54	0.062931	24.38	389.22	231.60	1.72
Reach-1	156191	500 year Future	6600.00	7215.32	7223.07	7224.93	7230.32	0.073038	28.56	612.54	303.93	1.89
Reach-1	155770	2 year Future	45.00	7198.00	7199.00	7199.00	7199.46	0.043874	5.46	8.24	8.97	1.00
Reach-1	155770	5 year Future	390.00	7198.00	7201.42	7201.65	7202.72	0.029823	10.02	60.88	37.20	0.99
Reach-1	155770	10 year Future	860.00	7198.00	7202.77	7203.19	7204.66	0.031804	13.12	120.76	52.53	1.08
Reach-1	155770	25 year Future	2200.00	7198.00	7205.12	7206.41	7207.97	0.033187	17.68	305.93	153.77	1.19
Reach-1	155770	50 year Future	3100.00	7198.00	7206.03	7206.91	7208.79	0.032053	18.88	537.04	312.26	1.19
Reach-1	155770	100 year Future	4100.00	7198.00	7206.53	7207.34	7209.08	0.031879	19.62	694.25	318.42	1.20
Reach-1	155770	500 year Future	6600.00	7198.00	7207.56	7208.18	7209.83	0.030613	20.79	1027.60	325.95	1.20
Reach-1	155662	2 year Future	45.00	7191.89	7194.42	7193.70	7194.51	0.006275	2.63	26.37	32.97	0.36
Reach-1	155662	5 year Future	390.00	7191.89	7198.07	7195.79	7198.17	0.002578	3.65	283.74	112.18	0.28
Reach-1	155662	10 year Future	860.00	7191.89	7199.38	7197.13	7199.57	0.004310	5.47	454.83	151.63	0.37
Reach-1	155662	25 year Future	2200.00	7191.89	7201.39	7199.03	7201.75	0.007071	8.36	832.07	222.79	0.50
Reach-1	155662	50 year Future	3100.00	7191.89	7202.40	7200.07	7202.80	0.007696	9.38	1073.25	258.64	0.53
Reach-1	155662	100 year Future	4100.00	7191.89	7203.22	7200.90	7203.69	0.008515	10.42	1299.89	288.71	0.57
Reach-1	155662	500 year Future	6600.00	7191.89	7205.04	7202.38	7205.55	0.008858	11.69	1674.92	337.83	0.59
Reach-1	155627		Culvert									
Reach-1	155591	2 year Future	45.00	7189.68	7190.93	7191.54	7192.91	0.427241	11.29	3.98	6.38	0.38
Reach-1	155591	5 year Future	390.00	7189.68	7193.53	7193.53	7194.28	0.032433	8.83	88.87	59.77	0.90
Reach-1	155591	10 year Future	860.00	7189.68	7194.69	7194.69	7195.68	0.033564	11.17	171.54	82.93	0.97
Reach-1	155591	25 year Future	2200.00	7189.68	7196.64	7196.64	7198.00	0.034507	14.64	380.78	133.99	1.04
Reach-1	155591	50 year Future	3100.00	7189.68	7197.51	7197.51	7199.02	0.035272	16.17	509.81	163.73	1.08
Reach-1	155591	100 year Future	4100.00	7189.68	7198.30	7198.30	7199.91	0.035208	17.35	649.34	191.48	1.10
Reach-1	155591	500 year Future	6600.00	7189.68	7199.74	7199.74	7201.54	0.035899	19.62	961.54	242.32	1.14
Reach-1	155385	2 year Future	45.00	7180.00	7180.71	7180.71	7180.98	0.044840	4.15	10.84	20.14	1.00
Reach-1	155385	5 year Future	390.00	7180.00	7181.73	7182.26	7183.46	0.092046	10.56	37.38	30.76	1.65
Reach-1	155385	10 year Future	860.00	7180.00	7182.64	7183.42	7185.27	0.074872	13.11	68.89	37.66	1.61
Reach-1	155385	25 year Future	2200.00	7180.00	7184.58	7185.62	7188.69	0.050010	16.66	154.52	51.55	1.47
Reach-1	155385	50 year Future	3100.00	7180.00	7185.73	7187.62	7190.30	0.040656	17.80	219.19	63.66	1.38
Reach-1	155385	100 year Future	4100.00	7180.00	7186.65	7188.24	7191.51	0.036905	18.88	392.16	277.24	1.35
Reach-1	155385	500 year Future	6600.00	7180.00	7187.70	7189.29	7192.90	0.038218	21.38	708.14	316.61	1.41
Reach-1	155049	2 year Future	45.00	7166.00	7166.78	7166.63	7166.92	0.020166	2.98	15.09	25.28	0.88
Reach-1	155049	5 year Future	390.00	7166.00	7168.09	7168.06	7168.80	0.030656	6.60	57.63	40.03	0.98
Reach-1	155049	10 year Future	860.00	7166.00	7169.04	7169.12	7170.29	0.028234	9.05	102.37	53.74	1.02
Reach-1	155049	25 year Future	2200.00	7166.00	7170.34	7171.33	7173.31	0.040245	14.32	229.27	204.39	1.30
Reach-1	155049	50 year Future	3100.00	7166.00	7170.71	7172.06	7174.78	0.051589	17.27	308.32	221.67	1.50
Reach-1	155049	100 year Future	4100.00	7166.00	7171.09	7172.60	7176.02	0.059213	19.61	395.31	239.24	1.63
Reach-1	155049	500 year Future	6600.00	7166.00	7172.09	7173.67	7177.40	0.056845	21.94	658.90	281.75	1.65
Reach-1	154616	2 year Future	45.00	7154.00	7155.27	7155.21	7155.56	0.034885	4.33	10.38	14.81	0.91
Reach-1	154616	5 year Future	390.00	7154.00	7156.90	7156.90	7157.51	0.022318	7.01	65.56	85.20	0.87
Reach-1	154616	10 year Future	860.00	7154.00	7157.67	7157.67	7158.70	0.028022	9.72	164.16	94.65	1.03
Reach-1	154616	25 year Future	2200.00	7154.00	7159.45	7159.45	7160.67	0.021501	11.85	430.22	169.32	0.98
Reach-1	154616	50 year Future	3100.00	7154.00	7159.86	7159.86	7161.62	0.028692	14.50	502.46	177.54	1.15
Reach-1	154616	100 year Future	4100.00	7154.00	7159.99	7159.99	7162.80	0.044910	18.45	524.63	179.99	1.44
Reach-1	154616	500 year Future	6600.00	7154.00	7162.46	7162.57	7163.84	0.017204	14.86	1384.90	422.78	0.95
Reach-1	154203	2 year Future	45.00	7138.25	7138.98	7138.98	7139.29	0.044799	4.48	10.04	16.46	1.01
Reach-1	154203	5 year Future	390.00	7138.25	7140.28	7140.76	7141.95	0.075152	10.38	37.61	26.10	1.51
Reach-1	154203	10 year Future	860.00	7138.25	7141.51	7142.39	7143.72	0.047842	12.04	76.69	40.14	1.32
Reach-1	154203	25 year Future	2200.00	7138.25	7142.98	7144.33	7147.03	0.054145	17.30	212.03	135.47	1.51
Reach-1	154203	50 year Future	3100.00	7138.25	7143.94	7145.21	7147.48	0.040451	17.22	351.97	162.53	1.35
Reach-1	154203	100 year Future	4100.00	7138.25	7144.95	7145.92	7147.87	0.029662	16.64	547.16	226.70	1.19
Reach-1	154203	500 year Future	6600.00	7138.25	7145.25	7147.12	7151.32	0.059857	24.43	818.73	245.11	1.71
Reach-1	153777	2 year Future	45.00	7126.00	7126.84	7126.84	7126.94	0.016215	2.54	17.72	32.14	0.60
Reach-1	153777	5 year Future	390.00	7126.00	7128.05	7127.89	7128.52	0.019659	5.57	81.85	99.47	0.79
Reach-1	153777	10 year Future	860.00	7126.00	7128.75	7128.74	7129.53	0.022132	7.57	156.81	112.53	0.89
Reach-1	153777	25 year Future	2200.00	7126.00	7129.97	7129.97	7131.43	0.026066	10.97	304.44	129.54	1.04
Reach-1	153777	50 year Future	3100.00	7126.00	7130.49	7131.01	7132.41	0.029347	12.79	404.87	242.63	1.13
Reach-1	153777	100 year Future	4100.00	7126.00	7130.75	7131.58	7133.40	0.038778	15.31	466.89	245.96	1.31
Reach-1	153777	500 year Future	6600.00	7126.00	7132.24	7132.65	7134.43	0.025016	15.04	848.09	262.56	1.11

HEC-RAS Plan: UMC Future River: Monument Creek Reach: Reach-1 (Continued)

Reach	River Sta	Profile	Q Total	Min Ch El	W.S. Elev	Crit W.S.	E.G. Elev	E.G. Slope	Vel Chnl	Flow Area	Top Width	Froude # Chl
			(cfs)	(ft)	(ft)	(ft)	(ft)	(ft/ft)	(ft/s)	(sq ft)	(ft)	
Reach-1	153312	2 year Future	45.00	7114.00	7114.63	7114.63	7114.87	0.047959	3.97	11.35	23.78	1.01
Reach-1	153312	5 year Future	390.00	7114.00	7116.00	7116.00	7116.63	0.034490	6.40	60.92	48.52	1.01
Reach-1	153312	10 year Future	860.00	7114.00	7116.89	7116.89	7117.84	0.028745	7.83	113.12	72.79	0.99
Reach-1	153312	25 year Future	2200.00	7114.00	7118.46	7118.59	7120.04	0.023021	10.40	274.22	133.60	0.98
Reach-1	153312	50 year Future	3100.00	7114.00	7119.30	7119.49	7121.07	0.020440	11.29	404.90	180.52	0.95
Reach-1	153312	100 year Future	4100.00	7114.00	7120.25	7120.35	7121.93	0.015936	11.38	602.52	227.97	0.87
Reach-1	153312	500 year Future	6600.00	7114.00	7123.73	7121.63	7124.52	0.004711	8.66	1473.51	265.54	0.51
Reach-1	153196	2 year Future	45.00	7108.69	7110.74	7109.88	7110.80	0.003883	1.87	24.08	23.19	0.32
Reach-1	153196	5 year Future	390.00	7108.69	7113.14	7111.80	7113.41	0.005503	4.21	92.61	33.40	0.45
Reach-1	153196	10 year Future	860.00	7108.69	7115.04	7113.10	7115.47	0.005242	5.27	163.88	46.58	0.46
Reach-1	153196	25 year Future	2200.00	7108.69	7117.58	7115.59	7118.32	0.005309	7.30	489.40	162.28	0.50
Reach-1	153196	50 year Future	3100.00	7108.69	7118.76	7117.10	7119.60	0.005233	8.09	693.90	185.29	0.51
Reach-1	153196	100 year Future	4100.00	7108.69	7119.43	7118.01	7120.54	0.006380	9.45	824.17	198.58	0.57
Reach-1	153196	500 year Future	6600.00	7108.69	7123.30	7119.76	7124.06	0.003184	8.58	1736.32	270.22	0.43
Reach-1	153162		Bridge									
Reach-1	153131	2 year Future	45.00	7107.72	7109.35	7108.90	7109.47	0.009334	2.79	16.13	16.45	0.50
Reach-1	153131	5 year Future	390.00	7107.72	7111.14	7110.81	7111.79	0.019046	6.48	60.37	29.37	0.79
Reach-1	153131	10 year Future	860.00	7107.72	7112.16	7112.16	7113.51	0.028995	8.31	92.33	33.37	0.99
Reach-1	153131	25 year Future	2200.00	7107.72	7115.17	7115.17	7116.72	0.014323	10.18	272.86	140.08	0.79
Reach-1	153131	50 year Future	3100.00	7107.72	7116.18	7116.18	7117.61	0.013036	10.94	421.04	154.85	0.78
Reach-1	153131	100 year Future	4100.00	7107.72	7116.98	7116.98	7118.79	0.013136	11.91	550.35	169.45	0.80
Reach-1	153131	500 year Future	6600.00	7107.72	7117.27	7118.52	7121.30	0.028210	17.94	600.83	175.19	1.17
Reach-1	152967	2 year Future	45.00	7106.00	7106.21	7106.21	7106.31	0.059501	2.52	17.82	86.70	0.98
Reach-1	152967	5 year Future	390.00	7106.00	7106.85	7106.85	7107.22	0.041417	4.93	79.16	107.61	1.01
Reach-1	152967	10 year Future	860.00	7106.00	7107.41	7107.38	7107.96	0.032521	5.97	144.34	124.95	0.97
Reach-1	152967	25 year Future	2200.00	7106.00	7107.49	7108.39	7110.62	0.167055	14.19	155.49	127.50	2.22
Reach-1	152967	50 year Future	3100.00	7106.00	7107.78	7108.93	7111.88	0.165726	16.22	193.75	135.88	2.29
Reach-1	152967	100 year Future	4100.00	7106.00	7108.13	7109.45	7112.83	0.146800	17.46	242.48	144.67	2.23
Reach-1	152967	500 year Future	6600.00	7106.00	7109.22	7110.60	7113.84	0.080172	17.47	407.59	157.52	1.78
Reach-1	152554	2 year Future	63.00	7094.26	7095.54	7095.21	7095.67	0.012411	2.89	21.78	26.34	0.56
Reach-1	152554	5 year Future	520.00	7094.26	7097.33	7096.96	7097.80	0.015948	5.57	103.39	72.92	0.73
Reach-1	152554	10 year Future	1100.00	7094.26	7098.15	7098.15	7098.87	0.016918	7.30	227.18	203.58	0.79
Reach-1	152554	25 year Future	2900.00	7094.26	7099.47	7099.47	7100.56	0.018300	9.97	514.80	230.27	0.88
Reach-1	152554	50 year Future	4100.00	7094.26	7100.05	7100.05	7101.39	0.019822	11.37	651.19	239.20	0.94
Reach-1	152554	100 year Future	5300.00	7094.26	7100.58	7100.58	7102.11	0.020412	12.43	780.31	247.36	0.97
Reach-1	152554	500 year Future	8500.00	7094.26	7101.73	7101.73	7103.76	0.022305	14.88	1076.00	272.03	1.05
Reach-1	152050	2 year Future	63.00	7084.00	7084.64	7084.64	7084.92	0.044674	4.26	14.80	28.42	1.00
Reach-1	152050	5 year Future	520.00	7084.00	7086.25	7086.25	7087.10	0.029382	7.38	72.17	54.69	0.98
Reach-1	152050	10 year Future	1100.00	7084.00	7087.26	7087.38	7088.49	0.025331	9.28	158.14	118.60	0.98
Reach-1	152050	25 year Future	2900.00	7084.00	7088.75	7088.99	7090.26	0.022783	11.71	489.18	229.20	1.00
Reach-1	152050	50 year Future	4100.00	7084.00	7089.50	7089.89	7091.06	0.021075	12.55	693.95	387.53	0.99
Reach-1	152050	100 year Future	5300.00	7084.00	7089.98	7090.32	7091.61	0.021233	13.38	869.00	370.11	1.01
Reach-1	152050	500 year Future	8500.00	7084.00	7091.05	7091.25	7092.82	0.020899	14.95	1267.71	376.03	1.03
Reach-1	151553	2 year Future	63.00	7072.00	7073.15	7072.87	7073.28	0.012973	2.81	22.45	30.10	0.57
Reach-1	151553	5 year Future	520.00	7072.00	7074.92	7074.49	7075.52	0.013667	6.35	95.42	51.60	0.71
Reach-1	151553	10 year Future	1100.00	7072.00	7075.99	7075.72	7077.12	0.016905	8.96	157.61	66.30	0.84
Reach-1	151553	25 year Future	2900.00	7072.00	7078.09	7078.40	7080.07	0.018379	12.74	378.52	152.18	0.94
Reach-1	151553	50 year Future	4100.00	7072.00	7079.05	7079.47	7081.28	0.018195	14.07	549.51	200.90	0.96
Reach-1	151553	100 year Future	5300.00	7072.00	7079.91	7080.34	7082.17	0.016898	14.72	740.58	238.26	0.95
Reach-1	151553	500 year Future	8500.00	7072.00	7081.64	7081.81	7083.95	0.015267	16.07	1186.50	269.83	0.93
Reach-1	151046	2 year Future	63.00	7064.00	7065.03	7064.86	7065.21	0.019997	3.33	19.18	28.50	0.70
Reach-1	151046	5 year Future	520.00	7064.00	7066.72	7066.52	7067.45	0.018633	7.19	92.76	59.97	0.82
Reach-1	151046	10 year Future	1100.00	7064.00	7067.99	7067.88	7068.92	0.015229	8.65	209.97	143.34	0.80
Reach-1	151046	25 year Future	2900.00	7064.00	7069.67	7069.94	7070.97	0.016782	11.69	603.28	326.15	0.89
Reach-1	151046	50 year Future	4100.00	7064.00	7070.36	7070.50	7071.65	0.016188	12.47	838.49	343.73	0.90
Reach-1	151046	100 year Future	5300.00	7064.00	7070.90	7070.96	7072.25	0.016415	13.30	1026.96	350.61	0.92
Reach-1	151046	500 year Future	8500.00	7064.00	7071.42	7071.97	7073.77	0.027564	18.13	1209.39	355.47	1.20
Reach-1	150574	2 year Future	63.00	7056.00	7057.35	7057.01	7057.51	0.013542	3.21	19.60	21.39	0.59
Reach-1	150574	5 year Future	520.00	7056.00	7058.75	7058.68	7059.12	0.016352	5.93	168.80	175.80	0.74
Reach-1	150574	10 year Future	1100.00	7056.00	7059.25		7059.89	0.024251	8.37	266.89	249.04	0.93
Reach-1	150574	25 year Future	2900.00	7056.00	7060.29	7060.33	7061.13	0.025719	10.89	581.62	313.32	1.02
Reach-1	150574	50 year Future	4100.00	7056.00	7060.74	7060.74	7061.74	0.027698	12.23	722.51	317.38	1.08
Reach-1	150574	100 year Future	5300.00	7056.00	7061.17	7061.14	7062.27	0.027828	13.12	856.94	321.26	1.10
Reach-1	150574	500 year Future	8500.00	7056.00	7062.32	7061.99	7063.54	0.023839	14.17	1234.10	329.07	1.06
Reach-1	150115	2 year Future	63.00	7046.00	7046.70	7046.70	7046.95	0.047285	4.04	15.61	31.58	1.01
Reach-1	150115	5 year Future	520.00	7046.00	7048.11	7048.11	7048.79	0.032677	6.65	78.70	67.17	1.00
Reach-1	150115	10 year Future	1100.00	7046.00	7049.10	7049.10	7049.88	0.019672	7.41	197.47	162.51	0.85
Reach-1	150115	25 year Future	2900.00	7046.00	7050.54	7050.63	7051.56	0.017181	9.49	530.68	334.61	0.86
Reach-1	150115	50 year Future	4100.00	7046.00	7051.18	7051.22	7052.23	0.018055	10.17	764.20	399.25	0.85
Reach-1	150115	100 year Future	5300.00	7046.00	7051.65	7051.65	7052.77	0.015989	10.85	953.82	402.26	0.86

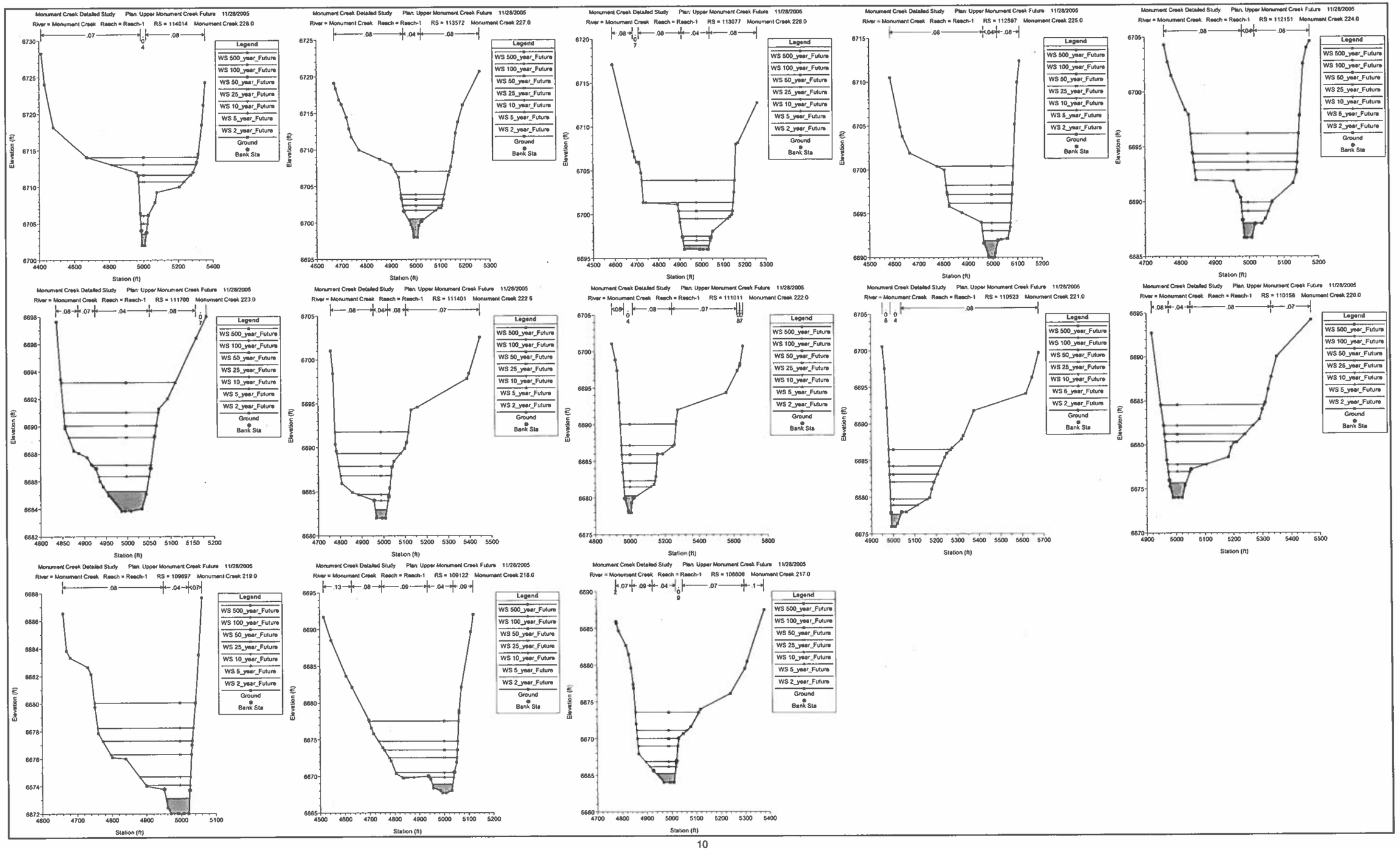
Monument Creek Detailed Study Plan: Upper Monument Creek Future 11/28/2005
River = Monument Creek Reach = Reach-1 RS = 114014 Monument Creek 228.0
River = Monument Creek Reach = Reach-1 RS = 113572 Monument Creek 227.0
River = Monument Creek Reach = Reach-1 RS = 113077 Monument Creek 226.0
River = Monument Creek Reach = Reach-1 RS = 112597 Monument Creek 225.0
River = Monument Creek Reach = Reach-1 RS = 112151 Monument Creek 224.0
River = Monument Creek Reach = Reach-1 RS = 111700 Monument Creek 223.0
River = Monument Creek Reach = Reach-1 RS = 111401 Monument Creek 222.5
River = Monument Creek Reach = Reach-1 RS = 111011 Monument Creek 222.0
River = Monument Creek Reach = Reach-1 RS = 110523 Monument Creek 221.0
River = Monument Creek Reach = Reach-1 RS = 110158 Monument Creek 220.0
River = Monument Creek Reach = Reach-1 RS = 109697 Monument Creek 219.0
River = Monument Creek Reach = Reach-1 RS = 109122 Monument Creek 218.0
River = Monument Creek Reach = Reach-1 RS = 108606 Monument Creek 217.0
Legend
WS 500_year_Future
WS 100_year_Future
WS 50_year_Future
WS 25_year_Future
WS 10_year_Future
WS 5_year_Future
WS 2_year_Future
Ground
Bank Sta
Elevation (ft)
Station (ft)

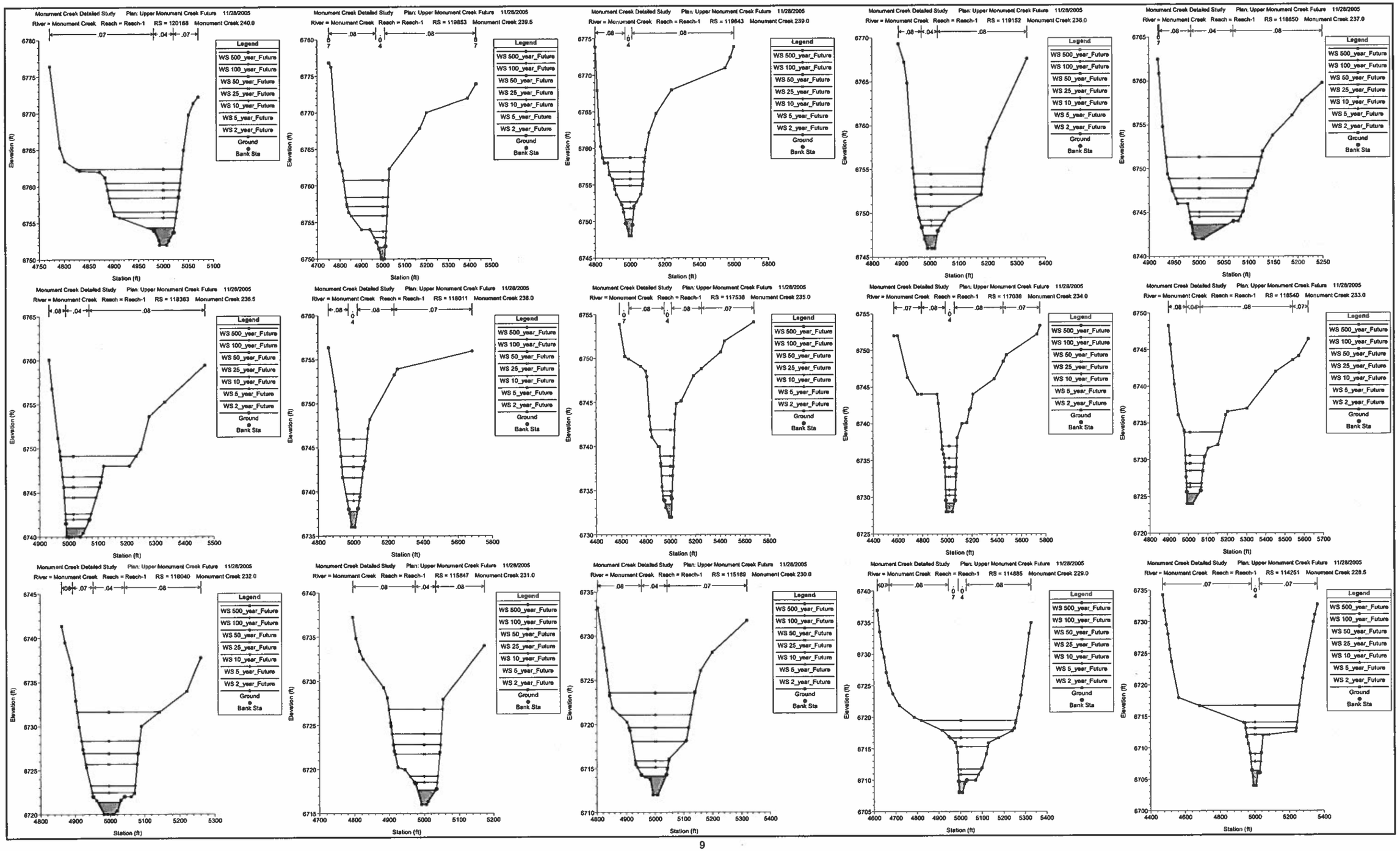
Monument Creek Detailed Study Plan: Upper Monument Creek Future 11/28/2005
River = Monument Creek Reach = Reach-1 RS = 120168 Monument Creek 240.0
River = Monument Creek Reach = Reach-1 RS = 119853 Monument Creek 239.5
River = Monument Creek Reach = Reach-1 RS = 119643 Monument Creek 239.0
River = Monument Creek Reach = Reach-1 RS = 119152 Monument Creek 238.0
River = Monument Creek Reach = Reach-1 RS = 118650 Monument Creek 237.0
River = Monument Creek Reach = Reach-1 RS = 118363 Monument Creek 236.5
River = Monument Creek Reach = Reach-1 RS = 118011 Monument Creek 236.0
River = Monument Creek Reach = Reach-1 RS = 117538 Monument Creek 235.0
River = Monument Creek Reach = Reach-1 RS = 117038 Monument Creek 234.0
River = Monument Creek Reach = Reach-1 RS = 116540 Monument Creek 233.0
River = Monument Creek Reach = Reach-1 RS = 116040 Monument Creek 232.0
River = Monument Creek Reach = Reach-1 RS = 115547 Monument Creek 231.0
River = Monument Creek Reach = Reach-1 RS = 115189 Monument Creek 230.0
River = Monument Creek Reach = Reach-1 RS = 114685 Monument Creek 229.0
River = Monument Creek Reach = Reach-1 RS = 114251 Monument Creek 228.5
Legend
WS 500_year_Future
WS 100_year_Future
WS 50_year_Future
WS 25_year_Future
WS 10_year_Future
WS 5_year_Future
WS 2_year_Future
Ground
Bank Sta
Elevation (ft)
Station (ft)

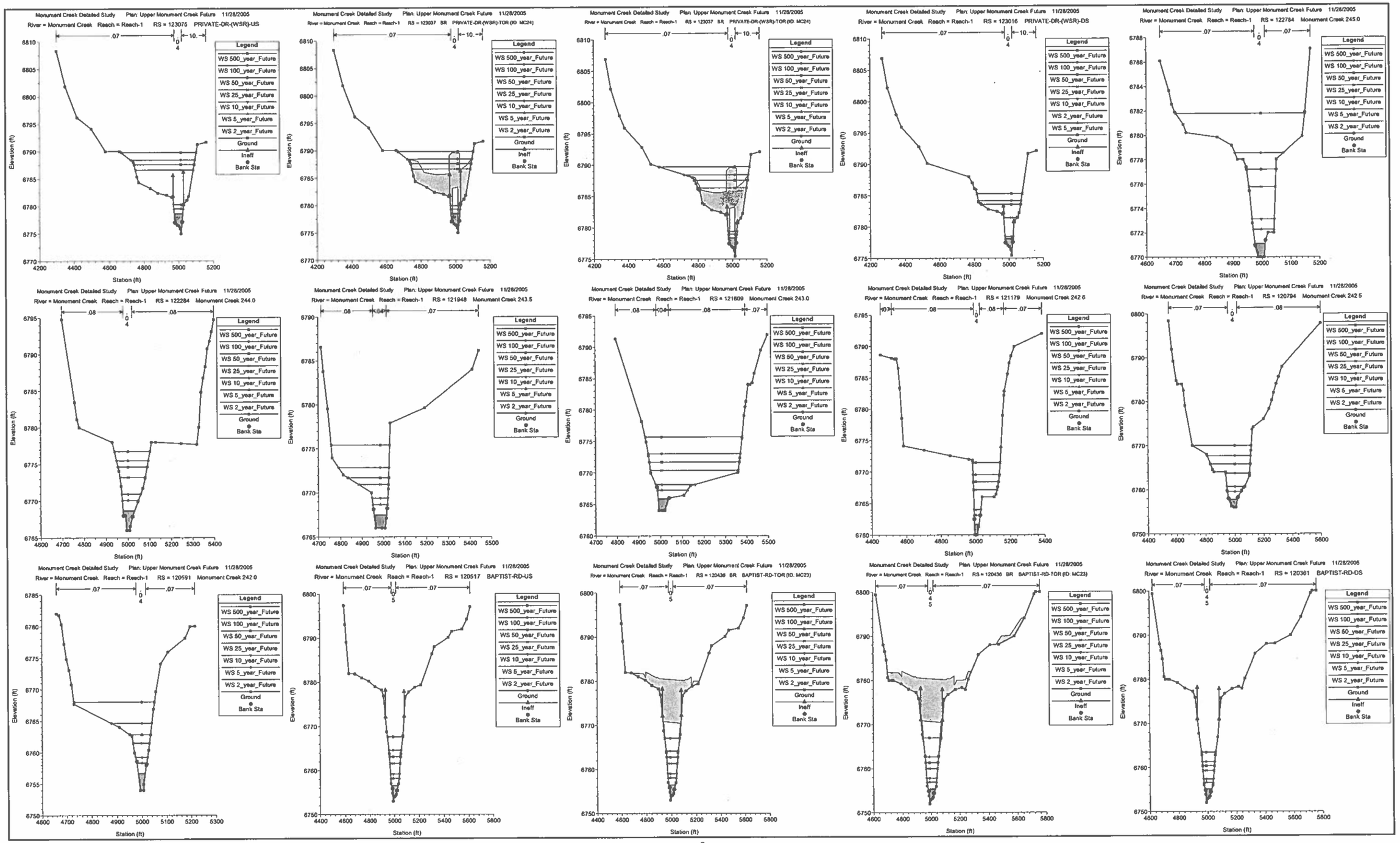
Monument Creek Detailed Study Plan: Upper Monument Creek Future 11/28/2005
River = Monument Creek Reach = Reach-1 RS = 123075 PRIVATE-DR-(WSR)-US
Monument Creek Detailed Study Plan: Upper Monument Creek Future 11/28/2005
River = Monument Creek Reach = Reach-1 RS = 123037 BR PRIVATE-DR-(WSR)-TOR (ID: MC24)
Monument Creek Detailed Study Plan: Upper Monument Creek Future 11/28/2005
River = Monument Creek Reach = Reach-1 RS = 123037 BR PRIVATE-DR-(WSR)-TOR (ID: MC24)
Monument Creek Detailed Study Plan: Upper Monument Creek Future 11/28/2005
River = Monument Creek Reach = Reach-1 RS = 123016 PRIVATE-DR-(WSR)-DS
Monument Creek Detailed Study Plan: Upper Monument Creek Future 11/28/2005
River = Monument Creek Reach = Reach-1 RS = 122784 Monument Creek 245.0
Monument Creek Detailed Study Plan: Upper Monument Creek Future 11/28/2005
River = Monument Creek Reach = Reach-1 RS = 122284 Monument Creek 244.0
Monument Creek Detailed Study Plan: Upper Monument Creek Future 11/28/2005
River = Monument Creek Reach = Reach-1 RS = 121948 Monument Creek 243.5
Monument Creek Detailed Study Plan: Upper Monument Creek Future 11/28/2005
River = Monument Creek Reach = Reach-1 RS = 121609 Monument Creek 243.0
Monument Creek Detailed Study Plan: Upper Monument Creek Future 11/28/2005
River = Monument Creek Reach = Reach-1 RS = 121179 Monument Creek 242.6
Monument Creek Detailed Study Plan: Upper Monument Creek Future 11/28/2005
River = Monument Creek Reach = Reach-1 RS = 120794 Monument Creek 242.5
Monument Creek Detailed Study Plan: Upper Monument Creek Future 11/28/2005
River = Monument Creek Reach = Reach-1 RS = 120591 Monument Creek 242.0
Monument Creek Detailed Study Plan: Upper Monument Creek Future 11/28/2005
River = Monument Creek Reach = Reach-1 RS = 120517 BAPTIST-RD-US
Monument Creek Detailed Study Plan: Upper Monument Creek Future 11/28/2005
River = Monument Creek Reach = Reach-1 RS = 120436 BR BAPTIST-RD-TOR (ID: MC23)
Monument Creek Detailed Study Plan: Upper Monument Creek Future 11/28/2005
River = Monument Creek Reach = Reach-1 RS = 120436 BR BAPTIST-RD-TOR (ID: MC23)
Monument Creek Detailed Study Plan: Upper Monument Creek Future 11/28/2005
River = Monument Creek Reach = Reach-1 RS = 120361 BAPTIST-RD-DS
Legend
WS 500_year_Future
WS 100_year_Future
WS 50_year_Future
WS 25_year_Future
WS 10_year_Future
WS 5_year_Future
WS 2_year_Future
Ground
Ineff
Bank Sta
Elevation (ft)
Station (ft)

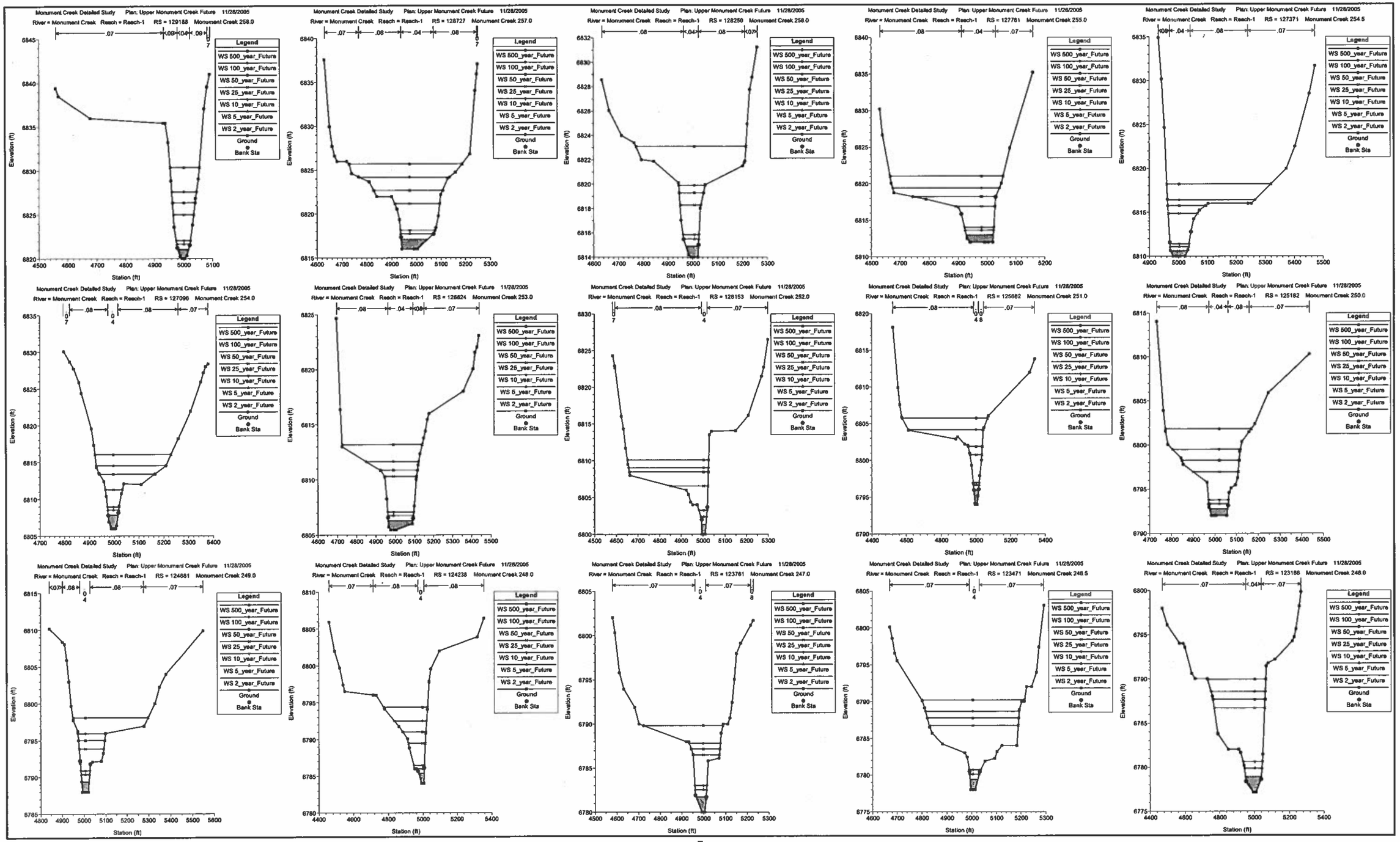
Monument Creek Detailed Study Plan: Upper Monument Creek Future 11/28/2005
River = Monument Creek Reach = Reach-1 RS = 129188 Monument Creek 258.0
River = Monument Creek Reach = Reach-1 RS = 128727 Monument Creek 257.0
River = Monument Creek Reach = Reach-1 RS = 128250 Monument Creek 256.0
River = Monument Creek Reach = Reach-1 RS = 127781 Monument Creek 255.0
River = Monument Creek Reach = Reach-1 RS = 127371 Monument Creek 254.5
River = Monument Creek Reach = Reach-1 RS = 127096 Monument Creek 254.0
River = Monument Creek Reach = Reach-1 RS = 126824 Monument Creek 253.0
River = Monument Creek Reach = Reach-1 RS = 126153 Monument Creek 252.0
River = Monument Creek Reach = Reach-1 RS = 125682 Monument Creek 251.0
River = Monument Creek Reach = Reach-1 RS = 125182 Monument Creek 250.0
River = Monument Creek Reach = Reach-1 RS = 124681 Monument Creek 249.0
River = Monument Creek Reach = Reach-1 RS = 124238 Monument Creek 248.0
River = Monument Creek Reach = Reach-1 RS = 123761 Monument Creek 247.0
River = Monument Creek Reach = Reach-1 RS = 123471 Monument Creek 246.5
River = Monument Creek Reach = Reach-1 RS = 123188 Monument Creek 246.0
Legend
WS 500_year_Future
WS 100_year_Future
WS 50_year_Future
WS 25_year_Future
WS 10_year_Future
WS 5_year_Future
WS 2_year_Future
Ground
Bank Sta
Elevation (ft)
Station (ft)

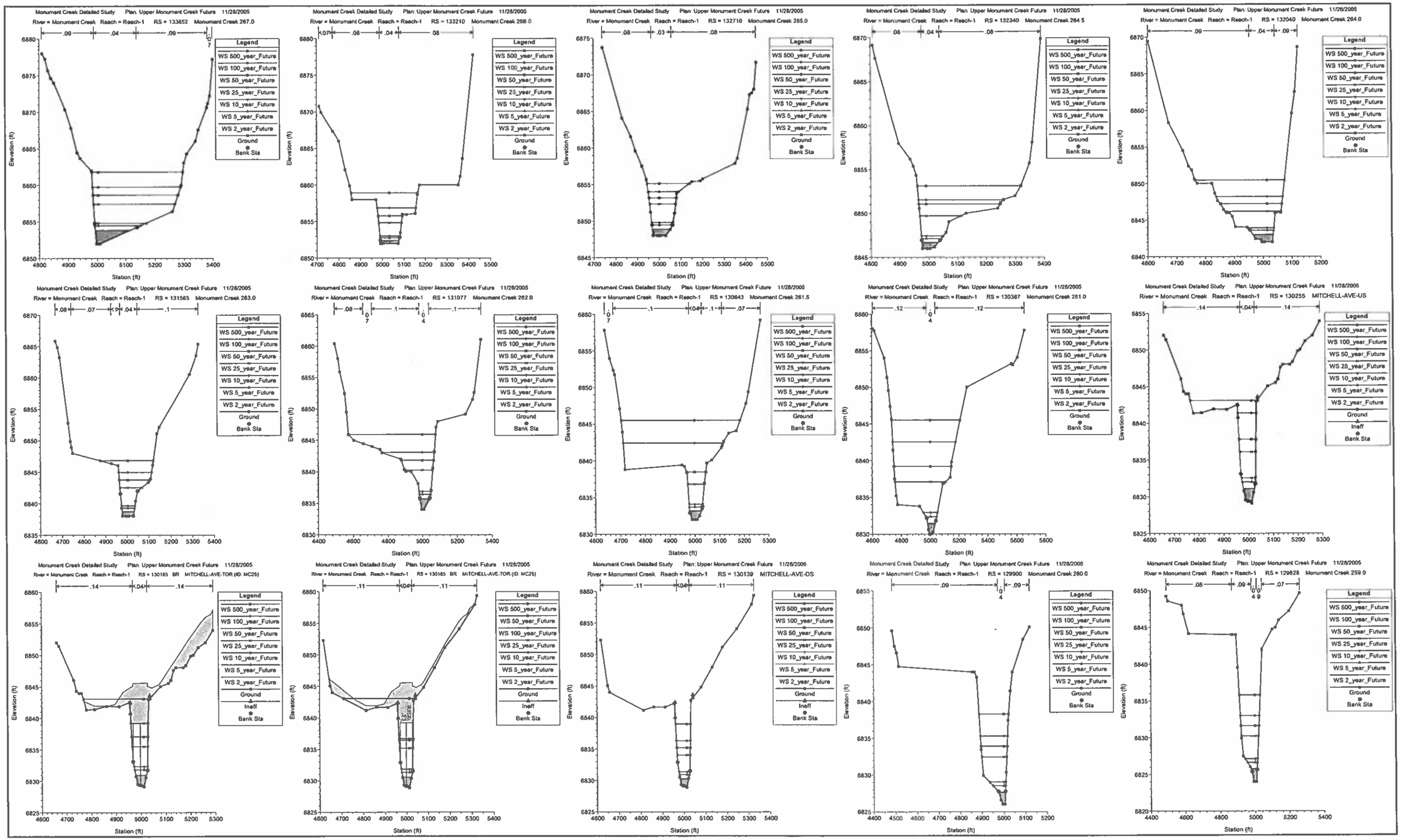
Monument Creek Detailed Study Plan: Upper Monument Creek Future 11/28/2005
River = Monument Creek Reach = Reach-1 RS = 133652 Monument Creek 267.0
River = Monument Creek Reach = Reach-1 RS = 133210 Monument Creek 268.0
River = Monument Creek Reach = Reach-1 RS = 132710 Monument Creek 265.0
River = Monument Creek Reach = Reach-1 RS = 132340 Monument Creek 264.5
River = Monument Creek Reach = Reach-1 RS = 132040 Monument Creek 264.0
River = Monument Creek Reach = Reach-1 RS = 131565 Monument Creek 263.0
River = Monument Creek Reach = Reach-1 RS = 131077 Monument Creek 262.0
River = Monument Creek Reach = Reach-1 RS = 130643 Monument Creek 261.5
River = Monument Creek Reach = Reach-1 RS = 130367 Monument Creek 261.0
River = Monument Creek Reach = Reach-1 RS = 130255 MITCHELL-AVE-US
River = Monument Creek Reach = Reach-1 RS = 130185 BR MITCHELL-AVE-TOR (ID: MC25)
River = Monument Creek Reach = Reach-1 RS = 130185 BR MITCHELL-AVE-TOR (ID: MC25)
River = Monument Creek Reach = Reach-1 RS = 130139 MITCHELL-AVE-DS
River = Monument Creek Reach = Reach-1 RS = 129900 Monument Creek 260.0
River = Monument Creek Reach = Reach-1 RS = 129628 Monument Creek 259.0
Legend
WS 500_year_Future
WS 100_year_Future
WS 50_year_Future
WS 25_year_Future
WS 10_year_Future
WS 5_year_Future
WS 2_year_Future
Ground
Ineff
Bank Sta
Elevation (ft)
Station (ft)

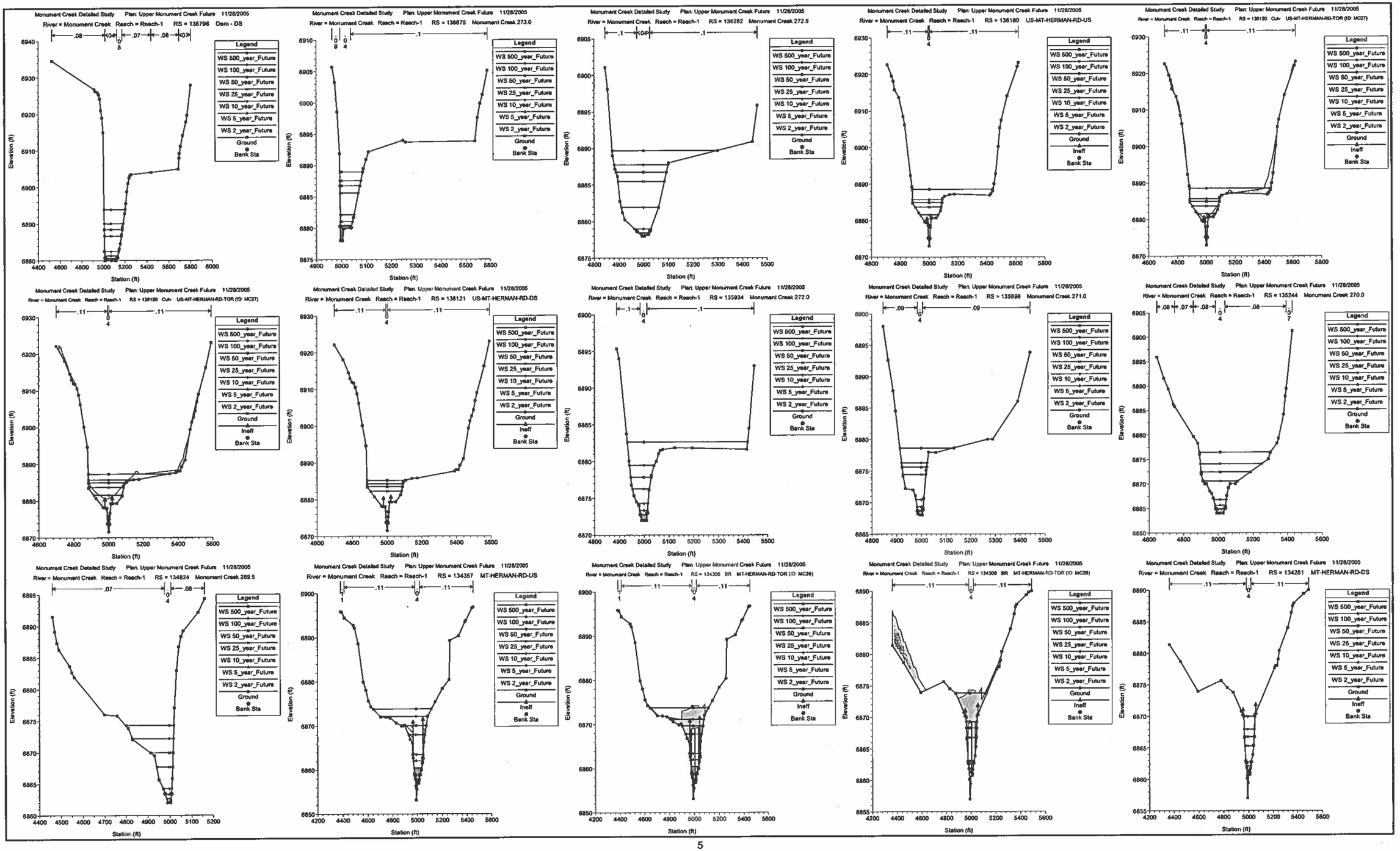
Monument Creek Detailed Study Plan: Upper Monument Creek Future 11/28/2005
River = Monument Creek Reach = Reach-1 RS = 135796 Dam - DS
River = Monument Creek Reach = Reach-1 RS = 136675 Monument Creek 273.0
River = Monument Creek Reach = Reach-1 RS = 136282 Monument Creek 272.5
River = Monument Creek Reach = Reach-1 RS = 136180 US-MT-HERMAN-RD-US
River = Monument Creek Reach = Reach-1 RS = 136150 Culv US-MT-HERMAN-RD-TOR (ID: MC27)
River = Monument Creek Reach = Reach-1 RS = 138121 US-MT-HERMAN-RD-DS
River = Monument Creek Reach = Reach-1 RS = 135934 Monument Creek 272.0
River = Monument Creek Reach = Reach-1 RS = 135696 Monument Creek 271.0
River = Monument Creek Reach = Reach-1 RS = 135244 Monument Creek 270.0
River = Monument Creek Reach = Reach-1 RS = 134824 Monument Creek 269.5
River = Monument Creek Reach = Reach-1 RS = 134357 MT-HERMAN-RD-US
River = Monument Creek Reach = Reach-1 RS = 134308 BR MT-HERMAN-RD-TOR (ID: MC28)
River = Monument Creek Reach = Reach-1 RS = 134261 MT-HERMAN-RD-DS
Legend
WS 500_year_Future
WS 100_year_Future
WS 50_year_Future
WS 25_year_Future
WS 10_year_Future
WS 5_year_Future
WS 2_year_Future
Ground
Ineff
Bank Sta
Elevation (ft)
Station (ft)

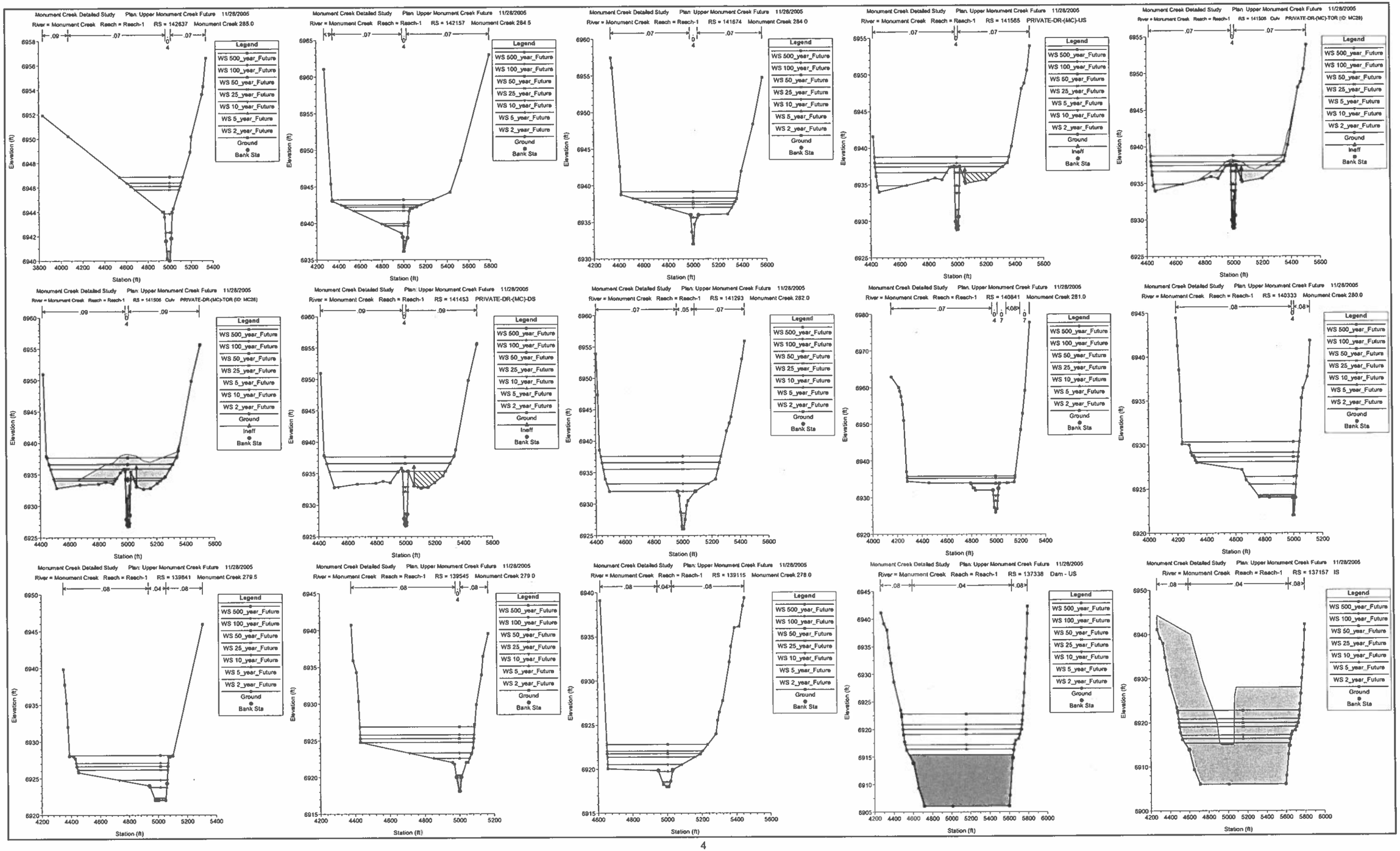
Monument Creek Detailed Study Plan: Upper Monument Creek Future 11/28/2005
River = Monument Creek Reach = Reach-1 RS = 142637 Monument Creek 285.0
Monument Creek Detailed Study Plan: Upper Monument Creek Future 11/28/2005
River = Monument Creek Reach = Reach-1 RS = 142157 Monument Creek 284.5
Monument Creek Detailed Study Plan: Upper Monument Creek Future 11/28/2005
River = Monument Creek Reach = Reach-1 RS = 141674 Monument Creek 284.0
Monument Creek Detailed Study Plan: Upper Monument Creek Future 11/28/2005
River = Monument Creek Reach = Reach-1 RS = 141565 PRIVATE-DR-(MC)-US
Monument Creek Detailed Study Plan: Upper Monument Creek Future 11/28/2005
River = Monument Creek Reach = Reach-1 RS = 141506 Culv PRIVATE-DR-(MC)-TOR (ID: MC28)
Monument Creek Detailed Study Plan: Upper Monument Creek Future 11/28/2005
River = Monument Creek Reach = Reach-1 RS = 141506 Culv PRIVATE-DR-(MC)-TOR (ID: MC28)
Monument Creek Detailed Study Plan: Upper Monument Creek Future 11/28/2005
River = Monument Creek Reach = Reach-1 RS = 141453 PRIVATE-DR-(MC)-DS
Monument Creek Detailed Study Plan: Upper Monument Creek Future 11/28/2005
River = Monument Creek Reach = Reach-1 RS = 141293 Monument Creek 282.0
Monument Creek Detailed Study Plan: Upper Monument Creek Future 11/28/2005
River = Monument Creek Reach = Reach-1 RS = 140841 Monument Creek 281.0
Monument Creek Detailed Study Plan: Upper Monument Creek Future 11/28/2005
River = Monument Creek Reach = Reach-1 RS = 140333 Monument Creek 280.0
Monument Creek Detailed Study Plan: Upper Monument Creek Future 11/28/2005
River = Monument Creek Reach = Reach-1 RS = 139841 Monument Creek 279.5
Monument Creek Detailed Study Plan: Upper Monument Creek Future 11/28/2005
River = Monument Creek Reach = Reach-1 RS = 139545 Monument Creek 279.0
Monument Creek Detailed Study Plan: Upper Monument Creek Future 11/28/2005
River = Monument Creek Reach = Reach-1 RS = 139115 Monument Creek 278.0
Monument Creek Detailed Study Plan: Upper Monument Creek Future 11/28/2005
River = Monument Creek Reach = Reach-1 RS = 137338 Dam - US
Monument Creek Detailed Study Plan: Upper Monument Creek Future 11/28/2005
River = Monument Creek Reach = Reach-1 RS = 137157 IS
Legend
WS 500_year_Future
WS 100_year_Future
WS 50_year_Future
WS 25_year_Future
WS 10_year_Future
WS 5_year_Future
WS 2_year_Future
Ground
Ineff
Bank Sta
Elevation (ft)
Station (ft)

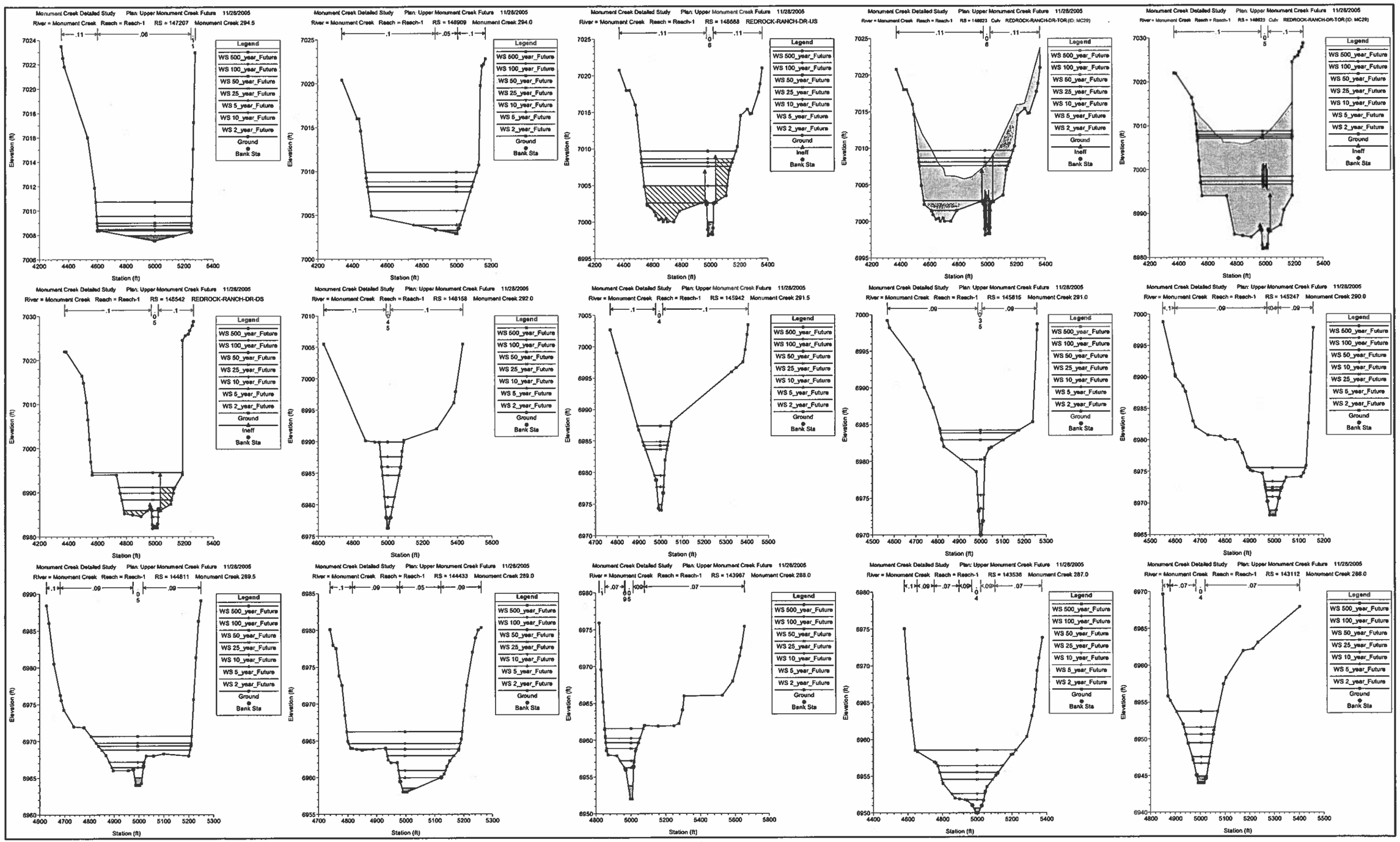
Monument Creek Detailed Study Plan: Upper Monument Creek Future 11/28/2005
River = Monument Creek Reach = Reach-1 RS = 147207 Monument Creek 294.5
River = Monument Creek Reach = Reach-1 RS = 146909 Monument Creek 294.0
River = Monument Creek Reach = Reach-1 RS = 146668 REDROCK-RANCH-DR-US
River = Monument Creek Reach = Reach-1 RS = 146623 Culv REDROCK-RANCH-DR-TOR (ID: MC29)
River = Monument Creek Reach = Reach-1 RS = 146623 Culv REDROCK-RANCH-DR-TOR (ID: MC29)
River = Monument Creek Reach = Reach-1 RS = 146542 REDROCK-RANCH-DR-DS
River = Monument Creek Reach = Reach-1 RS = 146158 Monument Creek 292.0
River = Monument Creek Reach = Reach-1 RS = 145942 Monument Creek 291.5
River = Monument Creek Reach = Reach-1 RS = 145815 Monument Creek 291.0
River = Monument Creek Reach = Reach-1 RS = 145247 Monument Creek 290.0
River = Monument Creek Reach = Reach-1 RS = 144811 Monument Creek 289.5
River = Monument Creek Reach = Reach-1 RS = 144433 Monument Creek 289.0
River = Monument Creek Reach = Reach-1 RS = 143967 Monument Creek 288.0
River = Monument Creek Reach = Reach-1 RS = 143536 Monument Creek 287.0
River = Monument Creek Reach = Reach-1 RS = 143112 Monument Creek 286.0
Legend
WS 500_year_Future
WS 100_year_Future
WS 50_year_Future
WS 25_year_Future
WS 10_year_Future
WS 5_year_Future
WS 2_year_Future
Ground
Ineff
Bank Sta
Elevation (ft)
Station (ft)

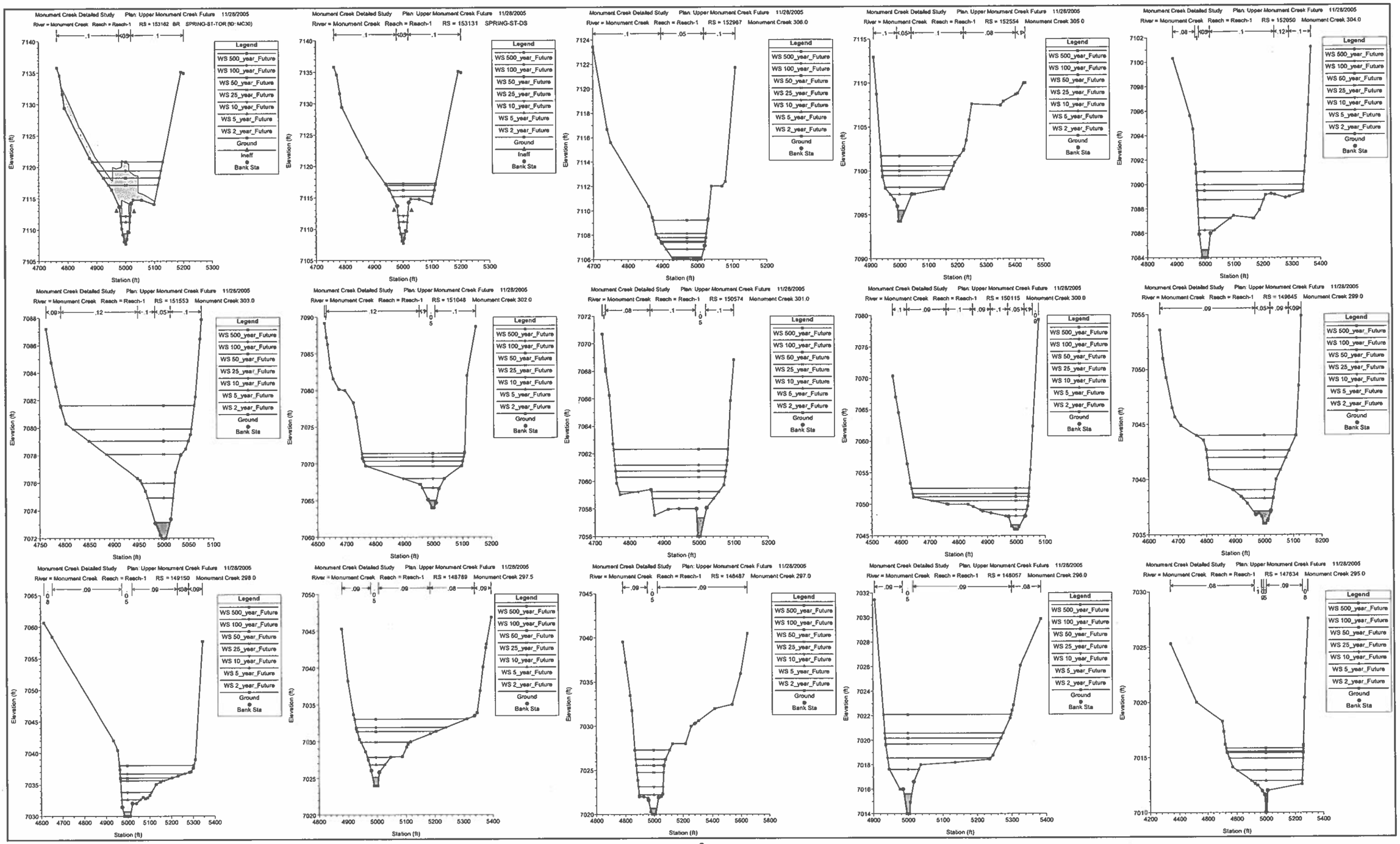
Monument Creek Detailed Study Plan: Upper Monument Creek Future 11/28/2005
River = Monument Creek Reach = Reach-1 RS = 153162 BR SPRING-ST-TOR (ID: MC30)
River = Monument Creek Reach = Reach-1 RS = 153131 SPRING-ST-DS
River = Monument Creek Reach = Reach-1 RS = 152967 Monument Creek 306.0
River = Monument Creek Reach = Reach-1 RS = 152554 Monument Creek 305.0
River = Monument Creek Reach = Reach-1 RS = 152050 Monument Creek 304.0
River = Monument Creek Reach = Reach-1 RS = 151553 Monument Creek 303.0
River = Monument Creek Reach = Reach-1 RS = 151048 Monument Creek 302.0
River = Monument Creek Reach = Reach-1 RS = 150574 Monument Creek 301.0
River = Monument Creek Reach = Reach-1 RS = 150115 Monument Creek 300.0
River = Monument Creek Reach = Reach-1 RS = 149645 Monument Creek 299.0
River = Monument Creek Reach = Reach-1 RS = 149150 Monument Creek 298.0
River = Monument Creek Reach = Reach-1 RS = 148789 Monument Creek 297.5
River = Monument Creek Reach = Reach-1 RS = 148487 Monument Creek 297.0
River = Monument Creek Reach = Reach-1 RS = 148057 Monument Creek 296.0
River = Monument Creek Reach = Reach-1 RS = 147634 Monument Creek 295.0
Legend
WS 500_year_Future
WS 100_year_Future
WS 50_year_Future
WS 25_year_Future
WS 10_year_Future
WS 5_year_Future
WS 2_year_Future
Ground
Ineff
Bank Sta
Elevation (ft)
Station (ft)

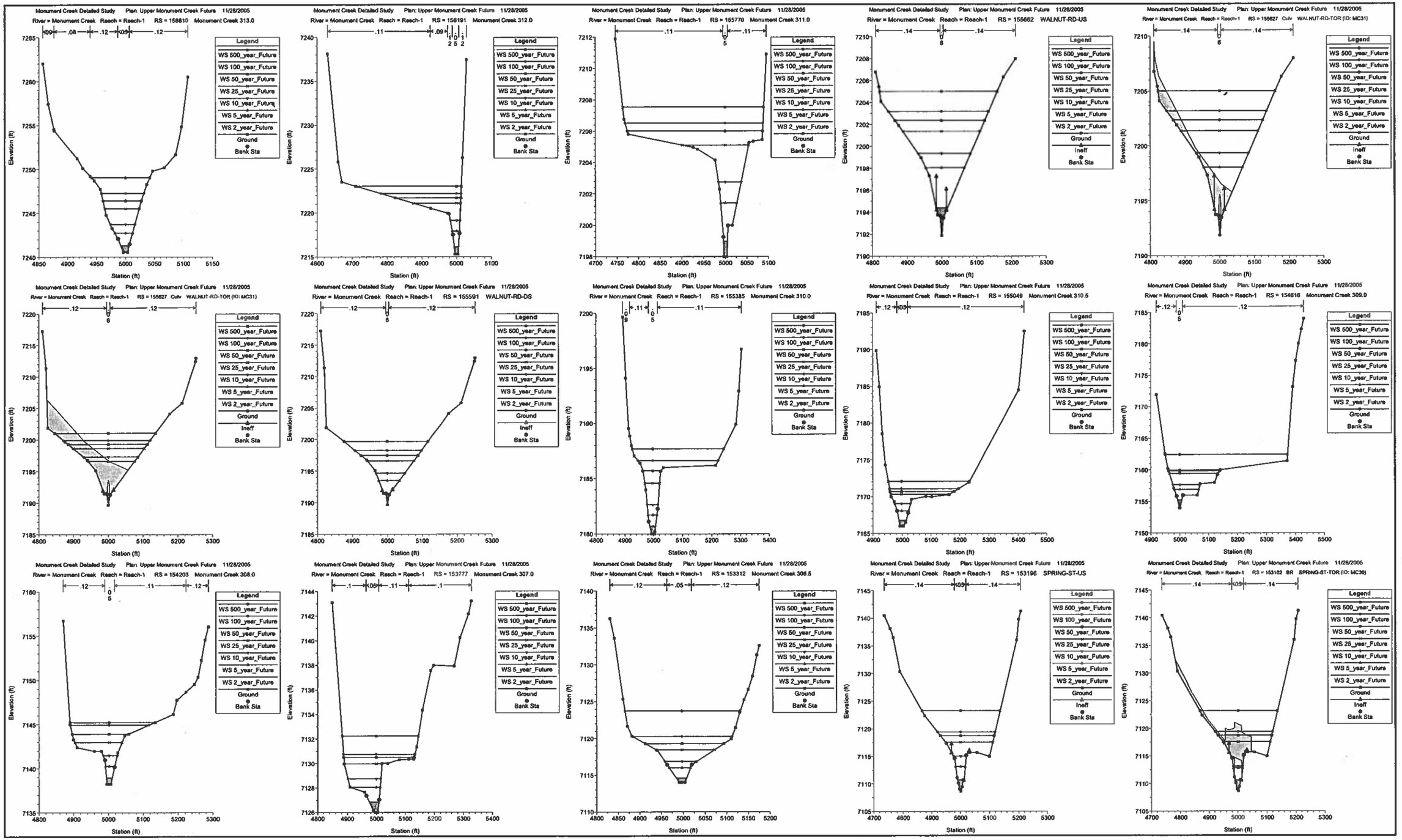
Monument Creek Detailed Study Plan: Upper Monument Creek Future 11/28/2005
River = Monument Creek Reach = Reach-1 RS = 158610 Monument Creek 313.0
River = Monument Creek Reach = Reach-1 RS = 158191 Monument Creek 312.0
River = Monument Creek Reach = Reach-1 RS = 155770 Monument Creek 311.0
River = Monument Creek Reach = Reach-1 RS = 155662 WALNUT-RD-US
River = Monument Creek Reach = Reach-1 RS = 155627 Culv WALNUT-RD-TOR (ID: MC31)
River = Monument Creek Reach = Reach-1 RS = 155627 Culv WALNUT-RD-TOR (ID: MC31)
River = Monument Creek Reach = Reach-1 RS = 155591 WALNUT-RD-DS
River = Monument Creek Reach = Reach-1 RS = 155385 Monument Creek 310.0
River = Monument Creek Reach = Reach-1 RS = 155049 Monument Creek 310.5
River = Monument Creek Reach = Reach-1 RS = 154618 Monument Creek 309.0
River = Monument Creek Reach = Reach-1 RS = 154203 Monument Creek 308.0
River = Monument Creek Reach = Reach-1 RS = 153777 Monument Creek 307.0
River = Monument Creek Reach = Reach-1 RS = 153312 Monument Creek 306.5
River = Monument Creek Reach = Reach-1 RS = 153196 SPRING-ST-US
River = Monument Creek Reach = Reach-1 RS = 153162 BR SPRING-ST-TOR (ID: MC30)
Legend
WS 500_year_Future
WS 100_year_Future
WS 50_year_Future
WS 25_year_Future
WS 10_year_Future
WS 5_year_Future
WS 2_year_Future
Ground
Ineff
Bank Sta
Elevation (ft)
Station (ft)

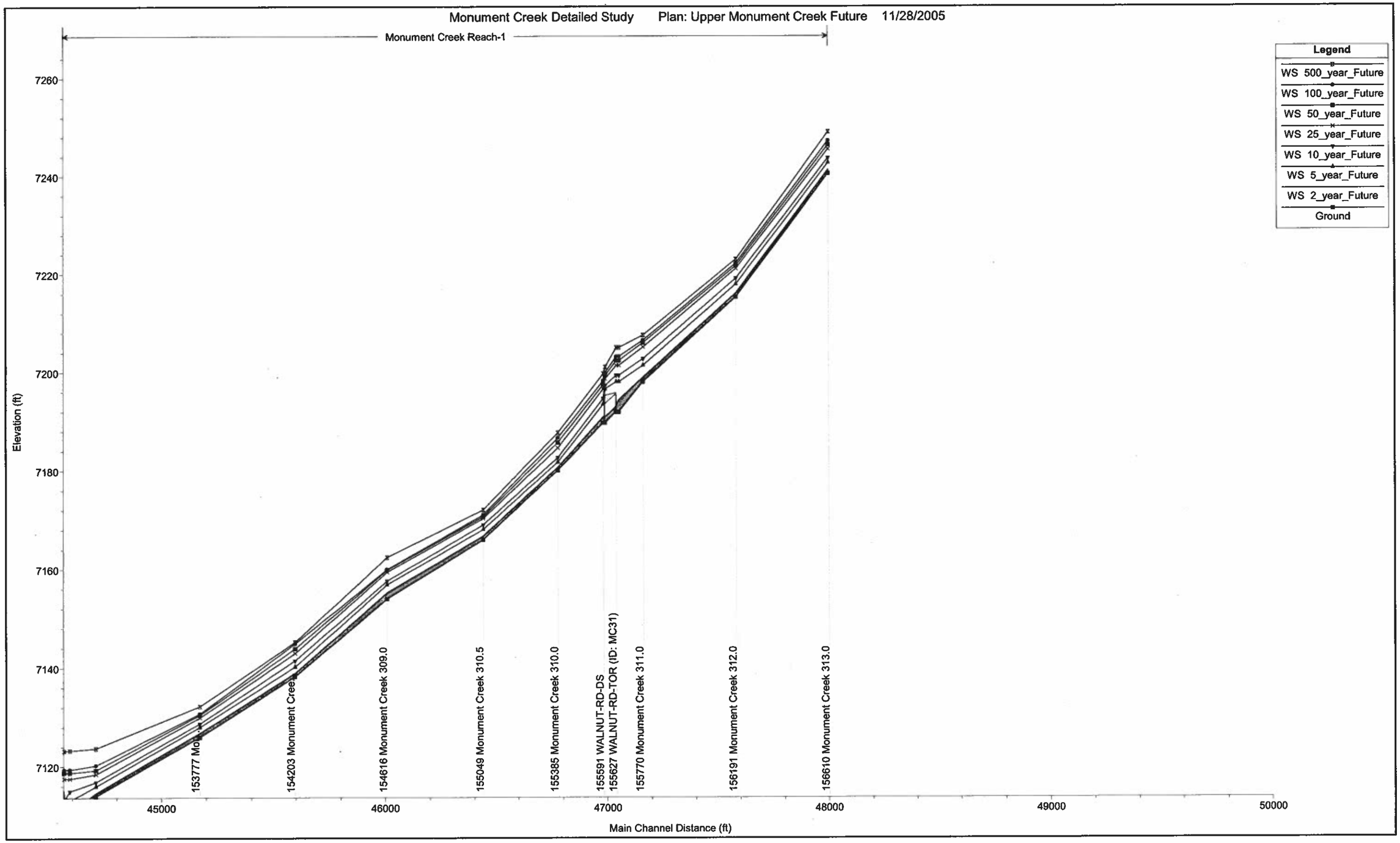
Monument Creek Detailed Study Plan: Upper Monument Creek Future 11/28/2005
Monument Creek Reach-1
Legend
WS 500_year_Future
WS 100_year_Future
WS 50_year_Future
WS 25_year_Future
WS 10_year_Future
WS 5_year_Future
WS 2_year_Future
Ground
Elevation (ft)
7260
7240
7220
7200
7180
7160
7140
7120
45000
46000
47000
48000
49000
50000
Main Channel Distance (ft)
153777 Mo
154203 Monument Cree
154616 Monument Creek 309.0
155049 Monument Creek 310.5
155385 Monument Creek 310.0
155591 WALNUT-RD-DS
155627 WALNUT-RD-TOR (ID: MC31)
155770 Monument Creek 311.0
156191 Monument Creek 312.0
156610 Monument Creek 313.0

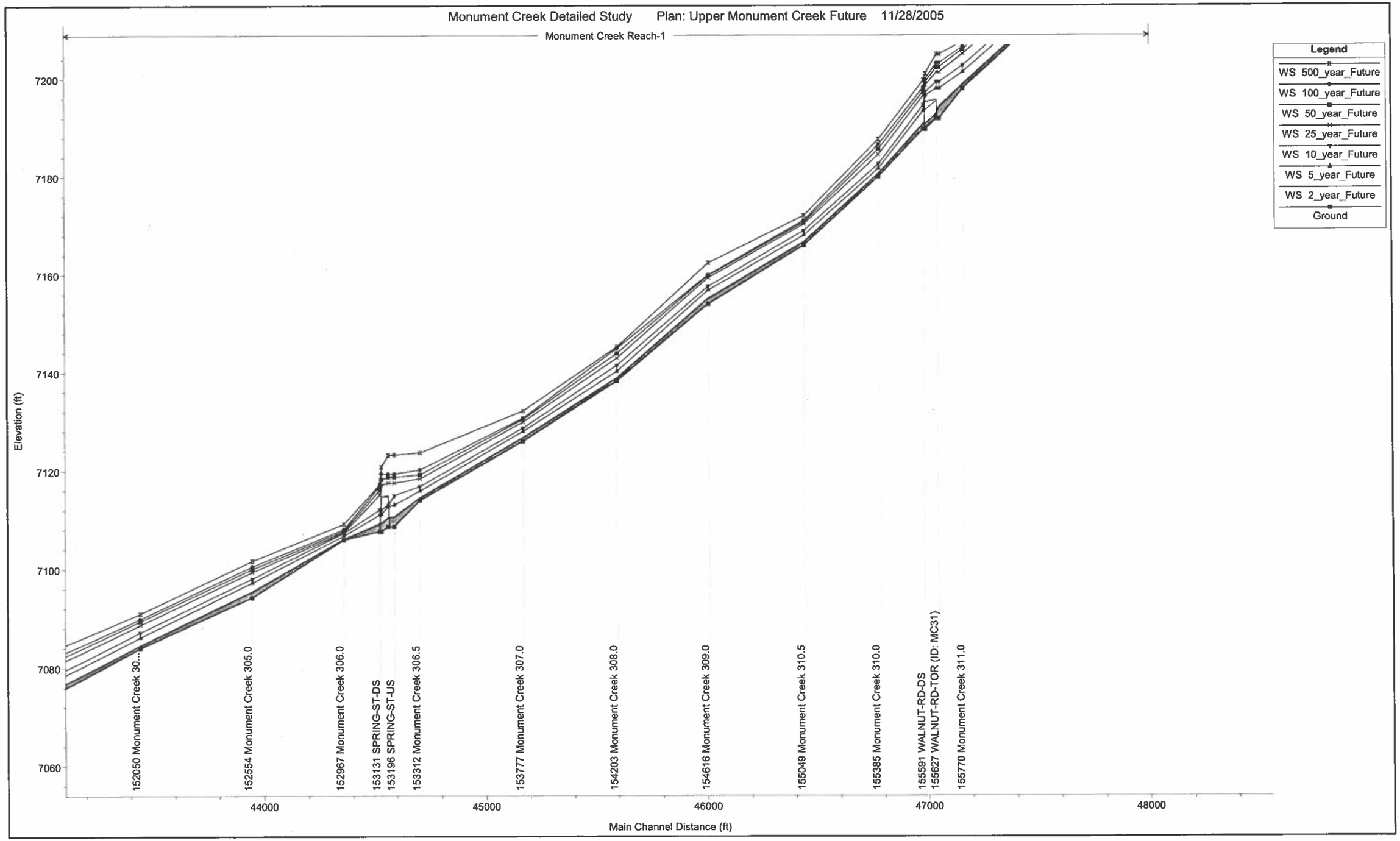
Monument Creek Detailed Study Plan: Upper Monument Creek Future 11/28/2005
Monument Creek Reach-1
Legend
WS 500_year_Future
WS 100_year_Future
WS 50_year_Future
WS 25_year_Future
WS 10_year_Future
WS 5_year_Future
WS 2_year_Future
Ground
Elevation (ft)
7200
7180
7160
7140
7120
7100
7080
7060
152050 Monument Creek 30...
152554 Monument Creek 305.0
152967 Monument Creek 306.0
153131 SPRING-ST-DS
153196 SPRING-ST-US
153312 Monument Creek 306.5
153777 Monument Creek 307.0
154203 Monument Creek 308.0
154616 Monument Creek 309.0
155049 Monument Creek 310.5
155385 Monument Creek 310.0
155591 WALNUT-RD-DS
155627 WALNUT-RD-TOR (ID: MC31)
155770 Monument Creek 311.0
44000
45000
46000
47000
48000
Main Channel Distance (ft)

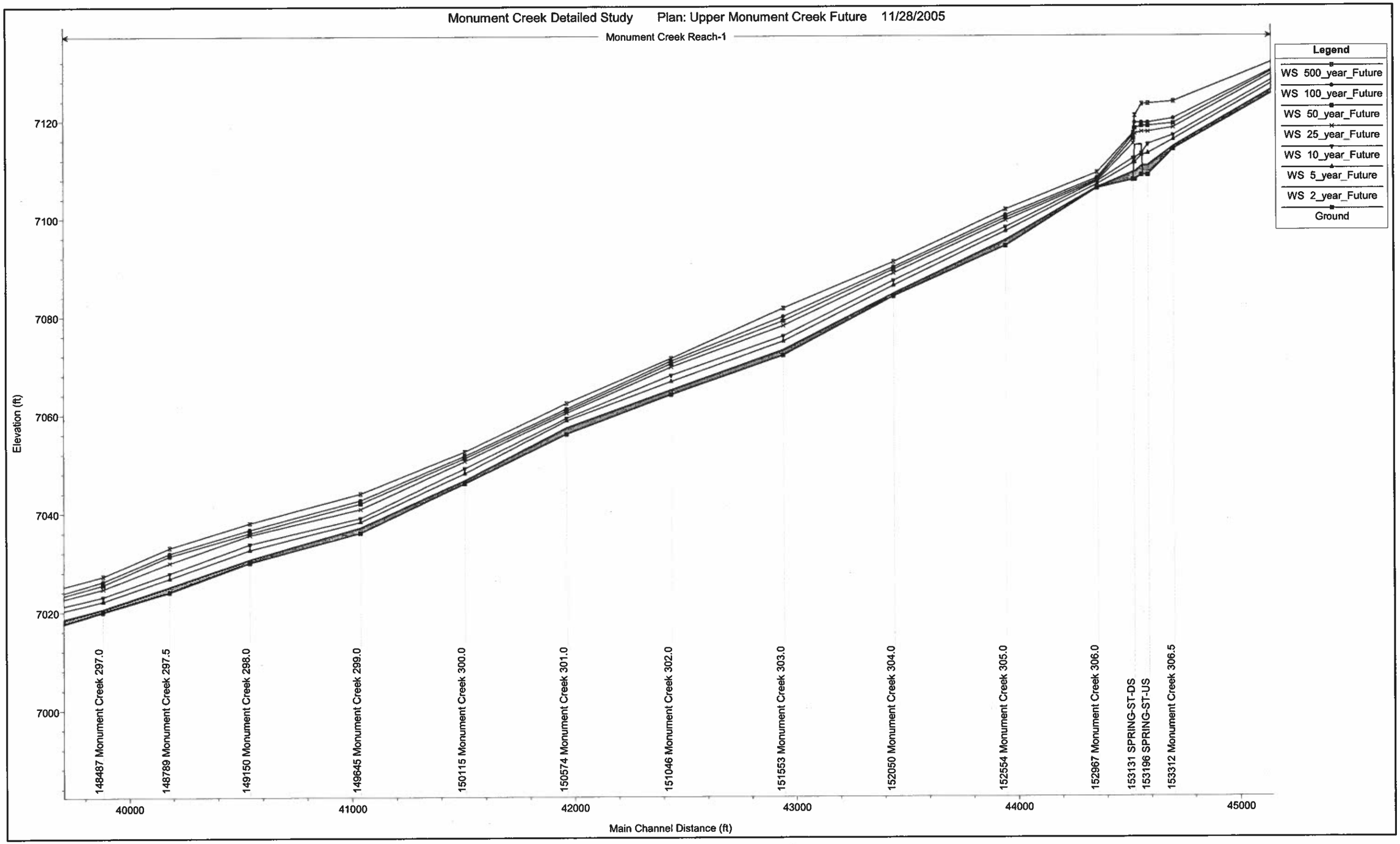
Monument Creek Detailed Study Plan: Upper Monument Creek Future 11/28/2005
Monument Creek Reach-1
Legend
WS 500_year_Future
WS 100_year_Future
WS 50_year_Future
WS 25_year_Future
WS 10_year_Future
WS 5_year_Future
WS 2_year_Future
Ground
Elevation (ft)
7120
7100
7080
7060
7040
7020
7000
148487 Monument Creek 297.0
148789 Monument Creek 297.5
149150 Monument Creek 298.0
149645 Monument Creek 299.0
150115 Monument Creek 300.0
150574 Monument Creek 301.0
151046 Monument Creek 302.0
151553 Monument Creek 303.0
152050 Monument Creek 304.0
152554 Monument Creek 305.0
152967 Monument Creek 306.0
153131 SPRING-ST-DS
153196 SPRING-ST-US
153312 Monument Creek 306.5
40000
41000
42000
43000
44000
45000
Main Channel Distance (ft)

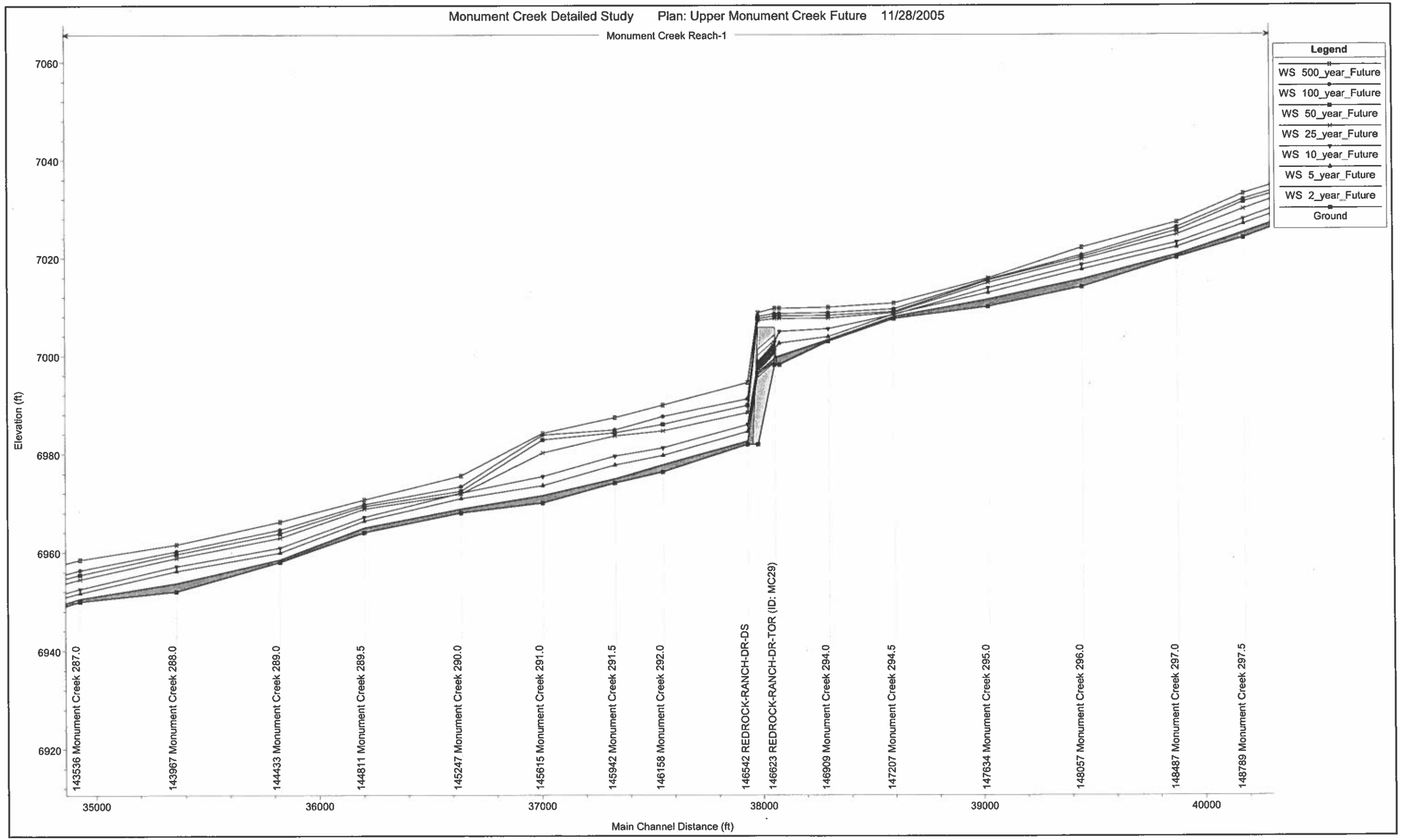
Monument Creek Detailed Study Plan: Upper Monument Creek Future 11/28/2005
Monument Creek Reach-1
Legend
WS 500_year_Future
WS 100_year_Future
WS 50_year_Future
WS 25_year_Future
WS 10_year_Future
WS 5_year_Future
WS 2_year_Future
Ground
Elevation (ft)
7060
7040
7020
7000
6980
6960
6940
6920
143536 Monument Creek 287.0
143967 Monument Creek 288.0
144433 Monument Creek 289.0
144811 Monument Creek 289.5
145247 Monument Creek 290.0
145615 Monument Creek 291.0
145942 Monument Creek 291.5
146158 Monument Creek 292.0
146542 REDROCK-RANCH-DR-DS
146623 REDROCK-RANCH-DR-TOR (ID: MC29)
146909 Monument Creek 294.0
147207 Monument Creek 294.5
147634 Monument Creek 295.0
148057 Monument Creek 296.0
148487 Monument Creek 297.0
148789 Monument Creek 297.5
35000
36000
37000
38000
39000
40000
Main Channel Distance (ft)

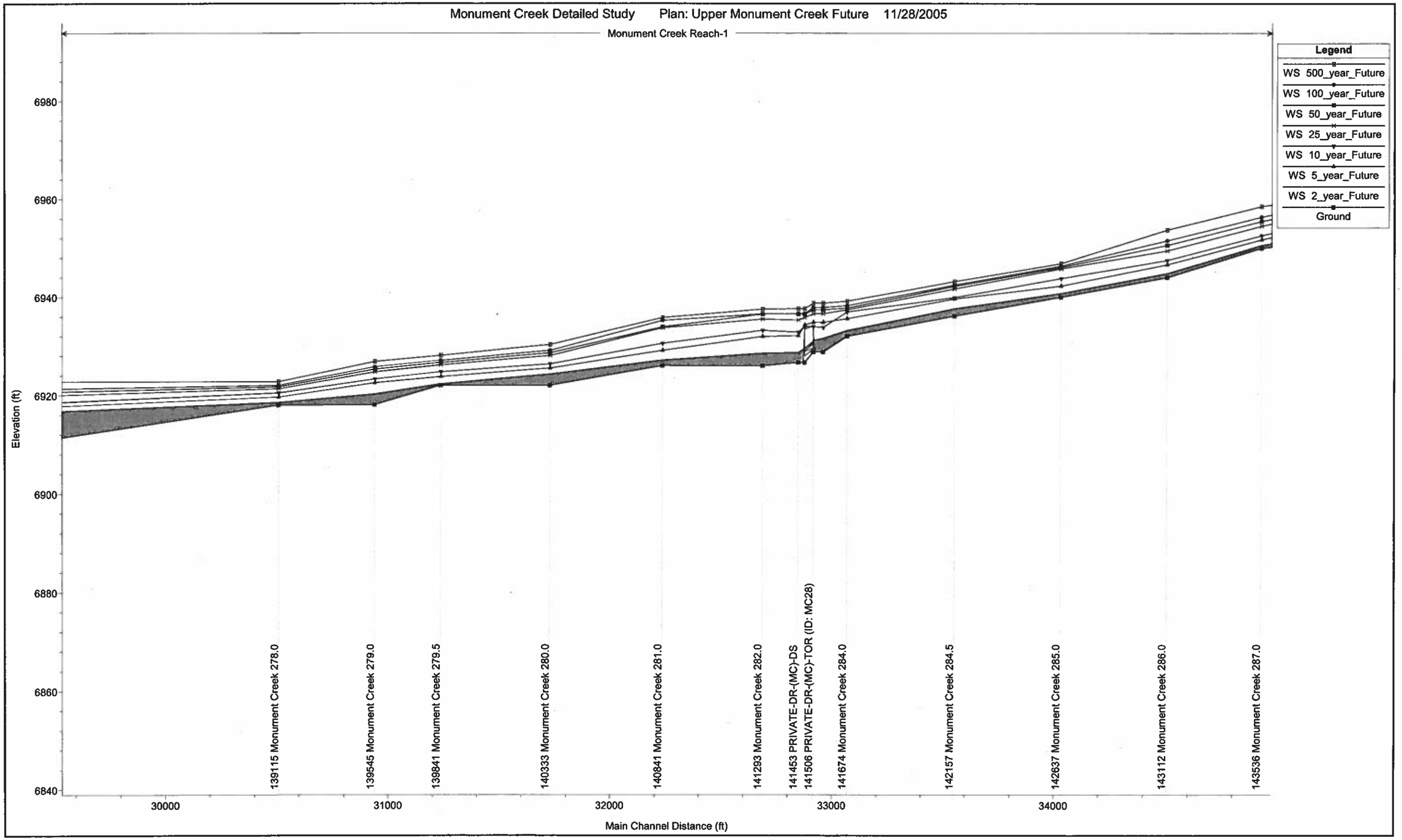
Monument Creek Detailed Study Plan: Upper Monument Creek Future 11/28/2005
Monument Creek Reach-1
Legend
WS 500_year_Future
WS 100_year_Future
WS 50_year_Future
WS 25_year_Future
WS 10_year_Future
WS 5_year_Future
WS 2_year_Future
Ground
Elevation (ft)
6980
6960
6940
6920
6900
6880
6860
6840
139115 Monument Creek 278.0
139545 Monument Creek 279.0
139841 Monument Creek 279.5
140333 Monument Creek 280.0
140841 Monument Creek 281.0
141293 Monument Creek 282.0
141453 PRIVATE-DR-(MC)-DS
141506 PRIVATE-DR-(MC)-TOR (ID: MC28)
141674 Monument Creek 284.0
142157 Monument Creek 284.5
142637 Monument Creek 285.0
143112 Monument Creek 286.0
143536 Monument Creek 287.0
30000
31000
32000
33000
34000
Main Channel Distance (ft)

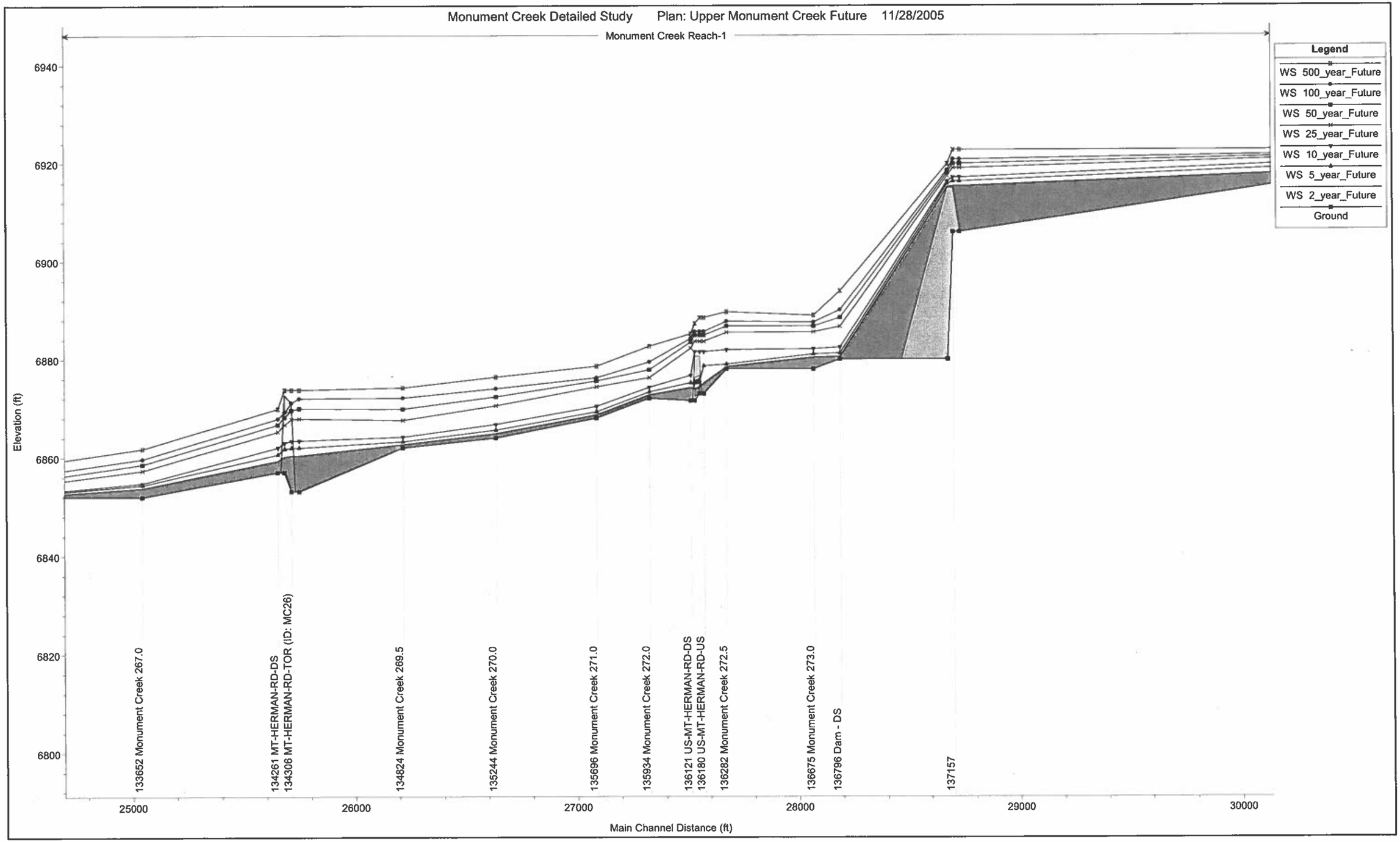
Monument Creek Detailed Study Plan: Upper Monument Creek Future 11/28/2005
Monument Creek Reach-1
Legend
WS 500_year_Future
WS 100_year_Future
WS 50_year_Future
WS 25_year_Future
WS 10_year_Future
WS 5_year_Future
WS 2_year_Future
Ground
Elevation (ft)
6940
6920
6900
6880
6860
6840
6820
6800
133652 Monument Creek 267.0
134261 MT-HERMAN-RD-DS
134306 MT-HERMAN-RD-TOR (ID: MC26)
134824 Monument Creek 269.5
135244 Monument Creek 270.0
135696 Monument Creek 271.0
135934 Monument Creek 272.0
136121 US-MT-HERMAN-RD-DS
136180 US-MT-HERMAN-RD-US
136282 Monument Creek 272.5
136675 Monument Creek 273.0
136796 Dam - DS
137157
25000
26000
27000
28000
29000
30000
Main Channel Distance (ft)

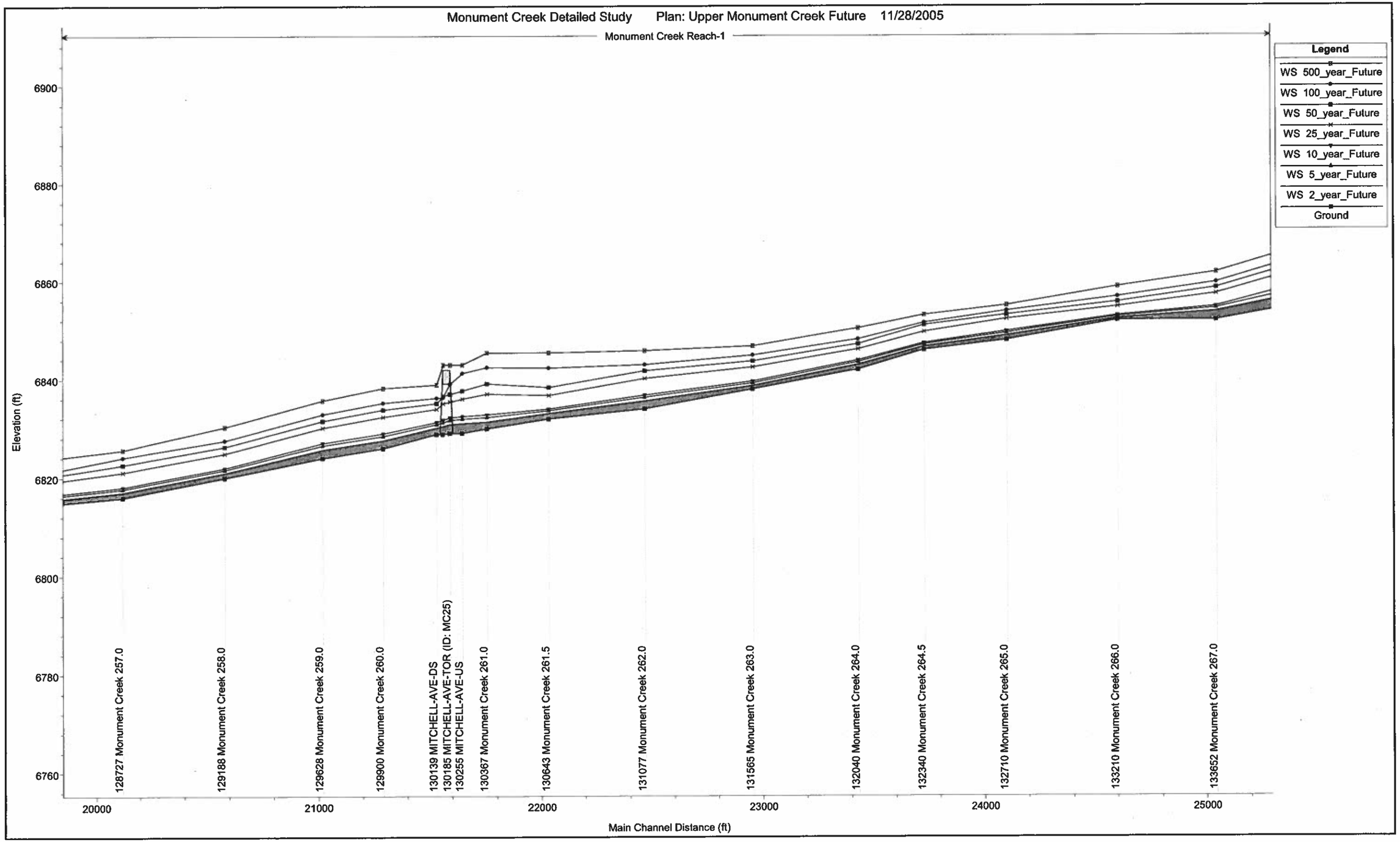
Monument Creek Detailed Study Plan: Upper Monument Creek Future 11/28/2005
Monument Creek Reach-1
Legend
WS 500_year_Future
WS 100_year_Future
WS 50_year_Future
WS 25_year_Future
WS 10_year_Future
WS 5_year_Future
WS 2_year_Future
Ground
Elevation (ft)
6900
6880
6860
6840
6820
6800
6780
6760
128727 Monument Creek 257.0
129188 Monument Creek 258.0
129628 Monument Creek 259.0
129900 Monument Creek 260.0
130139 MITCHELL-AVE-DS
130185 MITCHELL-AVE-TOR (ID: MC25)
130255 MITCHELL-AVE-US
130367 Monument Creek 261.0
130643 Monument Creek 261.5
131077 Monument Creek 262.0
131565 Monument Creek 263.0
132040 Monument Creek 264.0
132340 Monument Creek 264.5
132710 Monument Creek 265.0
133210 Monument Creek 266.0
133652 Monument Creek 267.0
20000
21000
22000
23000
24000
25000
Main Channel Distance (ft)

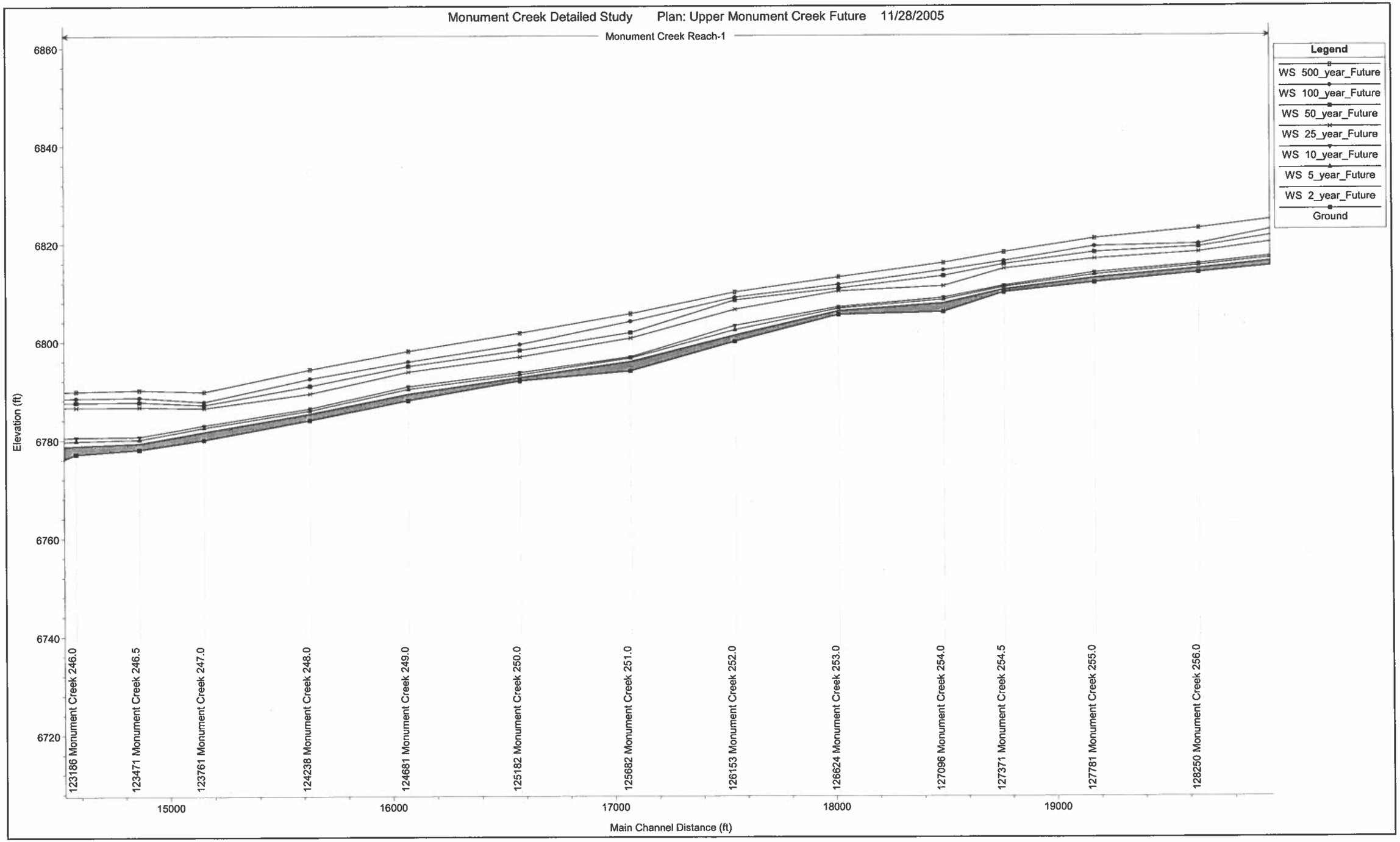
Monument Creek Detailed Study Plan: Upper Monument Creek Future 11/28/2005
Monument Creek Reach-1
Legend
WS 500_year_Future
WS 100_year_Future
WS 50_year_Future
WS 25_year_Future
WS 10_year_Future
WS 5_year_Future
WS 2_year_Future
Ground
Elevation (ft)
6860
6840
6820
6800
6780
6760
6740
6720
123186 Monument Creek 246.0
123471 Monument Creek 246.5
123761 Monument Creek 247.0
124238 Monument Creek 248.0
124681 Monument Creek 249.0
125182 Monument Creek 250.0
125682 Monument Creek 251.0
126153 Monument Creek 252.0
126624 Monument Creek 253.0
127096 Monument Creek 254.0
127371 Monument Creek 254.5
127781 Monument Creek 255.0
128250 Monument Creek 256.0
15000
16000
17000
18000
19000
Main Channel Distance (ft)

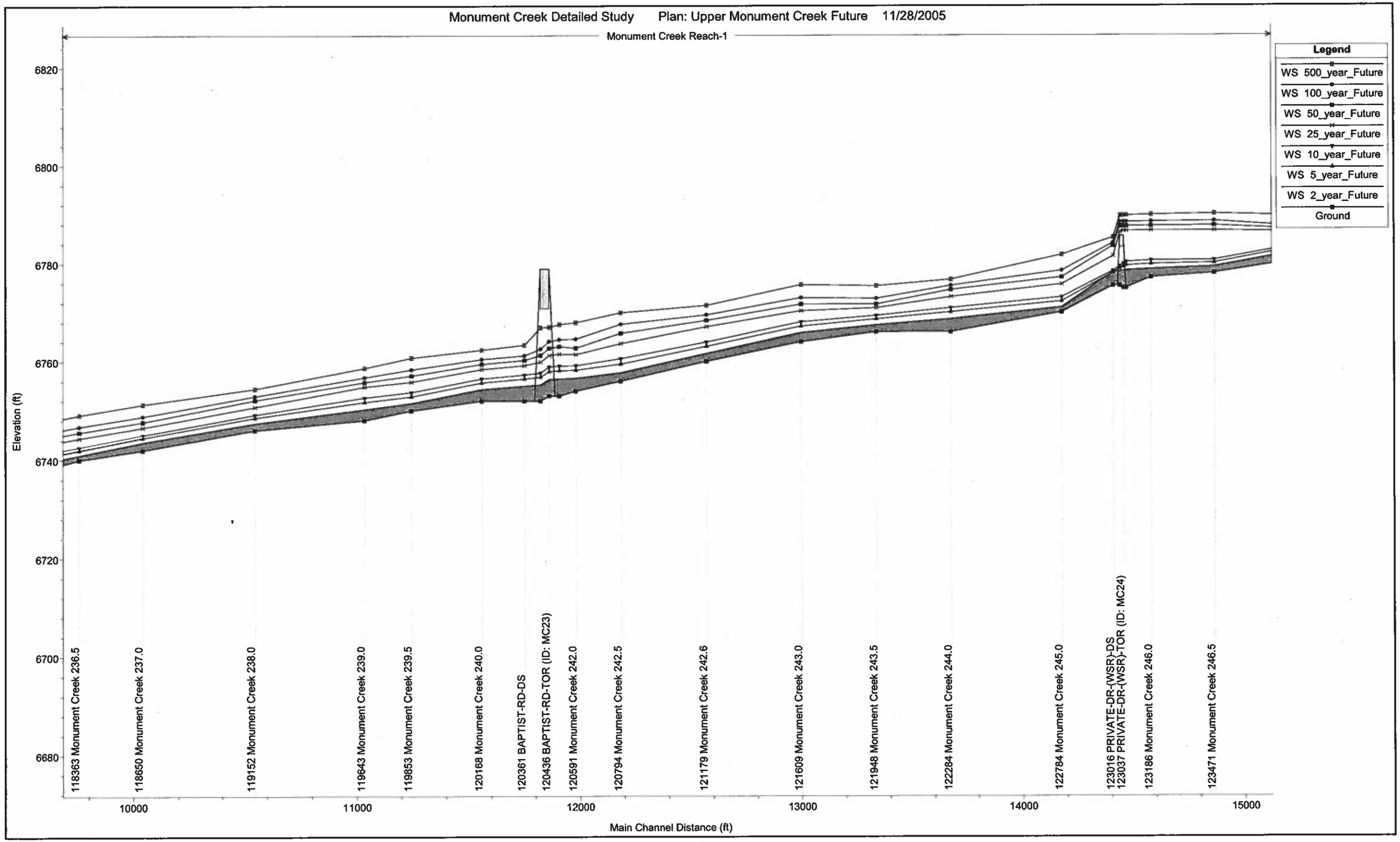
Monument Creek Detailed Study Plan: Upper Monument Creek Future 11/28/2005
Monument Creek Reach-1
Legend
WS 500_year_Future
WS 100_year_Future
WS 50_year_Future
WS 25_year_Future
WS 10_year_Future
WS 5_year_Future
WS 2_year_Future
Ground
Elevation (ft)
6820
6800
6780
6760
6740
6720
6700
6680
118363 Monument Creek 236.5
118650 Monument Creek 237.0
119152 Monument Creek 238.0
119643 Monument Creek 239.0
119853 Monument Creek 239.5
120168 Monument Creek 240.0
120361 BAPTIST-RD-DS
120436 BAPTIST-RD-TOR (ID: MC23)
120591 Monument Creek 242.0
120794 Monument Creek 242.5
121179 Monument Creek 242.6
121609 Monument Creek 243.0
121948 Monument Creek 243.5
122284 Monument Creek 244.0
122784 Monument Creek 245.0
123016 PRIVATE-DR-(WSR)-DS
123037 PRIVATE-DR-(WSR)-TOR (ID: MC24)
123186 Monument Creek 246.0
123471 Monument Creek 246.5
10000
11000
12000
13000
14000
15000
Main Channel Distance (ft)

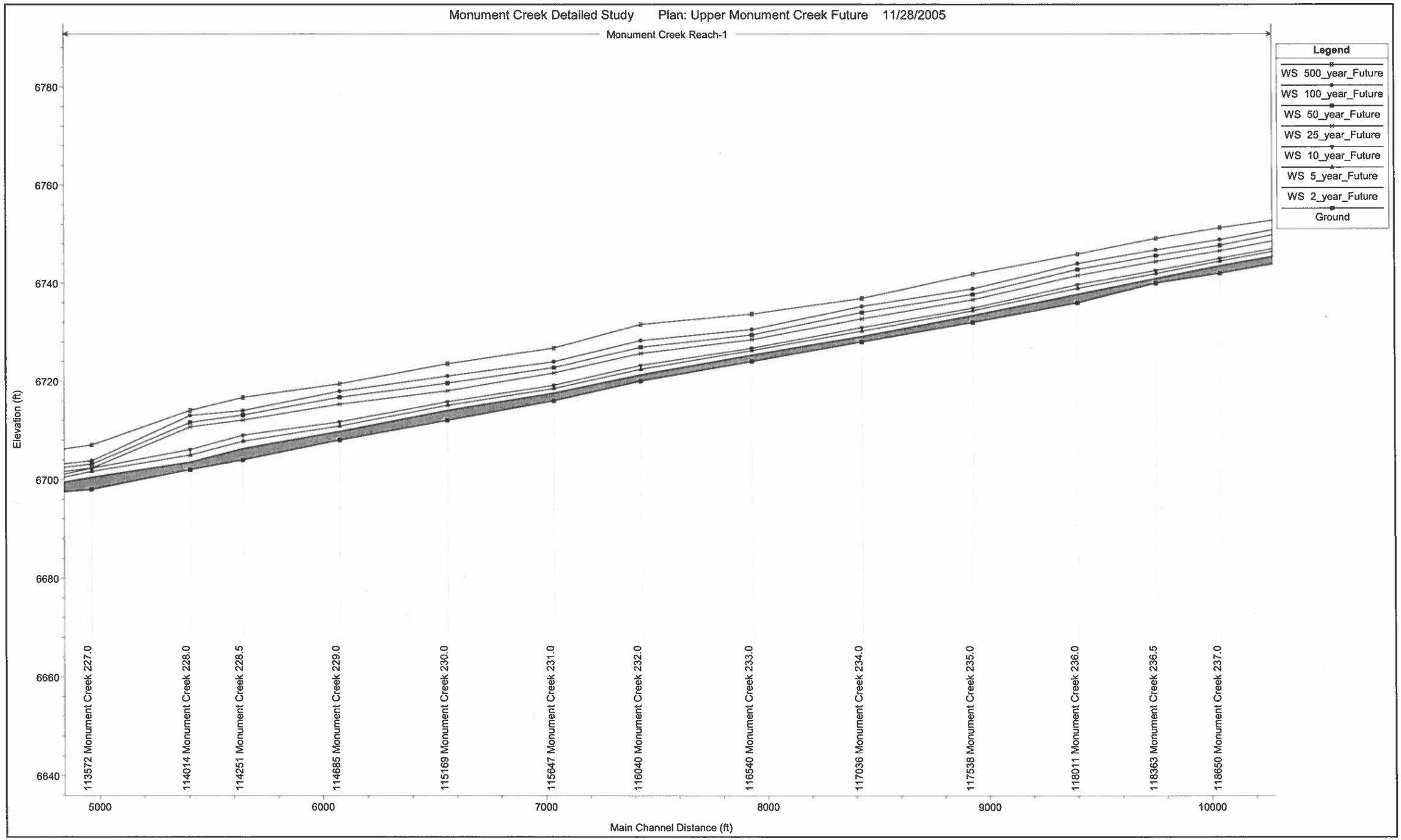
Monument Creek Detailed Study Plan: Upper Monument Creek Future 11/28/2005
Monument Creek Reach-1
Legend
WS 500_year_Future
WS 100_year_Future
WS 50_year_Future
WS 25_year_Future
WS 10_year_Future
WS 5_year_Future
WS 2_year_Future
Ground
Elevation (ft)
6640
6660
6680
6700
6720
6740
6760
6780
113572 Monument Creek 227.0
114014 Monument Creek 228.0
114251 Monument Creek 228.5
114685 Monument Creek 229.0
115169 Monument Creek 230.0
115647 Monument Creek 231.0
116040 Monument Creek 232.0
116540 Monument Creek 233.0
117036 Monument Creek 234.0
117538 Monument Creek 235.0
118011 Monument Creek 236.0
118363 Monument Creek 236.5
118650 Monument Creek 237.0
5000
6000
7000
8000
9000
10000
Main Channel Distance (ft)

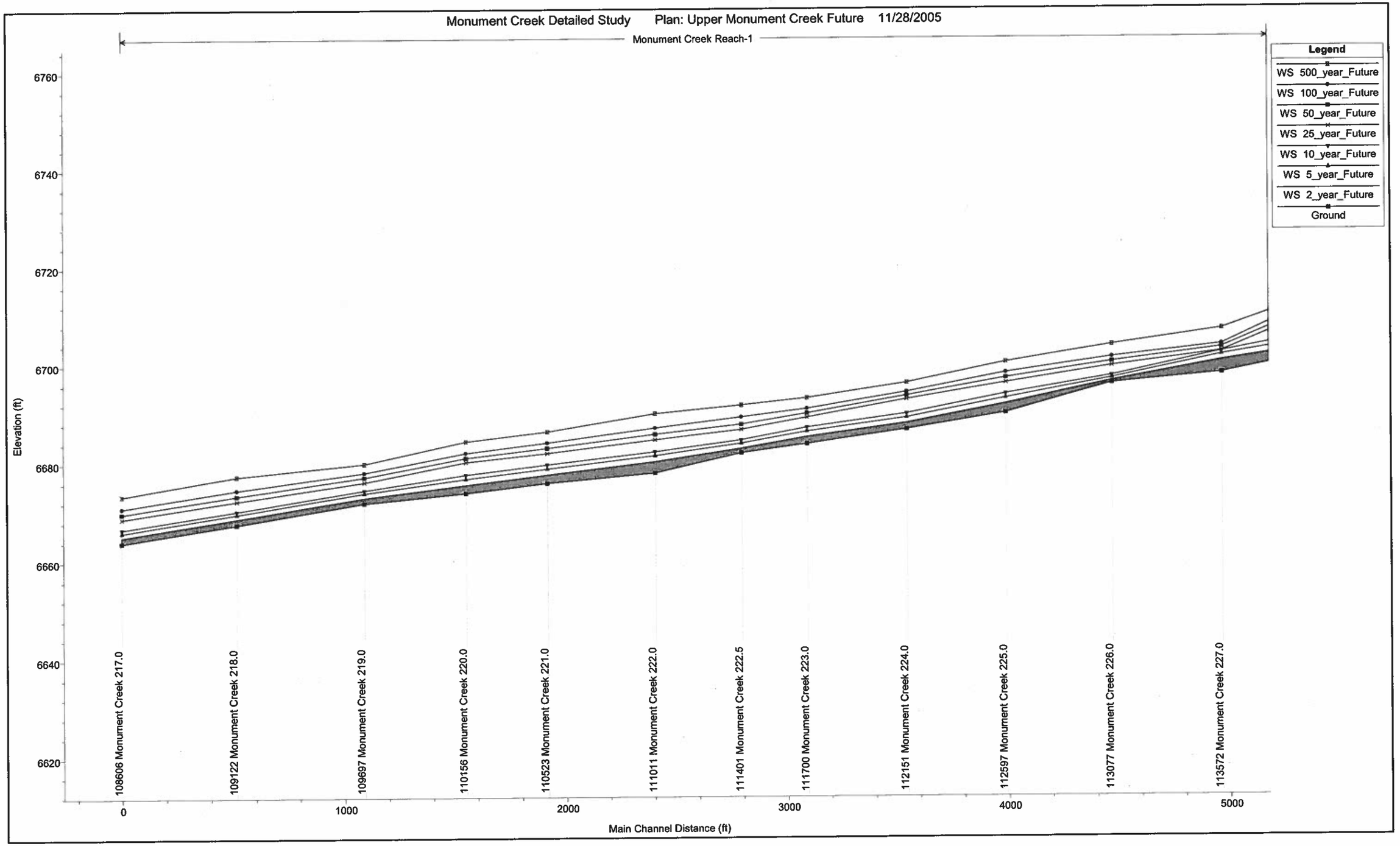
Monument Creek Detailed Study Plan: Upper Monument Creek Future 11/28/2005
Monument Creek Reach-1
Legend
WS 500_year_Future
WS 100_year_Future
WS 50_year_Future
WS 25_year_Future
WS 10_year_Future
WS 5_year_Future
WS 2_year_Future
Ground
Elevation (ft)
6760
6740
6720
6700
6680
6660
6640
6620
108606 Monument Creek 217.0
109122 Monument Creek 218.0
109697 Monument Creek 219.0
110156 Monument Creek 220.0
110523 Monument Creek 221.0
111011 Monument Creek 222.0
111401 Monument Creek 222.5
111700 Monument Creek 223.0
112151 Monument Creek 224.0
112597 Monument Creek 225.0
113077 Monument Creek 226.0
113572 Monument Creek 227.0
0
1000
2000
3000
4000
5000
Main Channel Distance (ft)

HEC-RAS Plan: UMC Existing River: Monument Creek Reach: Reach-1 (Continued)

Reach	River Sta	Profile	Q Total	Min Ch El	W.S. Elev	Crit W.S.	E.G. Elev	E.G. Slope	Vel Chnl	Flow Area	Top Width	Froude # Chl
			(cfs)	(ft)	(ft)	(ft)	(ft)	(ft/ft)	(ft/s)	(sq ft)	(ft)	
Reach-1	112597	2_year_Existing	79.00	6690.00	6691.14	6690.66	6691.20	0.003843	2.08	38.03	44.26	0.39
Reach-1	112597	5_year_Existing	300.00	6690.00	6692.14	6691.43	6692.31	0.004162	3.30	93.96	96.83	0.46
Reach-1	112597	10_year_Existing	780.00	6690.00	6693.23	6692.43	6693.54	0.004273	4.71	207.46	111.20	0.50
Reach-1	112597	25_year_Existing	3700.00	6690.00	6696.11		6697.02	0.005578	8.72	704.46	253.16	0.65
Reach-1	112597	50_year_Existing	5300.00	6690.00	6697.07		6698.11	0.005649	9.75	950.12	261.02	0.67
Reach-1	112597	100_year_Existin	7400.00	6690.00	6698.09		6699.31	0.005788	10.87	1221.18	267.88	0.70
Reach-1	112597	500_year_Existin	13000.00	6690.00	6700.19		6701.90	0.006401	13.45	1795.00	292.15	0.76
Reach-1	112151	2_year_Existing	79.00	6686.70	6687.43	6687.40	6687.71	0.023323	4.20	18.82	29.39	0.92
Reach-1	112151	5_year_Existing	300.00	6686.70	6688.31	6688.31	6688.87	0.018452	8.05	55.46	62.59	0.93
Reach-1	112151	10_year_Existing	780.00	6686.70	6689.30	6689.30	6690.20	0.015688	8.09	126.31	79.32	0.94
Reach-1	112151	25_year_Existing	3700.00	6686.70	6692.83	6692.83	6694.01	0.008133	10.79	704.79	295.33	0.79
Reach-1	112151	50_year_Existing	5300.00	6686.70	6693.52	6693.52	6694.92	0.009111	12.31	911.86	299.46	0.85
Reach-1	112151	100_year_Existin	7400.00	6686.70	6694.28	6694.28	6695.93	0.010048	13.91	1139.48	303.94	0.91
Reach-1	112151	500_year_Existin	13000.00	6686.70	6695.86	6695.81	6698.10	0.011584	17.04	1631.49	311.81	1.01
Reach-1	111700	2_year_Existing	79.00	6683.84	6684.71		6684.75	0.002943	1.54	51.30	76.73	0.33
Reach-1	111700	5_year_Existing	300.00	6683.84	6685.51	6684.83	6685.61	0.003290	2.45	122.67	99.63	0.39
Reach-1	111700	10_year_Existing	780.00	6683.84	6686.54	6685.52	6686.71	0.003179	3.29	237.17	120.26	0.41
Reach-1	111700	25_year_Existing	3700.00	6683.84	6689.15	6687.67	6689.74	0.003914	6.30	653.84	197.42	0.52
Reach-1	111700	50_year_Existing	5300.00	6683.84	6689.96	6688.56	6690.78	0.004391	7.45	819.51	210.31	0.57
Reach-1	111700	100_year_Existin	7400.00	6683.84	6690.89	6689.47	6691.96	0.004731	8.62	1016.34	217.84	0.61
Reach-1	111700	500_year_Existin	13000.00	6683.84	6692.69		6694.54	0.005254	10.94	1493.23	256.53	0.67
Reach-1	111401	2_year_Existing	79.00	6682.00	6682.47	6682.47	6682.69	0.030747	3.77	20.94	47.41	1.00
Reach-1	111401	5_year_Existing	300.00	6682.00	6683.17	6683.10	6683.60	0.019342	5.27	56.95	55.09	0.91
Reach-1	111401	10_year_Existing	780.00	6682.00	6684.13	6684.00	6684.85	0.015801	6.80	115.60	78.99	0.90
Reach-1	111401	25_year_Existing	3700.00	6682.00	6685.73		6687.91	0.010084	9.85	593.71	231.38	0.84
Reach-1	111401	50_year_Existing	5300.00	6682.00	6687.76		6688.97	0.008370	10.35	838.15	242.88	0.79
Reach-1	111401	100_year_Existin	7400.00	6682.00	6689.19		6690.34	0.006173	10.41	1214.19	288.78	0.70
Reach-1	111401	500_year_Existin	13000.00	6682.00	6691.41		6692.83	0.005736	12.13	1927.15	335.97	0.71
Reach-1	111011	2_year_Existing	79.00	6678.00	6679.51	6678.86	6679.58	0.003318	2.11	37.39	37.74	0.37
Reach-1	111011	5_year_Existing	300.00	6678.00	6680.61		6680.78	0.003809	3.27	102.58	92.34	0.43
Reach-1	111011	10_year_Existing	780.00	6678.00	6681.71		6682.00	0.003904	4.66	244.89	167.89	0.49
Reach-1	111011	25_year_Existing	3700.00	6678.00	6684.68		6685.31	0.004238	7.82	803.52	197.86	0.57
Reach-1	111011	50_year_Existing	5300.00	6678.00	6685.78		6686.58	0.004320	8.85	1024.82	203.74	0.59
Reach-1	111011	100_year_Existin	7400.00	6678.00	6687.01		6688.15	0.005128	10.75	1336.83	292.74	0.66
Reach-1	111011	500_year_Existin	13000.00	6678.00	6689.65		6690.85	0.004263	11.81	2160.69	320.04	0.63
Reach-1	110523	2_year_Existing	79.00	6676.00	6676.97		6677.10	0.008683	2.87	27.52	36.05	0.58
Reach-1	110523	5_year_Existing	300.00	6676.00	6678.01		6678.28	0.007792	4.15	72.54	70.73	0.61
Reach-1	110523	10_year_Existing	780.00	6676.00	6679.12		6679.56	0.006554	5.56	186.70	135.16	0.61
Reach-1	110523	25_year_Existing	3700.00	6676.00	6682.02		6682.85	0.005999	8.82	718.09	204.92	0.67
Reach-1	110523	50_year_Existing	5300.00	6676.00	6683.03		6684.05	0.006113	9.98	934.41	220.86	0.69
Reach-1	110523	100_year_Existin	7400.00	6676.00	6684.11		6685.35	0.006382	11.29	1180.95	237.73	0.72
Reach-1	110523	500_year_Existin	13000.00	6676.00	6686.19		6688.08	0.007471	14.37	1710.65	276.42	0.82
Reach-1	110156	2_year_Existing	79.00	6674.00	6674.98	6674.54	6675.04	0.003844	2.03	38.98	47.10	0.39
Reach-1	110156	5_year_Existing	300.00	6674.00	6675.97	6675.25	6676.14	0.004379	3.24	92.67	81.05	0.48
Reach-1	110156	10_year_Existing	780.00	6674.00	6677.13		6677.45	0.004934	4.55	173.24	77.78	0.53
Reach-1	110156	25_year_Existing	3700.00	6674.00	6680.27		6680.98	0.004235	7.43	757.06	245.42	0.56
Reach-1	110156	50_year_Existing	5300.00	6674.00	6681.06		6682.03	0.004881	8.75	972.15	274.41	0.62
Reach-1	110156	100_year_Existin	7400.00	6674.00	6682.06		6683.21	0.005216	9.97	1251.96	306.18	0.65
Reach-1	110156	500_year_Existin	13000.00	6674.00	6684.22		6685.69	0.005185	11.84	1975.69	353.51	0.68
Reach-1	109697	2_year_Existing	79.00	6672.00	6672.83	6672.41	6672.71	0.007005	2.16	36.63	63.22	0.50
Reach-1	109697	5_year_Existing	300.00	6672.00	6673.33		6673.53	0.007821	3.62	82.85	69.83	0.59
Reach-1	109697	10_year_Existing	780.00	6672.00	6674.22		6674.63	0.007819	5.19	165.37	131.47	0.65
Reach-1	109697	25_year_Existing	3700.00	6672.00	6678.27	6675.93	6677.77	0.012711	10.59	509.46	232.62	0.93
Reach-1	109697	50_year_Existing	5300.00	6672.00	6677.22	6677.22	6678.78	0.010746	11.21	742.43	256.71	0.88
Reach-1	109697	100_year_Existin	7400.00	6672.00	6678.13	6678.13	6679.89	0.010298	12.27	987.63	275.75	0.89
Reach-1	109697	500_year_Existin	13000.00	6672.00	6679.78	6679.78	6682.21	0.011225	15.09	1452.28	289.81	0.97
Reach-1	109122	2_year_Existing	79.00	6667.68	6668.45		6668.52	0.007523	2.03	38.93	77.81	0.51
Reach-1	109122	5_year_Existing	300.00	6667.68	6669.10		6669.27	0.007168	3.28	91.58	85.93	0.56
Reach-1	109122	10_year_Existing	780.00	6667.68	6669.99		6670.29	0.007183	4.46	189.26	211.04	0.60
Reach-1	109122	25_year_Existing	3700.00	6667.68	6672.44		6673.03	0.005216	6.85	798.61	272.50	0.60
Reach-1	109122	50_year_Existing	5300.00	6667.68	6673.43	6672.15	6674.13	0.004727	7.54	1080.07	292.90	0.59
Reach-1	109122	100_year_Existin	7400.00	6667.68	6674.60	6672.92	6675.37	0.004179	8.13	1435.36	316.74	0.57
Reach-1	109122	500_year_Existin	13000.00	6667.68	6677.11	6674.69	6678.05	0.003501	9.32	2288.08	357.82	0.55
Reach-1	108606	2_year_Existing	79.00	6664.00	6664.70	6664.45	6664.77	0.007002	2.17	36.39	82.24	0.50
Reach-1	108606	5_year_Existing	300.00	6664.00	6665.45	6665.03	6665.62	0.007002	3.28	91.53	84.31	0.55
Reach-1	108606	10_year_Existing	780.00	6664.00	6666.30	6665.76	6666.53	0.007006	4.64	173.38	109.14	0.60
Reach-1	108606	25_year_Existing	3700.00	6664.00	6668.90	6668.17	6669.89	0.007008	8.30	543.25	160.72	0.70
Reach-1	108606	50_year_Existing	5300.00	6664.00	6669.87	6669.03	6671.13	0.007001	9.46	701.16	165.94	0.72
Reach-1	108606	100_year_Existin	7400.00	6664.00	6670.96	6670.00	6672.54	0.007002	10.72	897.31	198.74	0.74
Reach-1	108606	500_year_Existin	13000.00	6664.00	6673.21	6672.34	6675.44	0.007007	13.10	1412.23	250.94	0.78

HEC-RAS Plan: UMC Existing River: Monument Creek Reach: Reach-1 (Continued)

Reach	River Sta	Profile	Q Total	Min Ch El	W.S. Elev	Crit W.S.	E.G. Elev	E.G. Slope	Vel Chnl	Flow Area	Top Width	Froude # Chl
			(cfs)	(ft)	(ft)	(ft)	(ft)	(ft/ft)	(ft/s)	(sq ft)	(ft)	
Reach-1	120517	2_year_Existing	66.00	6752.99	6755.40	6754.42	6755.43	0.001547	1.38	47.89	36.39	0.21
Reach-1	120517	5_year_Existing	210.00	6752.99	6756.48	6755.08	6756.57	0.002019	2.34	95.20	52.84	0.27
Reach-1	120517	10_year_Existing	510.00	6752.99	6757.71	6755.96	6757.88	0.002558	3.48	169.75	65.16	0.32
Reach-1	120517	25_year_Existing	2500.00	6752.99	6761.34	6758.99	6762.01	0.004368	7.24	438.45	81.63	0.47
Reach-1	120517	50_year_Existing	3900.00	6752.99	6762.90	6760.37	6763.88	0.005065	8.88	569.46	88.71	0.53
Reach-1	120517	100_year_Existin	5400.00	6752.99	6764.28	6761.63	6765.57	0.005627	10.32	696.57	96.80	0.57
Reach-1	120517	500_year_Existin	9300.00	6752.99	6767.37	6764.04	6769.25	0.006081	12.80	1036.96	123.49	0.62
Reach-1	120436		Bridge									
Reach-1	120361	2_year_Existing	66.00	6751.98	6754.05	6753.41	6754.10	0.002961	1.84	35.88	34.09	0.32
Reach-1	120361	5_year_Existing	210.00	6751.98	6755.05	6754.06	6755.18	0.003271	2.90	74.25	45.16	0.37
Reach-1	120361	10_year_Existing	510.00	6751.98	6756.12	6754.93	6756.40	0.004044	4.32	133.13	62.56	0.44
Reach-1	120361	25_year_Existing	2500.00	6751.98	6759.08	6757.97	6760.23	0.007533	9.31	337.98	75.96	0.67
Reach-1	120361	50_year_Existing	3900.00	6751.98	6760.20	6759.42	6762.00	0.009625	11.80	426.10	81.05	0.78
Reach-1	120361	100_year_Existin	5400.00	6751.98	6761.11	6760.67	6763.64	0.011759	14.13	501.46	85.16	0.88
Reach-1	120361	500_year_Existin	9300.00	6751.98	6763.31	6763.20	6767.35	0.014102	18.20	700.38	97.14	1.00
Reach-1	120168	2_year_Existing	66.00	6752.00	6753.42		6753.49	0.003411	2.10	31.42	32.73	0.38
Reach-1	120168	5_year_Existing	210.00	6752.00	6754.34		6754.50	0.003669	3.16	66.82	54.32	0.43
Reach-1	120168	10_year_Existing	510.00	6752.00	6755.33		6755.62	0.003963	4.48	143.42	96.04	0.48
Reach-1	120168	25_year_Existing	2500.00	6752.00	6758.29		6758.92	0.004112	7.50	520.41	139.98	0.56
Reach-1	120168	50_year_Existing	3900.00	6752.00	6759.41		6760.27	0.004717	9.06	679.53	145.16	0.61
Reach-1	120168	100_year_Existin	5400.00	6752.00	6760.33		6761.47	0.005368	10.52	815.49	149.33	0.67
Reach-1	120168	500_year_Existin	9300.00	6752.00	6762.29		6764.44	0.007698	14.67	1130.06	208.31	0.83
Reach-1	119853	2_year_Existing	66.00	6750.00	6750.78	6750.78	6751.10	0.027749	4.54	14.53	22.92	1.01
Reach-1	119853	5_year_Existing	210.00	6750.00	6751.54	6751.53	6752.10	0.022856	5.97	35.16	31.70	1.00
Reach-1	119853	10_year_Existing	510.00	6750.00	6752.53	6752.45	6753.31	0.017087	7.09	72.90	45.95	0.94
Reach-1	119853	25_year_Existing	2500.00	6750.00	6755.71		6757.01	0.008883	10.11	397.86	161.83	0.60
Reach-1	119853	50_year_Existing	3900.00	6750.00	6757.03		6758.37	0.007536	10.90	630.89	186.32	0.77
Reach-1	119853	100_year_Existin	5400.00	6750.00	6758.23		6759.58	0.006539	11.41	880.84	195.83	0.74
Reach-1	119853	500_year_Existin	9300.00	6750.00	6760.65		6762.19	0.005670	12.81	1354.08	211.08	0.72
Reach-1	119643	2_year_Existing	66.00	6748.05	6749.43	6748.82	6749.49	0.002941	1.95	33.83	35.25	0.35
Reach-1	119643	5_year_Existing	210.00	6748.05	6750.27	6749.51	6750.43	0.003600	3.15	68.38	45.63	0.43
Reach-1	119643	10_year_Existing	510.00	6748.05	6751.34		6751.66	0.003942	4.57	123.07	56.87	0.48
Reach-1	119643	25_year_Existing	2500.00	6748.05	6754.70		6755.59	0.004578	8.37	483.34	156.65	0.60
Reach-1	119643	50_year_Existing	3900.00	6748.05	6755.82		6757.01	0.005291	10.07	670.95	176.88	0.66
Reach-1	119643	100_year_Existin	5400.00	6748.05	6756.84		6758.21	0.006355	11.85	824.63	195.86	0.74
Reach-1	119643	500_year_Existin	9300.00	6748.05	6758.61		6760.78	0.007249	14.64	1243.12	240.60	0.81
Reach-1	119152	2_year_Existing	66.00	6746.00	6746.71	6746.56	6746.85	0.012618	2.99	22.07	36.28	0.68
Reach-1	119152	5_year_Existing	210.00	6746.00	6747.46	6747.13	6747.70	0.009514	3.96	53.05	46.23	0.65
Reach-1	119152	10_year_Existing	510.00	6746.00	6748.29	6747.89	6748.73	0.009882	5.32	96.60	60.88	0.71
Reach-1	119152	25_year_Existing	2500.00	6746.00	6750.63	6750.58	6752.12	0.011781	10.20	317.42	140.51	0.89
Reach-1	119152	50_year_Existing	3900.00	6746.00	6751.90	6751.90	6753.53	0.009998	11.10	542.54	214.30	0.85
Reach-1	119152	100_year_Existin	5400.00	6746.00	6752.88	6752.86	6754.55	0.008761	11.80	762.84	231.80	0.83
Reach-1	119152	500_year_Existin	9300.00	6746.00	6754.40	6754.40	6756.67	0.009748	14.39	1125.92	241.52	0.91
Reach-1	118650	2_year_Existing	66.00	6742.00	6742.97	6742.62	6743.03	0.005007	1.97	33.46	51.37	0.43
Reach-1	118650	5_year_Existing	210.00	6742.00	6743.57		6743.71	0.006622	2.99	70.22	71.13	0.53
Reach-1	118650	10_year_Existing	510.00	6742.00	6744.28		6744.51	0.007078	4.05	128.59	98.19	0.59
Reach-1	118650	25_year_Existing	2500.00	6742.00	6746.45		6747.30	0.007412	7.80	377.53	139.87	0.70
Reach-1	118650	50_year_Existing	3900.00	6742.00	6747.81	6746.77	6748.69	0.006767	8.71	546.77	154.96	0.70
Reach-1	118650	100_year_Existin	5400.00	6742.00	6748.69	6747.56	6749.96	0.006187	9.54	726.06	171.55	0.69
Reach-1	118650	500_year_Existin	9300.00	6742.00	6751.21	6749.56	6752.72	0.004678	10.73	1185.74	191.03	0.65
Reach-1	118363	2_year_Existing	66.00	6740.00	6740.46	6740.38	6740.58	0.017589	2.74	24.07	57.79	0.75
Reach-1	118363	5_year_Existing	210.00	6740.00	6740.99	6740.79	6741.20	0.012089	3.69	56.95	66.11	0.70
Reach-1	118363	10_year_Existing	510.00	6740.00	6741.70	6741.37	6742.05	0.010528	4.75	107.46	77.16	0.71
Reach-1	118363	25_year_Existing	2500.00	6740.00	6744.27		6745.20	0.007202	7.80	345.44	106.76	0.69
Reach-1	118363	50_year_Existing	3900.00	6740.00	6745.50		6746.73	0.006799	9.09	484.49	120.43	0.71
Reach-1	118363	100_year_Existin	5400.00	6740.00	6746.61		6748.11	0.006505	10.13	625.85	132.39	0.71
Reach-1	118363	500_year_Existin	9300.00	6740.00	6748.96		6751.08	0.006226	12.26	1053.29	257.83	0.74
Reach-1	118011	2_year_Existing	66.00	6736.00	6736.97		6737.07	0.006421	2.48	26.59	34.79	0.50
Reach-1	118011	5_year_Existing	210.00	6736.00	6737.74		6737.95	0.007293	3.63	57.88	47.06	0.58
Reach-1	118011	10_year_Existing	510.00	6736.00	6738.62		6738.99	0.007226	4.91	106.24	63.13	0.62
Reach-1	118011	25_year_Existing	2500.00	6736.00	6741.38	6740.75	6742.58	0.007674	9.11	345.92	109.28	0.74
Reach-1	118011	50_year_Existing	3900.00	6736.00	6742.68	6742.04	6744.20	0.007452	10.57	498.80	124.89	0.76
Reach-1	118011	100_year_Existin	5400.00	6736.00	6743.82	6743.08	6745.65	0.007387	11.81	650.43	140.39	0.78
Reach-1	118011	500_year_Existin	9300.00	6736.00	6745.89		6748.54	0.008103	14.66	960.94	158.92	0.85
Reach-1	117538	2_year_Existing	66.00	6732.00	6732.85	6732.68	6732.98	0.012301	2.84	23.24	40.30	0.66
Reach-1	117538	5_year_Existing	210.00	6732.00	6733.49	6733.23	6733.73	0.011122	3.93	53.48	52.71	0.69
Reach-1	117538	10_year_Existing	510.00	6732.00	6734.17	6733.92	6734.64	0.012087	5.50	94.85	69.88	0.77
Reach-1	117538	25_year_Existing	2500.00	6732.00	6738.54	6738.37	6738.03	0.012053	10.10	287.83	91.07	0.90
Reach-1	117538	50_year_Existing	3900.00	6732.00	6737.65		6739.70	0.012226	11.99	392.91	99.05	0.94
Reach-1	117538	100_year_Existin	5400.00	6732.00	6738.73	6738.62	6741.23	0.011743	13.38	504.87	107.85	0.95
Reach-1	117538	500_year_Existin	9300.00	6732.00	6741.73	6741.73	6744.61	0.008402	14.74	936.63	191.01	0.86

HEC-RAS Plan: UMC Existing River: Monument Creek Reach: Reach-1 (Continued)

Reach	River Sta	Profile	Q Total	Min Ch El	W.S. Elev	Crit W.S.	E.G. Elev	E.G. Slope	Vel Chnl	Flow Area	Top Width	Froude # Chl
			(cfs)	(ft)	(ft)	(ft)	(ft)	(ft/ft)	(ft/s)	(sq ft)	(ft)	
Reach-1	117036	2_year_Existing	66.00	6728.00	6728.61	6728.37	6728.67	0.006289	2.00	33.05	59.01	0.47
Reach-1	117036	5_year_Existing	210.00	6728.00	6729.15	6728.78	6729.30	0.007069	3.12	67.37	67.17	0.55
Reach-1	117036	10_year_Existing	510.00	6728.00	6729.90		6730.17	0.006683	4.24	120.53	73.84	0.58
Reach-1	117036	25_year_Existing	2500.00	6728.00	6732.52		6733.49	0.006822	7.94	329.04	84.84	0.68
Reach-1	117036	50_year_Existing	3900.00	6728.00	6733.90		6735.21	0.006249	9.29	449.53	90.14	0.69
Reach-1	117036	100_year_Existin	5400.00	6728.00	6735.05		6736.75	0.006382	10.61	555.77	96.73	0.72
Reach-1	117036	500_year_Existin	9300.00	6728.00	6736.96	6736.15	6739.88	0.008015	14.03	763.71	119.57	0.84
Reach-1	116540	2_year_Existing	66.00	6724.00	6724.69	6724.50	6724.79	0.009993	2.53	26.05	45.97	0.59
Reach-1	116540	5_year_Existing	210.00	6724.00	6725.37	6725.01	6725.54	0.008120	3.35	62.64	61.99	0.59
Reach-1	116540	10_year_Existing	510.00	6724.00	6726.06	6725.67	6726.39	0.008740	4.61	110.91	73.40	0.65
Reach-1	116540	25_year_Existing	2500.00	6724.00	6728.42		6729.60	0.009297	8.81	297.56	85.53	0.79
Reach-1	116540	50_year_Existing	3900.00	6724.00	6729.38	6729.02	6731.19	0.010624	10.92	383.36	92.08	0.87
Reach-1	116540	100_year_Existin	5400.00	6724.00	6730.44	6730.09	6732.71	0.010356	12.30	484.56	100.32	0.89
Reach-1	116540	500_year_Existin	9300.00	6724.00	6733.18		6735.89	0.007817	13.77	883.09	184.76	0.82
Reach-1	116040	2_year_Existing	79.00	6720.00	6720.81	6720.52	6720.89	0.006467	2.25	35.06	53.45	0.49
Reach-1	116040	5_year_Existing	300.00	6720.00	6721.62	6721.16	6721.81	0.007020	3.51	85.53	71.34	0.56
Reach-1	116040	10_year_Existing	780.00	6720.00	6722.62		6722.92	0.006042	4.45	189.50	123.88	0.57
Reach-1	116040	25_year_Existing	3700.00	6720.00	6725.61		6726.39	0.004890	7.49	596.04	148.10	0.60
Reach-1	116040	50_year_Existing	5300.00	6720.00	6726.79		6727.77	0.004671	8.45	775.26	156.49	0.60
Reach-1	116040	100_year_Existin	7400.00	6720.00	6728.13		6729.33	0.004479	9.45	992.48	166.58	0.61
Reach-1	116040	500_year_Existin	13000.00	6720.00	6731.14		6732.92	0.004286	11.60	1545.43	221.41	0.63
Reach-1	115647	2_year_Existing	79.00	6716.00	6716.92	6716.79	6717.11	0.015635	3.45	22.91	35.73	0.76
Reach-1	115647	5_year_Existing	300.00	6716.00	6717.83	6717.60	6718.16	0.012728	4.84	64.63	55.41	0.76
Reach-1	115647	10_year_Existing	780.00	6716.00	6718.68	6718.50	6719.40	0.014225	6.83	115.73	68.91	0.87
Reach-1	115647	25_year_Existing	3700.00	6716.00	6721.63	6721.63	6723.47	0.011527	11.44	417.12	126.18	0.91
Reach-1	115647	50_year_Existing	5300.00	6716.00	6722.67	6722.67	6724.92	0.011330	12.90	551.79	132.34	0.93
Reach-1	115647	100_year_Existin	7400.00	6716.00	6723.85	6723.85	6726.55	0.011092	14.41	710.78	138.00	0.95
Reach-1	115647	500_year_Existin	13000.00	6716.00	6726.36	6726.36	6730.16	0.010987	17.54	1072.00	150.47	1.00
Reach-1	115169	2_year_Existing	79.00	6712.00	6713.21		6713.30	0.004759	2.32	34.09	39.49	0.44
Reach-1	115169	5_year_Existing	300.00	6712.00	6714.37		6714.50	0.004974	2.92	102.91	89.69	0.47
Reach-1	115169	10_year_Existing	780.00	6712.00	6715.28		6715.55	0.004883	4.23	193.08	109.54	0.52
Reach-1	115169	25_year_Existing	3700.00	6712.00	6717.99	6716.97	6718.88	0.005848	7.93	576.34	184.48	0.64
Reach-1	115169	50_year_Existing	5300.00	6712.00	6719.47	6717.94	6720.34	0.004147	8.12	865.52	205.15	0.57
Reach-1	115169	100_year_Existin	7400.00	6712.00	6720.94	6719.00	6721.93	0.003646	8.77	1190.44	242.96	0.55
Reach-1	115169	500_year_Existin	13000.00	6712.00	6723.29	6721.01	6724.88	0.003894	10.81	1836.37	294.38	0.60
Reach-1	114685	2_year_Existing	79.00	6708.00	6708.94	6708.85	6709.22	0.018642	4.26	18.54	23.63	0.85
Reach-1	114685	5_year_Existing	300.00	6708.00	6710.08	6709.89	6710.57	0.015220	5.64	56.12	79.40	0.84
Reach-1	114685	10_year_Existing	780.00	6708.00	6711.05	6710.99	6711.83	0.013436	7.54	141.13	95.32	0.88
Reach-1	114685	25_year_Existing	3700.00	6708.00	6715.18		6718.15	0.005610	9.55	641.81	143.40	0.66
Reach-1	114685	50_year_Existing	5300.00	6708.00	6716.67		6717.95	0.005778	11.12	887.46	215.82	0.69
Reach-1	114685	100_year_Existin	7400.00	6708.00	6717.69		6719.46	0.007052	13.31	1155.39	306.78	0.78
Reach-1	114685	500_year_Existin	13000.00	6708.00	6719.21		6721.76	0.009436	17.09	1711.02	419.16	0.93
Reach-1	114251	2_year_Existing	79.00	6704.00	6705.37	6704.88	6705.49	0.004841	2.67	29.57	27.84	0.46
Reach-1	114251	5_year_Existing	300.00	6704.00	6706.86	6705.88	6706.89	0.005210	3.83	78.99	48.21	0.51
Reach-1	114251	10_year_Existing	780.00	6704.00	6708.05		6708.50	0.004711	5.40	152.74	57.56	0.54
Reach-1	114251	25_year_Existing	3700.00	6704.00	6712.06		6713.81	0.005831	10.43	454.46	114.67	0.69
Reach-1	114251	50_year_Existing	5300.00	6704.00	6712.99	6711.81	6715.09	0.007113	12.50	675.06	292.61	0.78
Reach-1	114251	100_year_Existin	7400.00	6704.00	6713.99		6716.28	0.007383	13.77	973.03	306.20	0.81
Reach-1	114251	500_year_Existin	13000.00	6704.00	6716.47	6716.47	6718.42	0.005811	14.35	2038.79	551.34	0.74
Reach-1	114014	2_year_Existing	79.00	6702.00	6702.84	6702.84	6703.21	0.026318	4.85	16.28	22.27	1.00
Reach-1	114014	5_year_Existing	300.00	6702.00	6703.88	6703.88	6704.63	0.021128	6.95	43.23	29.62	1.00
Reach-1	114014	10_year_Existing	780.00	6702.00	6705.25	6705.25	6706.54	0.015821	9.22	90.13	39.26	0.97
Reach-1	114014	25_year_Existing	3700.00	6702.00	6710.65	6710.65	6712.21	0.005930	11.50	659.30	260.40	0.71
Reach-1	114014	50_year_Existing	5300.00	6702.00	6711.54	6711.54	6713.36	0.006748	13.14	908.59	298.23	0.77
Reach-1	114014	100_year_Existin	7400.00	6702.00	6712.93	6712.93	6714.53	0.005748	13.33	1422.04	468.71	0.72
Reach-1	114014	500_year_Existin	13000.00	6702.00	6713.87	6714.71	6716.58	0.009862	16.49	1930.24	610.22	0.96
Reach-1	113572	2_year_Existing	79.00	6698.00	6699.62	6698.86	6699.69	0.002678	2.13	37.05	31.38	0.35
Reach-1	113572	5_year_Existing	300.00	6698.00	6700.83	6699.93	6700.98	0.003868	3.14	101.77	83.32	0.44
Reach-1	113572	10_year_Existing	780.00	6698.00	6701.86	6701.05	6702.14	0.004748	4.42	216.13	137.39	0.52
Reach-1	113572	25_year_Existing	3700.00	6698.00	6702.36	6703.51	6706.16	0.050991	16.52	291.83	158.09	1.75
Reach-1	113572	50_year_Existing	5300.00	6698.00	6703.12	6704.34	6707.12	0.040849	17.39	416.66	167.38	1.63
Reach-1	113572	100_year_Existin	7400.00	6698.00	6703.76	6705.25	6708.75	0.042475	19.78	524.83	174.44	1.71
Reach-1	113572	500_year_Existin	13000.00	6698.00	6706.58	6707.42	6710.60	0.018716	18.53	1059.21	208.01	1.23
Reach-1	113077	2_year_Existing	79.00	6696.00	6696.25	6696.25	6696.37	0.037663	2.82	27.98	114.09	1.00
Reach-1	113077	5_year_Existing	300.00	6696.00	6696.60	6696.60	6696.90	0.028120	4.34	69.19	119.05	1.00
Reach-1	113077	10_year_Existing	780.00	6696.00	6697.12	6697.12	6697.66	0.023284	5.86	133.06	126.38	1.01
Reach-1	113077	25_year_Existing	3700.00	6696.00	6699.48	6699.06	6700.47	0.009508	8.15	518.52	219.54	0.78
Reach-1	113077	50_year_Existing	5300.00	6696.00	6700.30	6699.92	6701.49	0.008753	9.04	713.14	247.88	0.78
Reach-1	113077	100_year_Existin	7400.00	6696.00	6701.24	6700.77	6702.64	0.008170	9.99	952.26	324.97	0.78
Reach-1	113077	500_year_Existin	13000.00	6696.00	6703.44	6702.66	6704.84	0.005739	10.82	1876.33	428.38	0.69

HEC-RAS Plan: UMC Existing River: Monument Creek Reach: Reach-1 (Continued)

Reach	River Sta	Profile	Q Total	Min Ch El	W.S. Elev	Crit W.S.	E.G. Elev	E.G. Slope	Vel Chnl	Flow Area	Top Width	Froude # Chl
			(cfs)	(ft)	(ft)	(ft)	(ft)	(ft/ft)	(ft/s)	(sq ft)	(ft)	
Reach-1	127371	2_year_Existing	80.00	6810.00	6810.39	6810.39	6810.56	0.033774	3.35	17.91	52.08	1.01
Reach-1	127371	5_year_Existing	180.00	6810.00	6810.76	6810.76	6811.08	0.027136	4.56	39.47	61.27	1.00
Reach-1	127371	10_year_Existing	470.00	6810.00	6811.35	6811.35	6811.93	0.022318	6.15	76.36	65.06	1.00
Reach-1	127371	25_year_Existing	2400.00	6810.00	6814.76		6815.81	0.005597	7.43	342.57	96.38	0.62
Reach-1	127371	50_year_Existing	3700.00	6810.00	6815.73	6814.73	6817.02	0.006681	9.26	449.89	128.86	0.70
Reach-1	127371	100_year_Existin	5100.00	6810.00	6816.37	6815.81	6818.22	0.006342	11.16	596.98	301.89	0.80
Reach-1	127371	500_year_Existin	8700.00	6810.00	6818.19		6820.08	0.007057	12.25	1198.46	358.91	0.77
Reach-1	127096	2_year_Existing	80.00	6806.00	6807.32	6806.62	6807.36	0.001689	1.57	38.19	36.34	0.27
Reach-1	127096	5_year_Existing	180.00	6806.00	6808.04	6807.17	6808.15	0.002872	2.73	65.93	41.12	0.38
Reach-1	127096	10_year_Existing	470.00	6806.00	6808.88	6808.02	6809.22	0.004828	4.66	103.04	46.74	0.52
Reach-1	127096	25_year_Existing	2400.00	6806.00	6811.19	6811.19	6813.28	0.012725	11.78	234.40	68.97	0.95
Reach-1	127096	50_year_Existing	3700.00	6806.00	6813.31	6813.31	6815.06	0.007265	11.37	531.13	220.07	0.76
Reach-1	127096	100_year_Existin	5100.00	6806.00	6814.48	6814.48	6816.17	0.006398	11.85	824.83	280.40	0.74
Reach-1	127096	500_year_Existin	8700.00	6806.00	6816.04	6816.04	6818.10	0.007187	14.14	1286.08	306.01	0.80
Reach-1	126624	2_year_Existing	80.00	6805.45	6806.01	6805.81	6806.04	0.005358	1.37	43.85	123.00	0.40
Reach-1	126624	5_year_Existing	180.00	6805.45	6806.38	6806.06	6806.44	0.004576	2.00	90.04	126.77	0.42
Reach-1	126624	10_year_Existing	470.00	6805.45	6807.00	6806.42	6807.12	0.003905	2.78	169.77	133.03	0.43
Reach-1	126624	25_year_Existing	2400.00	6805.45	6810.17	6807.89	6810.42	0.001602	4.05	639.13	162.65	0.34
Reach-1	126624	50_year_Existing	3700.00	6805.45	6810.84	6808.62	6811.28	0.002395	5.42	754.68	189.51	0.42
Reach-1	126624	100_year_Existin	5100.00	6805.45	6811.61	6809.32	6812.23	0.002794	6.43	931.47	267.17	0.47
Reach-1	126624	500_year_Existin	8700.00	6805.45	6813.14	6810.80	6814.10	0.003380	8.24	1461.25	413.92	0.53
Reach-1	126153	2_year_Existing	80.00	6800.00	6800.76	6800.76	6801.13	0.028007	4.84	12.40	17.48	1.01
Reach-1	126153	5_year_Existing	180.00	6800.00	6801.54	6801.54	6802.23	0.023395	6.67	26.98	20.01	1.01
Reach-1	126153	10_year_Existing	470.00	6800.00	6803.07	6802.84	6803.94	0.013326	7.56	68.88	35.13	0.84
Reach-1	126153	25_year_Existing	2400.00	6800.00	6806.40	6805.99	6808.56	0.013479	13.08	322.60	151.42	0.97
Reach-1	126153	50_year_Existing	3700.00	6800.00	6808.38		6809.48	0.006348	10.94	859.47	363.20	0.70
Reach-1	126153	100_year_Existin	5100.00	6800.00	6808.96	6808.96	6810.18	0.007049	12.12	1079.69	367.80	0.75
Reach-1	126153	500_year_Existin	8700.00	6800.00	6810.09	6810.09	6811.83	0.008741	14.71	1500.17	375.25	0.85
Reach-1	125682	2_year_Existing	80.00	6794.00	6795.33	6794.86	6795.44	0.005306	2.67	22.45	22.57	0.47
Reach-1	125682	5_year_Existing	180.00	6794.00	6796.16	6795.60	6796.42	0.006798	4.12	43.76	28.70	0.58
Reach-1	125682	10_year_Existing	470.00	6794.00	6798.88	6796.66	6797.71	0.013106	7.35	66.40	34.03	0.85
Reach-1	125682	25_year_Existing	2400.00	6794.00	6800.83	6800.63	6802.87	0.010868	12.73	253.76	67.21	0.91
Reach-1	125682	50_year_Existing	3700.00	6794.00	6801.79	6801.79	6805.09	0.013178	15.76	339.09	80.06	1.03
Reach-1	125682	100_year_Existin	5100.00	6794.00	6804.11	6804.96	6806.59	0.007717	14.52	514.27	428.59	0.83
Reach-1	125682	500_year_Existin	8700.00	6794.00	6805.70	6806.20	6807.84	0.007226	15.56	1542.84	488.90	0.82
Reach-1	125182	2_year_Existing	80.00	6792.00	6792.46	6792.27	6792.51	0.006431	1.72	34.84	79.19	0.46
Reach-1	125182	5_year_Existing	180.00	6792.00	6792.87	6792.56	6792.97	0.006800	2.64	68.25	85.28	0.52
Reach-1	125182	10_year_Existing	470.00	6792.00	6793.66	6793.04	6793.84	0.004697	3.42	138.13	91.37	0.48
Reach-1	125182	25_year_Existing	2400.00	6792.00	6796.83	6794.96	6797.26	0.002693	5.42	544.53	201.86	0.44
Reach-1	125182	50_year_Existing	3700.00	6792.00	6798.16	6795.97	6798.66	0.002402	6.04	862.11	263.71	0.43
Reach-1	125182	100_year_Existin	5100.00	6792.00	6799.41	6796.95	6799.94	0.002127	6.44	1215.66	308.79	0.42
Reach-1	125182	500_year_Existin	8700.00	6792.00	6801.79	6798.62	6802.41	0.001885	7.32	2058.47	395.71	0.41
Reach-1	124681	2_year_Existing	80.00	6788.00	6788.77	6788.52	6788.88	0.008187	2.69	22.34	30.98	0.56
Reach-1	124681	5_year_Existing	180.00	6788.00	6789.83		6789.82	0.005793	3.55	50.68	35.40	0.52
Reach-1	124681	10_year_Existing	470.00	6788.00	6790.79		6791.18	0.006004	4.93	95.25	41.40	0.57
Reach-1	124681	25_year_Existing	2400.00	6788.00	6793.78	6793.37	6795.02	0.007931	9.34	331.32	113.07	0.74
Reach-1	124681	50_year_Existing	3700.00	6788.00	6794.94		6796.53	0.008102	10.88	466.96	120.07	0.78
Reach-1	124681	100_year_Existin	5100.00	6788.00	6795.87		6797.88	0.008797	12.46	580.33	125.63	0.83
Reach-1	124681	500_year_Existin	8700.00	6788.00	6798.05		6800.49	0.008285	14.50	1172.47	346.50	0.84
Reach-1	124238	2_year_Existing	80.00	6784.00	6784.99		6785.12	0.008770	2.87	20.91	27.46	0.58
Reach-1	124238	5_year_Existing	180.00	6784.00	6785.54	6785.36	6785.89	0.015100	4.78	37.86	34.46	0.81
Reach-1	124238	10_year_Existing	470.00	6784.00	6786.34	6786.30	6787.05	0.015889	6.87	75.87	60.80	0.90
Reach-1	124238	25_year_Existing	2400.00	6784.00	6789.34		6790.88	0.011034	10.96	314.79	97.53	0.88
Reach-1	124238	50_year_Existing	3700.00	6784.00	6790.92		6792.70	0.009192	12.06	489.49	132.22	0.84
Reach-1	124238	100_year_Existin	5100.00	6784.00	6792.49		6794.26	0.007306	12.47	739.68	187.30	0.78
Reach-1	124238	500_year_Existin	8700.00	6784.00	6794.32	6794.32	6796.77	0.008499	15.44	1144.56	253.12	0.87
Reach-1	123761	2_year_Existing	80.00	6780.00	6781.01		6781.11	0.008027	2.62	22.86	32.48	0.55
Reach-1	123761	5_year_Existing	180.00	6780.00	6781.92		6782.06	0.004839	2.97	60.71	49.51	0.47
Reach-1	123761	10_year_Existing	470.00	6780.00	6782.91		6783.19	0.004664	4.30	111.44	53.88	0.51
Reach-1	123761	25_year_Existing	2400.00	6780.00	6788.41		6787.40	0.004750	8.16	349.56	119.17	0.60
Reach-1	123761	50_year_Existing	3700.00	6780.00	6787.12		6788.81	0.007173	10.84	436.79	129.60	0.75
Reach-1	123761	100_year_Existin	5100.00	6780.00	6787.66	6787.66	6790.17	0.009829	13.39	509.20	139.08	0.89
Reach-1	123761	500_year_Existin	8700.00	6780.00	6789.79	6790.78	6792.61	0.008802	15.14	1018.47	361.70	0.88
Reach-1	123471	2_year_Existing	80.00	6778.00	6779.03		6779.13	0.005888	2.54	23.66	27.85	0.48
Reach-1	123471	5_year_Existing	180.00	6778.00	6779.52		6779.86	0.013138	4.70	38.29	32.52	0.76
Reach-1	123471	10_year_Existing	470.00	6778.00	6780.59		6781.14	0.011580	5.99	78.62	43.99	0.77
Reach-1	123471	25_year_Existing	2400.00	6778.00	6786.61		6786.73	0.000664	3.75	1314.15	358.03	0.24
Reach-1	123471	50_year_Existing	3700.00	6778.00	6787.67		6787.83	0.000792	4.45	1700.19	368.30	0.26
Reach-1	123471	100_year_Existin	5100.00	6778.00	6788.81	6785.47	6788.81	0.000896	5.06	2049.54	377.35	0.28
Reach-1	123471	500_year_Existin	8700.00	6778.00	6790.15	6786.64	6790.48	0.001329	6.79	2849.55	413.33	0.35
Reach-1	123186	2_year_Existing	60.00	6777.11	6778.19		6778.21	0.001998	1.24	48.48	75.32	0.27

HEC-RAS Plan: UMC Existing River: Monument Creek Reach: Reach-1 (Continued)

Reach	River Sta	Profile	Q Total	Min Ch El	W.S. Elev	Crit W.S.	E.G. Elev	E.G. Slope	Vel Chnl	Flow Area	Top Width	Froude # Chl
			(cfs)	(ft)	(ft)	(ft)	(ft)	(ft/ft)	(ft/s)	(sq ft)	(ft)	
Reach-1	123186	5_year_Existing	180.00	6777.11	6779.12		6779.15	0.000857	1.40	130.07	93.55	0.20
Reach-1	123186	10_year_Existing	470.00	6777.11	6780.45		6780.50	0.000658	1.89	262.68	107.81	0.20
Reach-1	123186	25_year_Existing	2400.00	6777.11	6786.56		6786.62	0.000197	2.24	1632.50	289.63	0.13
Reach-1	123186	50_year_Existing	3700.00	6777.11	6787.59		6787.69	0.000297	2.96	1933.87	299.02	0.17
Reach-1	123186	100_year_Existin	5100.00	6777.11	6788.48		6788.63	0.000398	3.63	2206.53	311.02	0.19
Reach-1	123186	500_year_Existin	8700.00	6777.11	6789.90		6790.20	0.000708	5.26	2665.29	335.16	0.26
Reach-1	123075	2_year_Existing	60.00	6774.99	6777.76	6776.60	6777.77	0.010887	1.00	60.67	45.45	0.15
Reach-1	123075	5_year_Existing	180.00	6774.99	6778.86	6777.19	6778.90	0.013249	1.81	113.88	50.70	0.18
Reach-1	123075	10_year_Existing	470.00	6774.99	6780.15	6777.92	6780.27	0.020604	2.65	183.08	58.85	0.24
Reach-1	123075	25_year_Existing	2400.00	6774.99	6786.51	6780.93	6786.57	0.001746	1.49	1560.54	334.42	0.08
Reach-1	123075	50_year_Existing	3700.00	6774.99	6787.52	6782.06	6787.62	0.002143	1.76	1902.96	347.42	0.09
Reach-1	123075	100_year_Existin	5100.00	6774.99	6788.40	6783.52	6788.53	0.002607	2.04	2215.73	371.39	0.10
Reach-1	123075	500_year_Existin	8700.00	6774.99	6789.76	6785.63	6790.02	0.004301	2.81	2767.24	433.94	0.14
Reach-1	123037		Bridge									
Reach-1	123016	2_year_Existing	60.00	6775.44	6777.11	6777.09	6777.34	0.025791	3.87	15.52	29.37	0.94
Reach-1	123016	5_year_Existing	180.00	6775.44	6778.37	6777.63	6778.48	0.067648	2.87	68.07	46.22	0.38
Reach-1	123016	10_year_Existing	470.00	6775.44	6778.87	6778.38	6779.30	0.177340	5.20	91.82	48.81	0.64
Reach-1	123016	25_year_Existing	2400.00	6775.44	6781.40	6781.40	6783.50	0.267270	10.85	234.50	76.42	0.89
Reach-1	123016	50_year_Existing	3700.00	6775.44	6783.55	6783.55	6784.70	0.110649	9.02	540.34	222.72	0.61
Reach-1	123016	100_year_Existin	5100.00	6775.44	6784.15	6784.15	6785.49	0.107803	9.42	681.02	246.63	0.61
Reach-1	123016	500_year_Existin	8700.00	6775.44	6785.29	6785.29	6787.30	0.097649	9.87	970.91	261.68	0.60
Reach-1	122784	2_year_Existing	60.00	6770.00	6770.58	6770.58	6770.84	0.030434	4.06	14.76	29.60	1.01
Reach-1	122784	5_year_Existing	180.00	6770.00	6771.25	6771.13	6771.61	0.016270	4.86	37.21	36.78	0.84
Reach-1	122784	10_year_Existing	470.00	6770.00	6772.25	6771.95	6772.82	0.010775	6.16	88.16	72.77	0.76
Reach-1	122784	25_year_Existing	2400.00	6770.00	6775.55	6774.69	6776.61	0.006817	9.31	360.16	91.70	0.71
Reach-1	122784	50_year_Existing	3700.00	6770.00	6777.01	6775.87	6778.35	0.006504	10.69	500.96	101.60	0.72
Reach-1	122784	100_year_Existin	5100.00	6770.00	6778.31	6777.00	6780.17	0.007176	12.62	652.59	155.27	0.78
Reach-1	122784	500_year_Existin	8700.00	6770.00	6781.58	6777.89	6782.88	0.004129	11.98	1672.37	440.81	0.63
Reach-1	122284	2_year_Existing	60.00	6766.00	6767.70	6766.83	6767.75	0.002010	1.88	35.18	28.92	0.30
Reach-1	122284	5_year_Existing	210.00	6766.00	6768.66		6768.79	0.002984	2.90	75.81	52.76	0.39
Reach-1	122284	10_year_Existing	510.00	6766.00	6769.87		6769.95	0.003508	4.28	137.38	68.27	0.45
Reach-1	122284	25_year_Existing	2500.00	6766.00	6772.98		6773.84	0.004442	8.15	444.23	114.64	0.58
Reach-1	122284	50_year_Existing	3900.00	6766.00	6774.51		6775.61	0.004468	9.51	631.94	132.75	0.61
Reach-1	122284	100_year_Existin	5400.00	6766.00	6775.34		6776.91	0.005700	11.49	747.23	144.20	0.70
Reach-1	122284	500_year_Existin	9300.00	6766.00	6776.68		6779.69	0.009340	16.24	953.25	162.66	0.92
Reach-1	121948	2_year_Existing	60.00	6766.00	6766.73	6766.41	6766.79	0.004502	1.92	34.36	50.66	0.41
Reach-1	121948	5_year_Existing	210.00	6766.00	6767.42		6767.56	0.004631	2.93	71.59	56.98	0.46
Reach-1	121948	10_year_Existing	510.00	6766.00	6768.31		6768.57	0.004810	4.06	125.71	64.14	0.51
Reach-1	121948	25_year_Existing	2500.00	6766.00	6770.84		6771.95	0.007176	8.56	332.71	131.97	0.71
Reach-1	121948	50_year_Existing	3900.00	6766.00	6771.56	6771.53	6773.38	0.009957	11.13	445.77	179.45	0.86
Reach-1	121948	100_year_Existin	5400.00	6766.00	6772.70	6772.70	6774.58	0.008498	11.71	682.69	228.86	0.82
Reach-1	121948	500_year_Existin	9300.00	6766.00	6775.23		6776.86	0.005658	11.94	1332.49	269.95	0.71
Reach-1	121609	2_year_Existing	60.00	6764.00	6764.88	6764.57	6764.98	0.006385	2.44	27.02	35.94	0.50
Reach-1	121609	5_year_Existing	210.00	6764.00	6765.85		6766.00	0.004480	3.11	67.45	47.81	0.46
Reach-1	121609	10_year_Existing	510.00	6764.00	6766.83		6767.06	0.004091	4.05	161.80	129.41	0.46
Reach-1	121609	25_year_Existing	2500.00	6764.00	6770.15		6770.45	0.002250	5.38	960.85	404.06	0.41
Reach-1	121609	50_year_Existing	3900.00	6764.00	6771.52		6771.77	0.001669	5.37	1521.13	414.96	0.36
Reach-1	121609	100_year_Existin	5400.00	6764.00	6772.78	6770.35	6773.02	0.001383	5.48	2051.32	424.53	0.34
Reach-1	121609	500_year_Existin	9300.00	6764.00	6775.49		6775.74	0.001090	5.90	3229.54	446.37	0.32
Reach-1	121179	2_year_Existing	60.00	6760.00	6761.02	6760.81	6761.22	0.012571	3.62	18.23	21.94	0.70
Reach-1	121179	5_year_Existing	210.00	6760.00	6761.63	6761.63	6762.26	0.022786	6.38	32.92	26.26	1.00
Reach-1	121179	10_year_Existing	510.00	6760.00	6762.68	6762.68	6763.66	0.019854	7.95	64.14	33.03	1.00
Reach-1	121179	25_year_Existing	2500.00	6760.00	6766.92	6766.92	6768.64	0.008282	10.92	316.53	132.97	0.78
Reach-1	121179	50_year_Existing	3900.00	6760.00	6768.27	6768.27	6770.24	0.008062	12.35	504.96	143.65	0.80
Reach-1	121179	100_year_Existin	5400.00	6760.00	6769.34	6769.34	6771.62	0.008379	13.77	661.39	150.53	0.83
Reach-1	121179	500_year_Existin	9300.00	6760.00	6771.38	6771.38	6774.42	0.009325	16.77	975.51	157.00	0.91
Reach-1	120794	2_year_Existing	60.00	6756.00	6756.74	6756.56	6756.85	0.010194	2.65	24.92	41.93	0.61
Reach-1	120794	5_year_Existing	210.00	6756.00	6757.74	6757.08	6757.86	0.004120	2.78	75.41	59.54	0.44
Reach-1	120794	10_year_Existing	510.00	6756.00	6759.00	6757.79	6759.16	0.002371	3.25	164.09	84.17	0.37
Reach-1	120794	25_year_Existing	2500.00	6756.00	6763.49	6760.23	6763.69	0.001273	4.75	733.35	163.03	0.32
Reach-1	120794	50_year_Existing	3900.00	6756.00	6765.51	6761.39	6765.83	0.001032	5.12	1223.55	269.23	0.30
Reach-1	120794	100_year_Existin	5400.00	6756.00	6767.39	6762.38	6767.69	0.000844	5.26	1751.59	294.31	0.28
Reach-1	120794	500_year_Existin	9300.00	6756.00	6769.92	6764.88	6770.37	0.001025	6.67	2810.38	402.14	0.32
Reach-1	120591	2_year_Existing	60.00	6754.00	6755.53		6755.64	0.003949	2.60	25.39	20.50	0.41
Reach-1	120591	5_year_Existing	210.00	6754.00	6756.83		6756.88	0.005503	4.06	51.67	27.41	0.52
Reach-1	120591	10_year_Existing	510.00	6754.00	6757.84		6758.34	0.007229	5.70	89.40	35.02	0.63
Reach-1	120591	25_year_Existing	2500.00	6754.00	6761.25		6763.00	0.008983	10.87	261.70	65.14	0.80
Reach-1	120591	50_year_Existing	3900.00	6754.00	6762.66	6762.38	6765.14	0.009748	13.12	360.59	77.25	0.87
Reach-1	120591	100_year_Existin	5400.00	6754.00	6764.21	6764.21	6767.04	0.008884	14.29	527.61	139.76	0.86
Reach-1	120591	500_year_Existin	9300.00	6754.00	6767.66		6769.80	0.005360	13.88	1317.03	318.49	0.70

HEC-RAS Plan: UMC Existing River: Monument Creek Reach: Reach-1 (Continued)

Reach	River Sta	Profile	Q Total	Min Ch El	W.S. Elev	Crit W.S.	E.G. Elev	E.G. Slope	Vel Chnl	Flow Area	Top Width	Froude # Chl
			(cfs)	(ft)	(ft)	(ft)	(ft)	(ft/ft)	(ft/s)	(sq ft)	(ft)	
Reach-1	134824	10_year_Existing	410.00	6862.00	6864.19	6864.19	6865.04	0.018388	7.45	57.69	38.31	0.97
Reach-1	134824	25_year_Existing	2200.00	6862.00	6867.66		6869.32	0.010248	11.32	266.82	73.75	0.87
Reach-1	134824	50_year_Existing	3300.00	6862.00	6869.80		6871.37	0.006541	11.34	440.04	97.06	0.73
Reach-1	134824	100_year_Existin	4600.00	6862.00	6872.19		6873.52	0.004190	10.92	788.34	189.02	0.61
Reach-1	134624	500_year_Existin	7800.00	6862.00	6874.28		6875.89	0.004513	12.00	1209.86	220.60	0.66
Reach-1	134357	2_year_Existing	53.00	6853.14	6860.40	6855.46	6860.40	0.000019	0.37	164.79	62.77	0.03
Reach-1	134357	5_year_Existing	160.00	6853.14	6862.03	6856.76	6862.04	0.000047	0.74	275.79	73.55	0.06
Reach-1	134357	10_year_Existing	410.00	6853.14	6863.39	6858.16	6863.42	0.000134	1.45	380.85	81.00	0.10
Reach-1	134357	25_year_Existing	2200.00	6853.14	6867.96	6861.44	6868.20	0.000568	4.23	745.17	132.75	0.22
Reach-1	134357	50_year_Existing	3300.00	6853.14	6869.89	6862.84	6870.25	0.000725	5.31	898.53	170.63	0.26
Reach-1	134357	100_year_Existin	4600.00	6853.14	6872.09	6864.10	6872.54	0.000776	6.09	1895.24	382.96	0.27
Reach-1	134357	500_year_Existin	7800.00	6853.14	6873.82	6866.62	6874.62	0.001302	8.47	2435.07	474.42	0.36
Reach-1	134306		Bridge									
Reach-1	134261	2_year_Existing	53.00	6857.01	6859.34	6859.34	6859.92	0.028039	6.11	8.68	7.46	1.00
Reach-1	134261	5_year_Existing	160.00	6857.01	6860.66	6860.66	6861.50	0.023513	7.34	21.81	12.78	0.99
Reach-1	134261	10_year_Existing	410.00	6857.01	6862.03	6862.03	6862.85	0.021454	7.29	56.22	33.52	0.99
Reach-1	134261	25_year_Existing	2200.00	6857.01	6865.31	6865.31	6867.28	0.013504	11.57	233.64	69.52	0.94
Reach-1	134261	50_year_Existing	3300.00	6857.01	6866.83	6866.83	6869.10	0.012551	13.14	331.13	78.54	0.94
Reach-1	134261	100_year_Existin	4600.00	6857.01	6867.93	6867.93	6870.89	0.011922	14.59	436.80	83.25	0.95
Reach-1	134261	500_year_Existin	7800.00	6857.01	6869.99	6869.99	6874.61	0.013919	18.59	614.88	90.09	1.07
Reach-1	133652	2_year_Existing	60.00	6852.00	6853.35	6852.57	6853.36	0.000711	0.83	72.07	93.26	0.17
Reach-1	133652	5_year_Existing	180.00	6852.00	6854.01	6852.97	6854.03	0.000965	1.23	146.12	132.06	0.21
Reach-1	133652	10_year_Existing	470.00	6852.00	6854.79	6853.52	6854.84	0.001125	1.80	267.40	178.21	0.24
Reach-1	133652	25_year_Existing	2400.00	6852.00	6857.42	6855.06	6857.58	0.001134	3.34	912.62	281.80	0.28
Reach-1	133652	50_year_Existing	3700.00	6852.00	6858.66	6855.74	6858.87	0.001076	3.84	1271.21	293.98	0.29
Reach-1	133652	100_year_Existin	5100.00	6852.00	6859.75	6856.42	6860.00	0.001076	4.32	1595.64	304.59	0.29
Reach-1	133652	500_year_Existin	8600.00	6852.00	6861.78	6857.58	6862.15	0.001163	5.36	2227.24	315.12	0.32
Reach-1	133210	2_year_Existing	60.00	6852.00	6852.25	6852.25	6852.38	0.037040	2.84	21.12	84.20	1.00
Reach-1	133210	5_year_Existing	180.00	6852.00	6852.52	6852.52	6852.78	0.029892	4.09	44.03	86.73	1.01
Reach-1	133210	10_year_Existing	470.00	6852.00	6852.99	6852.99	6853.46	0.023465	5.52	85.45	91.13	0.99
Reach-1	133210	25_year_Existing	2400.00	6852.00	6854.84	6854.84	6856.20	0.016392	9.45	267.45	104.81	0.99
Reach-1	133210	50_year_Existing	3700.00	6852.00	6855.79	6855.79	6857.54	0.014409	10.77	370.21	111.26	0.98
Reach-1	133210	100_year_Existin	5100.00	6852.00	6856.87	6856.87	6858.73	0.011176	11.23	547.16	179.81	0.90
Reach-1	133210	500_year_Existin	8600.00	6852.00	6858.86		6860.69	0.008405	12.25	1016.40	307.56	0.83
Reach-1	132710	2_year_Existing	60.00	6848.00	6848.59	6848.31	6848.63	0.002111	1.49	40.24	75.78	0.38
Reach-1	132710	5_year_Existing	180.00	6848.00	6849.09	6848.62	6849.17	0.002231	2.23	80.75	86.62	0.41
Reach-1	132710	10_year_Existing	470.00	6848.00	6849.81	6849.12	6849.97	0.002292	3.20	147.50	97.14	0.45
Reach-1	132710	25_year_Existing	2400.00	6848.00	6852.38	6850.98	6852.93	0.002308	6.11	425.03	118.81	0.53
Reach-1	132710	50_year_Existing	3700.00	6848.00	6853.19	6851.88	6854.10	0.002943	7.79	525.49	124.83	0.62
Reach-1	132710	100_year_Existin	5100.00	6848.00	6854.01	6852.75	6855.28	0.003315	9.16	632.10	139.09	0.67
Reach-1	132710	500_year_Existin	8600.00	6848.00	6855.10	6854.62	6857.58	0.005219	12.89	813.20	194.75	0.87
Reach-1	132340	2_year_Existing	60.00	6846.00	6846.43	6846.43	6846.61	0.034157	3.44	17.45	49.12	1.02
Reach-1	132340	5_year_Existing	180.00	6846.00	6846.82	6846.62	6847.15	0.027169	4.61	39.06	59.62	1.00
Reach-1	132340	10_year_Existing	470.00	6846.00	6847.41	6847.41	6848.00	0.021794	6.17	78.38	75.05	0.99
Reach-1	132340	25_year_Existing	2400.00	6846.00	6849.73	6849.73	6851.15	0.013354	9.92	308.16	143.13	0.93
Reach-1	132340	50_year_Existing	3700.00	6846.00	6851.09	6851.09	6852.34	0.008555	9.86	614.93	281.55	0.79
Reach-1	132340	100_year_Existin	5100.00	6846.00	6851.56	6851.56	6853.22	0.010605	11.67	750.04	294.69	0.89
Reach-1	132340	500_year_Existin	8600.00	6846.00	6853.12	6853.12	6854.88	0.009112	12.84	1278.42	358.05	0.86
Reach-1	132040	2_year_Existing	60.00	6842.00	6842.68	6842.45	6842.73	0.005684	1.80	33.26	64.20	0.44
Reach-1	132040	5_year_Existing	180.00	6842.00	6843.17	6842.78	6843.28	0.005857	2.69	68.92	73.38	0.50
Reach-1	132040	10_year_Existing	470.00	6842.00	6843.88	6843.34	6844.10	0.006222	3.80	124.27	89.62	0.55
Reach-1	132040	25_year_Existing	2400.00	6842.00	6846.19	6845.32	6846.84	0.005945	6.74	457.24	193.32	0.62
Reach-1	132040	50_year_Existing	3700.00	6842.00	6847.25	6846.24	6848.04	0.005445	7.85	672.73	213.27	0.62
Reach-1	132040	100_year_Existin	5100.00	6842.00	6848.21	6847.02	6849.12	0.005129	8.40	886.42	230.53	0.62
Reach-1	132040	500_year_Existin	8600.00	6842.00	6850.41	6848.54	6851.58	0.004407	9.70	1444.49	308.39	0.61
Reach-1	131565	2_year_Existing	60.00	6838.00	6838.45	6838.35	6838.55	0.015375	2.63	22.82	52.81	0.70
Reach-1	131565	5_year_Existing	180.00	6838.00	6838.88	6838.73	6839.11	0.014066	3.68	46.38	55.83	0.75
Reach-1	131565	10_year_Existing	470.00	6838.00	6839.61	6839.36	6840.04	0.012398	5.29	88.81	60.90	0.77
Reach-1	131565	25_year_Existing	2400.00	6838.00	6842.53		6843.53	0.008095	8.01	305.46	101.09	0.73
Reach-1	131565	50_year_Existing	3700.00	6838.00	6843.75		6845.02	0.007252	9.14	456.32	141.23	0.72
Reach-1	131565	100_year_Existin	5100.00	6838.00	6844.95		6846.38	0.006286	9.83	633.65	151.95	0.70
Reach-1	131565	500_year_Existin	8600.00	6838.00	6846.80		6848.91	0.006843	12.21	954.38	242.56	0.76
Reach-1	131077	2_year_Existing	60.00	6834.00	6835.11	6834.87	6835.17	0.003919	1.90	31.53	42.48	0.39
Reach-1	131077	5_year_Existing	180.00	6834.00	6835.87		6835.97	0.003603	2.55	70.84	57.90	0.41
Reach-1	131077	10_year_Existing	470.00	6834.00	6836.83		6837.04	0.003555	3.72	130.98	88.37	0.44
Reach-1	131077	25_year_Existing	2400.00	6834.00	6840.34	6838.41	6841.02	0.003330	6.82	470.43	184.15	0.50
Reach-1	131077	50_year_Existing	3700.00	6834.00	6841.86		6842.67	0.003114	7.72	737.86	188.27	0.51
Reach-1	131077	100_year_Existin	5100.00	6834.00	6842.99		6844.05	0.003443	8.95	1009.59	302.61	0.55
Reach-1	131077	500_year_Existin	8600.00	6834.00	6845.87		6846.72	0.002314	8.94	2175.97	500.68	0.47
Reach-1	130643	2_year_Existing	60.00	6832.00	6832.81		6832.89	0.007348	2.30	26.07	42.38	0.52

HEC-RAS Plan: UMC Existing River: Monument Creek Reach: Reach-1 (Continued)

Reach	River Sta	Profile	Q Total	Min Ch El	W.S. Elev	Crit W.S.	E.G. Elev	E.G. Slope	Vel Chnl	Flow Area	Top Width	Froude # Chl
			(cfs)	(ft)	(ft)	(ft)	(ft)	(ft/ft)	(ft/s)	(sq ft)	(ft)	
Reach-1	130643	5_year_Existing	180.00	6832.00	6833.30	6833.03	6833.51	0.010094	3.71	48.64	49.55	0.68
Reach-1	130643	10_year_Existing	470.00	6832.00	6834.02		6834.49	0.011231	5.51	86.28	53.97	0.75
Reach-1	130643	25_year_Existing	2400.00	6832.00	6836.57	6836.42	6838.38	0.012695	10.89	239.05	65.84	0.94
Reach-1	130643	50_year_Existing	3700.00	6832.00	6838.23		6840.34	0.009650	11.86	355.63	74.66	0.88
Reach-1	130643	100_year_Existin	5100.00	6832.00	6842.26		6842.86	0.001797	7.25	1577.29	402.21	0.41
Reach-1	130643	500_year_Existin	8600.00	6832.00	6845.46		6845.91	0.001176	7.07	2988.31	479.86	0.34
Reach-1	130367	2_year_Existing	60.00	6830.00	6830.85		6830.93	0.006913	2.27	26.43	41.86	0.50
Reach-1	130367	5_year_Existing	180.00	6830.00	6831.68		6831.79	0.004147	2.86	67.59	57.38	0.43
Reach-1	130367	10_year_Existing	470.00	6830.00	6832.81		6832.98	0.002935	3.40	148.28	91.95	0.40
Reach-1	130367	25_year_Existing	2400.00	6830.00	6836.95		6837.15	0.001137	4.28	1213.46	340.15	0.30
Reach-1	130367	50_year_Existing	3700.00	6830.00	6839.06		6839.24	0.000783	4.30	2011.87	392.74	0.26
Reach-1	130367	100_year_Existin	5100.00	6830.00	6842.41		6842.52	0.000369	3.69	3389.11	432.79	0.19
Reach-1	130367	500_year_Existin	8700.00	6830.00	6845.47		6845.84	0.000422	4.60	4776.62	473.05	0.21
Reach-1	130255	2_year_Existing	60.00	6829.08	6830.53	6829.85	6830.56	0.001666	1.52	39.43	38.99	0.27
Reach-1	130255	5_year_Existing	180.00	6829.08	6831.35	6830.38	6831.44	0.002313	2.41	74.77	47.41	0.34
Reach-1	130255	10_year_Existing	470.00	6829.08	6832.46	6831.21	6832.68	0.002845	3.55	132.56	55.05	0.40
Reach-1	130255	25_year_Existing	2400.00	6829.08	6835.96	6833.99	6836.76	0.003654	7.19	343.31	63.72	0.53
Reach-1	130255	50_year_Existing	3700.00	6829.08	6837.67	6835.24	6838.79	0.003654	8.54	454.68	68.99	0.55
Reach-1	130255	100_year_Existin	5100.00	6829.08	6841.23	6836.43	6842.19	0.001868	7.91	705.76	73.85	0.42
Reach-1	130255	500_year_Existin	8700.00	6829.08	6843.06	6839.13	6845.01	0.003151	11.38	1078.13	268.15	0.58
Reach-1	130185		Bridge									
Reach-1	130139	2_year_Existing	60.00	6828.87	6829.80	6829.84	6829.93	0.011692	2.91	20.61	33.68	0.66
Reach-1	130139	5_year_Existing	180.00	6828.87	6830.40	6830.17	6830.68	0.011863	4.22	42.69	39.86	0.72
Reach-1	130139	10_year_Existing	470.00	6828.87	6831.27	6831.00	6831.79	0.012475	5.79	81.14	48.76	0.79
Reach-1	130139	25_year_Existing	2400.00	6828.87	6833.93	6833.78	6835.64	0.012883	10.50	230.66	60.22	0.93
Reach-1	130139	50_year_Existing	3700.00	6828.87	6835.12	6835.03	6837.52	0.012765	12.44	303.50	62.51	0.97
Reach-1	130139	100_year_Existin	5100.00	6828.87	6836.26	6836.26	6839.30	0.012402	14.01	376.11	64.70	0.98
Reach-1	130139	500_year_Existin	8700.00	6828.87	6838.92	6838.92	6843.21	0.011047	16.71	554.54	69.80	0.98
Reach-1	129900	2_year_Existing	60.00	6826.00	6827.04	6826.82	6827.21	0.010895	3.23	18.60	24.15	0.85
Reach-1	129900	5_year_Existing	180.00	6826.00	6827.88	6827.49	6828.16	0.009390	4.26	42.52	36.29	0.88
Reach-1	129900	10_year_Existing	470.00	6826.00	6828.94		6829.44	0.007898	5.81	100.30	71.86	0.86
Reach-1	129900	25_year_Existing	2400.00	6826.00	6832.32		6833.24	0.005913	9.05	448.43	114.47	0.67
Reach-1	129900	50_year_Existing	3700.00	6826.00	6833.82		6834.95	0.005598	10.28	625.02	120.55	0.67
Reach-1	129900	100_year_Existin	5100.00	6826.00	6835.21	6833.50	6836.53	0.005350	11.30	796.61	125.36	0.68
Reach-1	129900	500_year_Existin	8700.00	6826.00	6838.22	6835.84	6839.94	0.004979	13.30	1189.40	136.57	0.69
Reach-1	129628	2_year_Existing	60.00	6824.00	6825.20	6824.74	6825.29	0.004847	2.43	24.67	26.78	0.45
Reach-1	129628	5_year_Existing	180.00	6824.00	6825.98	6825.41	6826.20	0.005636	3.79	50.09	39.60	0.53
Reach-1	129628	10_year_Existing	470.00	6824.00	6826.99	6826.41	6827.47	0.006872	5.72	104.95	68.65	0.62
Reach-1	129628	25_year_Existing	2400.00	6824.00	6830.10	6829.47	6831.37	0.007797	10.41	378.93	97.88	0.77
Reach-1	129628	50_year_Existing	3700.00	6824.00	6831.53		6833.13	0.007676	11.99	523.16	103.48	0.79
Reach-1	129628	100_year_Existin	5100.00	6824.00	6832.89		6834.77	0.007440	13.25	667.08	108.79	0.80
Reach-1	129628	500_year_Existin	8700.00	6824.00	6835.71		6838.24	0.007238	15.82	989.94	119.84	0.83
Reach-1	129188	2_year_Existing	60.00	6820.00	6820.65	6820.65	6820.91	0.030502	4.03	14.90	30.42	1.01
Reach-1	129188	5_year_Existing	180.00	6820.00	6821.20	6821.20	6821.63	0.024692	5.25	34.25	40.23	1.00
Reach-1	129188	10_year_Existing	470.00	6820.00	6821.96	6821.96	6822.72	0.020033	7.00	68.40	48.35	0.99
Reach-1	129188	25_year_Existing	2400.00	6820.00	6824.88	6824.88	6826.87	0.013436	11.64	243.76	69.35	0.97
Reach-1	129188	50_year_Existing	3700.00	6820.00	6826.25	6826.25	6828.81	0.012390	13.37	343.87	76.48	0.98
Reach-1	129188	100_year_Existin	5100.00	6820.00	6827.52	6827.52	6830.60	0.011690	14.81	445.31	83.90	0.98
Reach-1	129188	500_year_Existin	8700.00	6820.00	6830.33	6830.33	6834.34	0.010226	17.29	704.32	99.91	0.97
Reach-1	128727	2_year_Existing	60.00	6816.00	6816.69	6816.29	6816.71	0.001889	1.13	53.29	91.36	0.28
Reach-1	128727	5_year_Existing	180.00	6816.00	6817.26	6816.59	6817.30	0.001918	1.60	112.40	114.90	0.29
Reach-1	128727	10_year_Existing	470.00	6816.00	6818.06	6817.06	6818.13	0.001860	2.20	215.07	139.40	0.31
Reach-1	128727	25_year_Existing	2400.00	6816.00	6821.06	6818.61	6821.28	0.001354	3.79	694.45	181.08	0.31
Reach-1	128727	50_year_Existing	3700.00	6816.00	6822.60	6819.34	6822.87	0.001188	4.29	1031.25	275.90	0.30
Reach-1	128727	100_year_Existin	5100.00	6816.00	6824.10	6820.02	6824.39	0.001004	4.56	1488.42	352.54	0.29
Reach-1	128727	500_year_Existin	8700.00	6816.00	6829.67	6821.57	6828.15	0.001366	6.03	2145.96	455.43	0.35
Reach-1	128250	2_year_Existing	60.00	6814.00	6814.55	6814.46	6814.68	0.016793	2.91	20.63	43.82	0.75
Reach-1	128250	5_year_Existing	180.00	6814.00	6815.05	6814.89	6815.30	0.014832	4.04	44.60	52.81	0.77
Reach-1	128250	10_year_Existing	470.00	6814.00	6815.78	6815.56	6816.23	0.012893	5.41	87.76	63.33	0.79
Reach-1	128250	25_year_Existing	2400.00	6814.00	6818.20	6817.97	6819.70	0.012026	10.02	264.87	82.68	0.90
Reach-1	128250	50_year_Existing	3700.00	6814.00	6819.19	6819.19	6821.35	0.012878	12.08	354.04	96.27	0.96
Reach-1	128250	100_year_Existin	5100.00	6814.00	6819.85	6819.85	6822.90	0.015559	14.46	420.72	105.30	1.08
Reach-1	128250	500_year_Existin	8700.00	6814.00	6823.09	6823.09	6824.83	0.006059	12.26	1417.49	444.16	0.73
Reach-1	127781	2_year_Existing	60.00	6812.00	6812.62		6812.84	0.001922	1.13	53.05	91.48	0.28
Reach-1	127781	5_year_Existing	180.00	6812.00	6813.14	6812.53	6813.19	0.002064	1.76	102.21	95.47	0.30
Reach-1	127781	10_year_Existing	470.00	6812.00	6813.96		6814.07	0.002191	2.56	183.32	101.71	0.34
Reach-1	127781	25_year_Existing	2400.00	6812.00	6816.78		6817.14	0.002515	4.83	501.35	127.28	0.41
Reach-1	127781	50_year_Existing	3700.00	6812.00	6818.15	6815.83	6818.50	0.002299	5.49	770.48	273.26	0.41
Reach-1	127781	100_year_Existin	5100.00	6812.00	6819.35	6816.42	6819.83	0.001999	5.84	1175.61	366.80	0.40
Reach-1	127781	500_year_Existin	8700.00	6812.00	6821.03	6816.43	6821.70	0.002229	7.16	1816.27	390.28	0.44

HEC-RAS Plan: UMC Existing River: Monument Creek Reach: Reach-1 (Continued)

Reach	River Sta	Profile	Q Total	Min Ch El	W.S. Elev	Crit W.S.	E.G. Elev	E.G. Slope	Vel Chnl	Flow Area	Top Width	Froude # Chl
			(cfs)	(ft)	(ft)	(ft)	(ft)	(ft/ft)	(ft/s)	(sq ft)	(ft)	
Reach-1	142637	500_year_Existin	9200.00	6940.00	6946.88	6947.97	6950.18	0.020375	18.34	1170.17	587.53	1.27
Reach-1	142157	2_year_Existing	71.00	6936.13	6937.63		6937.71	0.004144	2.24	31.89	34.82	0.41
Reach-1	142157	5_year_Existing	570.00	6936.13	6939.65		6939.90	0.003532	4.31	204.98	203.65	0.46
Reach-1	142157	10_year_Existing	1200.00	6936.13	6939.96	6939.96	6940.67	0.009464	7.56	273.76	249.29	0.76
Reach-1	142157	25_year_Existing	3100.00	6936.13	6941.68	6941.25	6942.19	0.005587	7.82	927.20	511.13	0.63
Reach-1	142157	50_year_Existing	4400.00	6936.13	6942.23	6941.77	6942.81	0.006079	8.78	1244.68	657.09	0.67
Reach-1	142157	100_year_Existin	5700.00	6936.13	6942.51	6942.24	6943.23	0.007505	10.09	1439.98	741.41	0.75
Reach-1	142157	500_year_Existin	9200.00	6936.13	6943.22	6943.22	6944.10	0.008984	11.95	2039.18	932.46	0.84
Reach-1	141674	2_year_Existing	71.00	6932.00	6933.17	6933.17	6933.62	0.025344	5.35	13.26	15.03	1.00
Reach-1	141674	5_year_Existing	570.00	6932.00	6935.62	6935.62	6936.42	0.021133	7.18	79.41	50.89	1.01
Reach-1	141674	10_year_Existing	1200.00	6932.00	6937.00	6936.71	6937.25	0.004674	4.81	506.07	535.53	0.52
Reach-1	141674	25_year_Existing	3100.00	6932.00	6937.41		6938.15	0.013827	9.03	742.27	631.49	0.91
Reach-1	141674	50_year_Existing	4400.00	6932.00	6937.81		6938.58	0.013534	9.77	1011.98	725.71	0.93
Reach-1	141674	100_year_Existin	5700.00	6932.00	6938.30		6938.94	0.010575	9.43	1396.43	838.82	0.84
Reach-1	141674	500_year_Existin	9200.00	6932.00	6939.19	6938.87	6939.75	0.008230	9.54	2215.38	943.35	0.76
Reach-1	141565	2_year_Existing	71.00	6928.79	6931.56	6930.00	6931.59	0.000544	1.43	50.99	24.67	0.17
Reach-1	141565	5_year_Existing	570.00	6928.79	6934.87	6932.04	6935.11	0.001357	4.14	233.80	232.32	0.31
Reach-1	141565	10_year_Existing	1200.00	6928.79	6933.84	6933.84	6935.88	0.014163	11.67	113.60	30.06	0.96
Reach-1	141565	25_year_Existing	3100.00	6928.79	6936.81	6936.61	6937.29	0.004810	9.34	969.97	753.84	0.61
Reach-1	141565	50_year_Existing	4400.00	6928.79	6937.45	6937.01	6937.77	0.002844	7.72	1848.19	864.87	0.48
Reach-1	141565	100_year_Existin	5700.00	6928.79	6937.93	6937.21	6938.24	0.002827	8.00	2280.63	919.45	0.48
Reach-1	141565	500_year_Existin	9200.00	6928.79	6938.79	6937.89	6939.12	0.003126	8.98	3076.93	935.15	0.51
Reach-1	141506		Culvert									
Reach-1	141453	2_year_Existing	71.00	6926.67	6928.70	6927.86	6928.77	0.002064	2.14	33.45	22.93	0.31
Reach-1	141453	5_year_Existing	570.00	6926.67	6932.10	6929.97	6932.50	0.002470	5.14	125.09	30.95	0.41
Reach-1	141453	10_year_Existing	1200.00	6926.67	6932.87	6931.74	6934.15	0.006634	9.28	150.66	140.36	0.69
Reach-1	141453	25_year_Existing	3100.00	6926.67	6935.25	6935.12	6935.97	0.004157	9.27	1112.25	766.04	0.58
Reach-1	141453	50_year_Existing	4400.00	6926.67	6936.58	6935.84	6936.77	0.001526	6.22	2606.03	852.90	0.36
Reach-1	141453	100_year_Existin	5700.00	6926.67	6936.63	6936.01	6936.93	0.002451	7.91	2648.56	854.84	0.45
Reach-1	141453	500_year_Existin	9200.00	6926.67	6937.66	6936.39	6938.01	0.002849	9.14	3552.02	894.85	0.50
Reach-1	141293	2_year_Existing	71.00	6926.00	6928.53		6928.55	0.000781	1.16	61.08	36.35	0.16
Reach-1	141293	5_year_Existing	570.00	6926.00	6931.96		6932.02	0.001546	2.04	279.91	120.61	0.24
Reach-1	141293	10_year_Existing	1200.00	6926.00	6933.23		6933.27	0.000709	1.83	1082.02	701.61	0.17
Reach-1	141293	25_year_Existing	3100.00	6926.00	6935.46		6935.49	0.000387	1.82	2780.29	791.59	0.13
Reach-1	141293	50_year_Existing	4400.00	6926.00	6936.56		6936.59	0.000324	1.93	3863.51	812.70	0.13
Reach-1	141293	100_year_Existin	5700.00	6926.00	6936.59		6936.65	0.000531	2.47	3692.89	813.40	0.17
Reach-1	141293	500_year_Existin	9200.00	6926.00	6937.58		6937.66	0.000760	3.23	4501.65	832.24	0.20
Reach-1	140841	2_year_Existing	71.00	6926.00	6927.14	6927.14	6927.49	0.027426	4.75	14.95	21.88	1.01
Reach-1	140841	5_year_Existing	570.00	6926.00	6929.10	6929.10	6930.22	0.019213	8.50	67.04	30.51	1.01
Reach-1	140841	10_year_Existing	1200.00	6926.00	6930.59	6930.59	6932.23	0.017089	10.25	117.10	36.39	1.01
Reach-1	140841	25_year_Existing	3100.00	6926.00	6933.67	6933.67	6934.92	0.007762	10.02	513.47	225.83	0.74
Reach-1	140841	50_year_Existing	4400.00	6926.00	6933.95	6933.95	6935.96	0.012200	12.97	577.40	231.94	0.94
Reach-1	140841	100_year_Existin	5700.00	6926.00	6935.25	6935.25	6936.02	0.005080	9.55	1632.37	871.96	0.62
Reach-1	140841	500_year_Existin	9200.00	6926.00	6935.86	6935.86	6936.81	0.006657	11.53	2161.46	875.75	0.72
Reach-1	140333	2_year_Existing	71.00	6922.00	6924.29	6923.23	6924.33	0.001349	1.88	93.32	257.78	0.25
Reach-1	140333	5_year_Existing	570.00	6922.00	6925.51	6924.80	6925.57	0.002125	3.35	446.98	319.36	0.34
Reach-1	140333	10_year_Existing	1200.00	6922.00	6926.37	6925.22	6928.45	0.002253	4.09	739.26	354.91	0.37
Reach-1	140333	25_year_Existing	3100.00	6922.00	6928.04	6926.08	6928.20	0.003519	6.49	1501.20	696.35	0.49
Reach-1	140333	50_year_Existing	4400.00	6922.00	6928.63	6928.49	6928.79	0.003414	6.84	1917.92	715.30	0.49
Reach-1	140333	100_year_Existin	5700.00	6922.00	6929.13	6928.88	6929.31	0.003415	7.21	2289.36	741.28	0.49
Reach-1	140333	500_year_Existin	9200.00	6922.00	6930.33	6927.08	6930.53	0.003391	8.02	3197.52	808.82	0.51
Reach-1	139841	2_year_Existing	71.00	6922.00	6922.31	6922.31	6922.46	0.034690	3.07	23.16	78.51	0.99
Reach-1	139841	5_year_Existing	570.00	6922.00	6923.74		6923.94	0.005729	3.54	161.01	113.73	0.52
Reach-1	139841	10_year_Existing	1200.00	6922.00	6924.76		6925.01	0.003886	4.05	365.00	331.55	0.47
Reach-1	139841	25_year_Existing	3100.00	6922.00	6926.10		6926.44	0.003561	5.25	1042.58	819.50	0.48
Reach-1	139841	50_year_Existing	4400.00	6922.00	6926.62		6927.00	0.003769	5.90	1363.74	827.34	0.51
Reach-1	139841	100_year_Existin	5700.00	6922.00	6927.06		6927.49	0.003899	6.42	1644.28	832.63	0.53
Reach-1	139841	500_year_Existin	9200.00	6922.00	6928.11		6928.86	0.004134	7.58	2321.89	712.00	0.56
Reach-1	139545	2_year_Existing	71.00	6918.08	6920.25	6919.15	6920.30	0.001267	1.69	42.55	33.73	0.25
Reach-1	139545	5_year_Existing	570.00	6918.08	6922.54	6921.15	6922.82	0.002629	4.56	212.31	201.65	0.41
Reach-1	139545	10_year_Existing	1200.00	6918.08	6923.30	6922.89	6923.78	0.004282	6.56	424.95	359.16	0.54
Reach-1	139545	25_year_Existing	3100.00	6918.08	6924.70	6924.34	6925.21	0.004731	8.27	1124.62	837.41	0.60
Reach-1	139545	50_year_Existing	4400.00	6918.08	6925.26	6924.94	6925.76	0.004626	8.71	1503.63	853.40	0.60
Reach-1	139545	100_year_Existin	5700.00	6918.08	6925.79	6925.25	6926.25	0.004513	9.04	1833.19	855.87	0.60
Reach-1	139545	500_year_Existin	9200.00	6918.08	6926.88	6925.91	6927.36	0.004516	9.96	2550.25	861.20	0.62
Reach-1	139115	2_year_Existing	71.00	6918.00	6918.56	6918.56	6918.76	0.031965	3.64	19.49	47.97	1.01
Reach-1	139115	5_year_Existing	570.00	6918.00	6919.70	6919.70	6920.29	0.022353	6.17	92.42	78.85	1.00
Reach-1	139115	10_year_Existing	1200.00	6918.00	6920.52	6920.52	6920.98	0.011078	6.04	340.76	428.08	0.77
Reach-1	139115	25_year_Existing	3100.00	6918.00	6921.33	6921.33	6922.02	0.013030	8.29	721.02	502.36	0.88
Reach-1	139115	50_year_Existing	4400.00	6918.00	6921.74	6921.74	6922.55	0.013594	9.29	933.39	538.38	0.92

HEC-RAS Plan: UMC Existing River: Monument Creek Reach: Reach-1 (Continued)

Reach	River Sta	Profile	Q Total	Min Ch El	W.S. Elev	Crit W.S.	E.G. Elev	E.G. Slope	Vel Chnl	Flow Area	Top Width	Froude # Chl
			(cfs)	(ft)	(ft)	(ft)	(ft)	(ft/ft)	(ft/s)	(sq ft)	(ft)	
Reach-1	139116	100_year_Existin	5700.00	6918.00	6922.05	6922.05	6922.99	0.014695	10.28	1100.71	551.21	0.97
Reach-1	139115	500_year_Existin	9200.00	6918.00	6922.79	6922.79	6924.00	0.015688	12.09	1522.44	582.27	1.04
Reach-1	137338	2_year_Existing	71.00	6906.00	6915.35	6906.07	6915.35	0.000000	0.01	9177.71	1086.27	0.00
Reach-1	137338	5_year_Existing	570.00	6906.00	6916.34	6906.24	6916.34	0.000000	0.06	10267.39	1120.11	0.00
Reach-1	137338	10_year_Existing	1200.00	6906.00	6917.17	6906.38	6917.17	0.000000	0.11	11200.45	1138.63	0.01
Reach-1	137338	25_year_Existing	3100.00	6906.00	6918.98	6906.72	6918.98	0.000001	0.24	13328.87	1209.66	0.01
Reach-1	137338	50_year_Existing	4400.00	6906.00	6919.97	6906.91	6919.97	0.000002	0.31	14538.48	1232.95	0.02
Reach-1	137338	100_year_Existin	5700.00	6906.00	6920.83	6907.07	6920.83	0.000003	0.38	15604.97	1243.47	0.02
Reach-1	137338	500_year_Existin	9200.00	6906.00	6922.78	6907.48	6922.78	0.000005	0.54	18045.51	1265.38	0.02
Reach-1	137157		Inl Struct									
Reach-1	136796	2_year_Existing	53.00	6880.00	6880.59		6880.60	0.001127	0.85	62.22	110.09	0.20
Reach-1	136796	5_year_Existing	160.00	6880.00	6881.30		6881.32	0.000681	1.13	143.49	119.88	0.18
Reach-1	136796	10_year_Existing	410.00	6880.00	6882.42		6882.46	0.000516	1.50	285.93	133.65	0.17
Reach-1	136796	25_year_Existing	2200.00	6880.00	6886.72		6886.83	0.000427	2.72	926.51	160.26	0.19
Reach-1	136796	50_year_Existing	3300.00	6880.00	6888.41		6888.56	0.000440	3.21	1204.34	166.61	0.20
Reach-1	136796	100_year_Existin	4600.00	6880.00	6890.09		6890.28	0.000448	3.66	1495.45	177.85	0.20
Reach-1	136796	500_year_Existin	7800.00	6880.00	6893.95		6894.21	0.000407	4.33	2224.54	198.52	0.20
Reach-1	136675	2_year_Existing	53.00	6878.00	6880.41		6880.44	0.001657	1.37	38.98	44.56	0.25
Reach-1	136675	5_year_Existing	160.00	6878.00	6881.07	6880.26	6881.16	0.002379	2.37	70.08	46.90	0.33
Reach-1	136675	10_year_Existing	410.00	6878.00	6882.08		6882.28	0.002889	3.64	122.81	55.00	0.40
Reach-1	136675	25_year_Existing	2200.00	6878.00	6885.60		6886.48	0.004269	7.83	348.90	73.75	0.56
Reach-1	136675	50_year_Existing	3300.00	6878.00	6886.73		6888.07	0.005263	9.74	435.91	79.80	0.64
Reach-1	136675	100_year_Existin	4600.00	6878.00	6887.59		6889.60	0.006871	11.99	506.18	84.36	0.74
Reach-1	136675	500_year_Existin	7800.00	6878.00	6888.97	6888.97	6892.96	0.011203	17.01	628.42	91.77	0.97
Reach-1	136282	2_year_Existing	53.00	6878.00	6878.51	6878.51	6878.68	0.033248	3.35	15.83	45.51	1.00
Reach-1	136282	5_year_Existing	160.00	6878.00	6879.00		6879.23	0.015105	3.88	43.27	66.24	0.77
Reach-1	136282	10_year_Existing	410.00	6878.00	6881.88		6881.92	0.000370	1.70	380.37	150.42	0.16
Reach-1	136282	25_year_Existing	2200.00	6878.00	6885.49		6885.65	0.000794	3.93	995.15	188.28	0.26
Reach-1	136282	50_year_Existing	3300.00	6878.00	6886.73		6886.99	0.000998	4.89	1237.99	204.04	0.30
Reach-1	136282	100_year_Existin	4600.00	6878.00	6887.76		6888.13	0.001271	5.98	1455.65	218.40	0.34
Reach-1	136282	500_year_Existin	7800.00	6878.00	6889.70	6884.96	6890.42	0.001948	8.34	2062.03	427.27	0.43
Reach-1	136180	2_year_Existing	53.00	6872.98	6875.18	6875.06	6875.61	0.019262	5.22	10.16	9.15	0.87
Reach-1	136180	5_year_Existing	160.00	6872.98	6878.69	6876.23	6878.88	0.001357	3.55	59.43	19.48	0.29
Reach-1	136180	10_year_Existing	410.00	6872.98	6881.54	6878.06	6881.79	0.001208	4.61	231.51	124.87	0.30
Reach-1	136180	25_year_Existing	2200.00	6872.98	6883.69	6883.69	6885.10	0.006914	13.05	567.94	181.11	0.74
Reach-1	136180	50_year_Existing	3300.00	6872.98	6884.72	6884.72	6886.35	0.008055	15.08	785.30	201.65	0.81
Reach-1	136180	100_year_Existin	4600.00	6872.98	6885.68	6885.68	6887.44	0.008808	16.69	960.73	207.29	0.86
Reach-1	136180	500_year_Existin	7800.00	6872.98	6888.53	6888.53	6889.90	0.006668	16.82	2092.29	582.54	0.78
Reach-1	136150		Culvert									
Reach-1	136121	2_year_Existing	53.00	6871.57	6874.23	6873.85	6874.44	0.008249	3.70	14.61	10.43	0.52
Reach-1	136121	5_year_Existing	160.00	6871.57	6875.25	6874.82	6875.93	0.010267	6.64	26.74	13.22	0.73
Reach-1	136121	10_year_Existing	410.00	6871.57	6876.65	6876.65	6878.34	0.015051	10.71	47.84	17.02	0.94
Reach-1	136121	25_year_Existing	2200.00	6871.57	6882.27	6882.27	6883.69	0.006968	13.09	565.88	180.88	0.74
Reach-1	136121	50_year_Existing	3300.00	6871.57	6883.30	6883.30	6884.94	0.008125	15.13	762.40	201.37	0.82
Reach-1	136121	100_year_Existin	4600.00	6871.57	6884.29	6884.29	6886.03	0.008705	16.61	964.84	207.17	0.86
Reach-1	136121	500_year_Existin	7800.00	6871.57	6885.20	6885.20	6888.48	0.016040	23.72	1160.02	222.87	1.18
Reach-1	135934	2_year_Existing	53.00	6872.00	6872.77		6872.90	0.010576	2.94	18.00	26.39	0.63
Reach-1	135934	5_year_Existing	160.00	6872.00	6873.36		6873.70	0.011868	4.69	34.98	30.81	0.74
Reach-1	135934	10_year_Existing	410.00	6872.00	6874.23	6874.01	6874.97	0.012980	6.97	65.18	40.58	0.84
Reach-1	135934	25_year_Existing	2200.00	6872.00	6876.28	6877.58	6880.43	0.032703	17.31	180.05	68.04	1.49
Reach-1	135934	50_year_Existing	3300.00	6872.00	6877.77	6878.93	6881.83	0.022813	17.73	293.23	82.07	1.31
Reach-1	135934	100_year_Existin	4600.00	6872.00	6879.49	6880.35	6883.27	0.015916	17.66	448.27	99.78	1.14
Reach-1	135934	500_year_Existin	7800.00	6872.00	6882.86	6883.77	6886.07	0.010288	18.01	1156.46	487.32	0.98
Reach-1	135696	2_year_Existing	53.00	6868.00	6868.70	6868.70	6869.00	0.028514	4.38	12.10	20.60	1.01
Reach-1	135696	5_year_Existing	160.00	6868.00	6869.34	6869.34	6869.94	0.021804	6.21	26.61	24.44	0.99
Reach-1	135696	10_year_Existing	410.00	6868.00	6870.40	6870.40	6871.43	0.016989	8.30	55.60	30.70	0.97
Reach-1	135696	25_year_Existing	2200.00	6868.00	6874.44	6874.44	6876.24	0.009613	12.35	319.34	92.95	0.87
Reach-1	135696	50_year_Existing	3300.00	6868.00	6875.51	6875.51	6877.87	0.011000	14.66	421.20	98.91	0.95
Reach-1	135696	100_year_Existin	4600.00	6868.00	6876.28	6876.84	6879.58	0.013971	17.65	499.25	103.81	1.09
Reach-1	135696	500_year_Existin	7800.00	6868.00	6878.64	6880.51	6883.09	0.014419	21.25	808.26	218.96	1.15
Reach-1	135244	2_year_Existing	53.00	6864.00	6864.91	6864.39	6864.94	0.001610	1.33	39.82	51.40	0.27
Reach-1	135244	5_year_Existing	160.00	6864.00	6865.64	6864.79	6865.71	0.001771	2.03	80.41	59.12	0.29
Reach-1	135244	10_year_Existing	410.00	6864.00	6866.73	6865.39	6866.88	0.001799	2.95	150.29	70.05	0.32
Reach-1	135244	25_year_Existing	2200.00	6864.00	6870.59	6867.90	6871.02	0.001934	5.64	582.43	199.63	0.39
Reach-1	135244	50_year_Existing	3300.00	6864.00	6872.25	6869.05	6872.67	0.001570	5.92	978.82	276.39	0.37
Reach-1	135244	100_year_Existin	4600.00	6864.00	6874.08	6870.51	6874.45	0.001157	5.83	1556.53	353.45	0.33
Reach-1	135244	500_year_Existin	7800.00	6864.00	6876.45	6872.49	6876.86	0.001140	6.67	2478.51	410.34	0.34
Reach-1	134824	2_year_Existing	53.00	6862.00	6862.68	6862.68	6862.97	0.029183	4.31	12.31	21.62	1.01
Reach-1	134824	5_year_Existing	160.00	6862.00	6863.31	6863.31	6863.81	0.024363	5.68	28.18	28.69	1.01

HEC-RAS Plan: UMC Existing River: Monument Creek Reach: Reach-1 (Continued)

Reach	River Sta	Profile	Q Total	Min Ch El	W.S. Elev	Crit W.S.	E.G. Elev	E.G. Slope	Vel Chnl	Flow Area	Top Width	Froude # Chl
			(cfs)	(ft)	(ft)	(ft)	(ft)	(ft/ft)	(ft/s)	(sq ft)	(ft)	
Reach-1	150115	500 year Existin	8500.00	7046.00	7052.51	7052.51	7053.96	0.018382	12.95	1301.68	407.73	0.95
Reach-1	149645	2 year Existing	63.00	7036.00	7037.13	7036.80	7037.19	0.009180	2.03	32.09	59.92	0.46
Reach-1	149645	5 year Existing	520.00	7036.00	7038.28	7037.96	7038.65	0.014489	5.19	125.70	103.80	0.69
Reach-1	149645	10 year Existing	1100.00	7036.00	7039.06	7038.79	7039.70	0.016127	7.00	221.61	142.85	0.78
Reach-1	149645	25 year Existing	2900.00	7036.00	7040.87	7040.51	7041.61	0.011183	8.36	604.83	248.45	0.71
Reach-1	149645	50 year Existing	4100.00	7036.00	7041.98	7041.07	7042.62	0.007903	8.18	894.01	271.98	0.62
Reach-1	149645	100 year Existin	5300.00	7036.00	7042.64	7041.58	7043.36	0.007930	8.84	1078.32	285.97	0.63
Reach-1	149645	500 year Existin	8500.00	7036.00	7043.99	7042.66	7044.98	0.009025	10.77	1492.30	344.81	0.69
Reach-1	149150	2 year Existing	63.00	7030.00	7030.70	7030.54	7030.84	0.019111	2.97	21.24	34.49	0.67
Reach-1	149150	5 year Existing	520.00	7030.00	7032.61	7031.93	7032.98	0.009320	4.88	121.66	86.34	0.58
Reach-1	149150	10 year Existing	1100.00	7030.00	7033.77		7034.24	0.007900	5.95	262.03	137.92	0.57
Reach-1	149150	25 year Existing	2900.00	7030.00	7035.60		7036.48	0.009573	8.72	550.77	197.83	0.67
Reach-1	149150	50 year Existing	4100.00	7030.00	7036.04		7037.44	0.013986	11.13	647.11	237.43	0.82
Reach-1	149150	100 year Existin	5300.00	7030.00	7036.71		7038.21	0.013811	11.91	825.30	297.18	0.83
Reach-1	149150	500 year Existin	8500.00	7030.00	7038.03		7039.61	0.012998	13.11	1260.27	341.11	0.83
Reach-1	148789	2 year Existing	63.00	7024.00	7025.17	7024.83	7025.32	0.012465	3.15	19.98	21.21	0.57
Reach-1	148789	5 year Existing	520.00	7024.00	7028.85	7026.85	7027.80	0.023904	7.95	74.77	51.64	0.92
Reach-1	148789	10 year Existing	1100.00	7024.00	7027.90	7027.90	7029.43	0.025656	10.55	143.14	79.57	1.01
Reach-1	148789	25 year Existing	2900.00	7024.00	7029.95	7029.95	7031.62	0.019545	12.64	432.29	171.10	0.96
Reach-1	148789	50 year Existing	4100.00	7024.00	7031.39	7031.39	7032.63	0.012464	11.81	751.35	272.68	0.79
Reach-1	148789	100 year Existin	5300.00	7024.00	7031.94	7031.94	7033.29	0.013218	12.80	910.41	310.87	0.83
Reach-1	148789	500 year Existin	8500.00	7024.00	7033.06	7033.06	7034.64	0.014646	14.80	1304.04	388.31	0.89
Reach-1	148487	2 year Existing	63.00	7020.00	7020.67	7020.52	7020.78	0.018312	2.64	23.82	44.81	0.64
Reach-1	148487	5 year Existing	520.00	7020.00	7022.20	7021.71	7022.49	0.010642	4.33	138.92	160.03	0.59
Reach-1	148487	10 year Existing	1100.00	7020.00	7023.11	7022.58	7023.46	0.008471	5.15	289.93	171.29	0.56
Reach-1	148487	25 year Existing	2900.00	7020.00	7024.73	7023.83	7025.35	0.008596	7.18	580.13	185.66	0.62
Reach-1	148487	50 year Existing	4100.00	7020.00	7025.55	7024.47	7026.31	0.008722	8.14	734.76	193.41	0.64
Reach-1	148487	100 year Existin	5300.00	7020.00	7026.24	7025.03	7027.17	0.009065	9.04	873.32	207.01	0.67
Reach-1	148487	500 year Existin	8500.00	7020.00	7027.29	7026.23	7028.86	0.012614	11.93	1108.63	242.52	0.81
Reach-1	148057	2 year Existing	63.00	7014.00	7015.62		7015.73	0.008171	2.73	23.09	22.14	0.47
Reach-1	148057	5 year Existing	520.00	7014.00	7017.61		7018.04	0.009968	5.62	128.45	83.68	0.61
Reach-1	148057	10 year Existing	1100.00	7014.00	7018.55	7018.55	7019.19	0.011599	7.42	281.18	297.87	0.69
Reach-1	148057	25 year Existing	2900.00	7014.00	7019.70	7019.70	7020.55	0.014832	10.09	639.65	325.38	0.82
Reach-1	148057	50 year Existing	4100.00	7014.00	7020.17	7020.17	7021.19	0.017021	11.51	794.59	334.30	0.89
Reach-1	148057	100 year Existin	5300.00	7014.00	7020.57	7020.57	7021.74	0.018596	12.65	932.13	342.02	0.94
Reach-1	148057	500 year Existin	8500.00	7014.00	7022.09		7023.10	0.013406	12.60	1473.68	368.93	0.83
Reach-1	147634	2 year Existing	63.00	7010.01	7011.55	7011.10	7011.72	0.011168	3.30	19.10	17.26	0.55
Reach-1	147634	5 year Existing	520.00	7010.01	7012.88	7012.88	7013.17	0.013243	5.88	235.28	352.14	0.68
Reach-1	147634	10 year Existing	1100.00	7010.01	7013.84	7013.26	7013.95	0.005004	4.54	619.40	453.46	0.44
Reach-1	147634	25 year Existing	2900.00	7010.01	7014.92	7013.96	7015.09	0.005967	6.01	1150.38	508.86	0.51
Reach-1	147634	50 year Existing	4100.00	7010.01	7015.43	7014.30	7015.83	0.006453	6.72	1413.63	524.97	0.54
Reach-1	147634	100 year Existin	5300.00	7010.01	7015.55	7014.57	7015.85	0.009486	8.28	1475.10	528.09	0.65
Reach-1	147634	500 year Existin	8500.00	7010.01	7015.84	7015.19	7016.46	0.017960	11.84	1630.56	533.18	0.91
Reach-1	147207	2 year Existing	63.00	7007.54	7007.99		7008.00	0.006851	0.75	82.40	361.72	0.28
Reach-1	147207	5 year Existing	520.00	7007.54	7008.49	7008.16	7008.52	0.007871	1.47	353.77	647.18	0.35
Reach-1	147207	10 year Existing	1100.00	7007.54	7008.38	7008.38	7008.61	0.070375	3.86	285.10	633.68	1.01
Reach-1	147207	25 year Existing	2900.00	7007.54	7008.79	7008.79	7009.22	0.057827	5.32	545.94	649.59	1.02
Reach-1	147207	50 year Existing	4100.00	7007.54	7009.01	7009.01	7009.56	0.052197	5.92	693.64	651.43	1.01
Reach-1	147207	100 year Existin	5300.00	7007.54	7009.56		7009.96	0.021807	5.05	1053.98	655.90	0.70
Reach-1	147207	500 year Existin	8500.00	7007.54	7010.74		7011.08	0.009072	4.68	1830.78	665.44	0.49
Reach-1	146909	2 year Existing	63.00	7002.87	7003.27	7003.27	7003.39	0.062256	2.67	23.59	109.08	1.01
Reach-1	146909	5 year Existing	520.00	7002.87	7003.89	7003.89	7004.20	0.034239	4.67	138.18	267.74	0.93
Reach-1	146909	10 year Existing	1100.00	7002.87	7005.52	7004.31	7005.57	0.001647	2.17	871.88	540.65	0.25
Reach-1	146909	25 year Existing	2900.00	7002.87	7007.68	7005.14	7007.73	0.000865	2.41	2095.58	590.79	0.20
Reach-1	146909	50 year Existing	4100.00	7002.87	7008.25	7005.47	7008.33	0.001098	2.94	2437.76	604.07	0.23
Reach-1	146909	100 year Existin	5300.00	7002.87	7008.81		7008.90	0.001244	3.35	2773.99	616.84	0.25
Reach-1	146909	500 year Existin	8500.00	7002.87	7009.90		7010.06	0.001645	4.32	3462.86	641.34	0.29
Reach-1	146688	2 year Existing	63.00	6998.11	6999.98	6998.76	6999.99	0.000889	0.98	64.11	40.92	0.14
Reach-1	146688	5 year Existing	520.00	6998.11	7002.59	7000.14	7002.71	0.002461	2.87	181.64	435.35	0.26
Reach-1	146688	10 year Existing	1100.00	6998.11	7004.95	7001.28	7005.14	0.001925	3.52	352.81	574.67	0.25
Reach-1	146688	25 year Existing	2900.00	6998.11	7007.59	7003.85	7007.61	0.000313	1.80	3148.23	611.77	0.11
Reach-1	146688	50 year Existing	4100.00	6998.11	7008.12	7004.99	7008.15	0.000484	2.33	3416.23	623.92	0.13
Reach-1	146688	100 year Existin	5300.00	6998.11	7008.64	7005.98	7008.69	0.000641	2.78	3682.43	635.76	0.16
Reach-1	146688	500 year Existin	8500.00	6998.11	7009.68	7006.84	7009.75	0.000909	3.54	4854.04	659.59	0.19
Reach-1	146623		Culvert									
Reach-1	146542	2 year Existing	63.00	6981.88	6982.60	6982.53	6982.76	0.028884	3.26	19.23	38.59	0.60
Reach-1	146542	5 year Existing	520.00	6981.88	6984.54	6983.91	6984.98	0.011389	5.34	97.46	43.35	0.63
Reach-1	146542	10 year Existing	1100.00	6981.88	6985.97	6985.05	6986.68	0.010751	6.77	162.76	221.51	0.65
Reach-1	146542	25 year Existing	2900.00	6981.88	6988.39	6987.18	6988.71	0.003924	5.60	937.31	347.88	0.43
Reach-1	146542	50 year Existing	4100.00	6981.88	6989.89	6987.50	6990.18	0.002802	5.72	1345.51	367.06	0.37

HEC-RAS Plan: UMC Existing River: Monument Creek Reach: Reach-1 (Continued)

Reach	River Sta	Profile	Q Total	Min Ch El	W.S. Elev	Crit W.S.	E.G. Elev	E.G. Slope	Vel Chnl	Flow Area	Top Width	Froude # Chl
			(cfs)	(ft)	(ft)	(ft)	(ft)	(ft/ft)	(ft/s)	(sq ft)	(ft)	
Reach-1	146542	100 year Existin	5300.00	6981.88	6991.19	6987.98	6991.47	0.002328	5.82	1709.33	387.74	0.35
Reach-1	146542	500 year Existin	8500.00	6981.88	6994.53	6989.07	6994.76	0.001457	5.73	3811.58	627.27	0.29
Reach-1	146158	2 year Existing	63.00	6976.30	6977.80	6977.32	6977.92	0.006968	2.72	23.13	23.21	0.48
Reach-1	146158	5 year Existing	520.00	6976.30	6979.70		6980.45	0.011700	7.07	86.09	42.98	0.74
Reach-1	146158	10 year Existing	1100.00	6976.30	6981.22		6982.37	0.010974	9.11	162.91	58.68	0.77
Reach-1	146158	25 year Existing	2900.00	6976.30	6984.67		6986.25	0.007905	11.43	427.93	94.62	0.72
Reach-1	146158	50 year Existing	4100.00	6976.30	6986.02		6987.96	0.008254	12.99	565.08	107.98	0.76
Reach-1	146158	100 year Existin	5300.00	6976.30	6987.61		6989.54	0.007032	13.34	745.42	119.02	0.72
Reach-1	146158	500 year Existin	8500.00	6976.30	6989.95		6992.84	0.008485	16.72	1046.38	163.40	0.81
Reach-1	145942	2 year Existing	63.00	6974.05	6974.96	6974.94	6975.31	0.024892	4.75	13.25	17.86	0.97
Reach-1	145942	5 year Existing	520.00	6974.05	6977.73		6978.36	0.007901	6.33	82.91	31.59	0.67
Reach-1	145942	10 year Existing	1100.00	6974.05	6979.55		6980.49	0.006854	7.83	149.26	44.97	0.66
Reach-1	145942	25 year Existing	2900.00	6974.05	6983.68		6984.97	0.004086	9.59	441.85	99.65	0.58
Reach-1	145942	50 year Existing	4100.00	6974.05	6984.29		6986.40	0.006239	12.41	504.68	108.73	0.73
Reach-1	145942	100 year Existin	5300.00	6974.05	6984.88		6987.81	0.008088	14.74	572.24	117.71	0.84
Reach-1	145942	500 year Existin	8500.00	6974.05	6987.41	6987.41	6991.00	0.007956	17.07	917.23	154.49	0.88
Reach-1	145615	2 year Existing	63.00	6970.00	6971.58	6971.13	6971.75	0.005955	3.52	17.90	15.43	0.58
Reach-1	145615	5 year Existing	520.00	6970.00	6973.59	6973.59	6974.98	0.013405	9.47	56.43	21.94	0.99
Reach-1	145615	10 year Existing	1100.00	6970.00	6975.42	6975.42	6977.61	0.011061	11.99	101.60	27.45	0.98
Reach-1	145615	25 year Existing	2900.00	6970.00	6980.23	6980.23	6983.18	0.006225	14.43	325.56	111.18	0.83
Reach-1	145615	50 year Existing	4100.00	6970.00	6982.90	6982.90	6984.83	0.003598	12.94	838.65	282.21	0.65
Reach-1	145615	100 year Existin	5300.00	6970.00	6983.85	6983.85	6985.80	0.003685	13.77	1135.82	341.68	0.67
Reach-1	145615	500 year Existin	8500.00	6970.00	6984.22	6985.72	6988.36	0.007870	20.50	1266.18	364.59	0.98
Reach-1	145247	2 year Existing	63.00	6968.00	6968.85	6968.62	6968.98	0.009582	2.92	21.58	29.85	0.60
Reach-1	145247	5 year Existing	520.00	6968.00	6970.95	6970.20	6971.33	0.006054	4.96	105.81	50.21	0.58
Reach-1	145247	10 year Existing	1100.00	6968.00	6972.06	6971.29	6972.81	0.007009	6.97	167.97	81.42	0.67
Reach-1	145247	25 year Existing	2900.00	6968.00	6971.89	6973.71	6977.69	0.058483	19.42	157.33	59.65	1.91
Reach-1	145247	50 year Existing	4100.00	6968.00	6972.43	6975.51	6980.69	0.068100	23.27	191.47	65.88	2.12
Reach-1	145247	100 year Existin	5300.00	6968.00	6973.36	6978.34	6981.77	0.052519	23.68	259.82	81.13	1.93
Reach-1	145247	500 year Existin	8500.00	6968.00	6975.58	6977.79	6982.94	0.030554	23.33	600.57	231.00	1.57
Reach-1	144811	2 year Existing	63.00	6964.00	6965.01	6964.63	6965.10	0.008239	2.41	26.13	30.70	0.48
Reach-1	144811	5 year Existing	520.00	6964.00	6966.41	6966.41	6968.97	0.019336	6.24	109.54	126.91	0.80
Reach-1	144811	10 year Existing	1100.00	6964.00	6967.15	6967.15	6967.94	0.020535	7.96	208.31	140.80	0.87
Reach-1	144811	25 year Existing	2900.00	6964.00	6968.81	6968.81	6969.71	0.015416	9.59	593.80	355.90	0.82
Reach-1	144811	50 year Existing	4100.00	6964.00	6969.35	6969.35	6970.36	0.016305	10.69	791.85	372.28	0.86
Reach-1	144811	100 year Existin	5300.00	6964.00	6969.76	6969.76	6970.91	0.017675	11.75	946.77	383.55	0.91
Reach-1	144811	500 year Existin	8500.00	6964.00	6970.68	6970.68	6972.11	0.019586	13.79	1310.30	406.78	0.98
Reach-1	144433	2 year Existing	63.00	6958.00	6958.57	6958.57	6958.75	0.051199	3.41	18.50	51.27	1.00
Reach-1	144433	5 year Existing	520.00	6958.00	6959.95	6959.53	6960.13	0.011993	3.44	151.54	140.82	0.58
Reach-1	144433	10 year Existing	1100.00	6958.00	6960.94	6960.11	6961.15	0.006062	3.74	303.87	162.33	0.46
Reach-1	144433	25 year Existing	2900.00	6958.00	6962.96	6961.24	6963.30	0.003967	4.77	691.91	230.35	0.42
Reach-1	144433	50 year Existing	4100.00	6958.00	6963.85	6961.83	6964.27	0.003870	5.38	911.20	309.58	0.43
Reach-1	144433	100 year Existin	5300.00	6958.00	6964.61	6962.44	6965.09	0.003782	5.84	1192.66	384.27	0.43
Reach-1	144433	500 year Existin	8500.00	6958.00	6966.22	6963.76	6968.78	0.003469	6.60	1825.87	398.08	0.43
Reach-1	143967	2 year Existing	63.00	6952.00	6953.77	6952.88	6953.83	0.002972	1.87	33.64	26.51	0.29
Reach-1	143967	5 year Existing	520.00	6952.00	6956.22		6956.50	0.005467	4.20	124.75	52.67	0.45
Reach-1	143967	10 year Existing	1100.00	6952.00	6957.19		6957.81	0.008429	6.38	189.21	80.75	0.59
Reach-1	143967	25 year Existing	2900.00	6952.00	6958.88	6958.88	6960.18	0.012368	9.92	411.86	173.12	0.76
Reach-1	143967	50 year Existing	4100.00	6952.00	6959.64	6959.64	6961.15	0.012925	11.08	549.19	186.76	0.79
Reach-1	143967	100 year Existin	5300.00	6952.00	6960.28	6960.28	6961.96	0.013547	12.10	667.47	197.75	0.82
Reach-1	143967	500 year Existin	8500.00	6952.00	6961.59	6961.59	6963.71	0.014502	14.11	946.07	221.41	0.88
Reach-1	143536	2 year Existing	63.00	6950.00	6950.82	6950.62	6950.83	0.030873	3.69	17.09	40.26	1.00
Reach-1	143536	5 year Existing	520.00	6950.00	6951.76	6951.76	6952.40	0.019886	6.55	93.69	109.91	0.98
Reach-1	143536	10 year Existing	1100.00	6950.00	6952.60	6952.60	6953.29	0.013332	7.34	234.59	193.01	0.86
Reach-1	143536	25 year Existing	2900.00	6950.00	6954.54	6953.88	6955.13	0.006353	7.68	705.53	293.78	0.66
Reach-1	143536	50 year Existing	4100.00	6950.00	6955.50	6954.50	6956.07	0.005056	7.86	1008.86	337.05	0.61
Reach-1	143536	100 year Existin	5300.00	6950.00	6956.40	6955.04	6956.93	0.004104	7.89	1329.18	376.46	0.57
Reach-1	143536	500 year Existin	8500.00	6950.00	6958.53	6956.11	6958.98	0.002620	7.71	2334.97	582.19	0.48
Reach-1	143112	2 year Existing	63.00	6944.00	6944.88	6944.57	6944.97	0.005912	2.36	27.05	38.41	0.48
Reach-1	143112	5 year Existing	520.00	6944.00	6946.65	6945.99	6947.06	0.006153	5.34	112.03	58.04	0.60
Reach-1	143112	10 year Existing	1100.00	6944.00	6947.55	6947.10	6948.44	0.009064	7.97	169.18	69.15	0.76
Reach-1	143112	25 year Existing	2900.00	6944.00	6949.47	6949.47	6951.42	0.011736	12.23	327.44	95.31	0.93
Reach-1	143112	50 year Existing	4100.00	6944.00	6950.61	6950.61	6952.86	0.010982	13.47	443.99	109.32	0.93
Reach-1	143112	100 year Existin	5300.00	6944.00	6951.57	6951.57	6954.09	0.010628	14.53	554.12	121.67	0.94
Reach-1	143112	500 year Existin	8500.00	6944.00	6953.75	6953.75	6956.79	0.009810	16.57	864.67	188.23	0.94
Reach-1	142637	2 year Existing	71.00	6940.00	6940.79	6940.62	6940.93	0.012437	3.07	23.10	38.04	0.68
Reach-1	142637	5 year Existing	570.00	6940.00	6942.30	6942.06	6942.92	0.012657	6.38	91.10	53.05	0.82
Reach-1	142637	10 year Existing	1200.00	6940.00	6943.85		6944.62	0.007142	7.13	185.99	73.22	0.68
Reach-1	142637	25 year Existing	3100.00	6940.00	6945.73	6945.82	6946.87	0.007305	9.64	609.56	388.35	0.74
Reach-1	142637	50 year Existing	4400.00	6940.00	6946.11	6946.54	6947.70	0.009978	11.79	769.38	454.12	0.87
Reach-1	142637	100 year Existin	5700.00	6940.00	6946.38	6947.05	6948.42	0.012895	13.73	900.77	501.76	0.99

HEC-RAS Plan: UMC Existing River: Monument Creek Reach: Reach-1

Reach	River Sta	Profile	Q Total	Min Ch El	W.S. Elev	Crit W.S.	E.G. Elev	E.G. Slope	Vel Chnl	Flow Area	Top Width	Froude # Chl
			(cfs)	(ft)	(ft)	(ft)	(ft)	(ft/ft)	(ft/s)	(sq ft)	(ft)	
Reach-1	156810	2_year_Existing	45.00	7240.56	7241.35	7241.42	7241.76	0.060075	5.10	8.82	14.88	1.17
Reach-1	156810	5_year_Existing	390.00	7240.56	7242.78	7243.28	7244.46	0.060040	10.59	41.05	31.03	1.40
Reach-1	156810	10_year_Existing	860.00	7240.56	7243.77	7244.69	7246.89	0.060002	14.22	77.80	42.71	1.51
Reach-1	156810	25_year_Existing	2200.00	7240.56	7245.56	7247.20	7250.70	0.060015	19.84	170.60	59.44	1.64
Reach-1	156810	50_year_Existing	3100.00	7240.56	7246.45	7248.35	7252.68	0.060030	22.33	226.08	66.10	1.69
Reach-1	156810	100_year_Existin	4100.00	7240.56	7247.29	7249.76	7254.58	0.060010	24.58	285.02	73.36	1.73
Reach-1	156810	500_year_Existin	6600.00	7240.56	7249.08	7252.48	7258.71	0.060040	29.06	436.99	100.58	1.80
Reach-1	156191	2_year_Existing	45.00	7215.32	7216.16	7216.25	7216.65	0.059634	5.61	8.01	11.41	1.18
Reach-1	156191	5_year_Existing	390.00	7215.32	7217.98	7218.44	7219.81	0.057665	10.88	36.20	20.04	1.36
Reach-1	156191	10_year_Existing	860.00	7215.32	7219.18	7220.74	7222.46	0.055625	14.66	64.35	26.59	1.45
Reach-1	156191	25_year_Existing	2200.00	7215.32	7221.13	7222.79	7226.50	0.055534	20.13	186.79	136.10	1.56
Reach-1	156191	50_year_Existing	3100.00	7215.32	7221.74	7223.53	7227.83	0.059071	22.37	285.92	189.00	1.64
Reach-1	156191	100_year_Existin	4100.00	7215.32	7222.24	7224.05	7228.54	0.062931	24.38	389.22	231.60	1.72
Reach-1	156191	500_year_Existin	6600.00	7215.32	7223.07	7224.93	7230.32	0.073038	28.56	612.54	303.93	1.89
Reach-1	155770	2_year_Existing	45.00	7198.00	7199.00	7199.00	7199.46	0.043874	5.46	8.24	8.97	1.00
Reach-1	155770	5_year_Existing	390.00	7198.00	7201.42	7201.65	7202.72	0.029623	10.02	60.88	37.20	0.99
Reach-1	155770	10_year_Existing	860.00	7198.00	7202.77	7203.19	7204.68	0.031804	13.12	120.76	52.53	1.08
Reach-1	155770	25_year_Existing	2200.00	7198.00	7205.12	7206.41	7207.97	0.033187	17.68	305.93	153.77	1.19
Reach-1	155770	50_year_Existing	3100.00	7198.00	7206.03	7206.91	7208.79	0.032053	18.88	537.04	312.26	1.19
Reach-1	155770	100_year_Existin	4100.00	7198.00	7206.53	7207.34	7209.08	0.031878	19.62	694.25	316.42	1.20
Reach-1	155770	500_year_Existin	6600.00	7198.00	7207.56	7208.18	7209.83	0.030613	20.79	1027.60	325.95	1.20
Reach-1	155662	2_year_Existing	45.00	7191.89	7194.42	7193.70	7194.51	0.006275	2.63	26.37	32.97	0.36
Reach-1	155662	5_year_Existing	390.00	7191.89	7198.07	7195.79	7198.17	0.002578	3.65	283.74	112.18	0.28
Reach-1	155662	10_year_Existing	860.00	7191.89	7199.38	7197.13	7199.57	0.004310	5.47	454.83	151.63	0.37
Reach-1	155662	25_year_Existing	2200.00	7191.89	7201.39	7199.03	7201.75	0.007071	8.36	832.07	222.79	0.50
Reach-1	155662	50_year_Existing	3100.00	7191.89	7202.40	7200.07	7202.80	0.007696	9.38	1073.25	258.64	0.53
Reach-1	155662	100_year_Existin	4100.00	7191.89	7203.22	7200.90	7203.69	0.008515	10.42	1299.89	288.71	0.57
Reach-1	155662	500_year_Existin	6600.00	7191.89	7205.04	7202.38	7205.55	0.008658	11.69	1874.92	337.63	0.59
Reach-1	155627		Culvert									
Reach-1	155591	2_year_Existing	45.00	7189.68	7190.93	7191.54	7192.91	0.427241	11.29	3.98	6.38	0.38
Reach-1	155591	5_year_Existing	390.00	7189.68	7193.53	7193.53	7194.28	0.032433	8.83	88.87	59.77	0.90
Reach-1	155591	10_year_Existing	860.00	7189.68	7194.69	7194.69	7195.88	0.033564	11.17	171.54	82.93	0.97
Reach-1	155591	25_year_Existing	2200.00	7189.68	7196.64	7196.64	7198.00	0.034507	14.64	380.78	133.99	1.04
Reach-1	155591	50_year_Existing	3100.00	7189.68	7197.51	7197.51	7199.02	0.035272	16.17	509.81	163.73	1.08
Reach-1	155591	100_year_Existin	4100.00	7189.68	7198.30	7198.30	7199.91	0.035208	17.35	649.34	191.48	1.10
Reach-1	155591	500_year_Existin	6600.00	7189.68	7199.74	7199.74	7201.54	0.035899	19.62	981.54	242.32	1.14
Reach-1	155385	2_year_Existing	45.00	7180.00	7180.71	7180.71	7180.98	0.044840	4.15	10.84	20.14	1.00
Reach-1	155385	5_year_Existing	390.00	7180.00	7181.73	7182.26	7183.46	0.092046	10.58	37.38	30.76	1.65
Reach-1	155385	10_year_Existing	860.00	7180.00	7182.64	7183.42	7185.27	0.074872	13.11	68.89	37.56	1.61
Reach-1	155385	25_year_Existing	2200.00	7180.00	7184.58	7185.62	7188.69	0.050010	16.66	154.52	51.55	1.47
Reach-1	155385	50_year_Existing	3100.00	7180.00	7185.73	7187.62	7190.30	0.040856	17.80	219.19	63.66	1.38
Reach-1	155385	100_year_Existin	4100.00	7180.00	7186.65	7188.24	7191.51	0.036905	18.88	392.16	277.24	1.35
Reach-1	155385	500_year_Existin	6600.00	7180.00	7187.70	7189.29	7192.90	0.038218	21.38	708.14	316.61	1.41
Reach-1	155049	2_year_Existing	45.00	7166.00	7166.76	7166.83	7166.92	0.020166	2.98	15.09	25.28	0.68
Reach-1	155049	5_year_Existing	390.00	7166.00	7168.09	7168.06	7168.80	0.030656	6.80	57.63	40.03	0.98
Reach-1	155049	10_year_Existing	860.00	7166.00	7169.04	7169.12	7170.29	0.028234	9.05	102.37	53.74	1.02
Reach-1	155049	25_year_Existing	2200.00	7166.00	7170.34	7171.33	7173.31	0.040245	14.32	229.27	204.39	1.30
Reach-1	155049	50_year_Existing	3100.00	7166.00	7170.71	7172.06	7174.78	0.051589	17.27	308.32	221.67	1.50
Reach-1	155049	100_year_Existin	4100.00	7166.00	7171.09	7172.60	7176.02	0.059213	19.61	395.31	239.24	1.63
Reach-1	155049	500_year_Existin	6600.00	7166.00	7172.09	7173.67	7177.40	0.056645	21.94	658.90	281.75	1.65
Reach-1	154616	2_year_Existing	45.00	7154.00	7155.27	7155.21	7155.56	0.034885	4.33	10.38	14.81	0.91
Reach-1	154616	5_year_Existing	390.00	7154.00	7156.90	7156.90	7157.51	0.022318	7.01	95.58	85.20	0.87
Reach-1	154616	10_year_Existing	860.00	7154.00	7157.67	7157.67	7158.70	0.028022	9.72	164.16	94.65	1.03
Reach-1	154616	25_year_Existing	2200.00	7154.00	7159.45	7159.45	7160.67	0.021501	11.85	430.22	189.32	0.98
Reach-1	154616	50_year_Existing	3100.00	7154.00	7159.86	7159.86	7161.62	0.028692	14.50	502.46	177.54	1.15
Reach-1	154616	100_year_Existin	4100.00	7154.00	7159.99	7159.99	7162.80	0.044910	18.45	524.63	179.99	1.44
Reach-1	154616	500_year_Existin	6600.00	7154.00	7162.46	7162.57	7163.84	0.017204	14.88	1384.90	422.78	0.95
Reach-1	154203	2_year_Existing	45.00	7138.25	7138.98	7138.98	7139.29	0.044799	4.48	10.04	16.46	1.01
Reach-1	154203	5_year_Existing	390.00	7138.25	7140.28	7140.76	7141.95	0.075152	10.38	37.61	26.10	1.51
Reach-1	154203	10_year_Existing	860.00	7138.25	7141.51	7142.39	7143.72	0.047842	12.04	76.89	40.14	1.32
Reach-1	154203	25_year_Existing	2200.00	7138.25	7142.98	7144.33	7147.03	0.054145	17.30	212.03	135.47	1.51
Reach-1	154203	50_year_Existing	3100.00	7138.25	7143.94	7145.21	7147.48	0.040451	17.22	351.97	162.53	1.35
Reach-1	154203	100_year_Existin	4100.00	7138.25	7144.95	7145.92	7147.87	0.029662	16.64	547.16	226.70	1.19
Reach-1	154203	500_year_Existin	6600.00	7138.25	7145.25	7147.12	7151.32	0.059857	24.43	618.73	245.11	1.71
Reach-1	153777	2_year_Existing	45.00	7126.00	7126.84	7126.84	7126.94	0.016215	2.54	17.72	32.14	0.60
Reach-1	153777	5_year_Existing	390.00	7126.00	7128.05	7127.89	7128.52	0.019659	5.57	81.85	99.47	0.79
Reach-1	153777	10_year_Existing	860.00	7126.00	7128.75	7128.74	7129.53	0.022132	7.57	156.81	112.53	0.89
Reach-1	153777	25_year_Existing	2200.00	7126.00	7129.97	7129.97	7131.43	0.026066	10.97	304.44	129.54	1.04
Reach-1	153777	50_year_Existing	3100.00	7126.00	7130.49	7131.01	7132.41	0.029347	12.79	404.87	242.83	1.13
Reach-1	153777	100_year_Existin	4100.00	7126.00	7130.75	7131.58	7133.40	0.038778	15.31	466.89	245.96	1.31
Reach-1	153777	500_year_Existin	6600.00	7126.00	7132.24	7132.65	7134.43	0.025016	15.04	848.09	262.58	1.11

HEC-RAS Plan: UMC Existing River: Monument Creek Reach: Reach-1 (Continued)

Reach	River Sta	Profile	Q Total	Min Ch El	W.S. Elev	Crit W.S.	E.G. Elev	E.G. Slope	Vel Chnl	Flow Area	Top Width	Froude # Chl
			(cfs)	(ft)	(ft)	(ft)	(ft)	(ft/ft)	(ft/s)	(sq ft)	(ft)	
Reach-1	153312	2_year_Existing	45.00	7114.00	7114.63	7114.63	7114.87	0.047959	3.97	11.35	23.78	1.01
Reach-1	153312	5_year_Existing	390.00	7114.00	7116.00	7116.00	7116.63	0.034490	6.40	60.92	46.52	1.01
Reach-1	153312	10_year_Existing	860.00	7114.00	7116.89	7116.89	7117.84	0.028745	7.83	113.12	72.79	0.99
Reach-1	153312	25_year_Existing	2200.00	7114.00	7118.46	7118.59	7120.04	0.023021	10.40	274.22	133.60	0.98
Reach-1	153312	50_year_Existing	3100.00	7114.00	7119.30	7119.49	7121.07	0.020440	11.29	404.90	180.52	0.95
Reach-1	153312	100_year_Existin	4100.00	7114.00	7120.25	7120.35	7121.93	0.015936	11.38	602.52	227.97	0.87
Reach-1	153312	500_year_Existin	6600.00	7114.00	7123.73	7121.63	7124.52	0.004711	8.66	1473.51	285.54	0.51
Reach-1	153196	2_year_Existing	45.00	7108.69	7110.74	7109.88	7110.80	0.003883	1.87	24.08	23.19	0.32
Reach-1	153196	5_year_Existing	390.00	7108.69	7113.14	7111.80	7113.41	0.005503	4.21	92.61	33.40	0.45
Reach-1	153196	10_year_Existing	860.00	7108.69	7115.04	7113.10	7115.47	0.005242	5.27	163.88	46.58	0.46
Reach-1	153196	25_year_Existing	2200.00	7108.69	7117.58	7115.59	7118.32	0.005309	7.30	469.40	162.26	0.50
Reach-1	153196	50_year_Existing	3100.00	7108.69	7118.76	7117.10	7119.60	0.005233	8.09	693.90	185.29	0.51
Reach-1	153196	100_year_Existin	4100.00	7108.69	7119.43	7118.01	7120.54	0.006380	9.45	824.17	198.58	0.57
Reach-1	153196	500_year_Existin	6600.00	7108.69	7123.30	7119.76	7124.06	0.003184	8.58	1738.32	270.22	0.43
Reach-1	153162	Bridge										
Reach-1	153131	2_year_Existing	45.00	7107.72	7109.35	7108.90	7109.47	0.009334	2.79	16.13	16.45	0.50
Reach-1	153131	5_year_Existing	390.00	7107.72	7111.14	7110.81	7111.79	0.019046	6.46	60.37	29.37	0.79
Reach-1	153131	10_year_Existing	860.00	7107.72	7112.16	7112.16	7113.51	0.026995	9.31	92.33	33.37	0.99
Reach-1	153131	25_year_Existing	2200.00	7107.72	7115.17	7115.17	7116.72	0.014323	10.18	272.86	140.08	0.79
Reach-1	153131	50_year_Existing	3100.00	7107.72	7116.18	7116.18	7117.81	0.013036	10.94	421.04	154.85	0.78
Reach-1	153131	100_year_Existin	4100.00	7107.72	7116.98	7116.98	7118.79	0.013138	11.91	550.35	169.45	0.80
Reach-1	153131	500_year_Existin	6600.00	7107.72	7117.27	7118.52	7121.30	0.028210	17.94	600.83	175.19	1.17
Reach-1	152967	2_year_Existing	45.00	7106.00	7106.21	7106.21	7106.31	0.059501	2.52	17.82	88.70	0.98
Reach-1	152967	5_year_Existing	390.00	7106.00	7106.85	7106.85	7107.22	0.041417	4.93	79.18	107.61	1.01
Reach-1	152967	10_year_Existing	860.00	7106.00	7107.41	7107.38	7107.96	0.032521	5.97	144.34	124.95	0.97
Reach-1	152967	25_year_Existing	2200.00	7106.00	7107.49	7108.39	7110.82	0.167055	14.19	155.49	127.50	2.22
Reach-1	152967	50_year_Existing	3100.00	7106.00	7107.78	7108.93	7111.86	0.165726	16.22	193.75	135.88	2.29
Reach-1	152967	100_year_Existin	4100.00	7106.00	7108.13	7109.45	7112.83	0.146800	17.46	242.48	144.67	2.23
Reach-1	152967	500_year_Existin	6600.00	7106.00	7109.22	7110.60	7113.84	0.080172	17.47	407.59	157.52	1.78
Reach-1	152554	2_year_Existing	63.00	7094.26	7095.54	7095.21	7095.67	0.012411	2.89	21.78	26.34	0.56
Reach-1	152554	5_year_Existing	520.00	7094.26	7097.33	7096.96	7097.80	0.015948	5.57	103.39	72.92	0.73
Reach-1	152554	10_year_Existing	1100.00	7094.26	7098.15	7098.15	7098.87	0.016918	7.30	227.18	203.56	0.79
Reach-1	152554	25_year_Existing	2900.00	7094.26	7099.47	7099.47	7100.56	0.018300	9.97	514.60	230.27	0.86
Reach-1	152554	50_year_Existing	4100.00	7094.26	7100.05	7100.05	7101.39	0.019822	11.37	651.19	239.20	0.94
Reach-1	152554	100_year_Existin	5300.00	7094.26	7100.58	7100.58	7102.11	0.020412	12.43	780.31	247.36	0.97
Reach-1	152554	500_year_Existin	8500.00	7094.26	7101.73	7101.73	7103.78	0.022305	14.88	1076.00	272.03	1.05
Reach-1	152050	2_year_Existing	63.00	7084.00	7084.64	7084.64	7084.92	0.044674	4.26	14.80	26.42	1.00
Reach-1	152050	5_year_Existing	520.00	7084.00	7086.25	7086.25	7087.10	0.029382	7.38	72.17	54.69	0.98
Reach-1	152050	10_year_Existing	1100.00	7084.00	7087.26	7087.38	7088.49	0.025331	9.26	158.14	118.60	0.98
Reach-1	152050	25_year_Existing	2900.00	7084.00	7088.75	7088.99	7090.26	0.022783	11.71	469.18	229.20	1.00
Reach-1	152050	50_year_Existing	4100.00	7084.00	7089.50	7089.89	7091.06	0.021075	12.55	693.95	367.53	0.99
Reach-1	152050	100_year_Existin	5300.00	7084.00	7089.98	7090.32	7091.61	0.021233	13.38	869.00	370.11	1.01
Reach-1	152050	500_year_Existin	8500.00	7084.00	7091.05	7091.25	7092.82	0.020899	14.95	1267.71	376.03	1.03
Reach-1	151553	2_year_Existing	63.00	7072.00	7073.15	7072.87	7073.28	0.012973	2.81	22.45	30.10	0.57
Reach-1	151553	5_year_Existing	520.00	7072.00	7074.92	7074.49	7075.52	0.013667	6.35	95.42	51.50	0.71
Reach-1	151553	10_year_Existing	1100.00	7072.00	7075.99	7075.72	7077.12	0.016905	8.96	157.81	66.30	0.84
Reach-1	151553	25_year_Existing	2900.00	7072.00	7078.09	7078.40	7080.07	0.018379	12.74	378.52	152.18	0.94
Reach-1	151553	50_year_Existing	4100.00	7072.00	7079.05	7079.47	7081.26	0.018195	14.07	549.51	200.90	0.96
Reach-1	151553	100_year_Existin	5300.00	7072.00	7079.91	7080.34	7082.17	0.016898	14.72	740.58	238.28	0.95
Reach-1	151553	500_year_Existin	8500.00	7072.00	7081.64	7081.81	7083.95	0.015267	16.07	1186.50	269.83	0.93
Reach-1	151046	2_year_Existing	63.00	7064.00	7065.03	7064.86	7065.21	0.019997	3.33	19.18	28.50	0.70
Reach-1	151046	5_year_Existing	520.00	7064.00	7066.72	7066.52	7067.45	0.018633	7.19	92.76	59.97	0.82
Reach-1	151046	10_year_Existing	1100.00	7064.00	7067.99	7067.88	7068.92	0.015229	8.65	209.97	143.34	0.80
Reach-1	151046	25_year_Existing	2900.00	7064.00	7069.67	7069.94	7070.97	0.016782	11.69	603.28	326.15	0.89
Reach-1	151046	50_year_Existing	4100.00	7064.00	7070.38	7070.50	7071.65	0.016188	12.47	838.49	343.73	0.90
Reach-1	151046	100_year_Existin	5300.00	7064.00	7070.90	7070.96	7072.25	0.016415	13.30	1026.96	350.81	0.92
Reach-1	151046	500_year_Existin	8500.00	7064.00	7071.42	7071.97	7073.77	0.027564	18.13	1209.39	355.47	1.20
Reach-1	150574	2_year_Existing	63.00	7056.00	7057.35	7057.01	7057.51	0.013542	3.21	19.60	21.39	0.59
Reach-1	150574	5_year_Existing	520.00	7056.00	7058.75	7058.68	7059.12	0.016352	5.93	168.80	175.80	0.74
Reach-1	150574	10_year_Existing	1100.00	7056.00	7059.25		7059.89	0.024251	8.37	266.89	249.04	0.93
Reach-1	150574	25_year_Existing	2900.00	7056.00	7060.29	7060.33	7061.13	0.025719	10.89	581.62	313.32	1.02
Reach-1	150574	50_year_Existing	4100.00	7056.00	7060.74	7060.74	7061.74	0.027698	12.23	722.51	317.38	1.06
Reach-1	150574	100_year_Existin	5300.00	7056.00	7061.17	7061.14	7062.27	0.027828	13.12	858.94	321.26	1.10
Reach-1	150574	500_year_Existin	8500.00	7056.00	7062.32	7061.99	7063.54	0.023839	14.17	1234.10	329.07	1.06
Reach-1	150115	2_year_Existing	63.00	7046.00	7046.70	7046.70	7046.95	0.047285	4.04	15.61	31.58	1.01
Reach-1	150115	5_year_Existing	520.00	7046.00	7048.11	7048.11	7048.79	0.032677	6.65	78.70	67.17	1.00
Reach-1	150115	10_year_Existing	1100.00	7046.00	7049.10	7049.10	7049.88	0.019872	7.41	197.47	162.51	0.85
Reach-1	150115	25_year_Existing	2900.00	7046.00	7050.54	7050.63	7051.56	0.017181	9.49	530.68	334.61	0.86
Reach-1	150115	50_year_Existing	4100.00	7046.00	7051.18	7051.22	7052.23	0.016055	10.17	764.20	399.25	0.85
Reach-1	150115	100_year_Existin	5300.00	7046.00	7051.65	7051.65	7052.77	0.015989	10.85	953.82	402.26	0.86

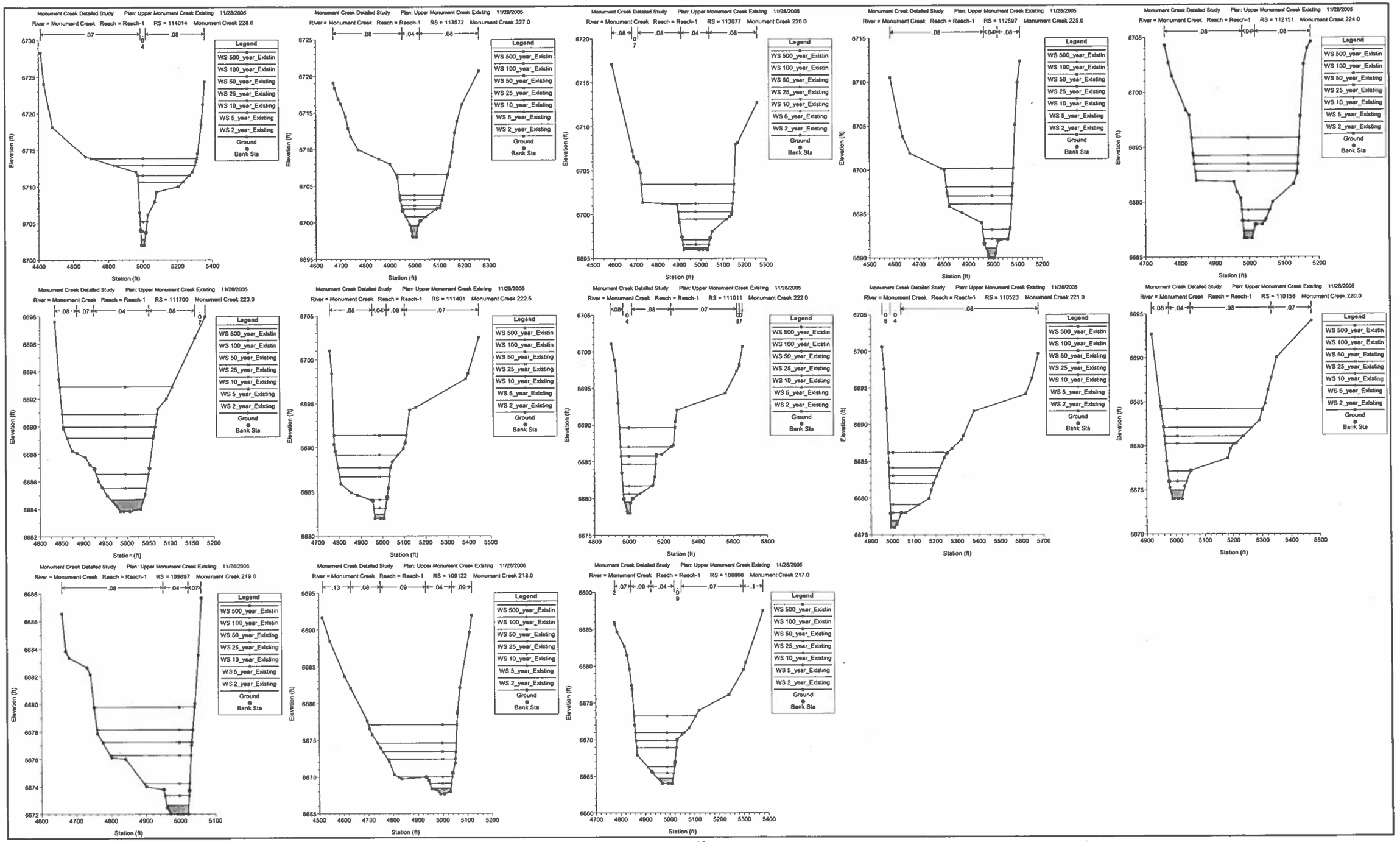
Monument Creek Detailed Study Plan: Upper Monument Creek Existing 11/28/2005
River = Monument Creek Reach = Reach-1 RS = 114014 Monument Creek 228.0
River = Monument Creek Reach = Reach-1 RS = 113572 Monument Creek 227.0
River = Monument Creek Reach = Reach-1 RS = 113077 Monument Creek 226.0
River = Monument Creek Reach = Reach-1 RS = 112597 Monument Creek 225.0
River = Monument Creek Reach = Reach-1 RS = 112151 Monument Creek 224.0
River = Monument Creek Reach = Reach-1 RS = 111700 Monument Creek 223.0
River = Monument Creek Reach = Reach-1 RS = 111401 Monument Creek 222.5
River = Monument Creek Reach = Reach-1 RS = 111011 Monument Creek 222.0
River = Monument Creek Reach = Reach-1 RS = 110523 Monument Creek 221.0
River = Monument Creek Reach = Reach-1 RS = 110158 Monument Creek 220.0
River = Monument Creek Reach = Reach-1 RS = 109697 Monument Creek 219.0
River = Monument Creek Reach = Reach-1 RS = 109122 Monument Creek 218.0
River = Monument Creek Reach = Reach-1 RS = 108806 Monument Creek 217.0
Legend
WS 500_year_Existin
WS 100_year_Existin
WS 50_year_Existing
WS 25_year_Existing
WS 10_year_Existing
WS 5_year_Existing
WS 2_year_Existing
Ground
Bank Sta
Elevation (ft)
Station (ft)

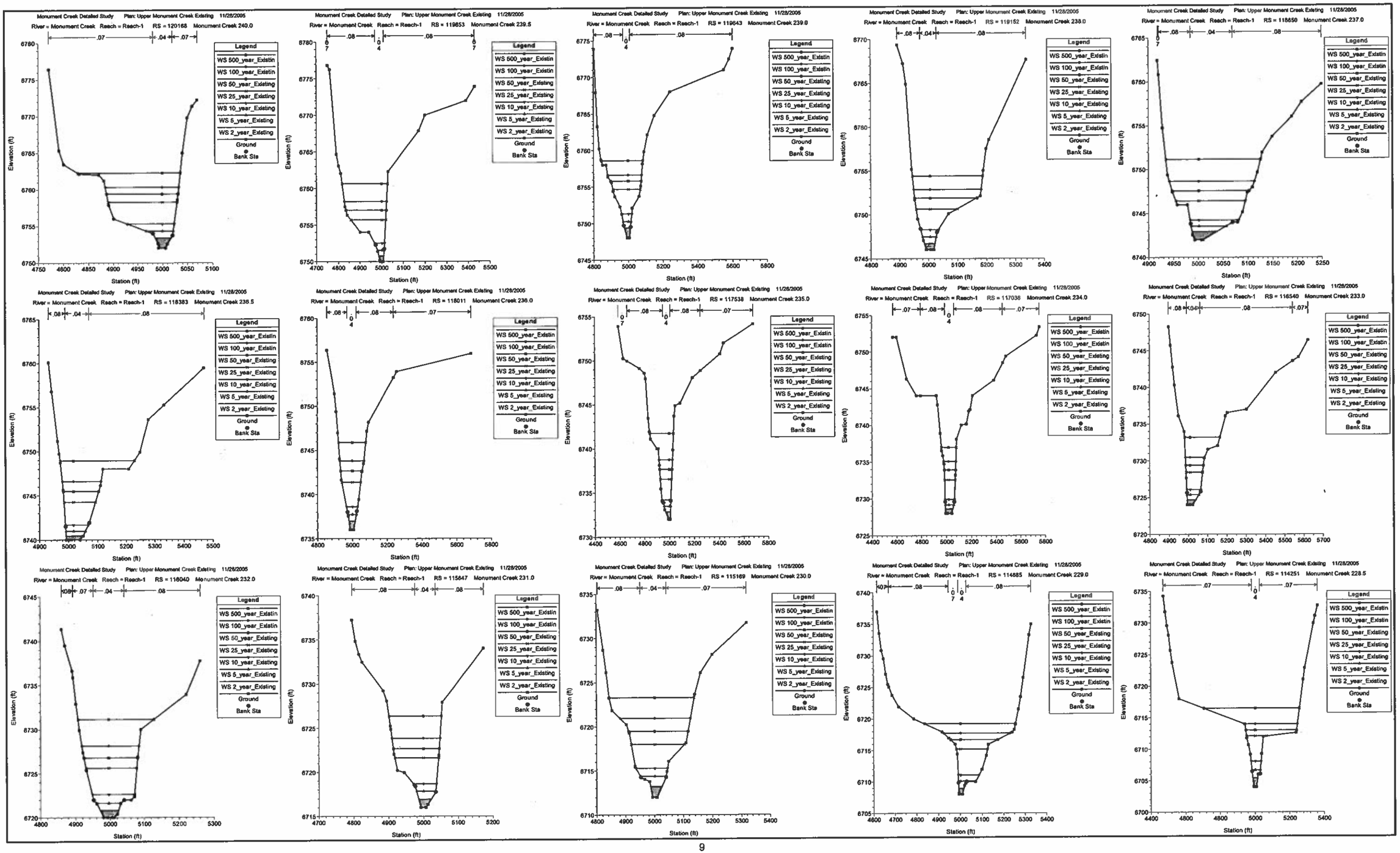
Monument Creek Detailed Study Plan: Upper Monument Creek Existing 11/28/2005
River = Monument Creek Reach = Reach-1 RS = 120168 Monument Creek 240.0
River = Monument Creek Reach = Reach-1 RS = 119853 Monument Creek 239.5
River = Monument Creek Reach = Reach-1 RS = 119643 Monument Creek 239.0
River = Monument Creek Reach = Reach-1 RS = 119152 Monument Creek 238.0
River = Monument Creek Reach = Reach-1 RS = 118650 Monument Creek 237.0
River = Monument Creek Reach = Reach-1 RS = 118383 Monument Creek 236.5
River = Monument Creek Reach = Reach-1 RS = 118011 Monument Creek 236.0
River = Monument Creek Reach = Reach-1 RS = 117538 Monument Creek 235.0
River = Monument Creek Reach = Reach-1 RS = 117038 Monument Creek 234.0
River = Monument Creek Reach = Reach-1 RS = 116540 Monument Creek 233.0
River = Monument Creek Reach = Reach-1 RS = 116040 Monument Creek 232.0
River = Monument Creek Reach = Reach-1 RS = 115647 Monument Creek 231.0
River = Monument Creek Reach = Reach-1 RS = 115169 Monument Creek 230.0
River = Monument Creek Reach = Reach-1 RS = 114685 Monument Creek 229.0
River = Monument Creek Reach = Reach-1 RS = 114251 Monument Creek 228.5
Legend
WS 500_year_Existin
WS 100_year_Existin
WS 50_year_Existing
WS 25_year_Existing
WS 10_year_Existing
WS 5_year_Existing
WS 2_year_Existing
Ground
Bank Sta
Elevation (ft)
Station (ft)

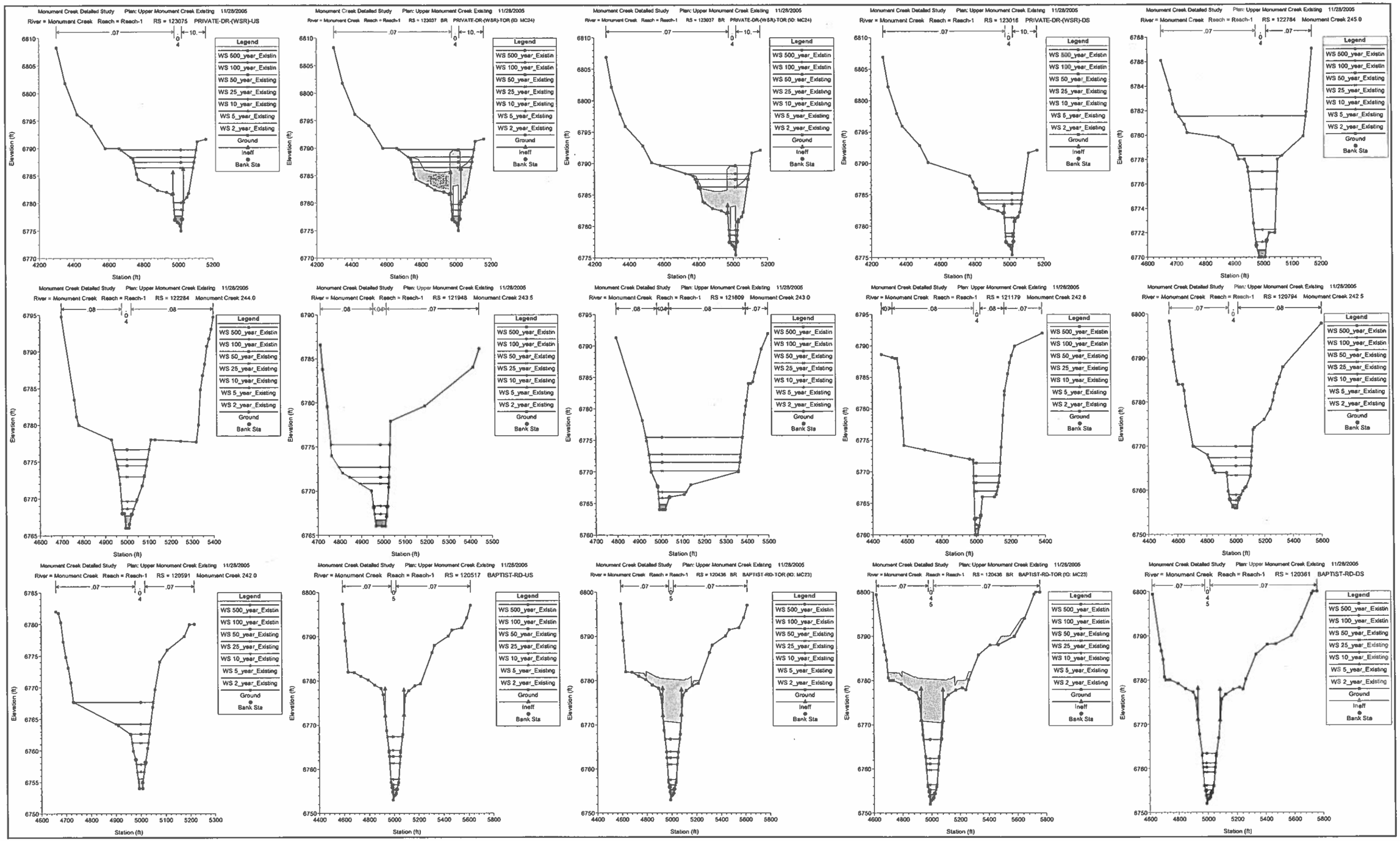
Monument Creek Detailed Study Plan: Upper Monument Creek Existing 11/28/2005
River = Monument Creek Reach = Reach-1 RS = 123075 PRIVATE-DR-(WSR)-US
River = Monument Creek Reach = Reach-1 RS = 123037 BR PRIVATE-DR-(WSR)-TOR (ID: MC24)
River = Monument Creek Reach = Reach-1 RS = 123016 PRIVATE-DR-(WSR)-DS
River = Monument Creek Reach = Reach-1 RS = 122784 Monument Creek 245.0
River = Monument Creek Reach = Reach-1 RS = 122284 Monument Creek 244.0
River = Monument Creek Reach = Reach-1 RS = 121948 Monument Creek 243.5
River = Monument Creek Reach = Reach-1 RS = 121809 Monument Creek 243.0
River = Monument Creek Reach = Reach-1 RS = 121179 Monument Creek 242.8
River = Monument Creek Reach = Reach-1 RS = 120794 Monument Creek 242.5
River = Monument Creek Reach = Reach-1 RS = 120591 Monument Creek 242.0
River = Monument Creek Reach = Reach-1 RS = 120517 BAPTIST-RD-US
River = Monument Creek Reach = Reach-1 RS = 120436 BR BAPTIST-RD-TOR (ID: MC23)
River = Monument Creek Reach = Reach-1 RS = 120436 BR BAPTIST-RD-TOR (ID: MC23)
River = Monument Creek Reach = Reach-1 RS = 120361 BAPTIST-RD-DS
Legend
WS 500_year_Existin
WS 100_year_Existin
WS 50_year_Existing
WS 25_year_Existing
WS 10_year_Existing
WS 5_year_Existing
WS 2_year_Existing
Ground
Ineff
Bank Sta
Elevation (ft)
Station (ft)

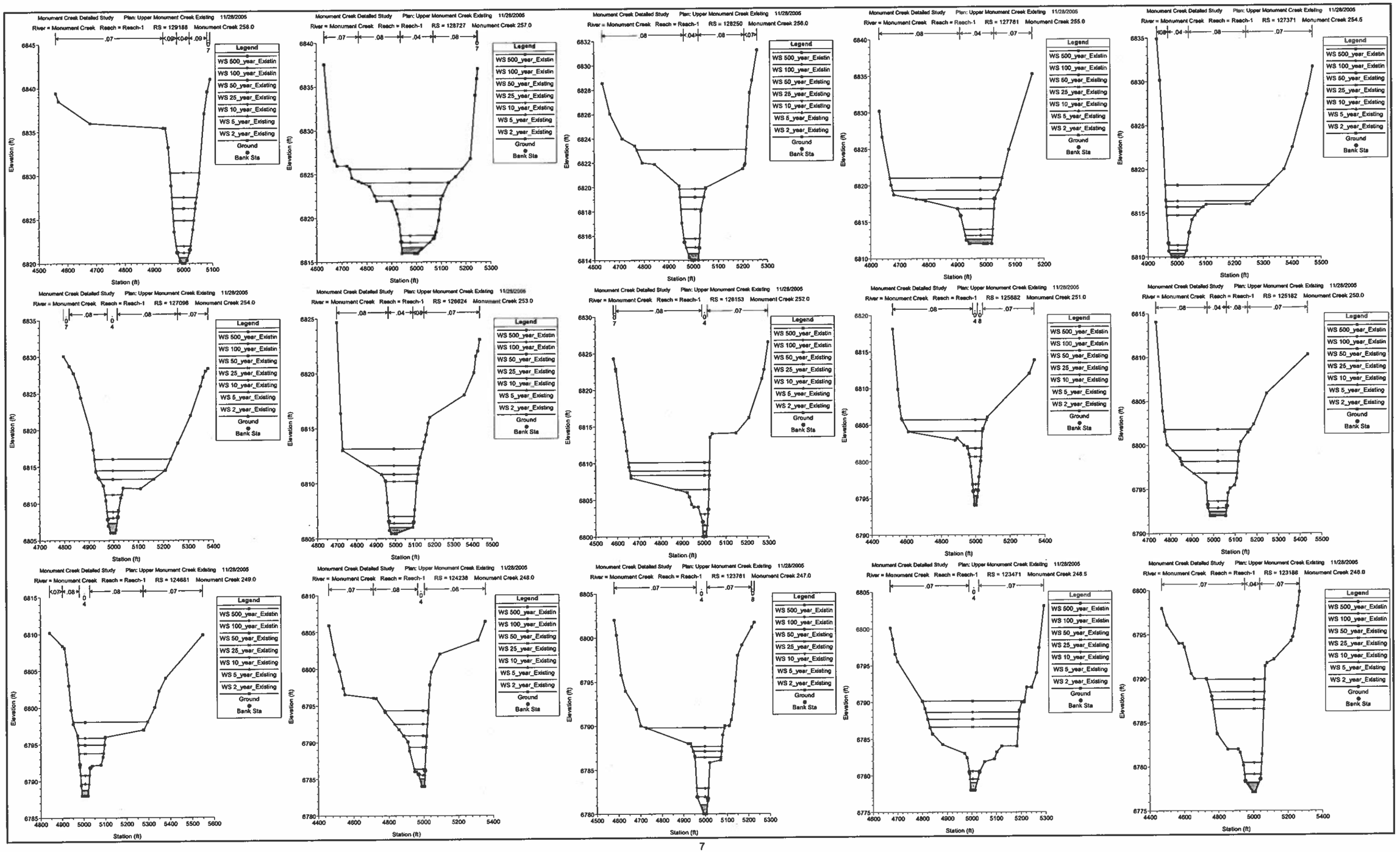
Monument Creek Detailed Study Plan: Upper Monument Creek Existing 11/28/2005
River = Monument Creek Reach = Reach-1 RS = 129188 Monument Creek 258.0
River = Monument Creek Reach = Reach-1 RS = 128727 Monument Creek 257.0
River = Monument Creek Reach = Reach-1 RS = 128250 Monument Creek 256.0
River = Monument Creek Reach = Reach-1 RS = 127781 Monument Creek 255.0
River = Monument Creek Reach = Reach-1 RS = 127371 Monument Creek 254.5
River = Monument Creek Reach = Reach-1 RS = 127096 Monument Creek 254.0
River = Monument Creek Reach = Reach-1 RS = 126624 Monument Creek 253.0
River = Monument Creek Reach = Reach-1 RS = 126153 Monument Creek 252.0
River = Monument Creek Reach = Reach-1 RS = 125682 Monument Creek 251.0
River = Monument Creek Reach = Reach-1 RS = 125182 Monument Creek 250.0
River = Monument Creek Reach = Reach-1 RS = 124681 Monument Creek 249.0
River = Monument Creek Reach = Reach-1 RS = 124238 Monument Creek 248.0
River = Monument Creek Reach = Reach-1 RS = 123781 Monument Creek 247.0
River = Monument Creek Reach = Reach-1 RS = 123471 Monument Creek 246.5
River = Monument Creek Reach = Reach-1 RS = 123188 Monument Creek 246.0
Legend
WS 500_year_Existin
WS 100_year_Existin
WS 50_year_Existing
WS 25_year_Existing
WS 10_year_Existing
WS 5_year_Existing
WS 2_year_Existing
Ground
Bank Sta
Elevation (ft)
Station (ft)

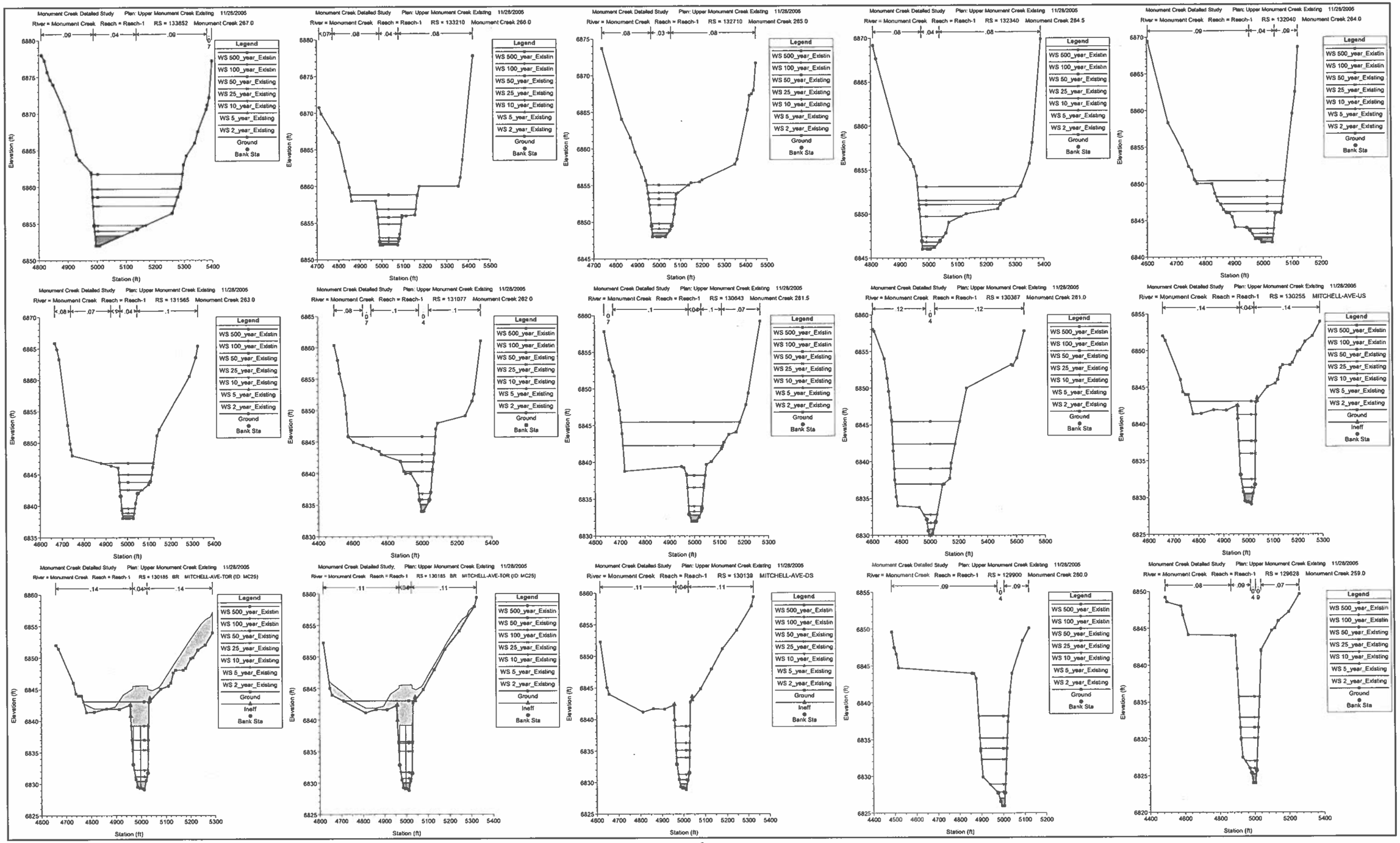
Monument Creek Detailed Study Plan: Upper Monument Creek Existing 11/28/2005
River = Monument Creek Reach = Reach-1 RS = 133852 Monument Creek 267.0
River = Monument Creek Reach = Reach-1 RS = 133210 Monument Creek 266.0
River = Monument Creek Reach = Reach-1 RS = 132710 Monument Creek 265.0
River = Monument Creek Reach = Reach-1 RS = 132340 Monument Creek 264.5
River = Monument Creek Reach = Reach-1 RS = 132040 Monument Creek 264.0
River = Monument Creek Reach = Reach-1 RS = 131565 Monument Creek 263.0
River = Monument Creek Reach = Reach-1 RS = 131077 Monument Creek 262.0
River = Monument Creek Reach = Reach-1 RS = 130643 Monument Creek 261.5
River = Monument Creek Reach = Reach-1 RS = 130367 Monument Creek 261.0
River = Monument Creek Reach = Reach-1 RS = 130255 MITCHELL-AVE-US
River = Monument Creek Reach = Reach-1 RS = 130185 BR MITCHELL-AVE-TOR (ID: MC25)
River = Monument Creek Reach = Reach-1 RS = 130185 BR MITCHELL-AVE-TOR (ID: MC25)
River = Monument Creek Reach = Reach-1 RS = 130139 MITCHELL-AVE-DS
River = Monument Creek Reach = Reach-1 RS = 129900 Monument Creek 260.0
River = Monument Creek Reach = Reach-1 RS = 129628 Monument Creek 259.0
Legend
WS 500_year_Existin
WS 100_year_Existin
WS 50_year_Existing
WS 25_year_Existing
WS 10_year_Existing
WS 5_year_Existing
WS 2_year_Existing
Ground
Ineff
Bank Sta
Elevation (ft)
Station (ft)

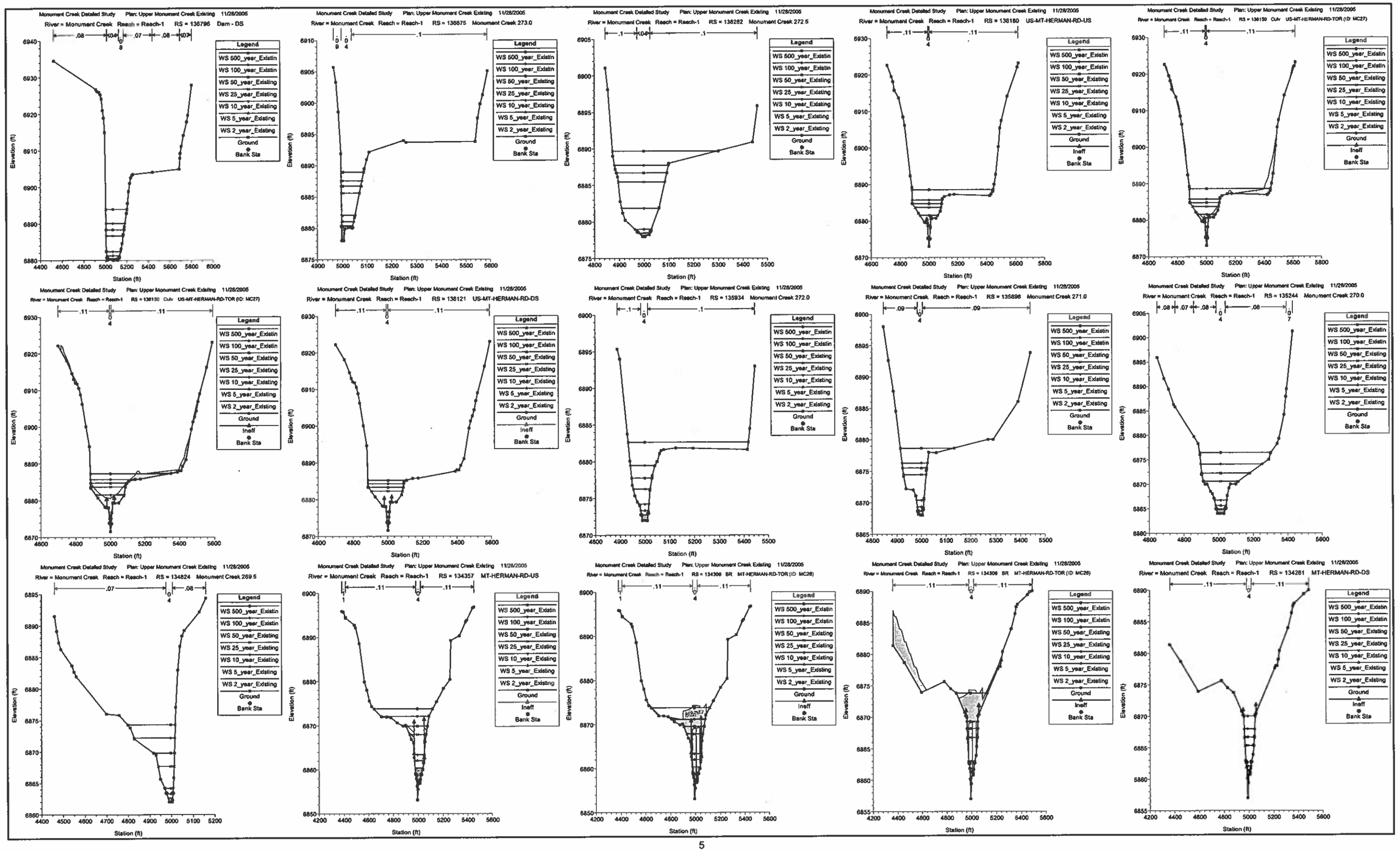
Monument Creek Detailed Study Plan: Upper Monument Creek Existing 11/28/2005
River = Monument Creek Reach = Reach-1 RS = 136796 Dam - DS
River = Monument Creek Reach = Reach-1 RS = 136675 Monument Creek 273.0
River = Monument Creek Reach = Reach-1 RS = 136282 Monument Creek 272.5
River = Monument Creek Reach = Reach-1 RS = 136180 US-MT-HERMAN-RD-US
River = Monument Creek Reach = Reach-1 RS = 136150 Culv US-MT-HERMAN-RD-TOR (ID: MC27)
River = Monument Creek Reach = Reach-1 RS = 136121 US-MT-HERMAN-RD-DS
River = Monument Creek Reach = Reach-1 RS = 135934 Monument Creek 272.0
River = Monument Creek Reach = Reach-1 RS = 135896 Monument Creek 271.0
River = Monument Creek Reach = Reach-1 RS = 135244 Monument Creek 270.0
River = Monument Creek Reach = Reach-1 RS = 134824 Monument Creek 269.5
River = Monument Creek Reach = Reach-1 RS = 134357 MT-HERMAN-RD-US
River = Monument Creek Reach = Reach-1 RS = 134308 BR MT-HERMAN-RD-TOR (ID: MC26)
River = Monument Creek Reach = Reach-1 RS = 134281 MT-HERMAN-RD-DS
Legend
WS 500_year_Existin
WS 100_year_Existin
WS 50_year_Existing
WS 25_year_Existing
WS 10_year_Existing
WS 5_year_Existing
WS 2_year_Existing
Ground
Ineff
Bank Sta
Elevation (ft)
Station (ft)

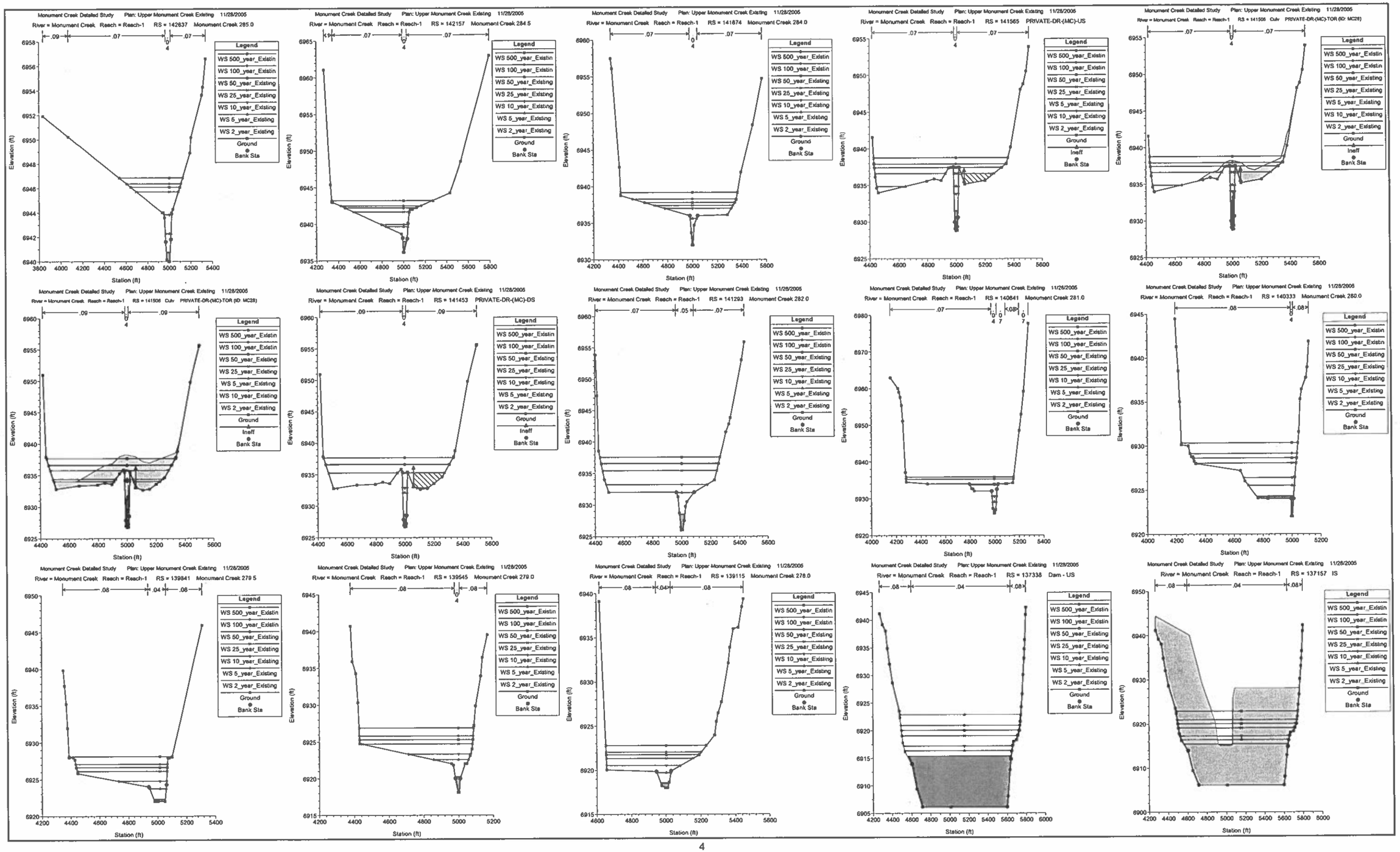
Monument Creek Detailed Study Plan: Upper Monument Creek Existing 11/28/2005
River = Monument Creek Reach = Reach-1 RS = 142637 Monument Creek 285.0
River = Monument Creek Reach = Reach-1 RS = 142157 Monument Creek 284.5
River = Monument Creek Reach = Reach-1 RS = 141874 Monument Creek 284.0
River = Monument Creek Reach = Reach-1 RS = 141565 PRIVATE-DR-(MC)-US
River = Monument Creek Reach = Reach-1 RS = 141506 Culv PRIVATE-DR-(MC)-TOR (ID: MC28)
River = Monument Creek Reach = Reach-1 RS = 141506 Culv PRIVATE-DR-(MC)-TOR (ID: MC28)
River = Monument Creek Reach = Reach-1 RS = 141453 PRIVATE-DR-(MC)-DS
River = Monument Creek Reach = Reach-1 RS = 141293 Monument Creek 282.0
River = Monument Creek Reach = Reach-1 RS = 140841 Monument Creek 281.0
River = Monument Creek Reach = Reach-1 RS = 140333 Monument Creek 280.0
River = Monument Creek Reach = Reach-1 RS = 139841 Monument Creek 279.5
River = Monument Creek Reach = Reach-1 RS = 139545 Monument Creek 279.0
River = Monument Creek Reach = Reach-1 RS = 139115 Monument Creek 278.0
River = Monument Creek Reach = Reach-1 RS = 137338 Dam - US
River = Monument Creek Reach = Reach-1 RS = 137157 IS
Legend
WS 500_year_Existin
WS 100_year_Existin
WS 50_year_Existing
WS 25_year_Existing
WS 10_year_Existing
WS 5_year_Existing
WS 2_year_Existing
Ground
Ineff
Bank Sta
Elevation (ft)
Station (ft)

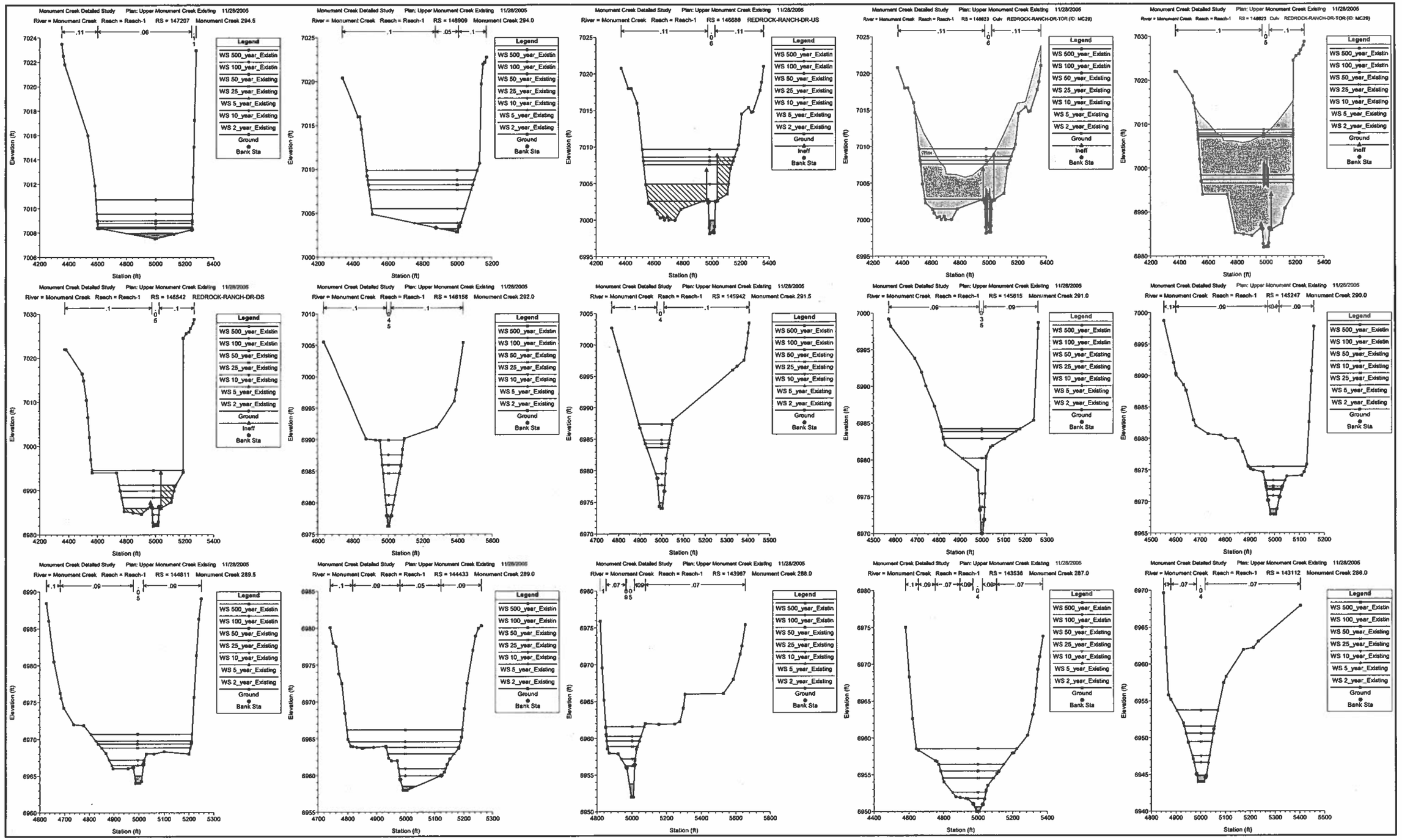
Monument Creek Detailed Study Plan: Upper Monument Creek Existing 11/28/2005
River = Monument Creek Reach = Reach-1 RS = 147207 Monument Creek 294.5
River = Monument Creek Reach = Reach-1 RS = 146909 Monument Creek 294.0
River = Monument Creek Reach = Reach-1 RS = 146588 REDROCK-RANCH-DR-US
River = Monument Creek Reach = Reach-1 RS = 146823 Culv REDROCK-RANCH-DR-TOR (ID: MC29)
River = Monument Creek Reach = Reach-1 RS = 146542 REDROCK-RANCH-DR-DS
River = Monument Creek Reach = Reach-1 RS = 146156 Monument Creek 292.0
River = Monument Creek Reach = Reach-1 RS = 145942 Monument Creek 291.5
River = Monument Creek Reach = Reach-1 RS = 145615 Monument Creek 291.0
River = Monument Creek Reach = Reach-1 RS = 145247 Monument Creek 290.0
River = Monument Creek Reach = Reach-1 RS = 144811 Monument Creek 289.5
River = Monument Creek Reach = Reach-1 RS = 144433 Monument Creek 289.0
River = Monument Creek Reach = Reach-1 RS = 143967 Monument Creek 288.0
River = Monument Creek Reach = Reach-1 RS = 143536 Monument Creek 287.0
River = Monument Creek Reach = Reach-1 RS = 143112 Monument Creek 286.0
Legend
WS 500_year_Existin
WS 100_year_Existin
WS 50_year_Existing
WS 25_year_Existing
WS 10_year_Existing
WS 5_year_Existing
WS 2_year_Existing
Ground
Ineff
Bank Sta
Elevation (ft)
Station (ft)

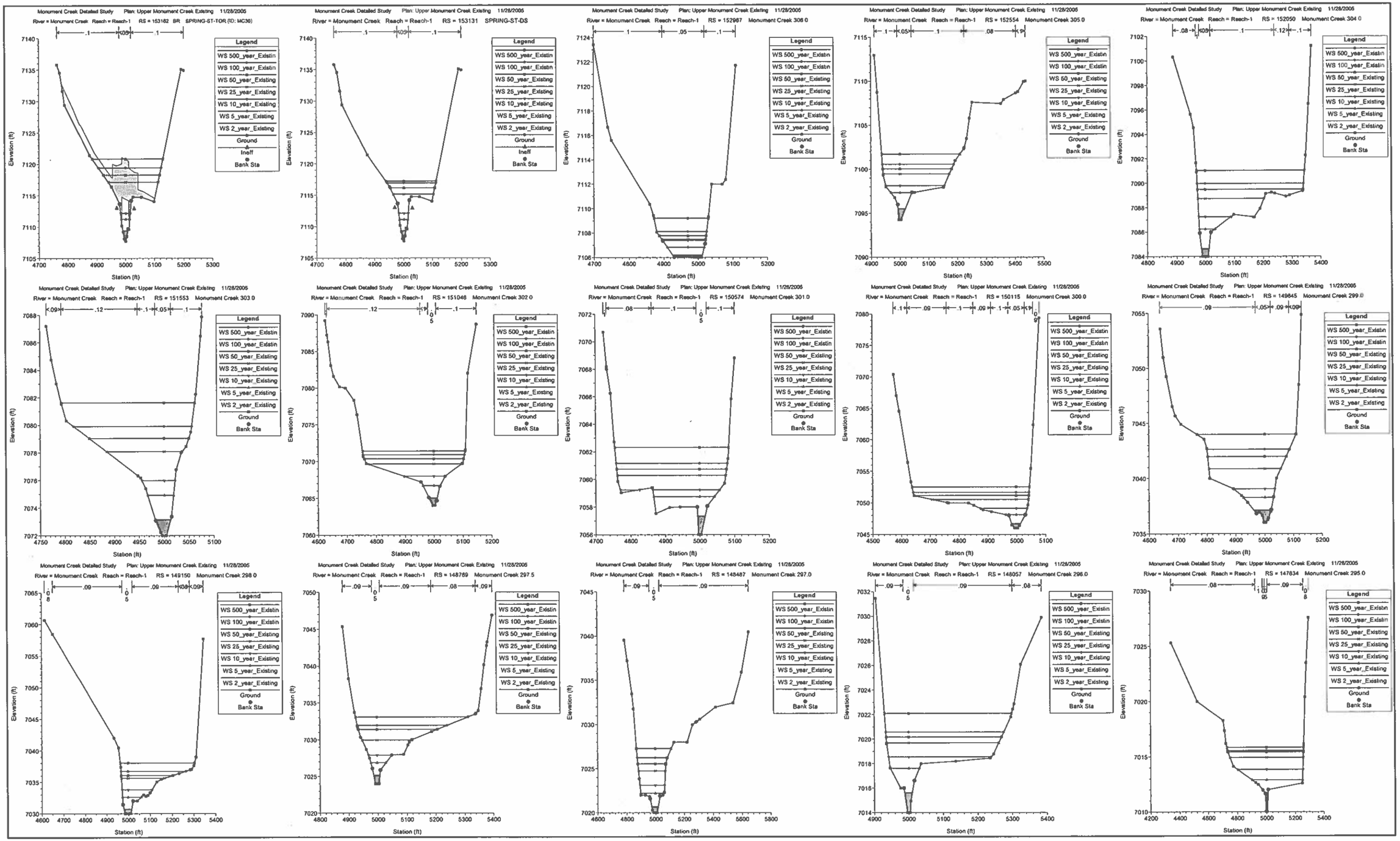
Monument Creek Detailed Study Plan: Upper Monument Creek Existing 11/28/2005
River = Monument Creek Reach = Reach-1 RS = 153182 BR SPRING-ST-TOR (ID: MC30)
River = Monument Creek Reach = Reach-1 RS = 153131 SPRING-ST-DS
River = Monument Creek Reach = Reach-1 RS = 152967 Monument Creek 306.0
River = Monument Creek Reach = Reach-1 RS = 152554 Monument Creek 305.0
River = Monument Creek Reach = Reach-1 RS = 152050 Monument Creek 304.0
River = Monument Creek Reach = Reach-1 RS = 151553 Monument Creek 303.0
River = Monument Creek Reach = Reach-1 RS = 151046 Monument Creek 302.0
River = Monument Creek Reach = Reach-1 RS = 150574 Monument Creek 301.0
River = Monument Creek Reach = Reach-1 RS = 150115 Monument Creek 300.0
River = Monument Creek Reach = Reach-1 RS = 149645 Monument Creek 299.0
River = Monument Creek Reach = Reach-1 RS = 149150 Monument Creek 298.0
River = Monument Creek Reach = Reach-1 RS = 148789 Monument Creek 297.5
River = Monument Creek Reach = Reach-1 RS = 148487 Monument Creek 297.0
River = Monument Creek Reach = Reach-1 RS = 148057 Monument Creek 296.0
River = Monument Creek Reach = Reach-1 RS = 147834 Monument Creek 295.0
Legend
WS 500_year_Existing
WS 100_year_Existing
WS 50_year_Existing
WS 25_year_Existing
WS 10_year_Existing
WS 5_year_Existing
WS 2_year_Existing
Ground
Ineff
Bank Sta
Elevation (ft)
Station (ft)

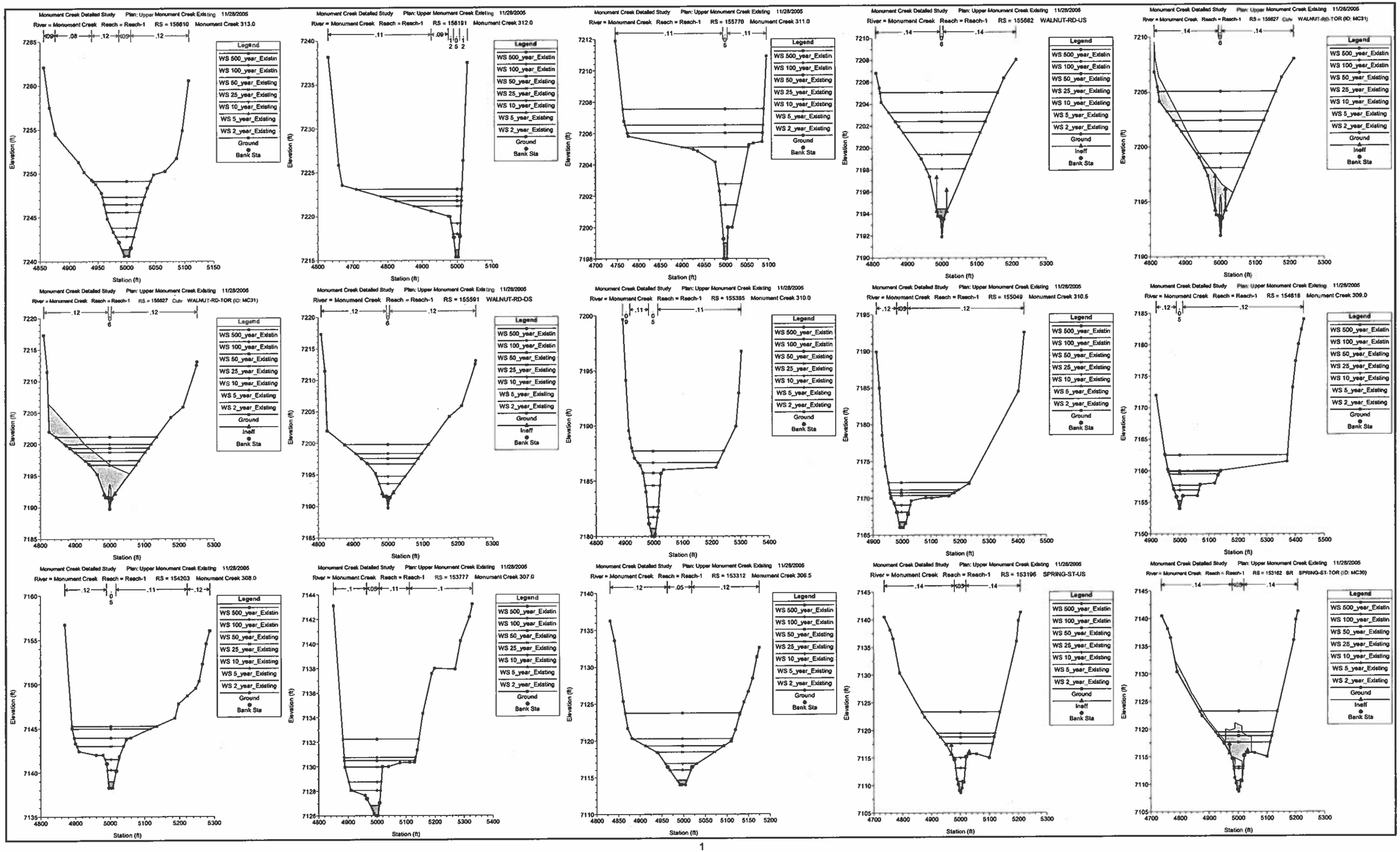
Monument Creek Detailed Study Plan: Upper Monument Creek Existing 11/28/2005
River = Monument Creek Reach = Reach-1 RS = 156610 Monument Creek 313.0
River = Monument Creek Reach = Reach-1 RS = 156191 Monument Creek 312.0
River = Monument Creek Reach = Reach-1 RS = 155770 Monument Creek 311.0
River = Monument Creek Reach = Reach-1 RS = 155682 WALNUT-RD-US
River = Monument Creek Reach = Reach-1 RS = 155627 Culv WALNUT-RD-TOR (ID: MC31)
River = Monument Creek Reach = Reach-1 RS = 155591 WALNUT-RD-DS
River = Monument Creek Reach = Reach-1 RS = 155385 Monument Creek 310.0
River = Monument Creek Reach = Reach-1 RS = 155049 Monument Creek 310.5
River = Monument Creek Reach = Reach-1 RS = 154618 Monument Creek 309.0
River = Monument Creek Reach = Reach-1 RS = 154203 Monument Creek 308.0
River = Monument Creek Reach = Reach-1 RS = 153777 Monument Creek 307.0
River = Monument Creek Reach = Reach-1 RS = 153312 Monument Creek 306.5
River = Monument Creek Reach = Reach-1 RS = 153196 SPRING-ST-US
River = Monument Creek Reach = Reach-1 RS = 153162 BR SPRING-ST-TOR (ID: MC30)
Legend
WS 500_year_Existin
WS 100_year_Existin
WS 50_year_Existing
WS 25_year_Existing
WS 10_year_Existing
WS 5_year_Existing
WS 2_year_Existing
Ground
Ineff
Bank Sta
Elevation (ft)
Station (ft)

Monument Creek Detailed Study Plan: Upper Monument Creek Existing 11/28/2005

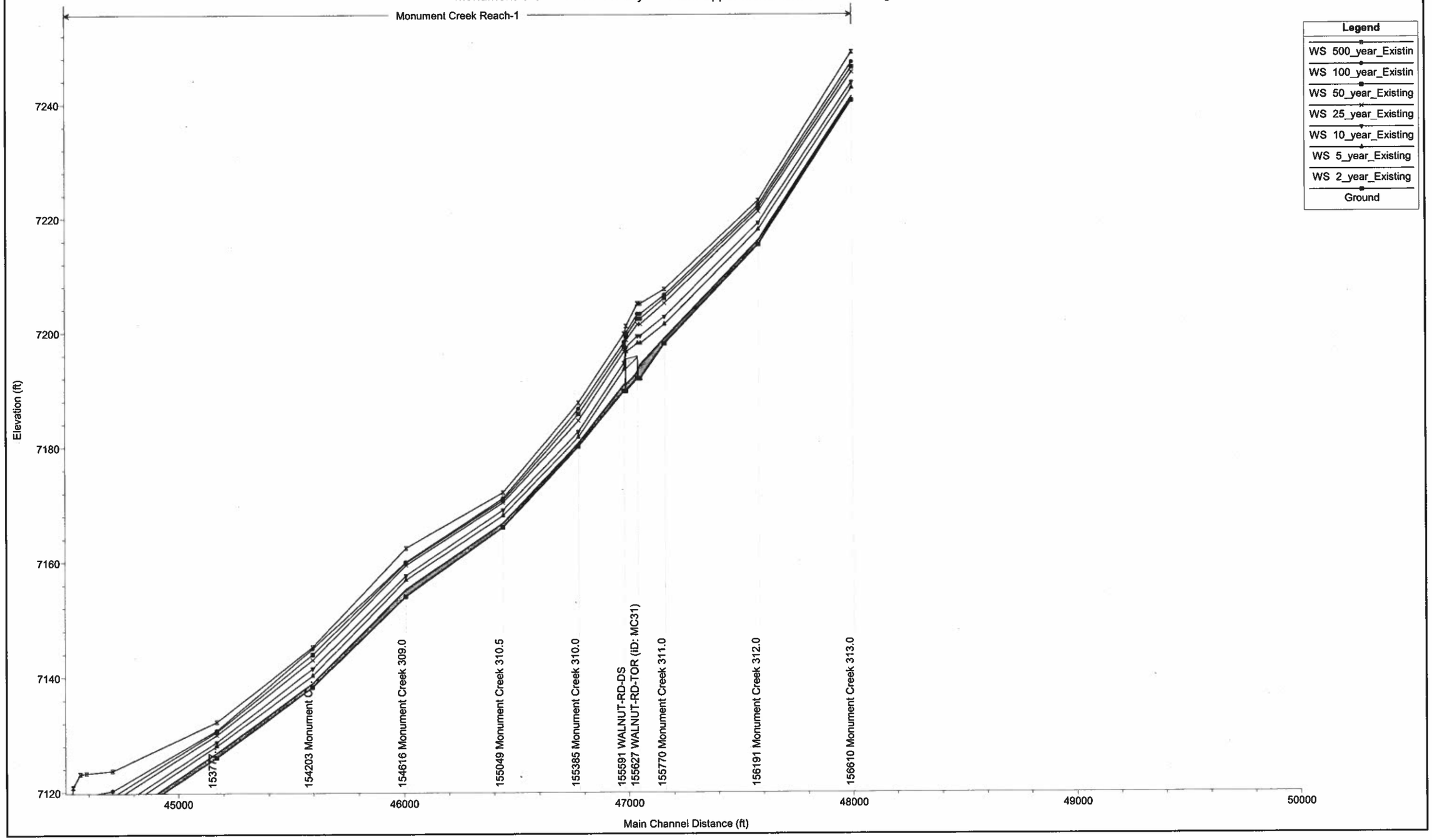

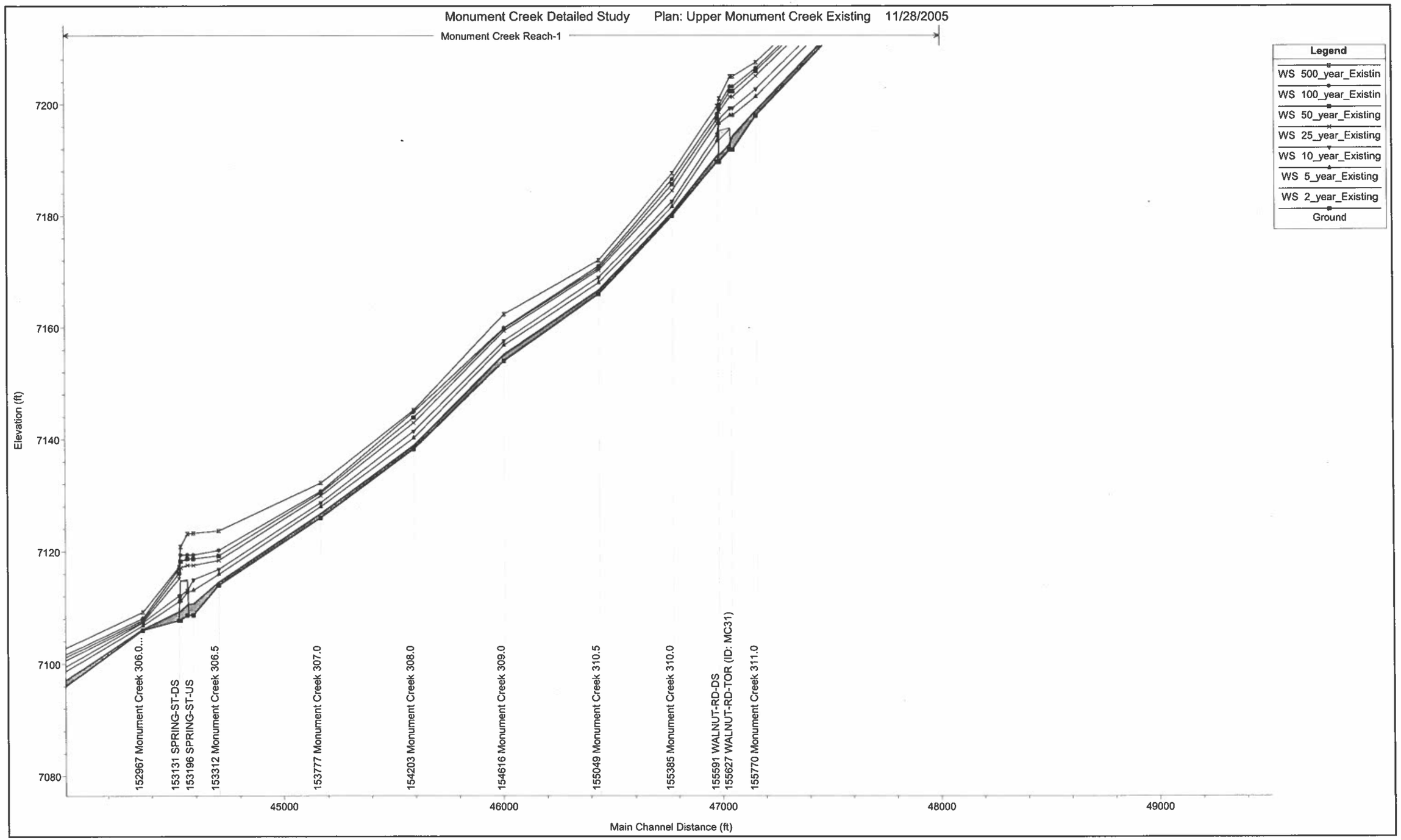
Monument Creek Detailed Study
Plan: Upper Monument Creek Existing 11/28/2005
Monument Creek Reach-1
Legend
WS 500_year_Existin
WS 100_year_Existin
WS 50_year_Existing
WS 25_year_Existing
WS 10_year_Existing
WS 5_year_Existing
WS 2_year_Existing
Ground
Elevation (ft)
7200
7180
7160
7140
7120
7100
7080
152967 Monument Creek 306.0...
153131 SPRING-ST-DS
153196 SPRING-ST-US
153312 Monument Creek 306.5
153777 Monument Creek 307.0
154203 Monument Creek 308.0
154616 Monument Creek 309.0
155049 Monument Creek 310.5
155385 Monument Creek 310.0
155591 WALNUT-RD-DS
155627 WALNUT-RD-TOR (ID: MC31)
155770 Monument Creek 311.0
45000
46000
47000
48000
49000
Main Channel Distance (ft)

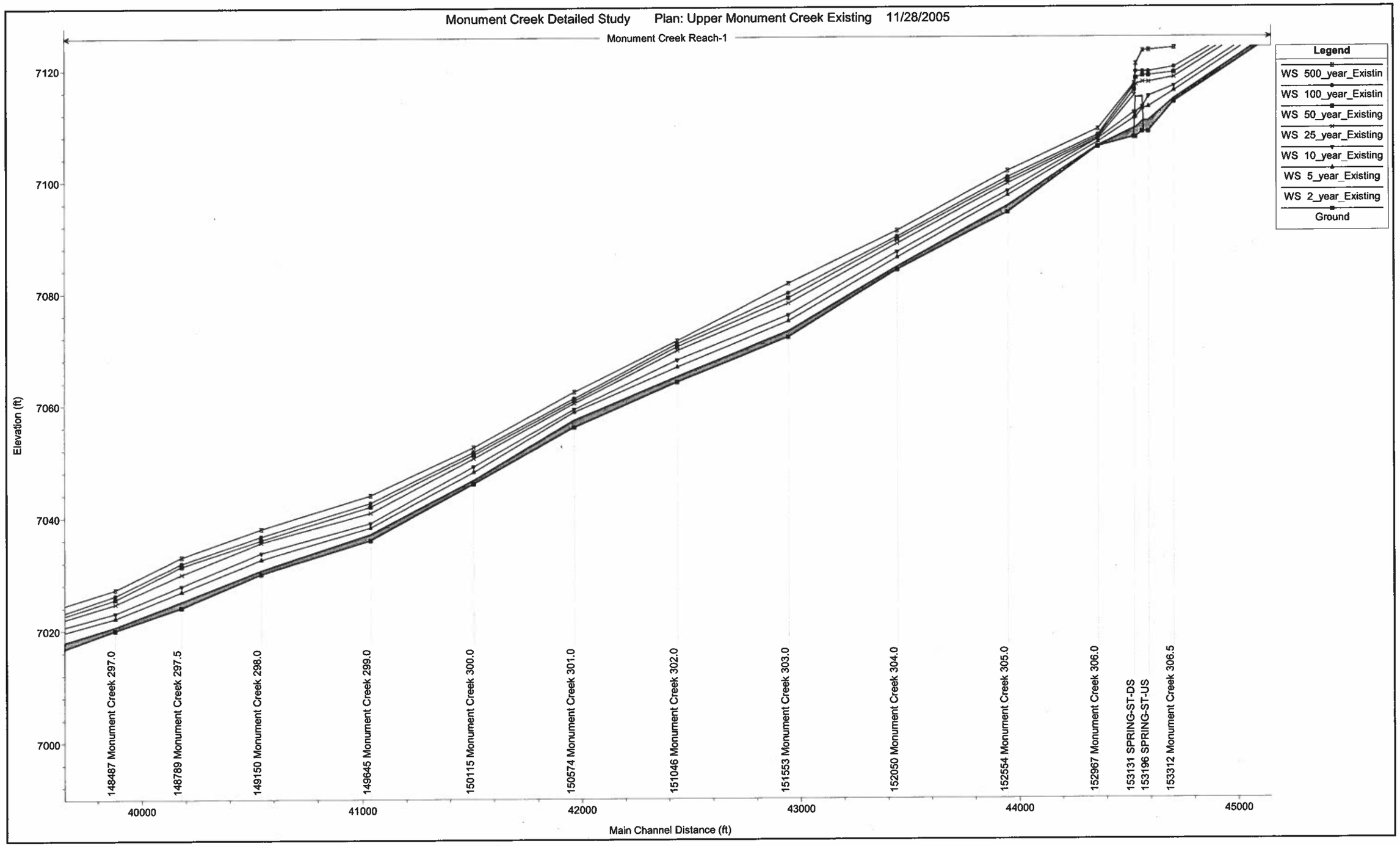
Monument Creek Detailed Study Plan: Upper Monument Creek Existing 11/28/2005
Monument Creek Reach-1
Legend
WS 500_year_Existin
WS 100_year_Existin
WS 50_year_Existing
WS 25_year_Existing
WS 10_year_Existing
WS 5_year_Existing
WS 2_year_Existing
Ground
Elevation (ft)
7120
7100
7080
7060
7040
7020
7000
148487 Monument Creek 297.0
148789 Monument Creek 297.5
149150 Monument Creek 298.0
149645 Monument Creek 299.0
150115 Monument Creek 300.0
150574 Monument Creek 301.0
151046 Monument Creek 302.0
151553 Monument Creek 303.0
152050 Monument Creek 304.0
152554 Monument Creek 305.0
152967 Monument Creek 306.0
153131 SPRING-ST-DS
153196 SPRING-ST-US
153312 Monument Creek 306.5
40000
41000
42000
43000
44000
45000
Main Channel Distance (ft)

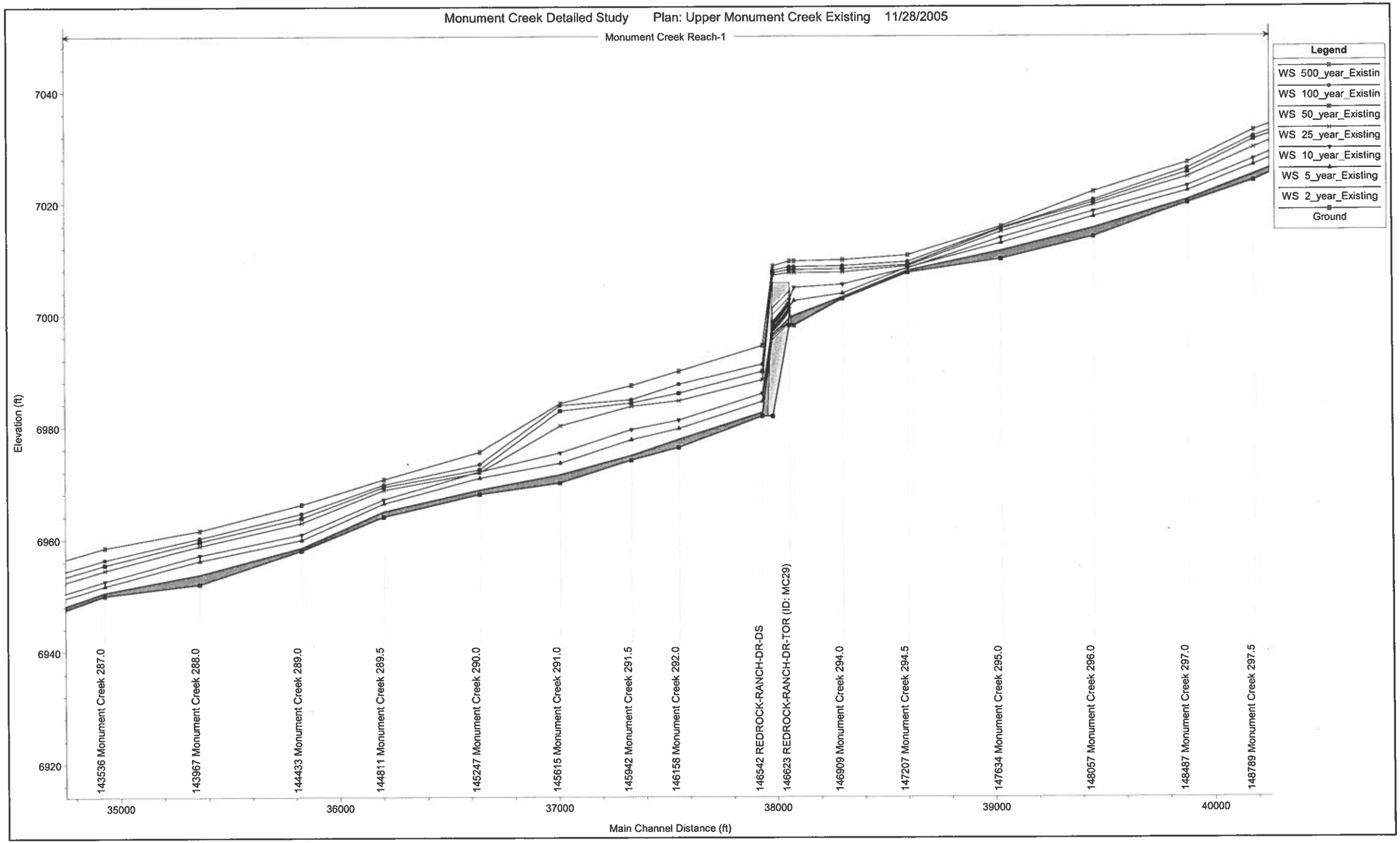
Monument Creek Detailed Study Plan: Upper Monument Creek Existing 11/28/2005
Monument Creek Reach-1
Legend
WS 500_year_Existin
WS 100_year_Existin
WS 50_year_Existing
WS 25_year_Existing
WS 10_year_Existing
WS 5_year_Existing
WS 2_year_Existing
Ground
Elevation (ft)
7040
7020
7000
6980
6960
6940
6920
143536 Monument Creek 287.0
143967 Monument Creek 288.0
144433 Monument Creek 289.0
144811 Monument Creek 289.5
145247 Monument Creek 290.0
145615 Monument Creek 291.0
145942 Monument Creek 291.5
146158 Monument Creek 292.0
146542 REDROCK-RANCH-DR-DS
146623 REDROCK-RANCH-DR-TOR (ID: MC29)
146909 Monument Creek 294.0
147207 Monument Creek 294.5
147634 Monument Creek 295.0
148057 Monument Creek 296.0
148487 Monument Creek 297.0
148789 Monument Creek 297.5
35000
36000
37000
38000
39000
40000
Main Channel Distance (ft)

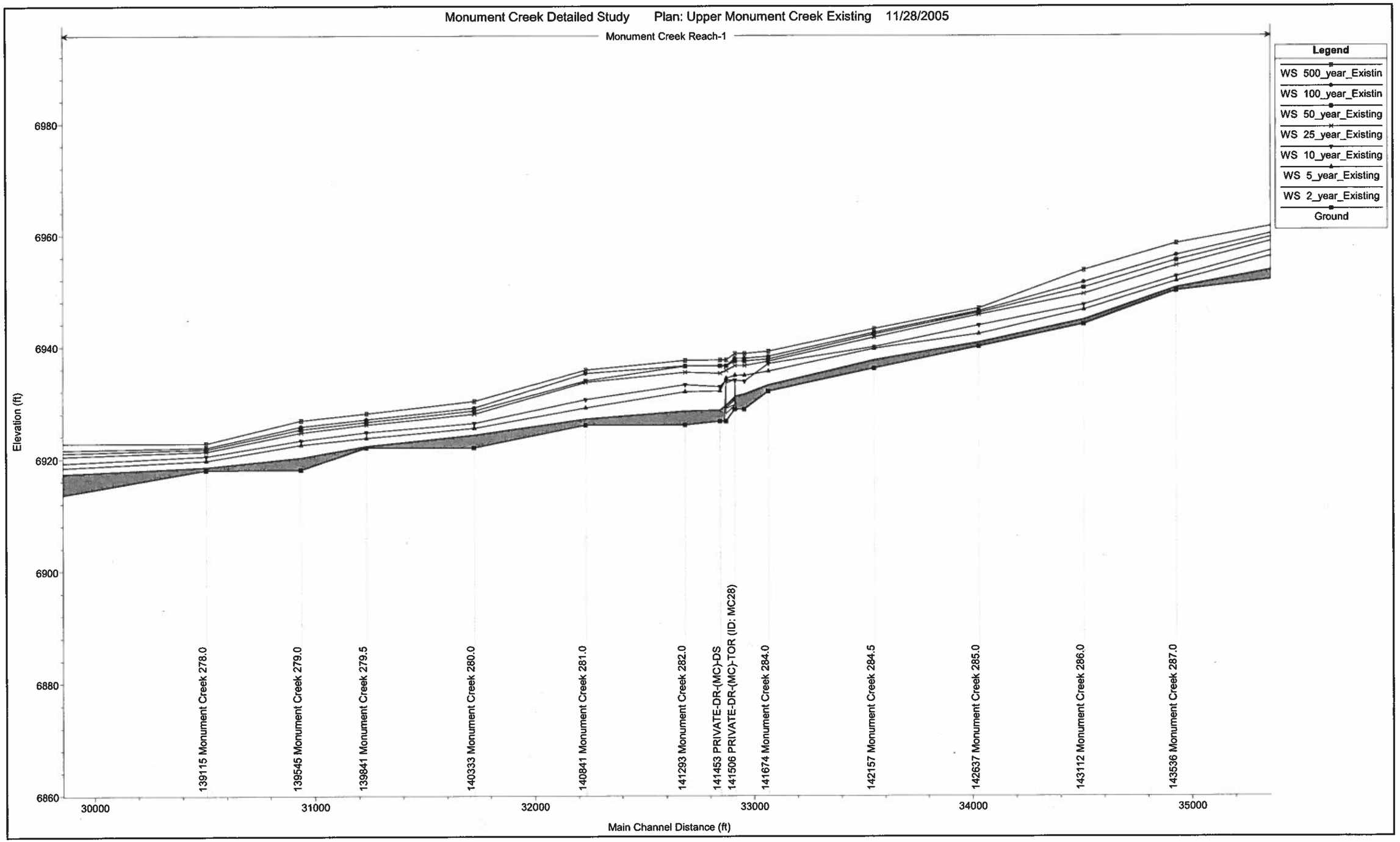
Monument Creek Detailed Study Plan: Upper Monument Creek Existing 11/28/2005
Monument Creek Reach-1
Legend
WS 500_year_Existin
WS 100_year_Existin
WS 50_year_Existing
WS 25_year_Existing
WS 10_year_Existing
WS 5_year_Existing
WS 2_year_Existing
Ground
Elevation (ft)
6980
6960
6940
6920
6900
6880
6860
139115 Monument Creek 278.0
139545 Monument Creek 279.0
139841 Monument Creek 279.5
140333 Monument Creek 280.0
140841 Monument Creek 281.0
141293 Monument Creek 282.0
141453 PRIVATE-DR-(MC)-DS
141508 PRIVATE-DR-(MC)-TOR (ID: MC28)
141674 Monument Creek 284.0
142157 Monument Creek 284.5
142637 Monument Creek 285.0
143112 Monument Creek 286.0
143536 Monument Creek 287.0
30000
31000
32000
33000
34000
35000
Main Channel Distance (ft)

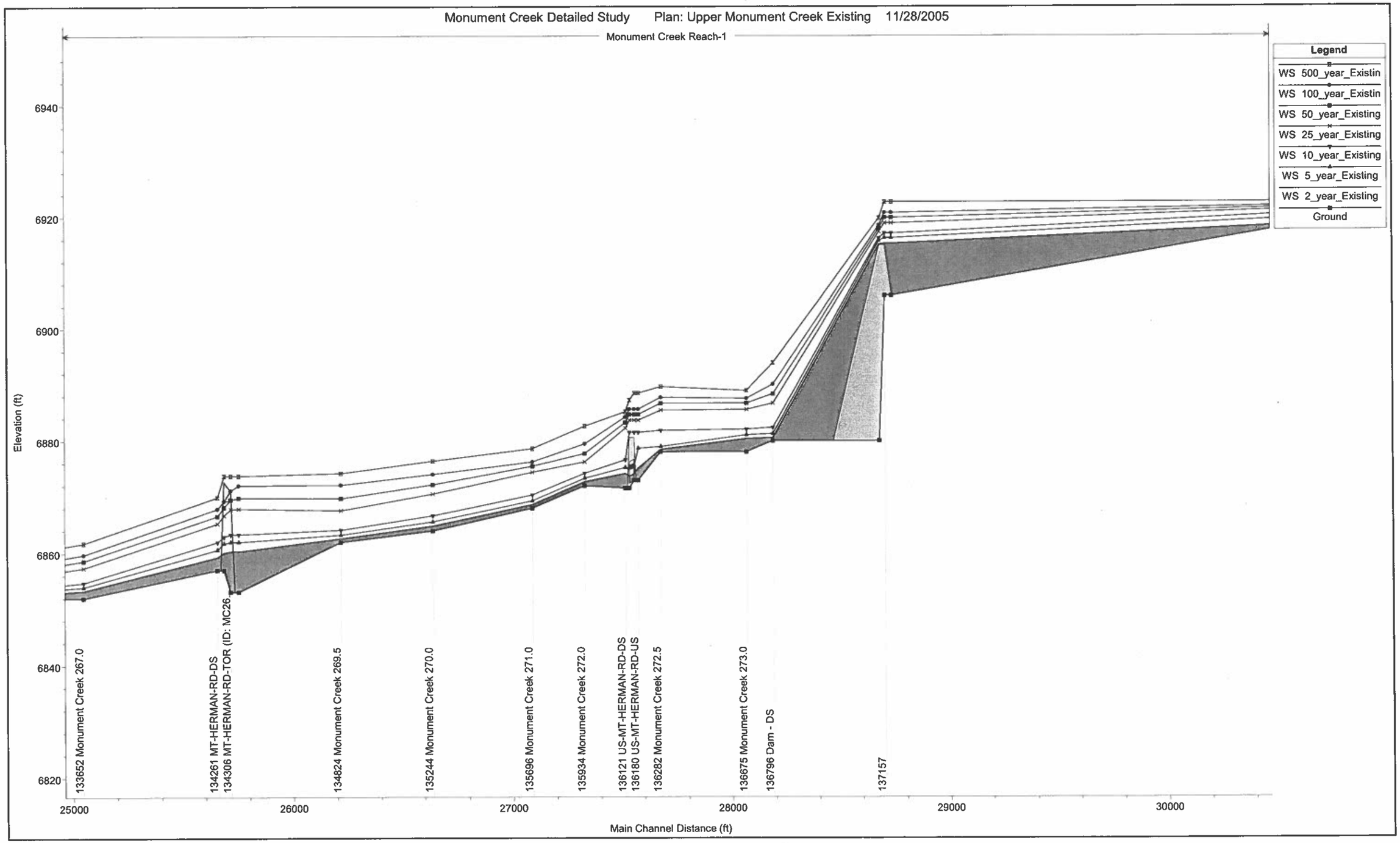
Monument Creek Detailed Study Plan: Upper Monument Creek Existing 11/28/2005
Monument Creek Reach-1
Legend
WS 500_year_Existin
WS 100_year_Existin
WS 50_year_Existing
WS 25_year_Existing
WS 10_year_Existing
WS 5_year_Existing
WS 2_year_Existing
Ground
Elevation (ft)
6940
6920
6900
6880
6860
6840
6820
133652 Monument Creek 267.0
134261 MT-HERMAN-RD-DS
134306 MT-HERMAN-RD-TOR (ID: MC26
134824 Monument Creek 269.5
135244 Monument Creek 270.0
135696 Monument Creek 271.0
135934 Monument Creek 272.0
136121 US-MT-HERMAN-RD-DS
136180 US-MT-HERMAN-RD-US
136282 Monument Creek 272.5
136675 Monument Creek 273.0
136796 Dam - DS
137157
25000
26000
27000
28000
29000
30000
Main Channel Distance (ft)

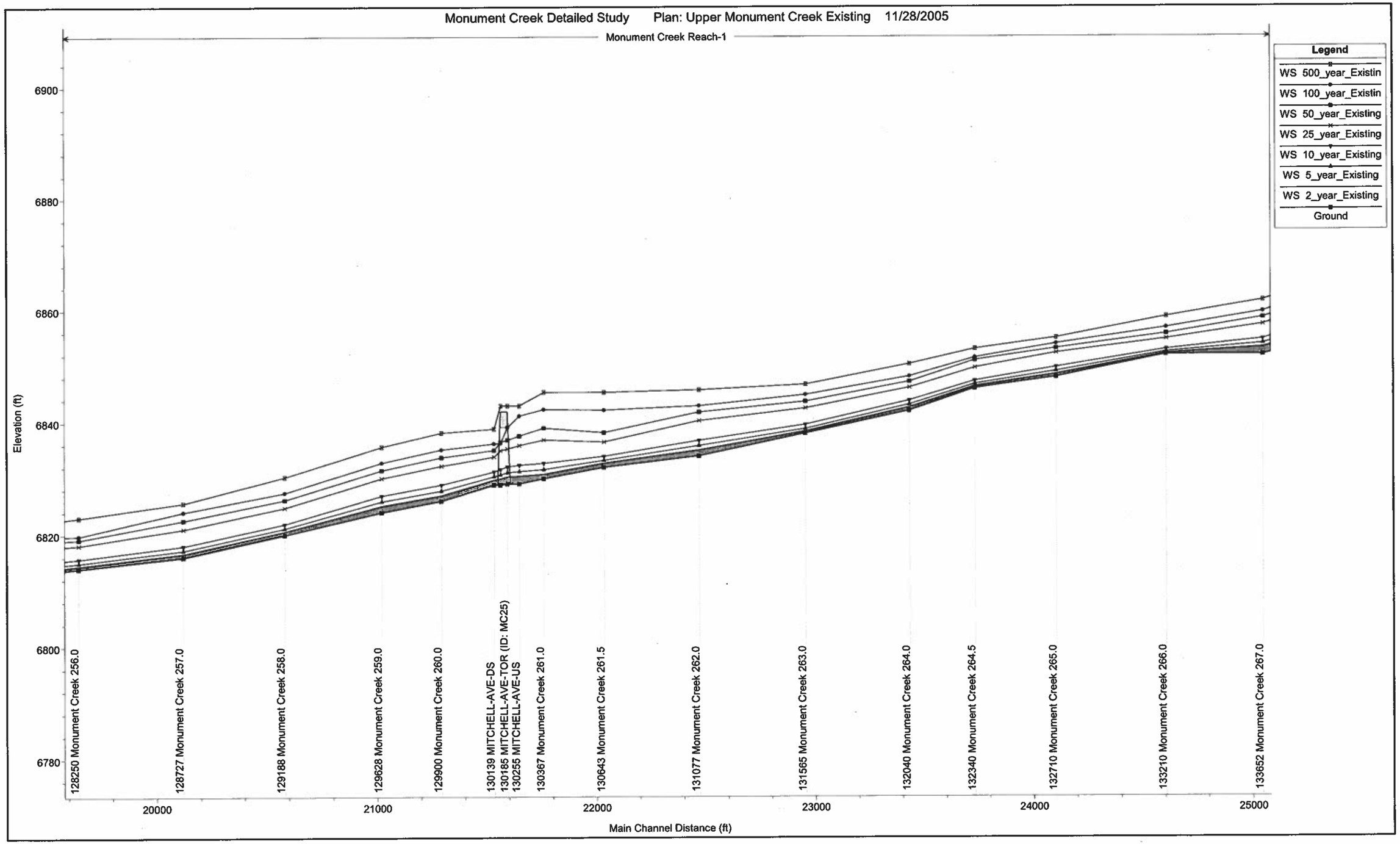
Monument Creek Detailed Study Plan: Upper Monument Creek Existing 11/28/2005
Monument Creek Reach-1
Legend
WS 500_year_Existin
WS 100_year_Existin
WS 50_year_Existing
WS 25_year_Existing
WS 10_year_Existing
WS 5_year_Existing
WS 2_year_Existing
Ground
Elevation (ft)
6900
6880
6860
6840
6820
6800
6780
128250 Monument Creek 256.0
128727 Monument Creek 257.0
129188 Monument Creek 258.0
129628 Monument Creek 259.0
129900 Monument Creek 260.0
130139 MITCHELL-AVE-DS
130185 MITCHELL-AVE-TOR (ID: MC25)
130255 MITCHELL-AVE-US
130367 Monument Creek 261.0
130643 Monument Creek 261.5
131077 Monument Creek 262.0
131565 Monument Creek 263.0
132040 Monument Creek 264.0
132340 Monument Creek 264.5
132710 Monument Creek 265.0
133210 Monument Creek 266.0
133652 Monument Creek 267.0
20000
21000
22000
23000
24000
25000
Main Channel Distance (ft)

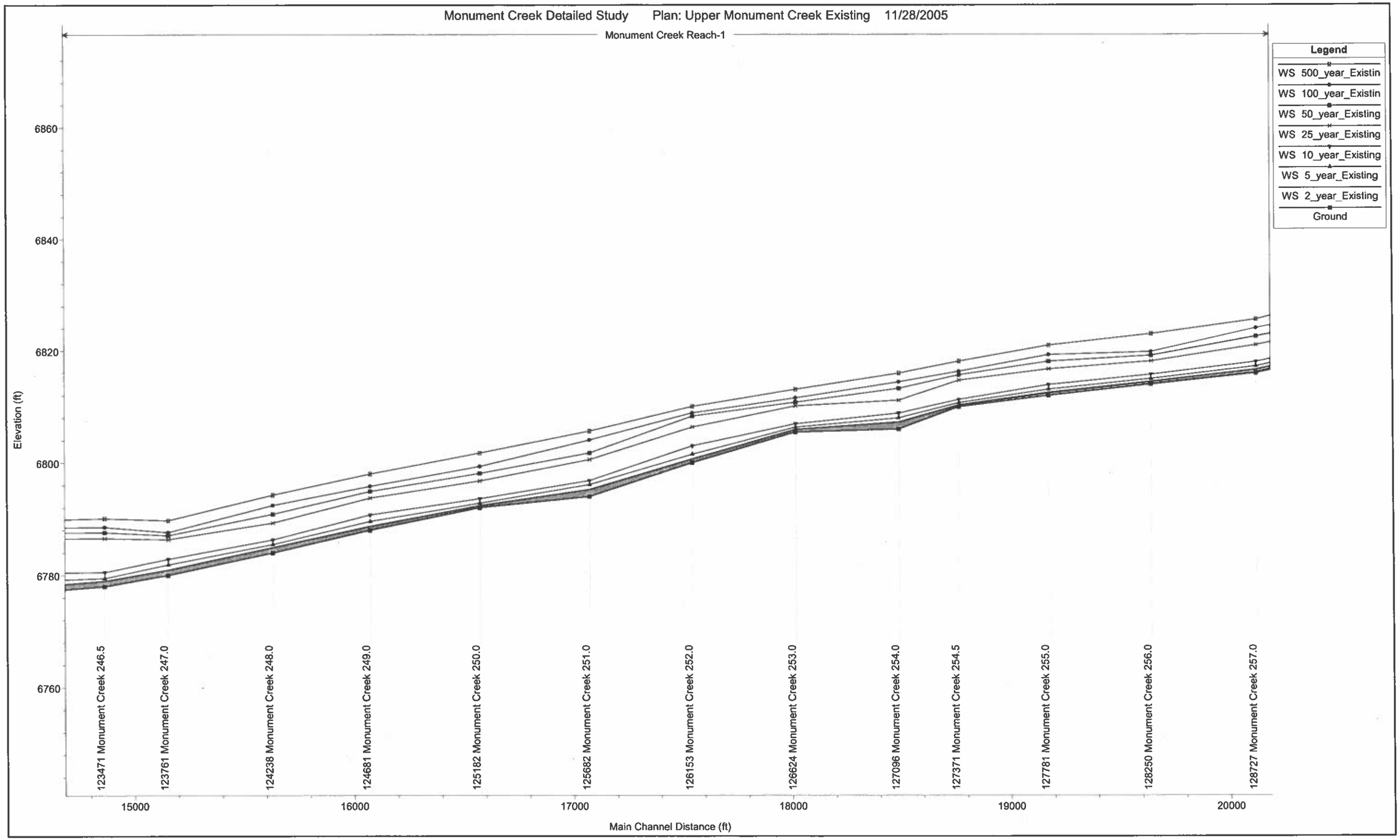
Monument Creek Detailed Study Plan: Upper Monument Creek Existing 11/28/2005
Monument Creek Reach-1
Legend
WS 500_year_Existin
WS 100_year_Existin
WS 50_year_Existing
WS 25_year_Existing
WS 10_year_Existing
WS 5_year_Existing
WS 2_year_Existing
Ground
Elevation (ft)
6860
6840
6820
6800
6780
6760
123471 Monument Creek 246.5
123761 Monument Creek 247.0
124238 Monument Creek 248.0
124681 Monument Creek 249.0
125182 Monument Creek 250.0
125682 Monument Creek 251.0
126153 Monument Creek 252.0
126624 Monument Creek 253.0
127096 Monument Creek 254.0
127371 Monument Creek 254.5
127781 Monument Creek 255.0
128250 Monument Creek 256.0
128727 Monument Creek 257.0
15000
16000
17000
18000
19000
20000
Main Channel Distance (ft)

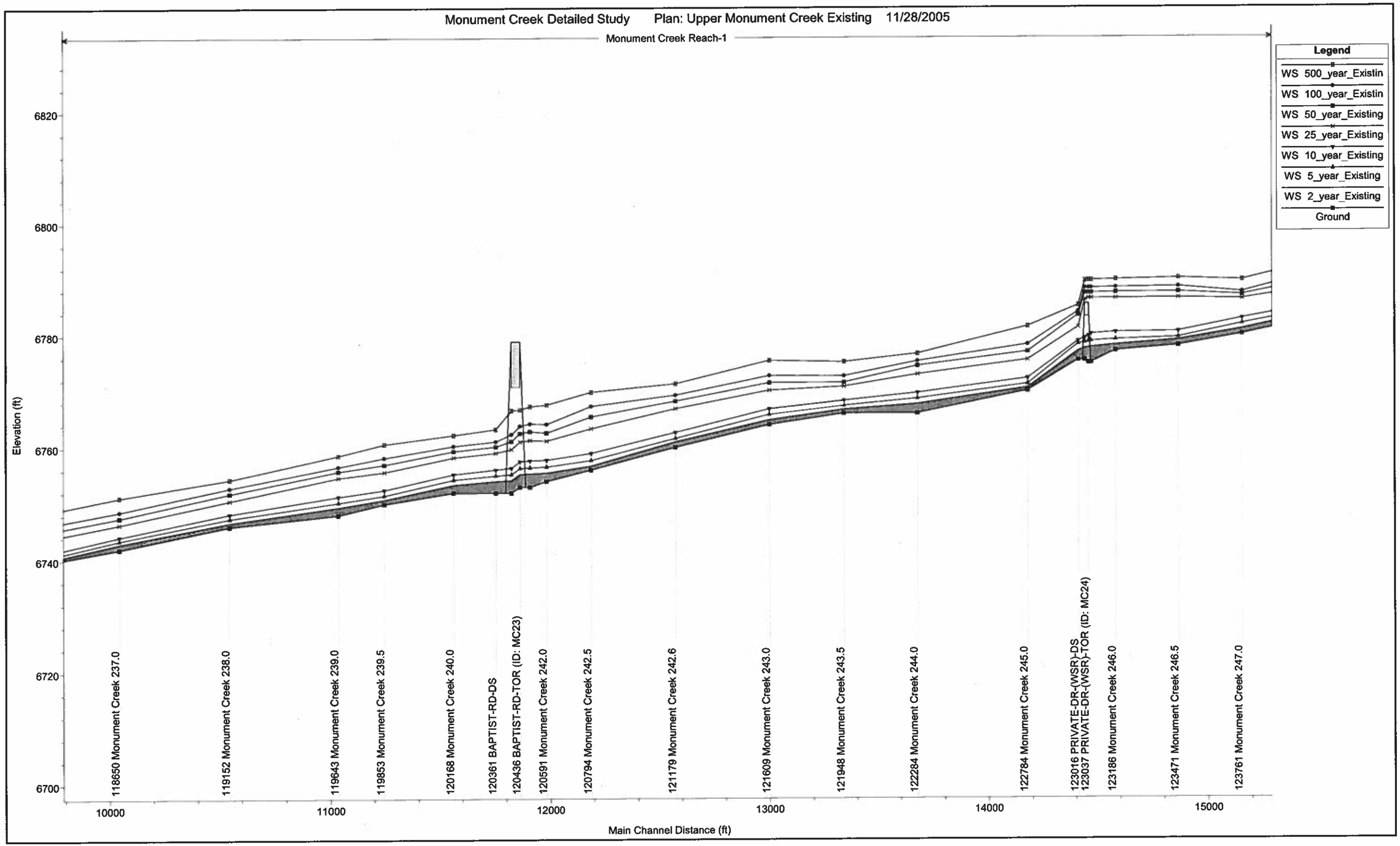
Monument Creek Detailed Study Plan: Upper Monument Creek Existing 11/28/2005
Monument Creek Reach-1
Legend
WS 500_year_Existin
WS 100_year_Existin
WS 50_year_Existing
WS 25_year_Existing
WS 10_year_Existing
WS 5_year_Existing
WS 2_year_Existing
Ground
Elevation (ft)
6820
6800
6780
6760
6740
6720
6700
118650 Monument Creek 237.0
119152 Monument Creek 238.0
119643 Monument Creek 239.0
119853 Monument Creek 239.5
120168 Monument Creek 240.0
120361 BAPTIST-RD-DS
120436 BAPTIST-RD-TOR (ID: MC23)
120591 Monument Creek 242.0
120794 Monument Creek 242.5
121179 Monument Creek 242.6
121609 Monument Creek 243.0
121948 Monument Creek 243.5
122284 Monument Creek 244.0
122784 Monument Creek 245.0
123016 PRIVATE-DR-(WSR)-DS
123037 PRIVATE-DR-(WSR)-TOR (ID: MC24)
123186 Monument Creek 246.0
123471 Monument Creek 246.5
123761 Monument Creek 247.0
10000
11000
12000
13000
14000
15000
Main Channel Distance (ft)

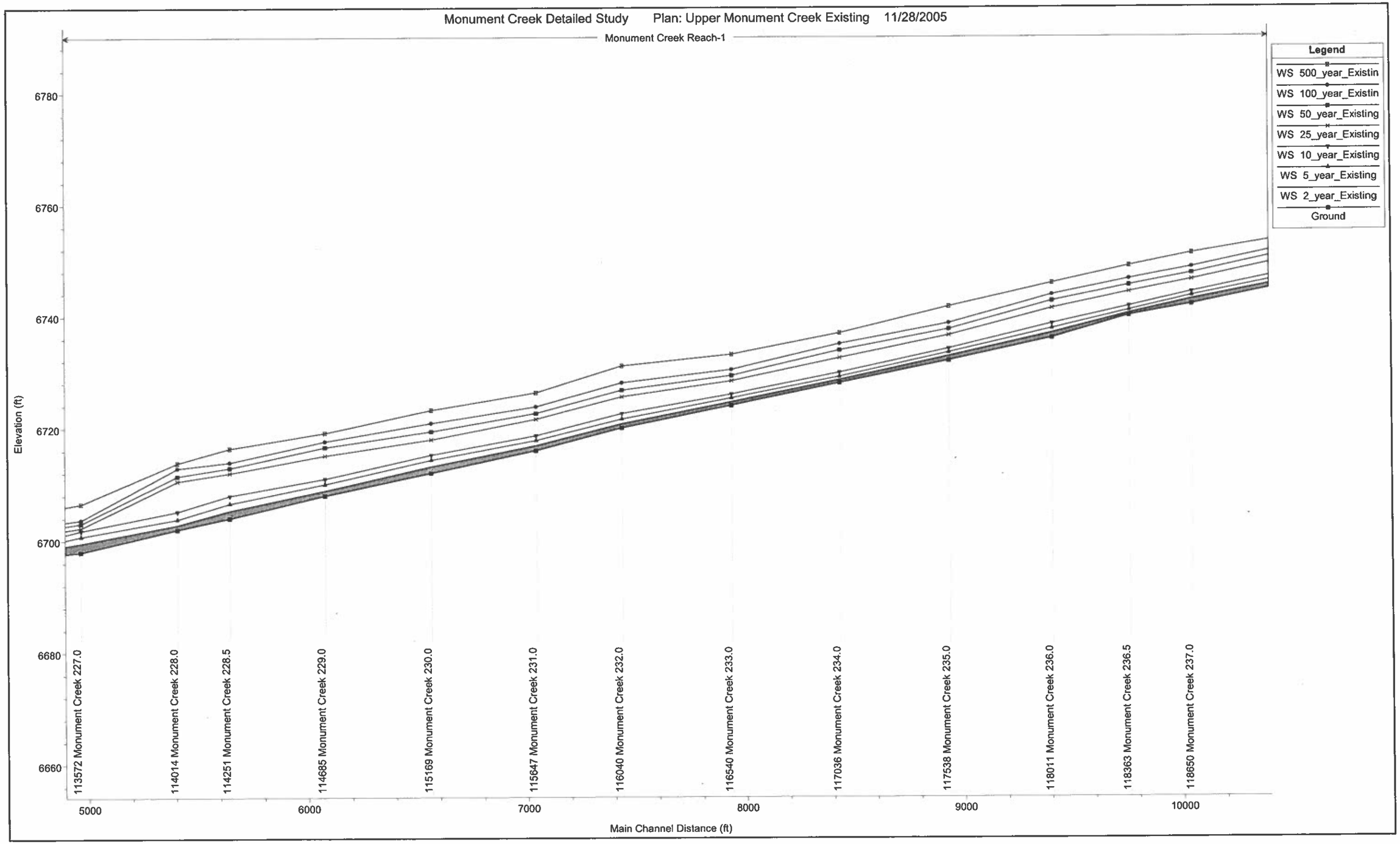
Monument Creek Detailed Study Plan: Upper Monument Creek Existing 11/28/2005
Monument Creek Reach-1
Legend
WS 500_year_Existin
WS 100_year_Existin
WS 50_year_Existing
WS 25_year_Existing
WS 10_year_Existing
WS 5_year_Existing
WS 2_year_Existing
Ground
Elevation (ft)
6780
6760
6740
6720
6700
6680
6660
113572 Monument Creek 227.0
114014 Monument Creek 228.0
114251 Monument Creek 228.5
114685 Monument Creek 229.0
115169 Monument Creek 230.0
115647 Monument Creek 231.0
116040 Monument Creek 232.0
116540 Monument Creek 233.0
117036 Monument Creek 234.0
117538 Monument Creek 235.0
118011 Monument Creek 236.0
118363 Monument Creek 236.5
118650 Monument Creek 237.0
5000
6000
7000
8000
9000
10000
Main Channel Distance (ft)

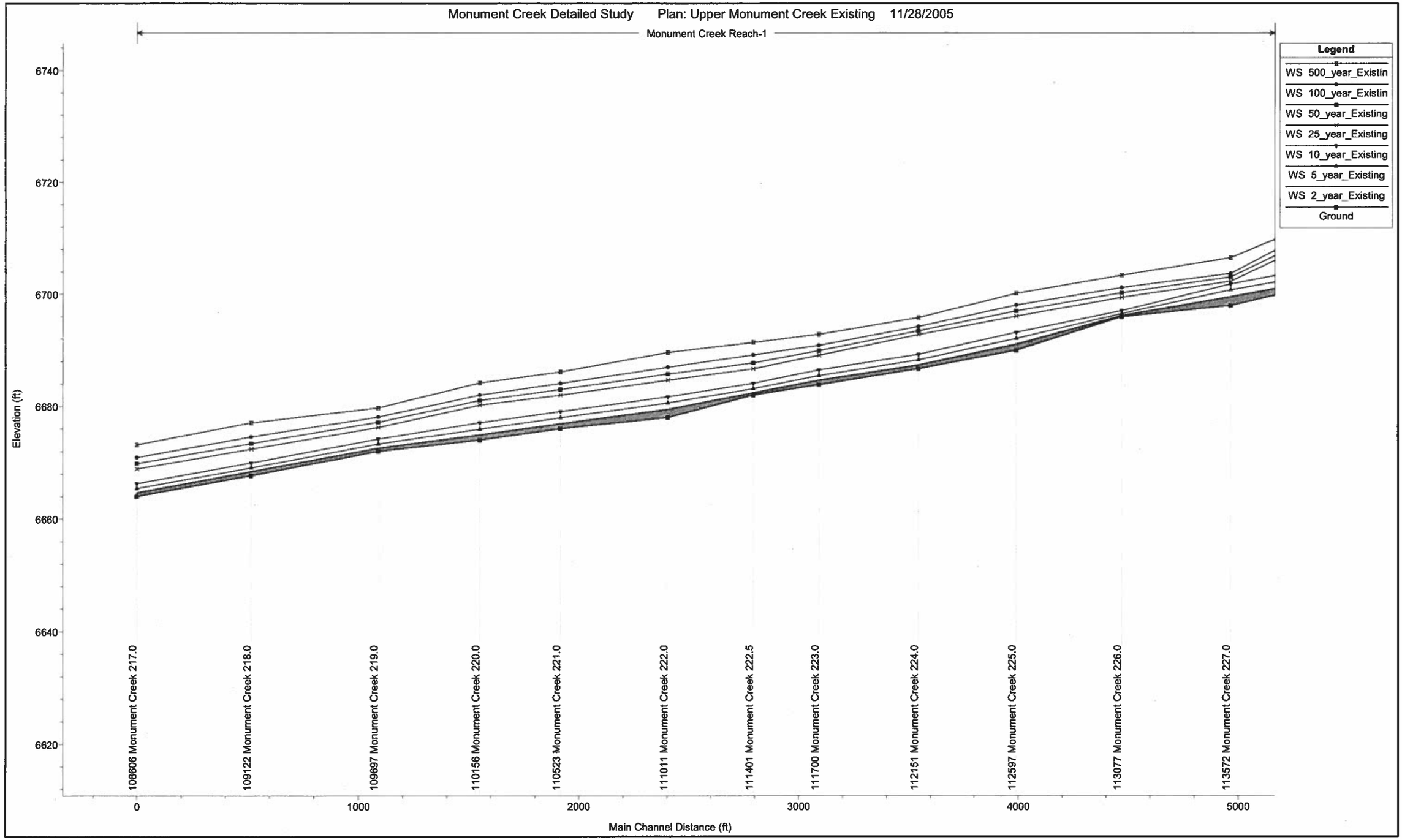
Monument Creek Detailed Study Plan: Upper Monument Creek Existing 11/28/2005
Monument Creek Reach-1
Legend
WS 500_year_Existin
WS 100_year_Existin
WS 50_year_Existing
WS 25_year_Existing
WS 10_year_Existing
WS 5_year_Existing
WS 2_year_Existing
Ground
Elevation (ft)
6740
6720
6700
6680
6660
6640
6620
108606 Monument Creek 217.0
109122 Monument Creek 218.0
109697 Monument Creek 219.0
110156 Monument Creek 220.0
110523 Monument Creek 221.0
111011 Monument Creek 222.0
111401 Monument Creek 222.5
111700 Monument Creek 223.0
112151 Monument Creek 224.0
112597 Monument Creek 225.0
113077 Monument Creek 226.0
113572 Monument Creek 227.0
0
1000
2000
3000
4000
5000
Main Channel Distance (ft)

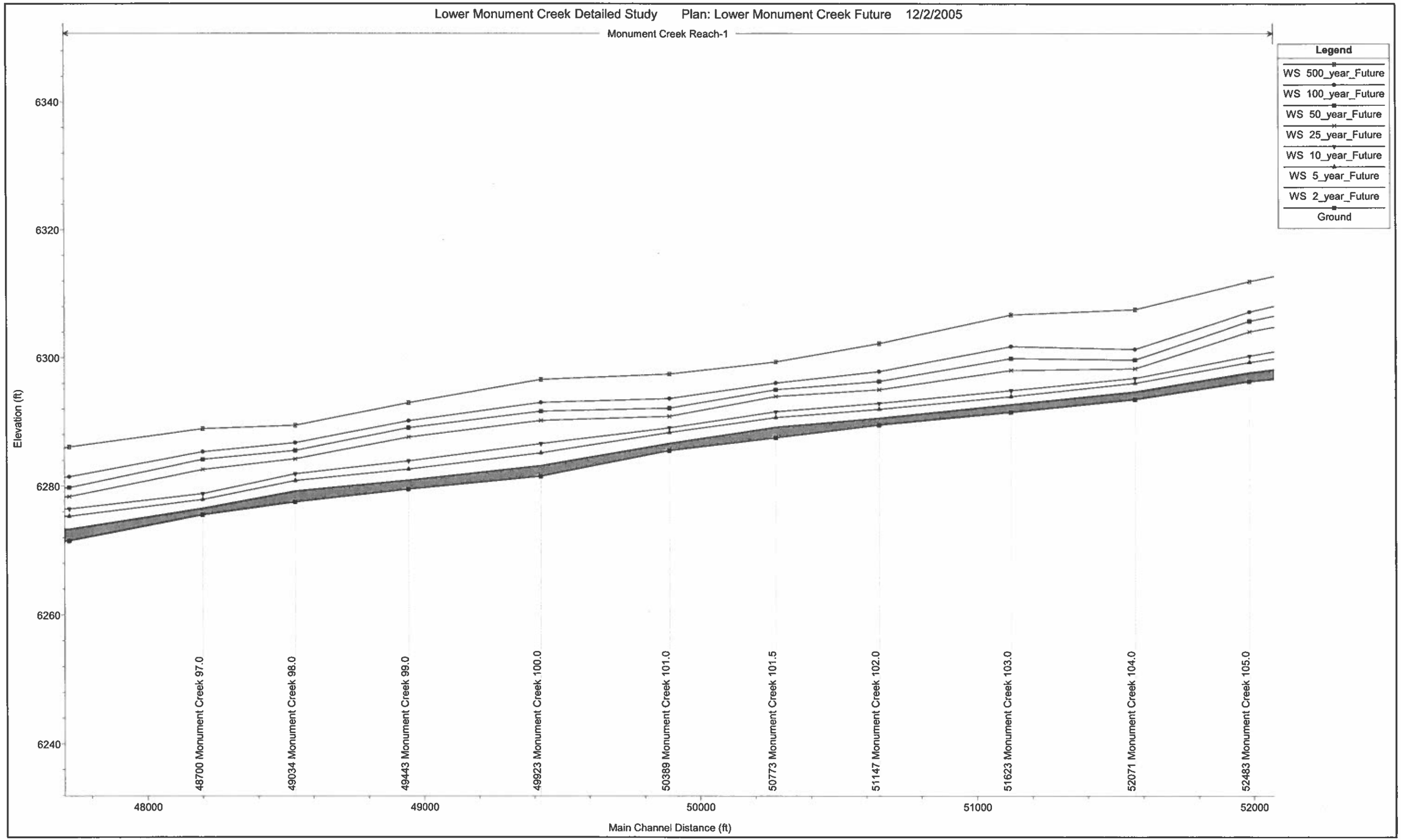
Lower Monument Creek Detailed Study Plan: Lower Monument Creek Future 12/2/2005
Monument Creek Reach-1
Legend
WS 500_year_Future
WS 100_year_Future
WS 50_year_Future
WS 25_year_Future
WS 10_year_Future
WS 5_year_Future
WS 2_year_Future
Ground
Elevation (ft)
6340
6320
6300
6280
6260
6240
48700 Monument Creek 97.0
49034 Monument Creek 98.0
49443 Monument Creek 99.0
49923 Monument Creek 100.0
50389 Monument Creek 101.0
50773 Monument Creek 101.5
51147 Monument Creek 102.0
51623 Monument Creek 103.0
52071 Monument Creek 104.0
52483 Monument Creek 105.0
48000
49000
50000
51000
52000
Main Channel Distance (ft)

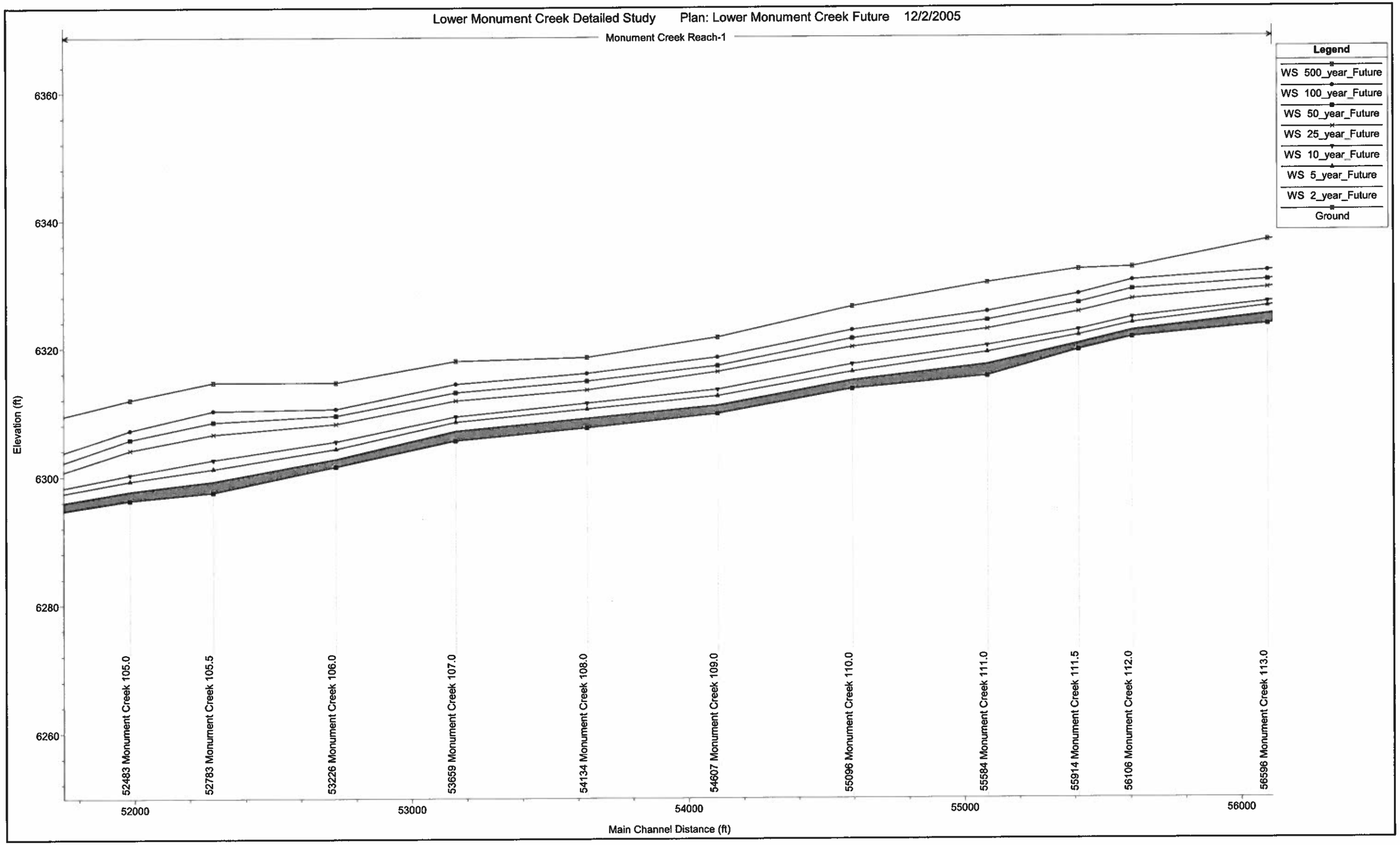
Lower Monument Creek Detailed Study Plan: Lower Monument Creek Future 12/2/2005
Monument Creek Reach-1
Legend
WS 500_year_Future
WS 100_year_Future
WS 50_year_Future
WS 25_year_Future
WS 10_year_Future
WS 5_year_Future
WS 2_year_Future
Ground
Elevation (ft)
6360
6340
6320
6300
6280
6260
52483 Monument Creek 105.0
52783 Monument Creek 105.5
53226 Monument Creek 106.0
53659 Monument Creek 107.0
54134 Monument Creek 108.0
54607 Monument Creek 109.0
55096 Monument Creek 110.0
55584 Monument Creek 111.0
55914 Monument Creek 111.5
56106 Monument Creek 112.0
56596 Monument Creek 113.0
52000
53000
54000
55000
56000
Main Channel Distance (ft)

Lower Monument Creek Detailed Study Plan: Lower Monument Creek Future 12/2/2005

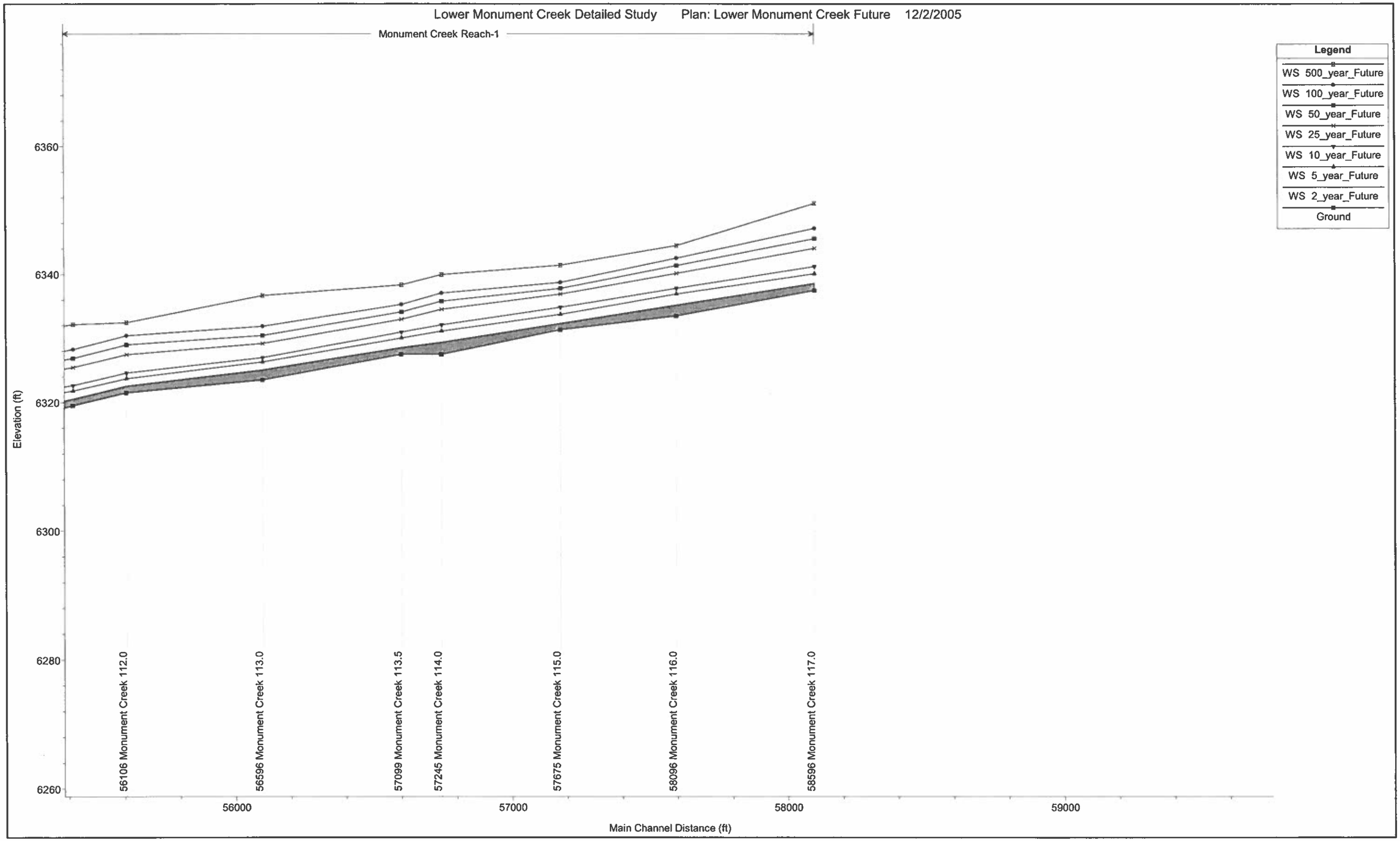

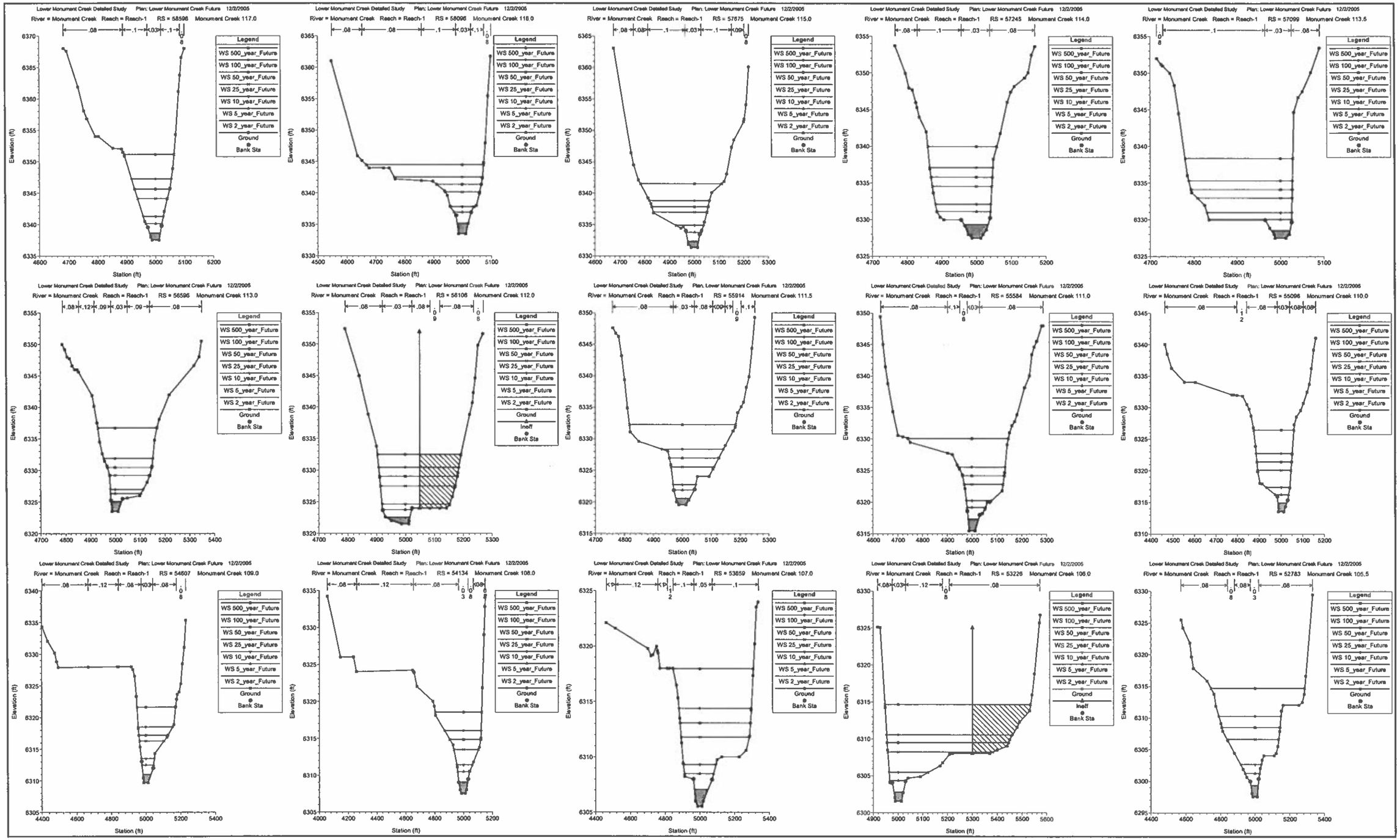
Lower Monument Creek Detailed Study Plan: Lower Monument Creek Future 12/2/2005
River = Monument Creek Reach = Reach-1 RS = 58596 Monument Creek 117.0
River = Monument Creek Reach = Reach-1 RS = 58096 Monument Creek 116.0
River = Monument Creek Reach = Reach-1 RS = 57675 Monument Creek 115.0
River = Monument Creek Reach = Reach-1 RS = 57245 Monument Creek 114.0
River = Monument Creek Reach = Reach-1 RS = 57099 Monument Creek 113.5
River = Monument Creek Reach = Reach-1 RS = 56596 Monument Creek 113.0
River = Monument Creek Reach = Reach-1 RS = 56106 Monument Creek 112.0
River = Monument Creek Reach = Reach-1 RS = 55914 Monument Creek 111.5
River = Monument Creek Reach = Reach-1 RS = 55584 Monument Creek 111.0
River = Monument Creek Reach = Reach-1 RS = 55096 Monument Creek 110.0
River = Monument Creek Reach = Reach-1 RS = 54607 Monument Creek 109.0
River = Monument Creek Reach = Reach-1 RS = 54134 Monument Creek 108.0
River = Monument Creek Reach = Reach-1 RS = 53859 Monument Creek 107.0
River = Monument Creek Reach = Reach-1 RS = 53226 Monument Creek 106.0
River = Monument Creek Reach = Reach-1 RS = 52783 Monument Creek 105.5
Legend
WS 500_year_Future
WS 100_year_Future
WS 50_year_Future
WS 25_year_Future
WS 10_year_Future
WS 5_year_Future
WS 2_year_Future
Ground
Ineff
Bank Sta
Elevation (ft)
Station (ft)

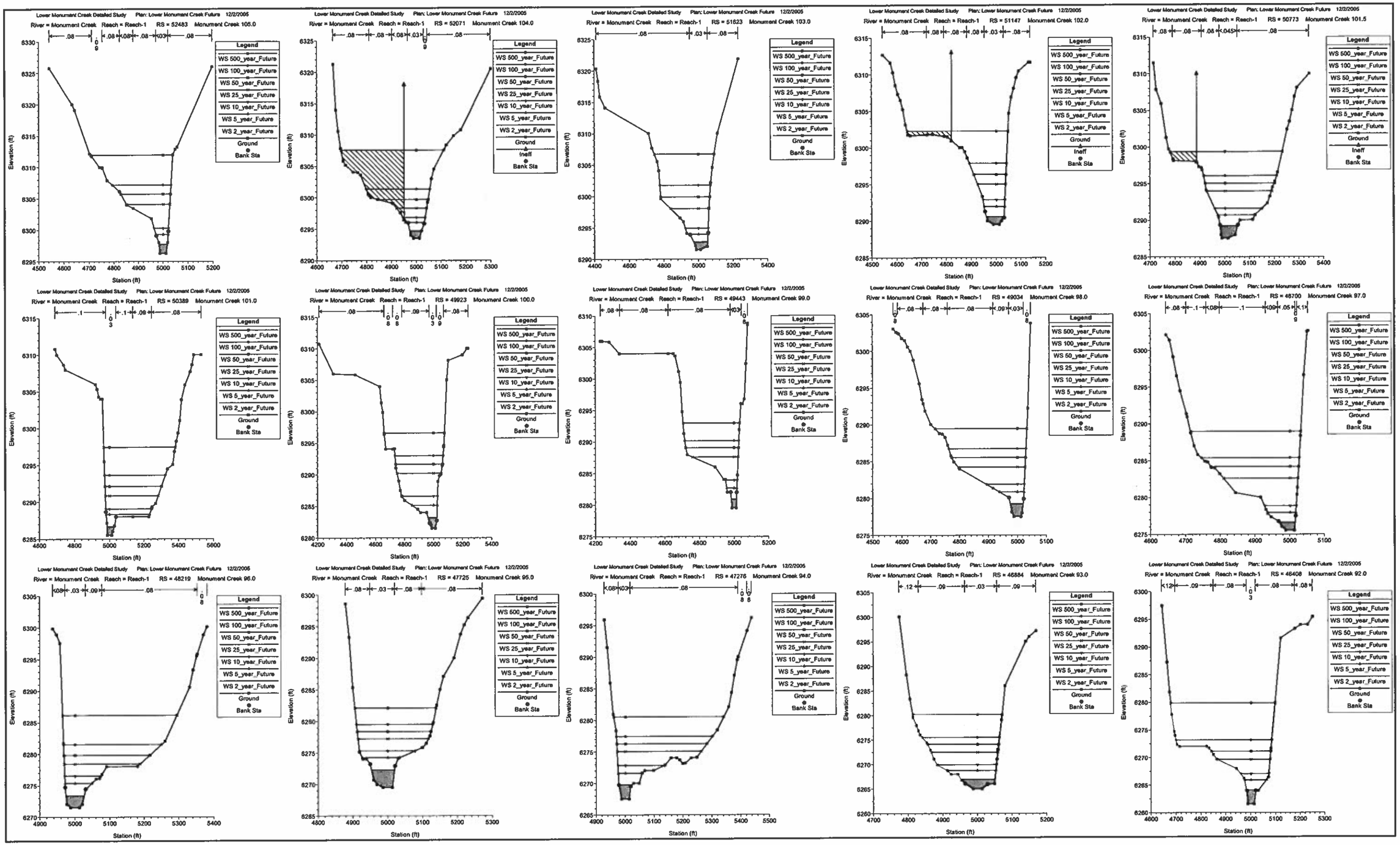
Lower Monument Creek Detailed Study Plan: Lower Monument Creek Future 12/2/2005
River = Monument Creek Reach = Reach-1 RS = 52483 Monument Creek 105.0
River = Monument Creek Reach = Reach-1 RS = 52071 Monument Creek 104.0
River = Monument Creek Reach = Reach-1 RS = 51623 Monument Creek 103.0
River = Monument Creek Reach = Reach-1 RS = 51147 Monument Creek 102.0
River = Monument Creek Reach = Reach-1 RS = 50773 Monument Creek 101.5
River = Monument Creek Reach = Reach-1 RS = 50389 Monument Creek 101.0
River = Monument Creek Reach = Reach-1 RS = 49923 Monument Creek 100.0
River = Monument Creek Reach = Reach-1 RS = 49443 Monument Creek 99.0
River = Monument Creek Reach = Reach-1 RS = 49034 Monument Creek 98.0
River = Monument Creek Reach = Reach-1 RS = 48700 Monument Creek 97.0
River = Monument Creek Reach = Reach-1 RS = 48219 Monument Creek 96.0
River = Monument Creek Reach = Reach-1 RS = 47725 Monument Creek 95.0
River = Monument Creek Reach = Reach-1 RS = 47276 Monument Creek 94.0
River = Monument Creek Reach = Reach-1 RS = 46884 Monument Creek 93.0
River = Monument Creek Reach = Reach-1 RS = 46408 Monument Creek 92.0
Legend
WS 500_year_Future
WS 100_year_Future
WS 50_year_Future
WS 25_year_Future
WS 10_year_Future
WS 5_year_Future
WS 2_year_Future
Ground
Ineff
Bank Sta
Elevation (ft)
Station (ft)

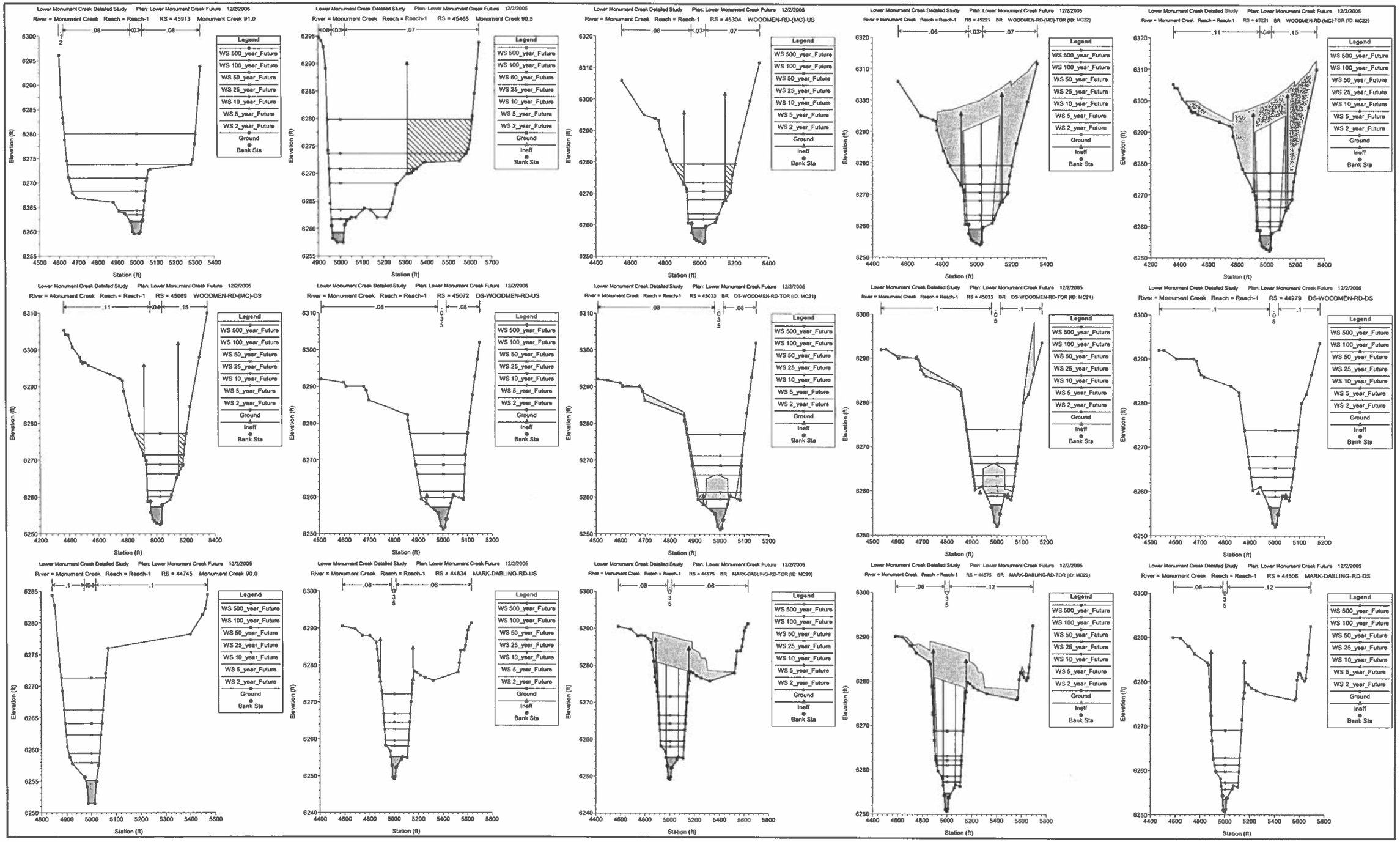
Lower Monument Creek Detailed Study Plan: Lower Monument Creek Future 12/2/2005
River = Monument Creek Reach = Reach-1 RS = 45913 Monument Creek 91.0
River = Monument Creek Reach = Reach-1 RS = 45465 Monument Creek 90.5
River = Monument Creek Reach = Reach-1 RS = 45304 WOODMEN-RD-(MC)-US
River = Monument Creek Reach = Reach-1 RS = 45221 BR WOODMEN-RD-(MC)-TOR (ID: MC22)
River = Monument Creek Reach = Reach-1 RS = 45089 WOODMEN-RD-(MC)-DS
River = Monument Creek Reach = Reach-1 RS = 45072 DS-WOODMEN-RD-US
River = Monument Creek Reach = Reach-1 RS = 45033 BR DS-WOODMEN-RD-TOR (ID: MC21)
River = Monument Creek Reach = Reach-1 RS = 44979 DS-WOODMEN-RD-DS
River = Monument Creek Reach = Reach-1 RS = 44745 Monument Creek 90.0
River = Monument Creek Reach = Reach-1 RS = 44634 MARK-DABLING-RD-US
River = Monument Creek Reach = Reach-1 RS = 44575 BR MARK-DABLING-RD-TOR (ID: MC20)
River = Monument Creek Reach = Reach-1 RS = 44506 MARK-DABLING-RD-DS
Legend
WS 500_year_Future
WS 100_year_Future
WS 50_year_Future
WS 25_year_Future
WS 10_year_Future
WS 5_year_Future
WS 2_year_Future
Ground
Ineff
Bank Sta
Elevation (ft)
Station (ft)

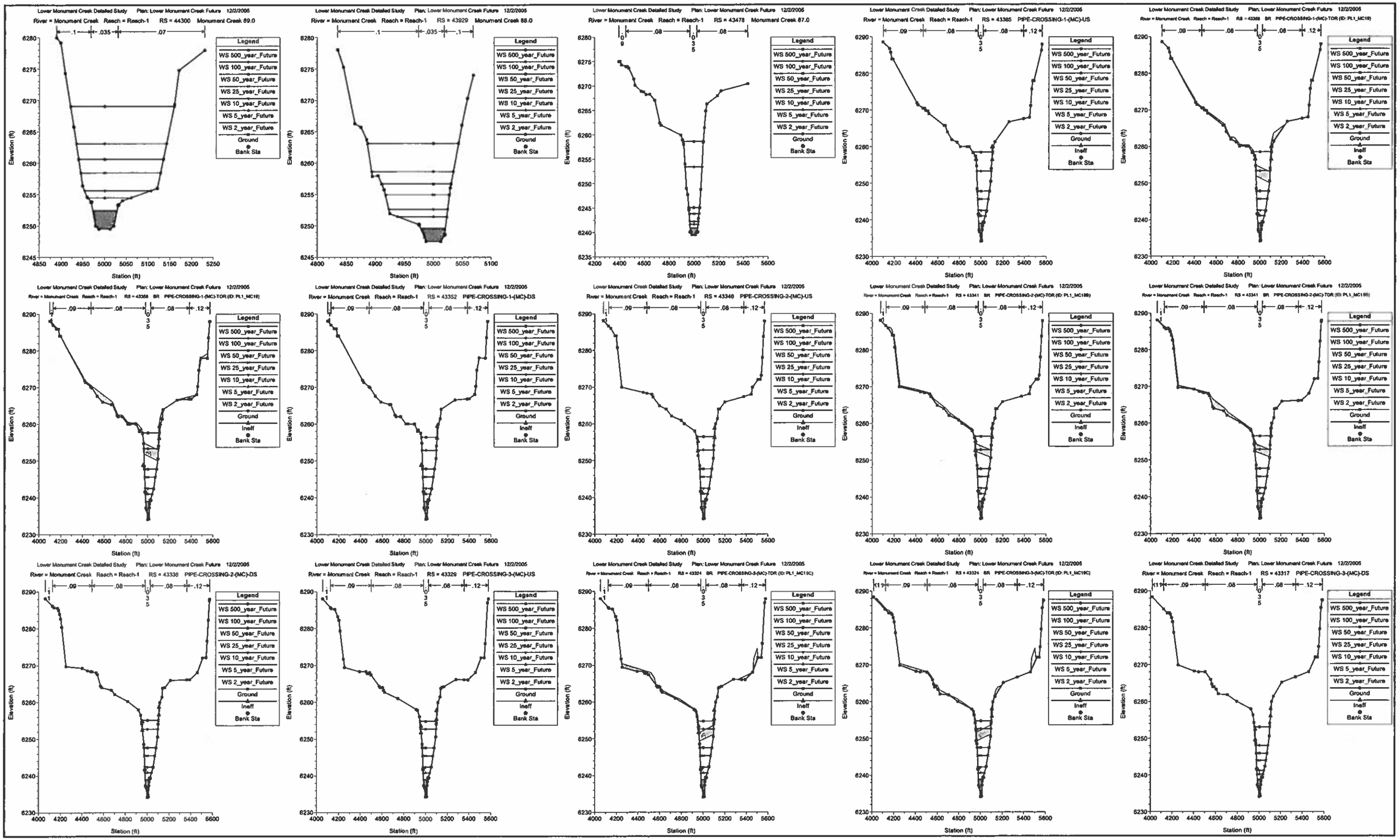
Lower Monument Creek Detailed Study Plan: Lower Monument Creek Future 12/2/2005
River = Monument Creek Reach = Reach-1 RS = 44300 Monument Creek 89.0
River = Monument Creek Reach = Reach-1 RS = 43929 Monument Creek 88.0
River = Monument Creek Reach = Reach-1 RS = 43478 Monument Creek 87.0
River = Monument Creek Reach = Reach-1 RS = 43385 PIPE-CROSSING-1-(MC)-US
River = Monument Creek Reach = Reach-1 RS = 43368 BR PIPE-CROSSING-1-(MC)-TOR (ID: PL1_MC18)
River = Monument Creek Reach = Reach-1 RS = 43368 BR PIPE-CROSSING-1-(MC)-TOR (ID: PL1_MC19)
River = Monument Creek Reach = Reach-1 RS = 43352 PIPE-CROSSING-1-(MC)-DS
River = Monument Creek Reach = Reach-1 RS = 43346 PIPE-CROSSING-2-(MC)-US
River = Monument Creek Reach = Reach-1 RS = 43341 BR PIPE-CROSSING-2-(MC)-TOR (ID: PL1_MC18B)
River = Monument Creek Reach = Reach-1 RS = 43341 BR PIPE-CROSSING-2-(MC)-TOR (ID: PL1_MC19B)
River = Monument Creek Reach = Reach-1 RS = 43336 PIPE-CROSSING-2-(MC)-DS
River = Monument Creek Reach = Reach-1 RS = 43329 PIPE-CROSSING-3-(MC)-US
River = Monument Creek Reach = Reach-1 RS = 43324 BR PIPE-CROSSING-3-(MC)-TOR (ID: PL1_MC18C)
River = Monument Creek Reach = Reach-1 RS = 43324 BR PIPE-CROSSING-3-(MC)-TOR (ID: PL1_MC19C)
River = Monument Creek Reach = Reach-1 RS = 43317 PIPE-CROSSING-3-(MC)-DS
Elevation (ft)
Station (ft)
Legend
WS 500_year_Future
WS 100_year_Future
WS 50_year_Future
WS 25_year_Future
WS 10_year_Future
WS 5_year_Future
WS 2_year_Future
Ground
Ineff
Bank Sta

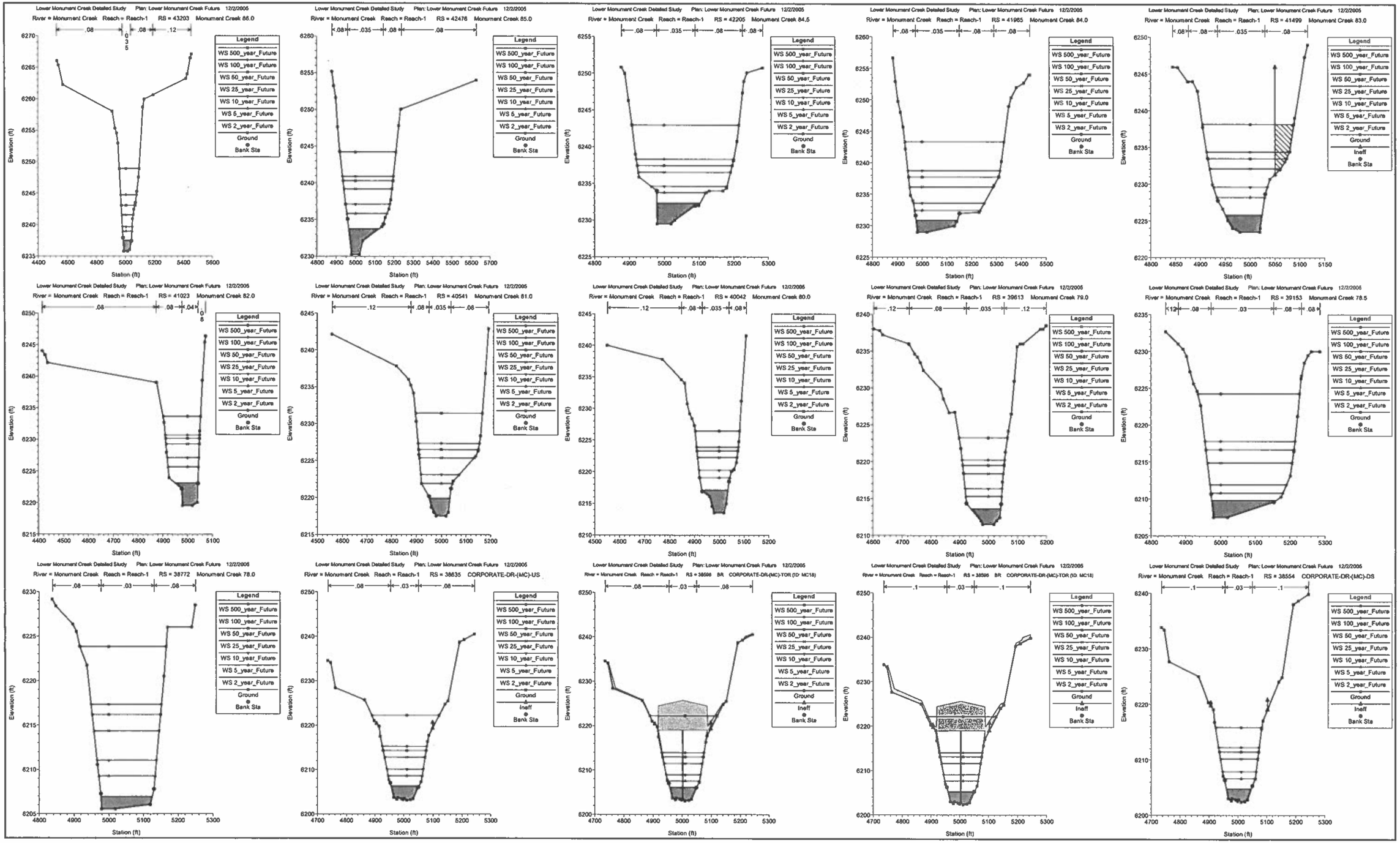
Lower Monument Creek Detailed Study Plan: Lower Monument Creek Future 12/2/2005
River = Monument Creek Reach = Reach-1 RS = 43203 Monument Creek 86.0
River = Monument Creek Reach = Reach-1 RS = 42476 Monument Creek 85.0
River = Monument Creek Reach = Reach-1 RS = 42205 Monument Creek 84.5
River = Monument Creek Reach = Reach-1 RS = 41965 Monument Creek 84.0
River = Monument Creek Reach = Reach-1 RS = 41499 Monument Creek 83.0
River = Monument Creek Reach = Reach-1 RS = 41023 Monument Creek 82.0
River = Monument Creek Reach = Reach-1 RS = 40541 Monument Creek 81.0
River = Monument Creek Reach = Reach-1 RS = 40042 Monument Creek 80.0
River = Monument Creek Reach = Reach-1 RS = 39613 Monument Creek 79.0
River = Monument Creek Reach = Reach-1 RS = 39153 Monument Creek 78.5
River = Monument Creek Reach = Reach-1 RS = 38772 Monument Creek 78.0
River = Monument Creek Reach = Reach-1 RS = 38635 CORPORATE-DR-(MC)-US
River = Monument Creek Reach = Reach-1 RS = 38598 BR CORPORATE-DR-(MC)-TOR (ID: MC18)
River = Monument Creek Reach = Reach-1 RS = 38554 CORPORATE-DR-(MC)-DS
Legend
WS 500_year_Future
WS 100_year_Future
WS 50_year_Future
WS 25_year_Future
WS 10_year_Future
WS 5_year_Future
WS 2_year_Future
Ground
Ineff
Bank Sta
Elevation (ft)
Station (ft)

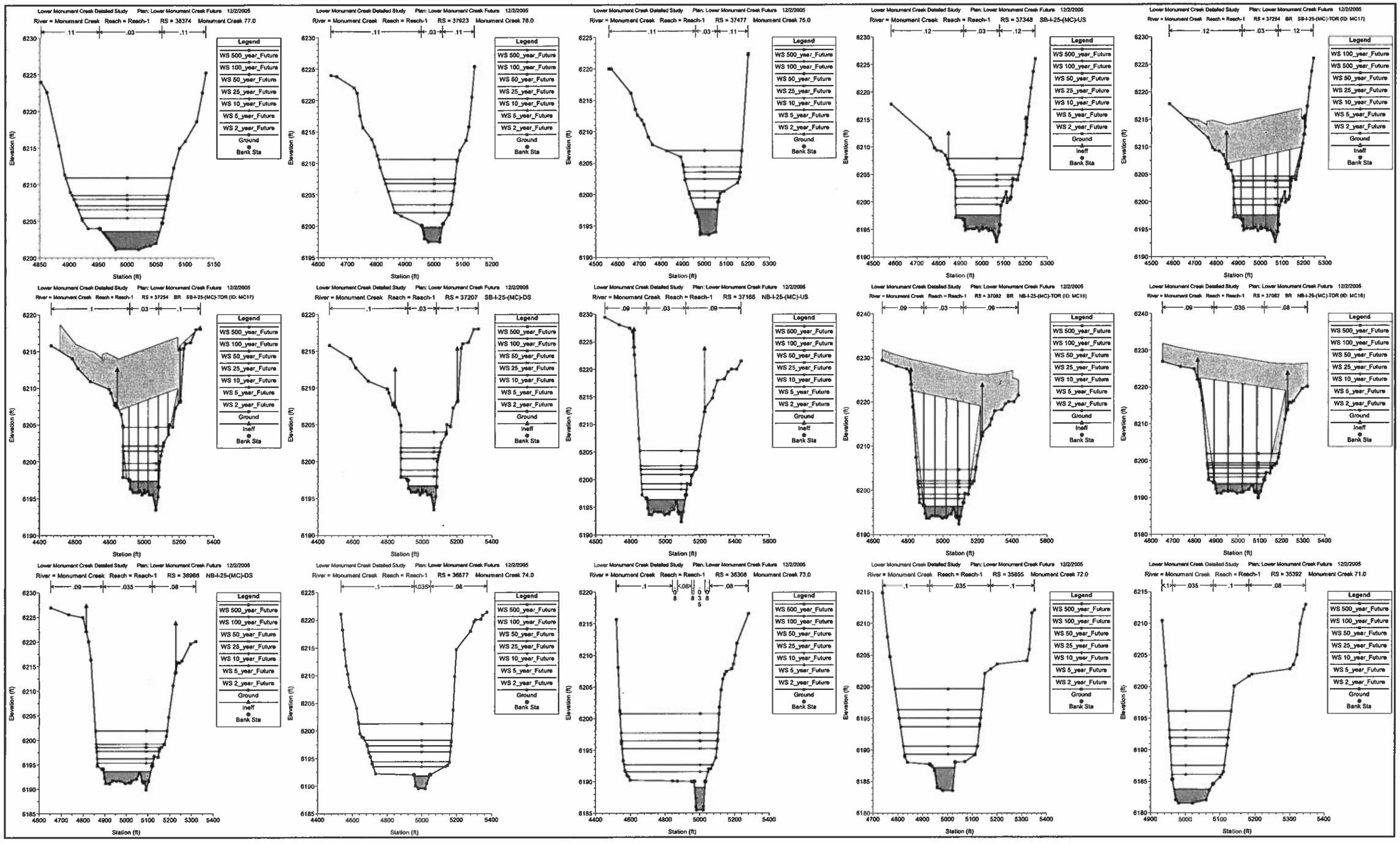
Lower Monument Creek Detailed Study Plan: Lower Monument Creek Future 12/2/2005
River = Monument Creek Reach = Reach-1 RS = 38374 Monument Creek 77.0
River = Monument Creek Reach = Reach-1 RS = 37923 Monument Creek 76.0
River = Monument Creek Reach = Reach-1 RS = 37477 Monument Creek 75.0
River = Monument Creek Reach = Reach-1 RS = 37348 SB-I-25-(MC)-US
River = Monument Creek Reach = Reach-1 RS = 37254 BR SB-I-25-(MC)-TOR (ID: MC17)
River = Monument Creek Reach = Reach-1 RS = 37254 BR SB-I-25-(MC)-TOR (ID: MC17)
River = Monument Creek Reach = Reach-1 RS = 37207 SB-I-25-(MC)-DS
River = Monument Creek Reach = Reach-1 RS = 37166 NB-I-25-(MC)-US
River = Monument Creek Reach = Reach-1 RS = 37082 BR NB-I-25-(MC)-TOR (ID: MC18)
River = Monument Creek Reach = Reach-1 RS = 37082 BR NB-I-25-(MC)-TOR (ID: MC18)
River = Monument Creek Reach = Reach-1 RS = 36966 NB-I-25-(MC)-DS
River = Monument Creek Reach = Reach-1 RS = 36877 Monument Creek 74.0
River = Monument Creek Reach = Reach-1 RS = 36308 Monument Creek 73.0
River = Monument Creek Reach = Reach-1 RS = 35855 Monument Creek 72.0
River = Monument Creek Reach = Reach-1 RS = 35392 Monument Creek 71.0
Legend
WS 500_year_Future
WS 100_year_Future
WS 50_year_Future
WS 25_year_Future
WS 10_year_Future
WS 5_year_Future
WS 2_year_Future
Ground
Ineff
Bank Sta
Elevation (ft)
Station (ft)

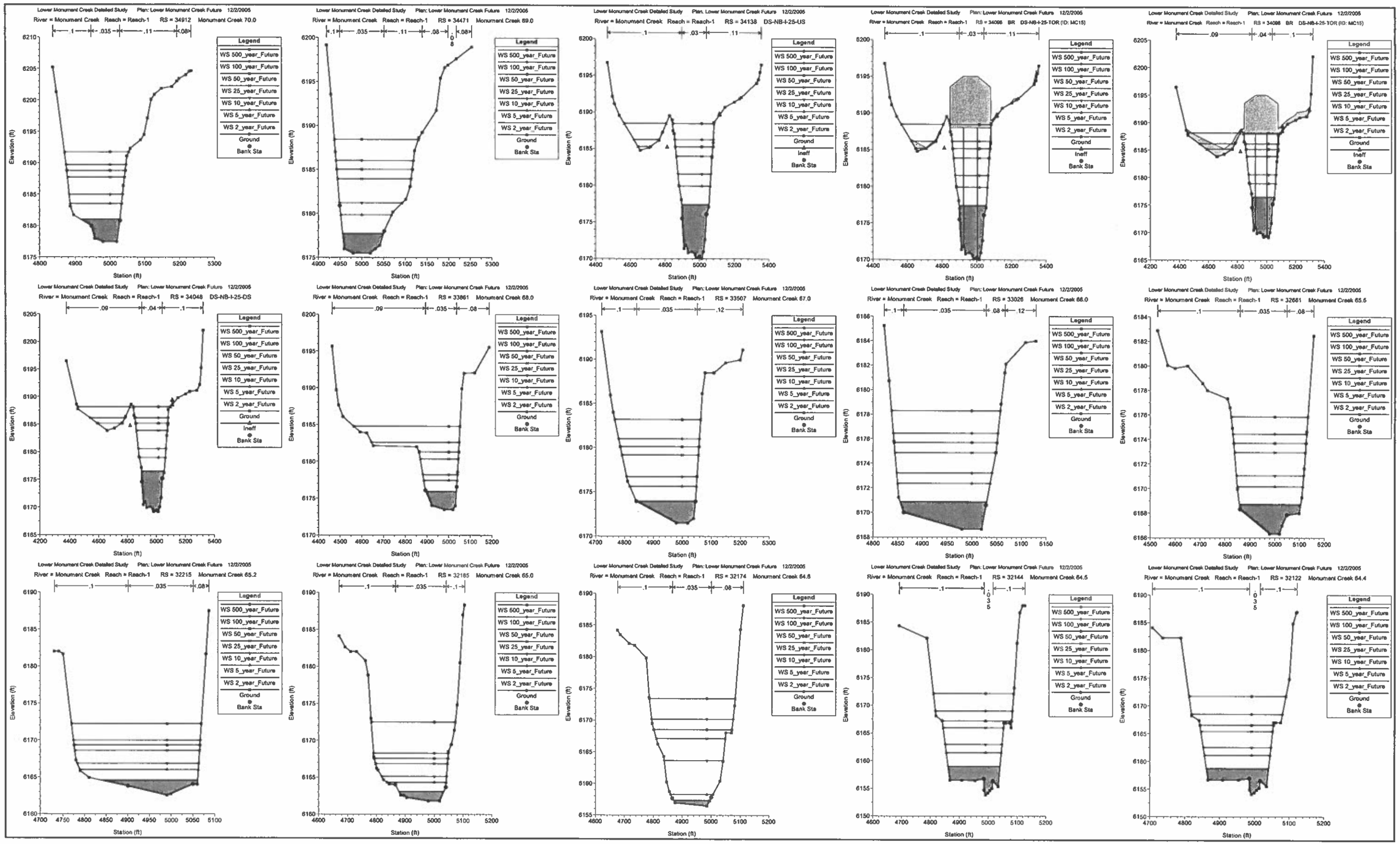
Lower Monument Creek Detailed Study Plan: Lower Monument Creek Future 12/2/2005
River = Monument Creek Reach = Reach-1 RS = 34912 Monument Creek 70.0
River = Monument Creek Reach = Reach-1 RS = 34471 Monument Creek 69.0
River = Monument Creek Reach = Reach-1 RS = 34138 DS-NB-I-25-US
River = Monument Creek Reach = Reach-1 RS = 34086 BR DS-NB-I-25-TOR (ID: MC15)
River = Monument Creek Reach = Reach-1 RS = 34088 BR DS-NB-I-25-TOR (ID: MC15)
River = Monument Creek Reach = Reach-1 RS = 34048 DS-NB-I-25-DS
River = Monument Creek Reach = Reach-1 RS = 33861 Monument Creek 68.0
River = Monument Creek Reach = Reach-1 RS = 33507 Monument Creek 67.0
River = Monument Creek Reach = Reach-1 RS = 33026 Monument Creek 66.0
River = Monument Creek Reach = Reach-1 RS = 32661 Monument Creek 65.5
River = Monument Creek Reach = Reach-1 RS = 32215 Monument Creek 65.2
River = Monument Creek Reach = Reach-1 RS = 32185 Monument Creek 65.0
River = Monument Creek Reach = Reach-1 RS = 32174 Monument Creek 64.8
River = Monument Creek Reach = Reach-1 RS = 32144 Monument Creek 64.5
River = Monument Creek Reach = Reach-1 RS = 32122 Monument Creek 64.4
Legend
WS 500_year_Future
WS 100_year_Future
WS 50_year_Future
WS 25_year_Future
WS 10_year_Future
WS 5_year_Future
WS 2_year_Future
Ground
Ineff
Bank Sta
Elevation (ft)
Station (ft)

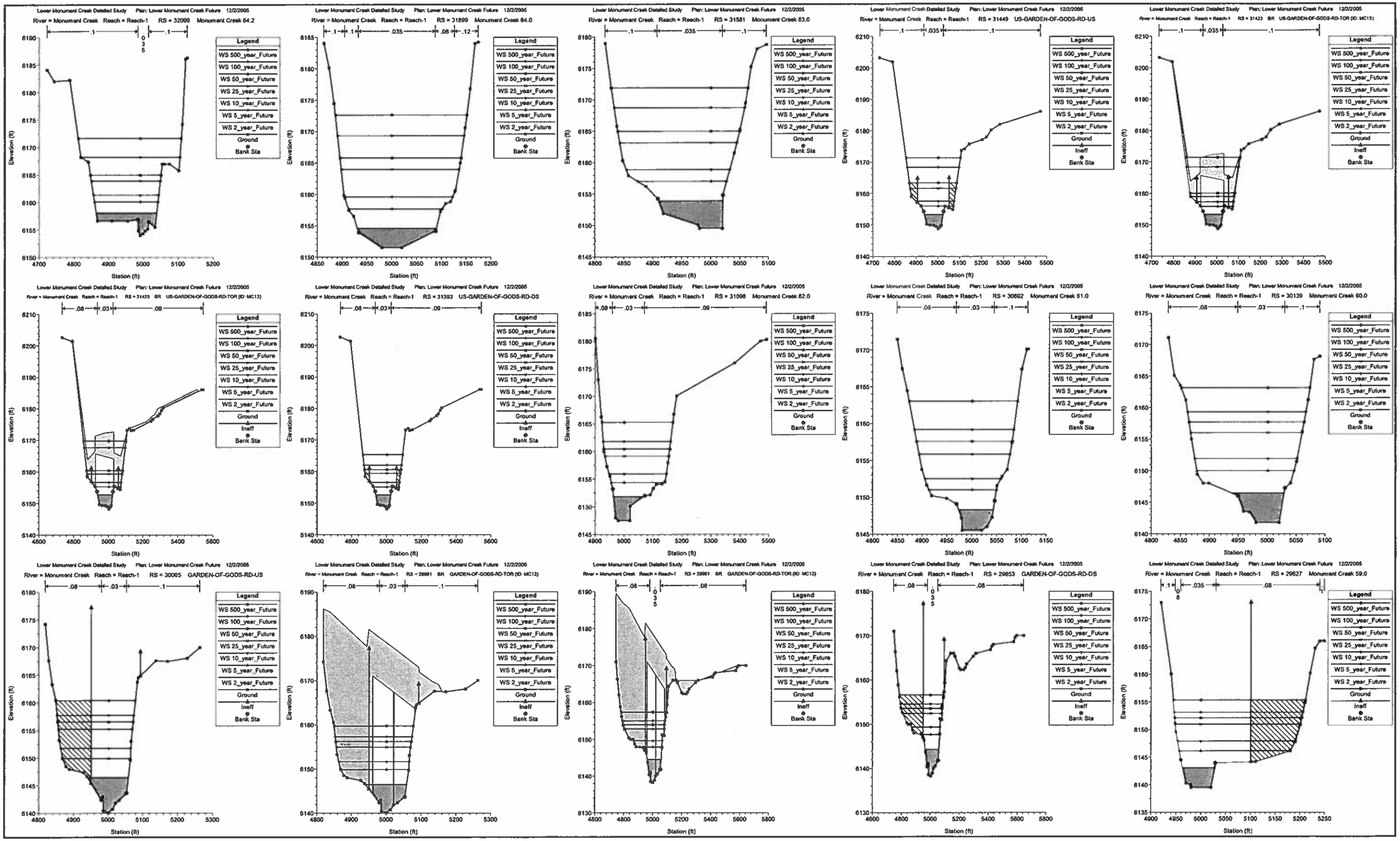
Lower Monument Creek Detailed Study Plan: Lower Monument Creek Future 12/2/2005
River = Monument Creek Reach = Reach-1 RS = 32099 Monument Creek 64.2
River = Monument Creek Reach = Reach-1 RS = 31899 Monument Creek 64.0
River = Monument Creek Reach = Reach-1 RS = 31581 Monument Creek 63.0
River = Monument Creek Reach = Reach-1 RS = 31449 US-GARDEN-OF-GODS-RD-US
River = Monument Creek Reach = Reach-1 RS = 31423 BR US-GARDEN-OF-GODS-RD-TOR (ID: MC13)
River = Monument Creek Reach = Reach-1 RS = 31423 BR US-GARDEN-OF-GODS-RD-TOR (ID: MC13)
River = Monument Creek Reach = Reach-1 RS = 31393 US-GARDEN-OF-GODS-RD-DS
River = Monument Creek Reach = Reach-1 RS = 31098 Monument Creek 62.0
River = Monument Creek Reach = Reach-1 RS = 30602 Monument Creek 61.0
River = Monument Creek Reach = Reach-1 RS = 30139 Monument Creek 60.0
River = Monument Creek Reach = Reach-1 RS = 30065 GARDEN-OF-GODS-RD-US
River = Monument Creek Reach = Reach-1 RS = 29981 BR GARDEN-OF-GODS-RD-TOR (ID: MC12)
River = Monument Creek Reach = Reach-1 RS = 29981 BR GARDEN-OF-GODS-RD-TOR (ID: MC12)
River = Monument Creek Reach = Reach-1 RS = 29853 GARDEN-OF-GODS-RD-DS
River = Monument Creek Reach = Reach-1 RS = 29627 Monument Creek 59.0
Legend
WS 500_year_Future
WS 100_year_Future
WS 50_year_Future
WS 25_year_Future
WS 10_year_Future
WS 5_year_Future
WS 2_year_Future
Ground
Ineff
Bank Sta
Elevation (ft)
Station (ft)

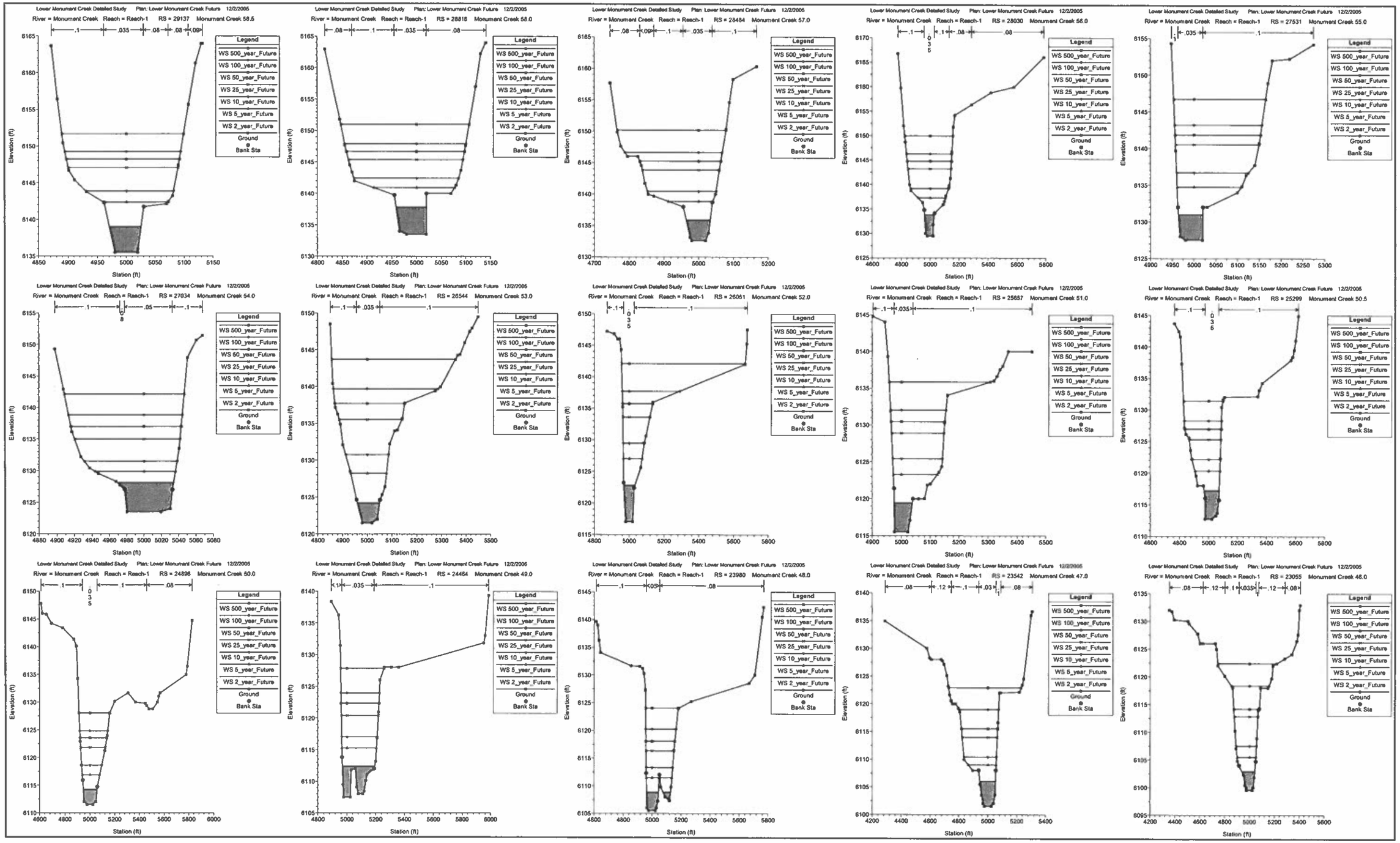
Lower Monument Creek Detailed Study Plan: Lower Monument Creek Future 12/2/2005
River = Monument Creek Reach = Reach-1 RS = 29137 Monument Creek 58.5
River = Monument Creek Reach = Reach-1 RS = 28818 Monument Creek 58.0
River = Monument Creek Reach = Reach-1 RS = 28484 Monument Creek 57.0
River = Monument Creek Reach = Reach-1 RS = 28030 Monument Creek 56.0
River = Monument Creek Reach = Reach-1 RS = 27531 Monument Creek 55.0
River = Monument Creek Reach = Reach-1 RS = 27034 Monument Creek 54.0
River = Monument Creek Reach = Reach-1 RS = 26544 Monument Creek 53.0
River = Monument Creek Reach = Reach-1 RS = 26051 Monument Creek 52.0
River = Monument Creek Reach = Reach-1 RS = 25657 Monument Creek 51.0
River = Monument Creek Reach = Reach-1 RS = 25299 Monument Creek 50.5
River = Monument Creek Reach = Reach-1 RS = 24896 Monument Creek 50.0
River = Monument Creek Reach = Reach-1 RS = 24464 Monument Creek 49.0
River = Monument Creek Reach = Reach-1 RS = 23980 Monument Creek 48.0
River = Monument Creek Reach = Reach-1 RS = 23542 Monument Creek 47.0
River = Monument Creek Reach = Reach-1 RS = 23055 Monument Creek 46.0
Legend
WS 500_year_Future
WS 100_year_Future
WS 50_year_Future
WS 25_year_Future
WS 10_year_Future
WS 5_year_Future
WS 2_year_Future
Ground
Bank Sta
Elevation (ft)
Station (ft)

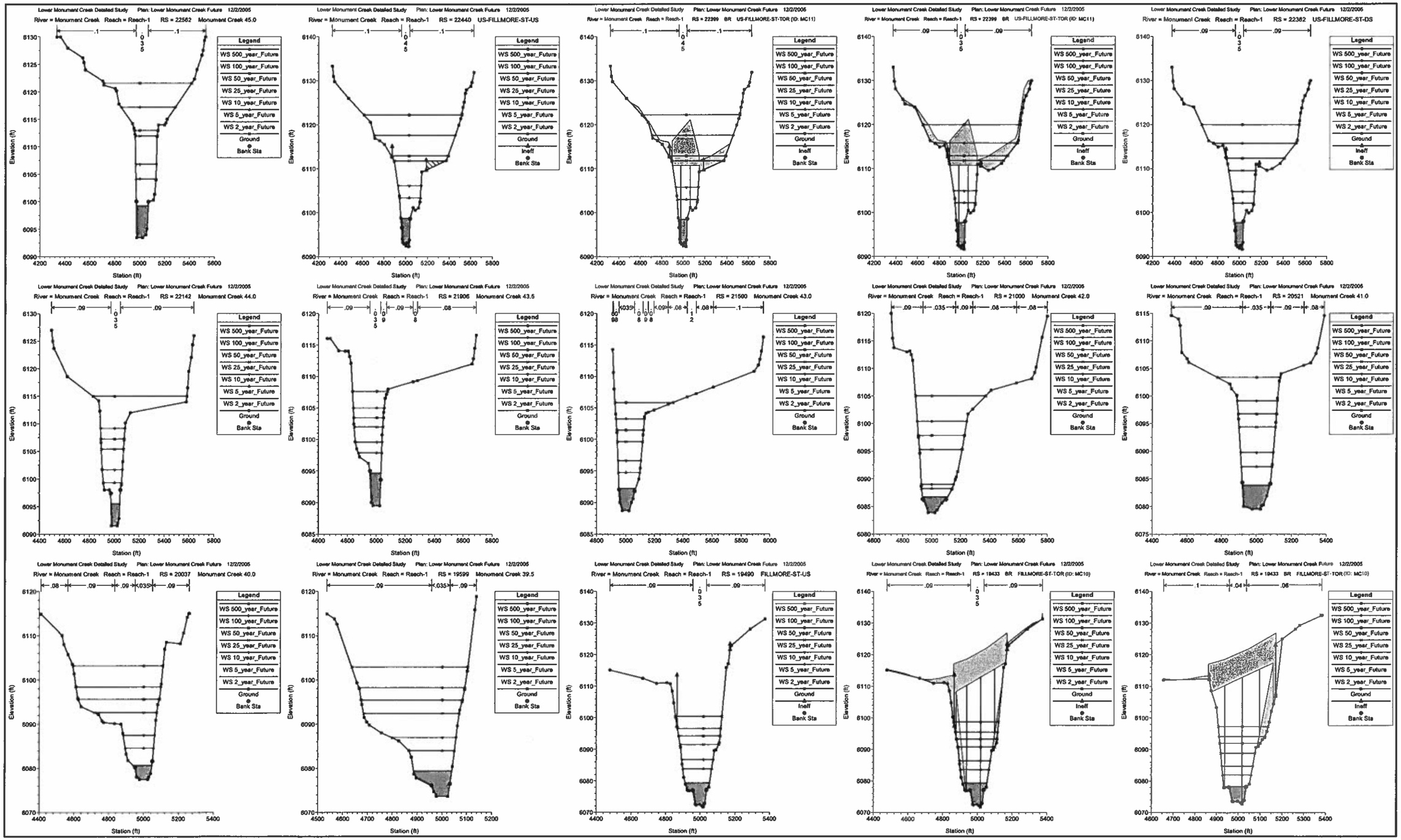
Lower Monument Creek Detailed Study Plan: Lower Monument Creek Future 12/2/2005
River = Monument Creek Reach = Reach-1 RS = 22562 Monument Creek 45.0
River = Monument Creek Reach = Reach-1 RS = 22440 US-FILLMORE-ST-US
River = Monument Creek Reach = Reach-1 RS = 22399 BR US-FILLMORE-ST-TOR (ID: MC11)
River = Monument Creek Reach = Reach-1 RS = 22399 BR US-FILLMORE-ST-TOR (ID: MC11)
River = Monument Creek Reach = Reach-1 RS = 22382 US-FILLMORE-ST-DS
River = Monument Creek Reach = Reach-1 RS = 22142 Monument Creek 44.0
River = Monument Creek Reach = Reach-1 RS = 21906 Monument Creek 43.5
River = Monument Creek Reach = Reach-1 RS = 21500 Monument Creek 43.0
River = Monument Creek Reach = Reach-1 RS = 21000 Monument Creek 42.0
River = Monument Creek Reach = Reach-1 RS = 20521 Monument Creek 41.0
River = Monument Creek Reach = Reach-1 RS = 20037 Monument Creek 40.0
River = Monument Creek Reach = Reach-1 RS = 19599 Monument Creek 39.5
River = Monument Creek Reach = Reach-1 RS = 19490 FILLMORE-ST-US
River = Monument Creek Reach = Reach-1 RS = 19433 BR FILLMORE-ST-TOR (ID: MC10)
River = Monument Creek Reach = Reach-1 RS = 19433 BR FILLMORE-ST-TOR (ID: MC10)
Legend
WS 500_year_Future
WS 100_year_Future
WS 50_year_Future
WS 25_year_Future
WS 10_year_Future
WS 5_year_Future
WS 2_year_Future
Ground
Ineff
Bank Sta
Elevation (ft)
Station (ft)

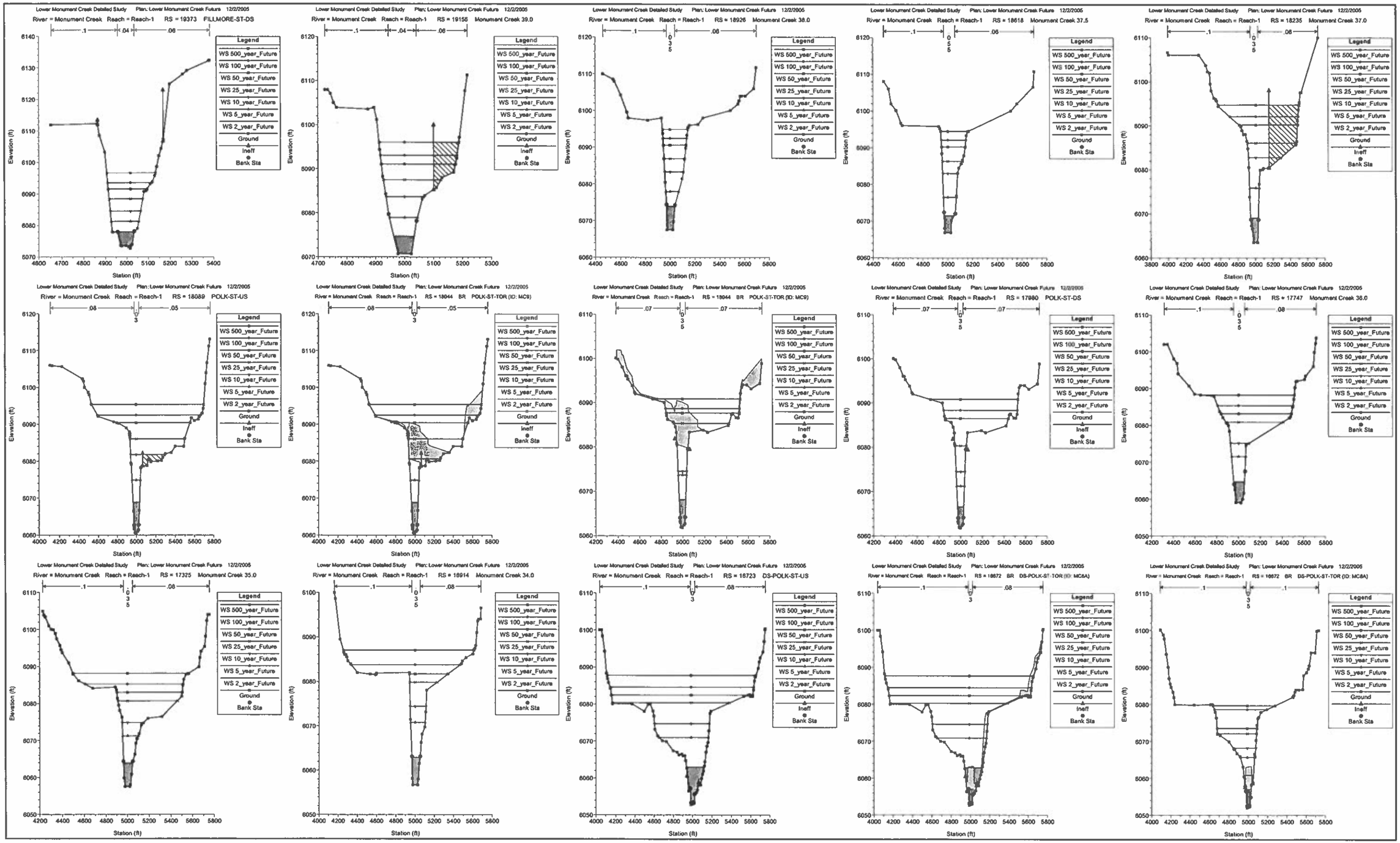
Lower Monument Creek Detailed Study Plan: Lower Monument Creek Future 12/2/2005
River = Monument Creek Reach = Reach-1 RS = 19373 FILLMORE-ST-DS
River = Monument Creek Reach = Reach-1 RS = 19155 Monument Creek 39.0
River = Monument Creek Reach = Reach-1 RS = 18926 Monument Creek 38.0
River = Monument Creek Reach = Reach-1 RS = 18618 Monument Creek 37.5
River = Monument Creek Reach = Reach-1 RS = 18235 Monument Creek 37.0
River = Monument Creek Reach = Reach-1 RS = 18089 POLK-ST-US
River = Monument Creek Reach = Reach-1 RS = 18044 BR POLK-ST-TOR (ID: MC9)
River = Monument Creek Reach = Reach-1 RS = 17980 POLK-ST-DS
River = Monument Creek Reach = Reach-1 RS = 17747 Monument Creek 36.0
River = Monument Creek Reach = Reach-1 RS = 17325 Monument Creek 35.0
River = Monument Creek Reach = Reach-1 RS = 16914 Monument Creek 34.0
River = Monument Creek Reach = Reach-1 RS = 16723 DS-POLK-ST-US
River = Monument Creek Reach = Reach-1 RS = 16672 BR DS-POLK-ST-TOR (ID: MC8A)
Legend
WS 500_year_Future
WS 100_year_Future
WS 50_year_Future
WS 25_year_Future
WS 10_year_Future
WS 5_year_Future
WS 2_year_Future
Ground
Ineff
Bank Sta
Elevation (ft)
Station (ft)

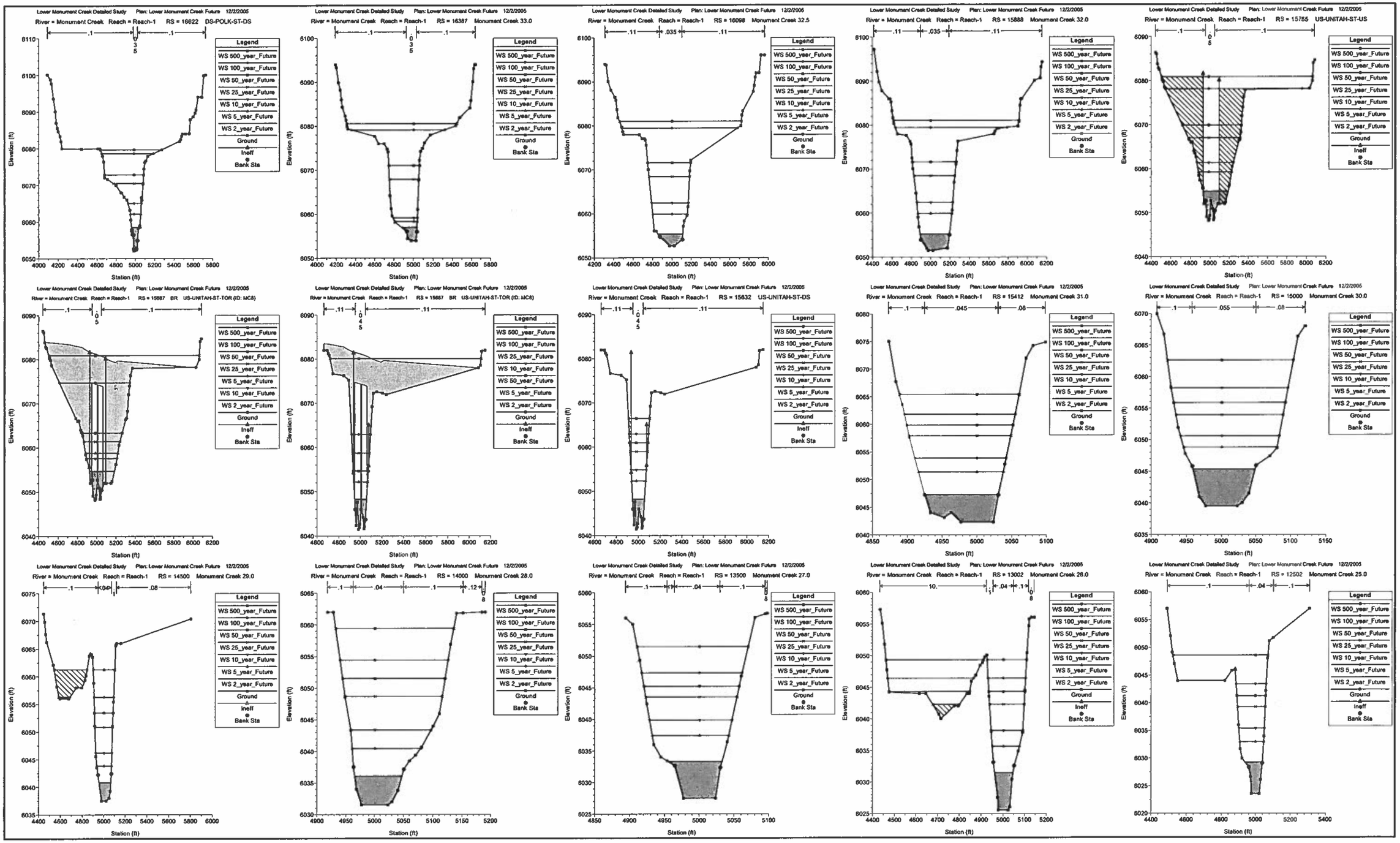
Lower Monument Creek Detailed Study Plan: Lower Monument Creek Future 12/2/2005
River = Monument Creek Reach = Reach-1 RS = 16622 DS-POLK-ST-DS
River = Monument Creek Reach = Reach-1 RS = 16387 Monument Creek 33.0
River = Monument Creek Reach = Reach-1 RS = 16098 Monument Creek 32.5
River = Monument Creek Reach = Reach-1 RS = 15888 Monument Creek 32.0
River = Monument Creek Reach = Reach-1 RS = 15755 US-UNITAH-ST-US
River = Monument Creek Reach = Reach-1 RS = 15687 BR US-UNITAH-ST-TOR (ID: MC8)
River = Monument Creek Reach = Reach-1 RS = 15687 BR US-UNITAH-ST-TOR (ID: MC8)
River = Monument Creek Reach = Reach-1 RS = 15832 US-UNITAH-ST-DS
River = Monument Creek Reach = Reach-1 RS = 15412 Monument Creek 31.0
River = Monument Creek Reach = Reach-1 RS = 15000 Monument Creek 30.0
River = Monument Creek Reach = Reach-1 RS = 14500 Monument Creek 29.0
River = Monument Creek Reach = Reach-1 RS = 14000 Monument Creek 28.0
River = Monument Creek Reach = Reach-1 RS = 13500 Monument Creek 27.0
River = Monument Creek Reach = Reach-1 RS = 13002 Monument Creek 26.0
River = Monument Creek Reach = Reach-1 RS = 12502 Monument Creek 25.0
Legend
WS 500_year_Future
WS 100_year_Future
WS 50_year_Future
WS 25_year_Future
WS 10_year_Future
WS 5_year_Future
WS 2_year_Future
Ground
Ineff
Bank Sta
Elevation (ft)
Station (ft)

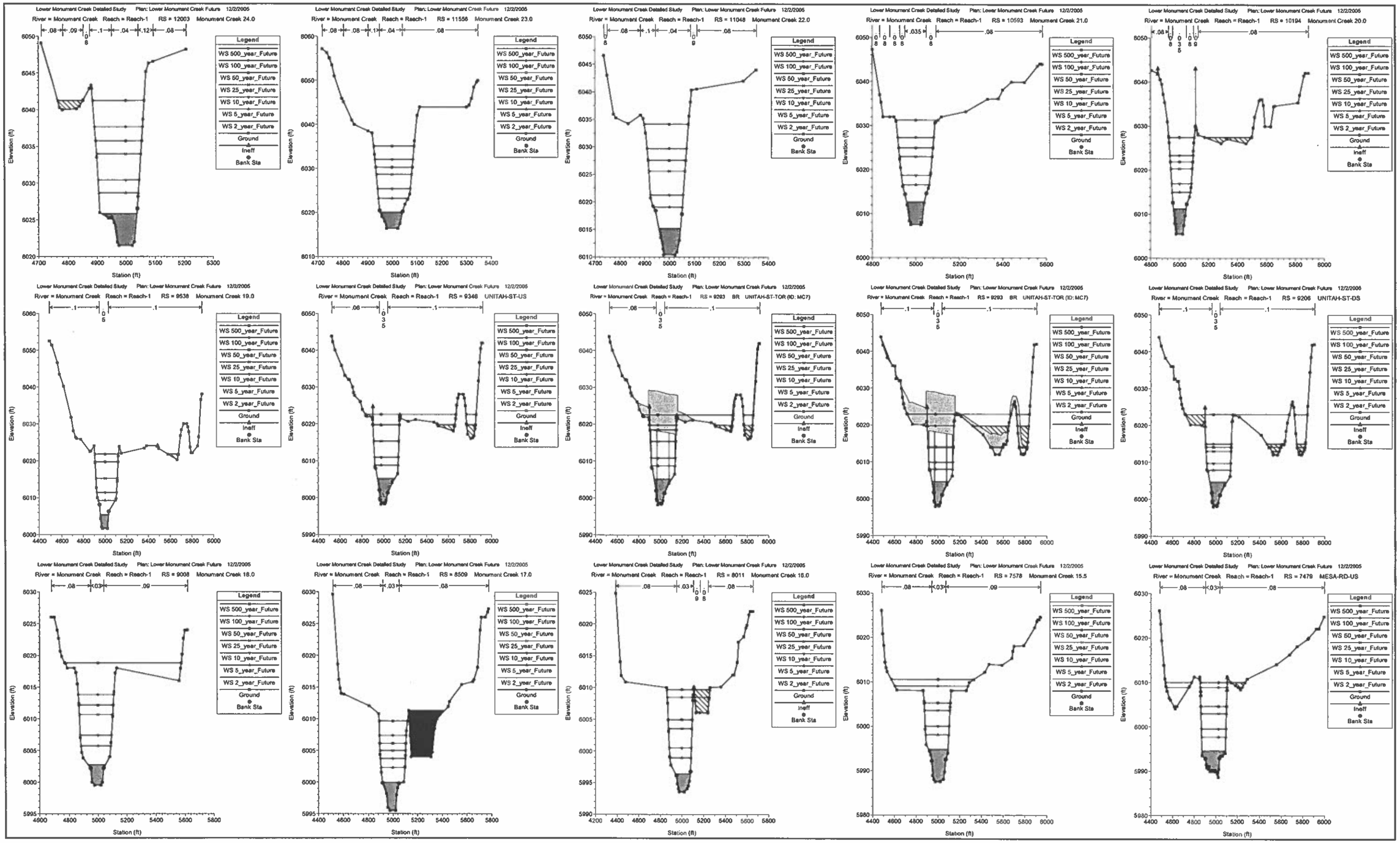
Lower Monument Creek Detailed Study Plan: Lower Monument Creek Future 12/2/2005
River = Monument Creek Reach = Reach-1 RS = 12003 Monument Creek 24.0
River = Monument Creek Reach = Reach-1 RS = 11556 Monument Creek 23.0
River = Monument Creek Reach = Reach-1 RS = 11048 Monument Creek 22.0
River = Monument Creek Reach = Reach-1 RS = 10593 Monument Creek 21.0
River = Monument Creek Reach = Reach-1 RS = 10194 Monument Creek 20.0
River = Monument Creek Reach = Reach-1 RS = 9538 Monument Creek 19.0
River = Monument Creek Reach = Reach-1 RS = 9346 UNITAH-ST-US
River = Monument Creek Reach = Reach-1 RS = 9293 BR UNITAH-ST-TOR (ID: MC7)
River = Monument Creek Reach = Reach-1 RS = 9206 UNITAH-ST-DS
River = Monument Creek Reach = Reach-1 RS = 9008 Monument Creek 18.0
River = Monument Creek Reach = Reach-1 RS = 8509 Monument Creek 17.0
River = Monument Creek Reach = Reach-1 RS = 8011 Monument Creek 16.0
River = Monument Creek Reach = Reach-1 RS = 7578 Monument Creek 15.5
River = Monument Creek Reach = Reach-1 RS = 7479 MESA-RD-US
Legend
WS 500_year_Future
WS 100_year_Future
WS 50_year_Future
WS 25_year_Future
WS 10_year_Future
WS 5_year_Future
WS 2_year_Future
Ground
Ineff
Bank Sta
Elevation (ft)
Station (ft)

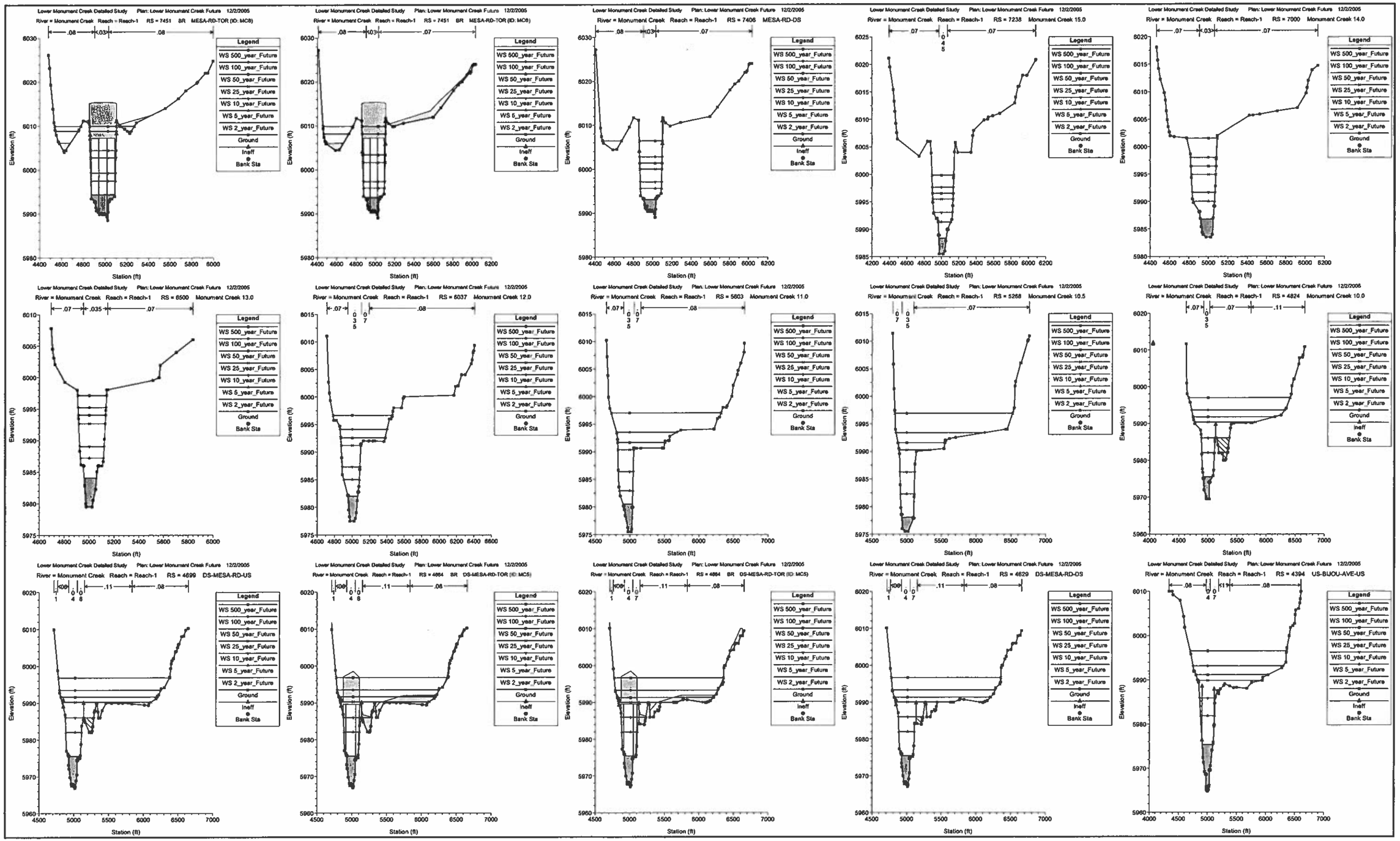
Lower Monument Creek Detailed Study Plan: Lower Monument Creek Future 12/2/2005
River = Monument Creek Reach = Reach-1 RS = 7451 BR MESA-RD-TOR (ID: MC8)
River = Monument Creek Reach = Reach-1 RS = 7451 BR MESA-RD-TOR (ID: MC8)
River = Monument Creek Reach = Reach-1 RS = 7406 MESA-RD-DS
River = Monument Creek Reach = Reach-1 RS = 7238 Monument Creek 15.0
River = Monument Creek Reach = Reach-1 RS = 7000 Monument Creek 14.0
River = Monument Creek Reach = Reach-1 RS = 6500 Monument Creek 13.0
River = Monument Creek Reach = Reach-1 RS = 6037 Monument Creek 12.0
River = Monument Creek Reach = Reach-1 RS = 5603 Monument Creek 11.0
River = Monument Creek Reach = Reach-1 RS = 5268 Monument Creek 10.5
River = Monument Creek Reach = Reach-1 RS = 4824 Monument Creek 10.0
River = Monument Creek Reach = Reach-1 RS = 4699 DS-MESA-RD-US
River = Monument Creek Reach = Reach-1 RS = 4664 BR DS-MESA-RD-TOR (ID: MC5)
River = Monument Creek Reach = Reach-1 RS = 4664 BR DS-MESA-RD-TOR (ID: MC5)
River = Monument Creek Reach = Reach-1 RS = 4629 DS-MESA-RD-DS
River = Monument Creek Reach = Reach-1 RS = 4394 US-BUOU-AVE-US
Legend
WS 500_year_Future
WS 100_year_Future
WS 50_year_Future
WS 25_year_Future
WS 10_year_Future
WS 5_year_Future
WS 2_year_Future
Ground
Ineff
Bank Sta
Elevation (ft)
Station (ft)

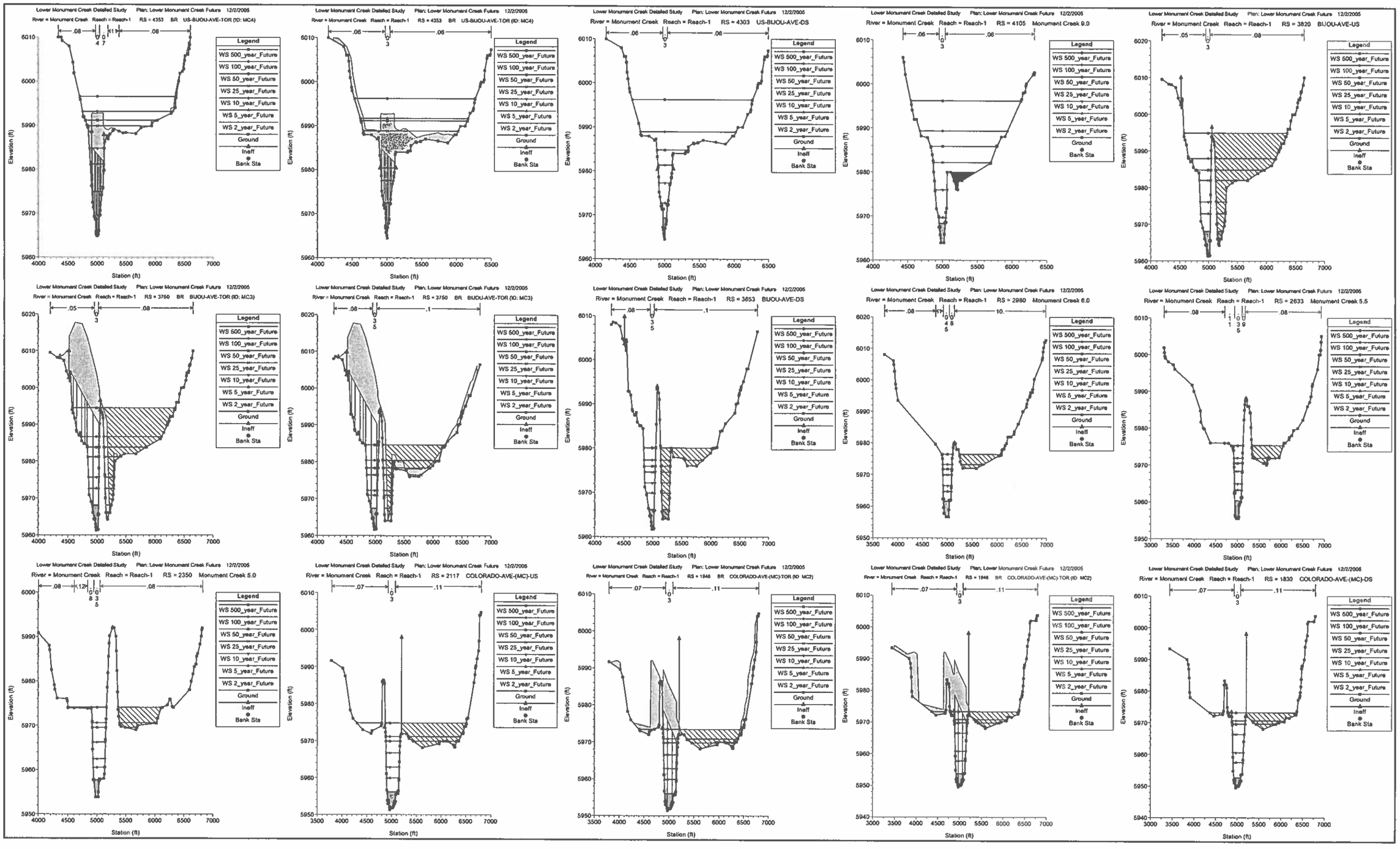
Lower Monument Creek Detailed Study Plan: Lower Monument Creek Future 12/2/2005
River = Monument Creek Reach = Reach-1 RS = 4353 BR US-BIJOU-AVE-TOR (ID: MC4)
River = Monument Creek Reach = Reach-1 RS = 4303 US-BIJOU-AVE-DS
River = Monument Creek Reach = Reach-1 RS = 4105 Monument Creek 9.0
River = Monument Creek Reach = Reach-1 RS = 3820 BIJOU-AVE-US
River = Monument Creek Reach = Reach-1 RS = 3750 BR BIJOU-AVE-TOR (ID: MC3)
River = Monument Creek Reach = Reach-1 RS = 3653 BIJOU-AVE-DS
River = Monument Creek Reach = Reach-1 RS = 2980 Monument Creek 6.0
River = Monument Creek Reach = Reach-1 RS = 2633 Monument Creek 5.5
River = Monument Creek Reach = Reach-1 RS = 2350 Monument Creek 5.0
River = Monument Creek Reach = Reach-1 RS = 2117 COLORADO-AVE-(MC)-US
River = Monument Creek Reach = Reach-1 RS = 1946 BR COLORADO-AVE-(MC)-TOR (ID MC2)
River = Monument Creek Reach = Reach-1 RS = 1830 COLORADO-AVE-(MC)-DS
Legend
WS 500_year_Future
WS 100_year_Future
WS 50_year_Future
WS 25_year_Future
WS 10_year_Future
WS 5_year_Future
WS 2_year_Future
Ground
Ineff
Bank Sta
Elevation (ft)
Station (ft)

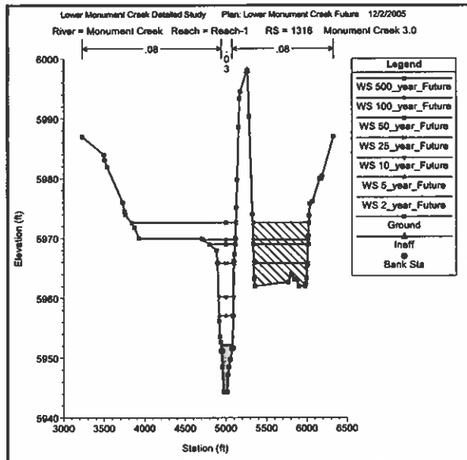
Lower Monument Creek Detailed Study Plan: Lower Monument Creek Future 12/2/2005
River = Monument Creek Reach = Reach-1 RS = 1316 Monument Creek 3.0
Legend
WS 500_year_Future
WS 100_year_Future
WS 50_year_Future
WS 25_year_Future
WS 10_year_Future
WS 5_year_Future
WS 2_year_Future
Ground
Ineff
Bank Sta
Elevation (ft)
Station (ft)

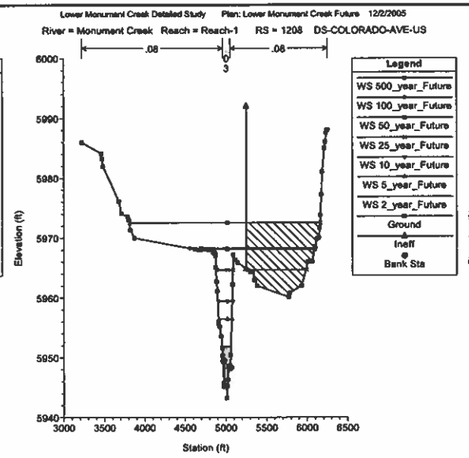
Lower Monument Creek Detailed Study Plan: Lower Monument Creek Future 12/2/2005
River = Monument Creek Reach = Reach-1 RS = 1208 DS-COLORADO-AVE-US
Legend
WS 500_year_Future
WS 100_year_Future
WS 50_year_Future
WS 25_year_Future
WS 10_year_Future
WS 5_year_Future
WS 2_year_Future
Ground
Ineff
Bank Sta
Elevation (ft)
Station (ft)

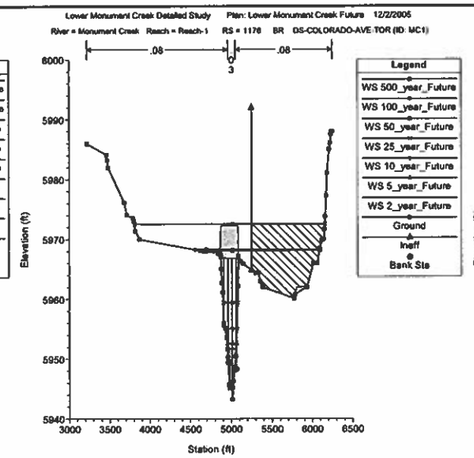
Lower Monument Creek Detailed Study Plan: Lower Monument Creek Future 12/2/2005
River = Monument Creek Reach = Reach-1 RS = 1176 BR DS-COLORADO-AVE-TOR (ID: MC1)
Legend
WS 500_year_Future
WS 100_year_Future
WS 50_year_Future
WS 25_year_Future
WS 10_year_Future
WS 5_year_Future
WS 2_year_Future
Ground
Ineff
Bank Sta
Elevation (ft)
Station (ft)

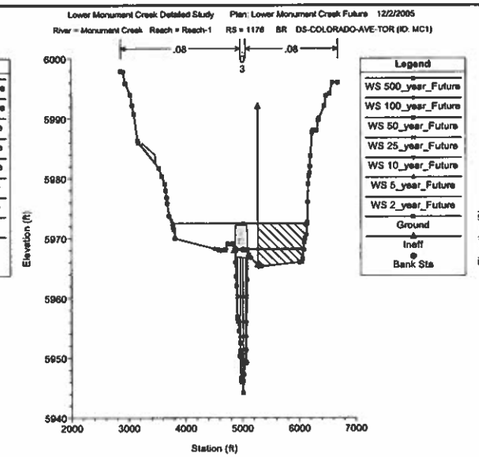
Lower Monument Creek Detailed Study Plan: Lower Monument Creek Future 12/2/2005
River = Monument Creek Reach = Reach-1 RS = 1176 BR DS-COLORADO-AVE-TOR (ID: MC1)
Legend
WS 500_year_Future
WS 100_year_Future
WS 50_year_Future
WS 25_year_Future
WS 10_year_Future
WS 5_year_Future
WS 2_year_Future
Ground
Ineff
Bank Sta
Elevation (ft)
Station (ft)

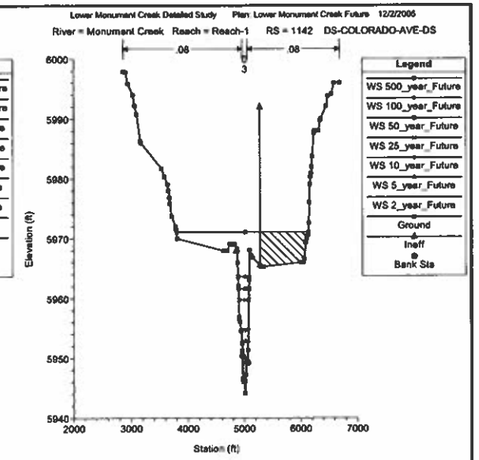
Lower Monument Creek Detailed Study Plan: Lower Monument Creek Future 12/2/2005
River = Monument Creek Reach = Reach-1 RS = 1142 DS-COLORADO-AVE-DS
Legend
WS 500_year_Future
WS 100_year_Future
WS 50_year_Future
WS 25_year_Future
WS 10_year_Future
WS 5_year_Future
WS 2_year_Future
Ground
Ineff
Bank Sta
Elevation (ft)
Station (ft)

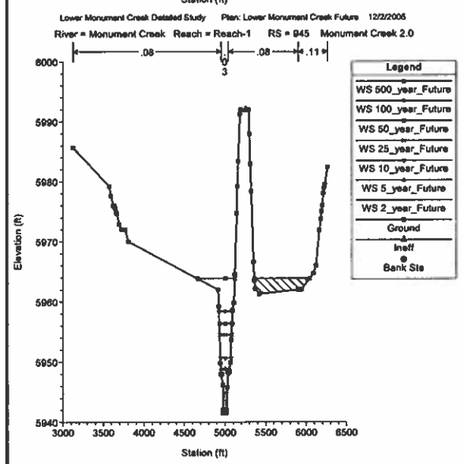
Lower Monument Creek Detailed Study Plan: Lower Monument Creek Future 12/2/2005
River = Monument Creek Reach = Reach-1 RS = 945 Monument Creek 2.0
Legend
WS 500_year_Future
WS 100_year_Future
WS 50_year_Future
WS 25_year_Future
WS 10_year_Future
WS 5_year_Future
WS 2_year_Future
Ground
Ineff
Bank Sta
Elevation (ft)
Station (ft)

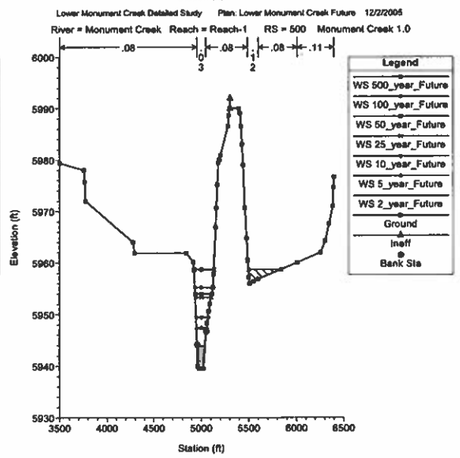
Lower Monument Creek Detailed Study Plan: Lower Monument Creek Future 12/2/2005
River = Monument Creek Reach = Reach-1 RS = 500 Monument Creek 1.0
Legend
WS 500_year_Future
WS 100_year_Future
WS 50_year_Future
WS 25_year_Future
WS 10_year_Future
WS 5_year_Future
WS 2_year_Future
Ground
Ineff
Bank Sta
Elevation (ft)
Station (ft)

HEC-RAS Plan: LMC Future River: Monument Creek Reach: Reach-1

Reach	River Sta	Profile	Q Total	Min Ch El	W.S. Elev	Crit W.S.	E.G. Elev	E.G. Slope	Vel Chnl	Flow Area	Top Width	Froude # Chl
			(cfs)	(ft)	(ft)	(ft)	(ft)	(ft/ft)	(ft/s)	(sq ft)	(ft)	
Reach-1	58596	2_year_Future	200.00	6337.50	6338.63	6338.64	6339.12	0.013801	5.60	35.73	37.63	1.01
Reach-1	58596	5_year_Future	850.00	6337.50	6340.13	6340.13	6341.20	0.010304	8.33	104.14	55.44	1.00
Reach-1	58596	10_year_Future	1600.00	6337.50	6341.28	6341.28	6342.82	0.008498	10.06	176.47	69.48	0.98
Reach-1	58596	25_year_Future	4600.00	6337.50	6344.10	6344.47	6347.23	0.008005	14.73	417.89	102.19	1.05
Reach-1	58596	50_year_Future	6900.00	6337.50	6345.63	6346.32	6349.72	0.008010	17.10	589.05	121.37	1.09
Reach-1	58596	100_year_Future	9800.00	6337.50	6347.23	6348.18	6352.33	0.008012	19.41	796.41	137.60	1.12
Reach-1	58596	500_year_Future	19000.00	6337.50	6351.12	6353.17	6358.68	0.006002	24.52	1403.50	173.66	1.19
Reach-1	58096	2_year_Future	200.00	6333.50	6335.22	6334.69	6335.44	0.003553	3.71	53.97	37.92	0.55
Reach-1	58096	5_year_Future	850.00	6333.50	6336.97	6336.34	6337.80	0.004747	6.38	134.84	58.81	0.70
Reach-1	58096	10_year_Future	1600.00	6333.50	6337.85	6337.52	6339.07	0.006248	8.89	196.52	83.45	0.84
Reach-1	58096	25_year_Future	4600.00	6333.50	6340.19	6340.64	6343.14	0.008151	14.31	437.51	119.75	1.05
Reach-1	58096	50_year_Future	6900.00	6333.50	6341.41	6342.76	6345.47	0.009004	17.08	604.22	154.85	1.13
Reach-1	58096	100_year_Future	9800.00	6333.50	6342.56	6344.40	6347.84	0.010029	19.93	859.96	305.17	1.23
Reach-1	58096	500_year_Future	19000.00	6333.50	6344.54	6347.36	6353.34	0.014138	27.35	1531.18	406.21	1.51
Reach-1	57675	2_year_Future	200.00	6331.33	6332.36	6332.36	6332.79	0.013739	5.26	37.99	43.80	1.00
Reach-1	57675	5_year_Future	850.00	6331.33	6333.76	6333.76	6334.73	0.010435	7.91	108.10	59.23	0.99
Reach-1	57675	10_year_Future	1600.00	6331.33	6334.86	6334.88	6336.12	0.007853	9.15	196.28	113.30	0.93
Reach-1	57675	25_year_Future	4600.00	6331.33	6336.94	6337.49	6339.45	0.008792	13.70	543.79	216.50	1.07
Reach-1	57675	50_year_Future	6900.00	6331.33	6337.82	6338.69	6341.22	0.010271	16.46	738.40	227.33	1.18
Reach-1	57675	100_year_Future	9800.00	6331.33	6338.78	6339.98	6343.08	0.011250	19.01	982.06	242.28	1.27
Reach-1	57675	500_year_Future	19000.00	6331.33	6341.47	6343.13	6347.21	0.010949	23.33	1711.09	327.92	1.32
Reach-1	57245	2_year_Future	200.00	6327.50	6329.39	6328.49	6329.46	0.001121	2.06	97.18	70.09	0.31
Reach-1	57245	5_year_Future	850.00	6327.50	6331.15	6329.69	6331.32	0.001158	3.40	310.69	154.18	0.35
Reach-1	57245	10_year_Future	1600.00	6327.50	6332.13	6330.59	6332.43	0.001434	4.60	484.16	159.19	0.41
Reach-1	57245	25_year_Future	4600.00	6327.50	6334.58	6332.64	6335.36	0.002071	7.68	866.27	170.89	0.54
Reach-1	57245	50_year_Future	6900.00	6327.50	6335.83	6333.83	6337.01	0.002425	9.38	1087.02	176.35	0.60
Reach-1	57245	100_year_Future	9800.00	6327.50	6337.12	6335.10	6338.77	0.002812	11.21	1316.66	181.66	0.66
Reach-1	57245	500_year_Future	19000.00	6327.50	6339.99	6338.49	6343.25	0.003905	15.94	1858.89	198.62	0.82
Reach-1	57099	2_year_Future	200.00	6327.50	6328.57	6328.57	6329.02	0.014303	5.35	37.41	43.45	1.02
Reach-1	57099	5_year_Future	850.00	6327.50	6330.06	6330.02	6330.89	0.009199	7.32	123.39	190.52	0.93
Reach-1	57099	10_year_Future	1600.00	6327.50	6331.00	6331.00	6331.97	0.007039	8.34	304.43	195.50	0.87
Reach-1	57099	25_year_Future	4600.00	6327.50	6333.00	6333.00	6334.75	0.007243	12.05	712.94	218.67	0.96
Reach-1	57099	50_year_Future	6900.00	6327.50	6334.15	6334.14	6336.34	0.007185	13.82	974.87	233.47	0.99
Reach-1	57099	100_year_Future	9800.00	6327.50	6335.34	6335.34	6338.04	0.007249	15.66	1256.29	238.96	1.03
Reach-1	57099	500_year_Future	19000.00	6327.50	6338.38	6338.38	6342.41	0.007230	19.78	1999.19	248.51	1.09
Reach-1	56596	2_year_Future	200.00	6323.50	6325.09	6324.65	6325.31	0.004192	3.71	53.90	42.92	0.58
Reach-1	56596	5_year_Future	850.00	6323.50	6326.34	6326.26	6327.03	0.006356	6.98	153.89	123.16	0.80
Reach-1	56596	10_year_Future	1600.00	6323.50	6327.01	6327.10	6328.15	0.008121	9.32	240.27	133.81	0.94
Reach-1	56596	25_year_Future	4600.00	6323.50	6329.23	6329.23	6331.07	0.007365	12.78	571.82	162.51	0.98
Reach-1	56596	50_year_Future	6900.00	6323.50	6330.47	6330.43	6332.73	0.007163	14.52	783.44	178.89	1.00
Reach-1	56596	100_year_Future	9800.00	6323.50	6331.90	6331.71	6334.49	0.006584	15.90	1055.16	198.52	0.99
Reach-1	56596	500_year_Future	19000.00	6323.50	6336.74	6334.89	6339.31	0.003856	16.70	2116.06	239.23	0.82
Reach-1	56106	2_year_Future	210.00	6321.50	6322.58	6322.38	6322.75	0.006480	3.33	63.06	82.40	0.67
Reach-1	56106	5_year_Future	860.00	6321.50	6323.73	6323.34	6324.14	0.005238	5.08	169.16	99.91	0.69
Reach-1	56106	10_year_Future	1600.00	6321.50	6324.63	6324.05	6325.20	0.004354	6.11	277.07	233.89	0.67
Reach-1	56106	25_year_Future	4800.00	6321.50	6327.50	6326.18	6328.52	0.002947	6.29	657.90	259.27	0.63
Reach-1	56106	50_year_Future	7200.00	6321.50	6329.02	6327.36	6330.37	0.002647	9.61	865.64	269.02	0.64
Reach-1	56106	100_year_Future	10000.00	6321.50	6330.44	6328.55	6332.20	0.002899	10.97	1064.39	277.47	0.67
Reach-1	56106	500_year_Future	20000.00	6321.50	6332.50	6332.18	6336.88	0.005472	17.45	1358.13	289.13	0.95
Reach-1	55914	2_year_Future	210.00	6319.50	6320.56	6320.56	6320.98	0.013931	5.17	40.65	48.84	1.00
Reach-1	55914	5_year_Future	860.00	6319.50	6321.85	6321.85	6322.68	0.011204	7.32	117.57	71.06	1.00
Reach-1	55914	10_year_Future	1600.00	6319.50	6322.69	6322.69	6323.93	0.009788	8.94	181.04	78.06	1.00
Reach-1	55914	25_year_Future	4800.00	6319.50	6325.51	6325.51	6327.61	0.006344	11.94	497.46	148.85	0.92
Reach-1	55914	50_year_Future	7200.00	6319.50	6326.92	6326.92	6329.49	0.005895	13.48	723.51	171.08	0.92
Reach-1	55914	100_year_Future	10000.00	6319.50	6328.31	6328.31	6331.32	0.005580	14.87	979.60	212.23	0.92
Reach-1	55914	500_year_Future	20000.00	6319.50	6332.20	6332.20	6335.67	0.004415	17.18	2211.95	367.16	0.87
Reach-1	55584	2_year_Future	210.00	6315.50	6317.32	6316.70	6317.50	0.003048	3.46	60.71	42.10	0.51
Reach-1	55584	5_year_Future	860.00	6315.50	6319.19	6318.26	6319.87	0.003006	5.61	188.19	74.09	0.57
Reach-1	55584	10_year_Future	1600.00	6315.50	6320.27	6319.38	6321.09	0.003533	7.45	258.35	101.87	0.65
Reach-1	55584	25_year_Future	4800.00	6315.50	6322.83	6322.59	6324.80	0.004964	12.21	607.86	156.85	0.83
Reach-1	55584	50_year_Future	7200.00	6315.50	6324.21	6324.07	6326.75	0.005262	14.25	832.08	167.99	0.89
Reach-1	55584	100_year_Future	10000.00	6315.50	6325.57	6325.51	6328.65	0.005431	16.06	1073.05	187.82	0.92
Reach-1	55584	500_year_Future	20000.00	6315.50	6330.10	6329.93	6333.62	0.004239	18.44	2306.97	404.63	0.87
Reach-1	55096	2_year_Future	210.00	6313.50	6314.88		6315.22	0.007942	4.66	44.85	40.66	0.79
Reach-1	55096	5_year_Future	860.00	6313.50	6316.20	6316.17	6317.22	0.009413	6.13	108.82	62.15	0.96
Reach-1	55096	10_year_Future	1600.00	6313.50	6317.38	6317.38	6318.67	0.007109	9.37	209.59	108.94	0.89
Reach-1	55096	25_year_Future	4800.00	6313.50	6320.06	6320.06	6322.11	0.006118	12.81	586.32	152.85	0.91
Reach-1	55096	50_year_Future	7200.00	6313.50	6321.38	6321.38	6323.96	0.006250	14.75	791.56	158.65	0.95
Reach-1	55096	100_year_Future	10000.00	6313.50	6322.70	6322.70	6325.80	0.006303	16.52	1004.25	164.48	0.99
Reach-1	55096	500_year_Future	20000.00	6313.50	6326.42	6326.42	6331.01	0.006317	20.95	1850.73	184.07	1.05
Reach-1	54607	2_year_Future	210.00	6309.67	6311.01	6310.82	6311.32	0.007934	4.47	46.98	45.83	0.78

HEC-RAS Plan: LMC Future River: Monument Creek Reach: Reach-1 (Continued)

Reach	River Sta	Profile	Q Total	Min Ch El	W.S. Elev	Crit W.S.	E.G. Elev	E.G. Slope	Vel Chnl	Flow Area	Top Width	Froude # Chl
			(cfs)	(ft)	(ft)	(ft)	(ft)	(ft/ft)	(ft/s)	(sq ft)	(ft)	
Reach-1	54607	5_year_Future	860.00	6309.67	6312.46		6313.14	0.007089	6.68	129.57	65.54	0.82
Reach-1	54607	10_year_Future	1600.00	6309.67	6313.48	6313.14	6314.51	0.006349	8.13	201.31	74.16	0.83
Reach-1	54607	25_year_Future	4800.00	6309.67	6316.25	6316.11	6318.44	0.005911	12.15	482.31	141.65	0.89
Reach-1	54607	50_year_Future	7200.00	6309.67	6317.19	6317.81	6320.53	0.007573	15.21	626.43	168.19	1.04
Reach-1	54607	100_year_Future	10000.00	6309.67	6318.49	6319.26	6322.40	0.007326	18.84	867.25	198.74	1.05
Reach-1	54607	500_year_Future	20000.00	6309.67	6321.62	6322.90	6327.47	0.007790	21.66	1534.85	222.14	1.14
Reach-1	54134	2_year_Future	210.00	6307.50	6309.03	6308.50	6309.17	0.002827	2.92	71.90	61.53	0.48
Reach-1	54134	5_year_Future	860.00	6307.50	6310.46		6310.88	0.003253	5.24	172.58	80.67	0.58
Reach-1	54134	10_year_Future	1600.00	6307.50	6311.38		6312.12	0.003848	7.01	257.85	105.79	0.66
Reach-1	54134	25_year_Future	4800.00	6307.50	6313.45	6313.45	6315.54	0.006226	12.19	544.33	170.91	0.91
Reach-1	54134	50_year_Future	7200.00	6307.50	6314.81	6314.94	6317.34	0.005928	13.79	804.83	214.39	0.93
Reach-1	54134	100_year_Future	10000.00	6307.50	6316.02	6316.30	6319.01	0.005959	15.39	1088.17	253.64	0.95
Reach-1	54134	500_year_Future	20000.00	6307.50	6318.53	6319.72	6323.54	0.007741	21.00	1820.93	322.94	1.14
Reach-1	53659	2_year_Future	210.00	6305.53	6307.08		6307.18	0.006773	2.54	82.81	78.27	0.43
Reach-1	53659	5_year_Future	860.00	6305.53	6308.48		6308.71	0.006422	3.87	239.70	166.22	0.47
Reach-1	53659	10_year_Future	1600.00	6305.53	6309.31		6309.66	0.006550	4.90	386.71	186.96	0.51
Reach-1	53659	25_year_Future	4800.00	6305.53	6311.79	6310.46	6312.29	0.004918	6.40	1184.64	393.58	0.49
Reach-1	53659	50_year_Future	7200.00	6305.53	6313.06	6311.39	6313.61	0.004431	6.99	1694.16	405.69	0.48
Reach-1	53659	100_year_Future	10000.00	6305.53	6314.39	6312.15	6314.97	0.003976	7.48	2236.57	417.92	0.47
Reach-1	53659	500_year_Future	20000.00	6305.53	6317.96	6314.23	6318.73	0.003493	8.97	3805.94	464.32	0.46
Reach-1	53226	2_year_Future	210.00	6301.50	6302.73	6302.73	6303.22	0.012750	5.61	37.43	36.95	0.98
Reach-1	53226	5_year_Future	860.00	6301.50	6304.30	6304.30	6305.25	0.009698	7.85	112.34	65.80	0.96
Reach-1	53226	10_year_Future	1600.00	6301.50	6305.44	6305.44	6306.64	0.007024	8.98	240.97	158.65	0.88
Reach-1	53226	25_year_Future	4800.00	6301.50	6308.18	6308.18	6309.92	0.005445	11.92	850.84	423.82	0.86
Reach-1	53226	50_year_Future	7200.00	6301.50	6309.47	6309.47	6311.40	0.005163	13.22	1292.24	489.89	0.87
Reach-1	53226	100_year_Future	10000.00	6301.50	6310.51	6310.51	6312.80	0.005459	14.88	1653.98	507.65	0.91
Reach-1	53226	500_year_Future	20000.00	6301.50	6314.62	6313.31	6316.98	0.003888	16.43	3094.39	587.50	0.82
Reach-1	52783	2_year_Future	210.00	6297.50	6299.26	6298.66	6299.45	0.003033	3.46	60.72	42.09	0.51
Reach-1	52783	5_year_Future	860.00	6297.50	6301.19	6300.20	6301.65	0.002784	5.53	175.92	83.32	0.55
Reach-1	52783	10_year_Future	1600.00	6297.50	6302.60	6301.36	6303.24	0.002466	6.68	316.46	118.00	0.55
Reach-1	52783	25_year_Future	4800.00	6297.50	6306.58	6304.70	6307.33	0.001606	8.20	1190.41	297.79	0.50
Reach-1	52783	50_year_Future	7200.00	6297.50	6308.46	6306.10	6309.24	0.001432	8.85	1792.52	335.81	0.48
Reach-1	52783	100_year_Future	10000.00	6297.50	6310.22	6307.25	6311.05	0.001346	9.52	2401.86	358.69	0.48
Reach-1	52783	500_year_Future	20000.00	6297.50	6314.66		6315.66	0.001271	11.38	4434.52	540.36	0.49
Reach-1	52483	2_year_Future	210.00	6296.27	6297.72	6297.50	6298.09	0.007241	4.83	43.46	34.97	0.76
Reach-1	52483	5_year_Future	860.00	6296.27	6299.31	6299.15	6300.26	0.008498	7.81	110.29	49.73	0.91
Reach-1	52483	10_year_Future	1600.00	6296.27	6300.29	6300.29	6301.87	0.008998	10.11	163.02	58.03	0.99
Reach-1	52483	25_year_Future	4800.00	6296.27	6304.10	6304.10	6306.39	0.005059	12.72	546.99	176.22	0.84
Reach-1	52483	50_year_Future	7200.00	6296.27	6305.75	6305.75	6308.35	0.004728	14.15	858.06	201.52	0.84
Reach-1	52483	100_year_Future	10000.00	6296.27	6307.19	6307.19	6310.15	0.004697	15.62	1173.68	238.96	0.86
Reach-1	52483	500_year_Future	20000.00	6296.27	6311.96		6314.88	0.003369	17.11	2537.35	333.18	0.78
Reach-1	52071	2_year_Future	210.00	6293.50	6294.73	6294.56	6295.02	0.007593	4.30	48.80	48.83	0.76
Reach-1	52071	5_year_Future	860.00	6293.50	6296.08	6295.89	6296.79	0.008060	6.87	125.58	75.08	0.87
Reach-1	52071	10_year_Future	1600.00	6293.50	6296.83	6296.85	6298.08	0.008929	9.04	188.11	89.09	0.97
Reach-1	52071	25_year_Future	4800.00	6293.50	6298.32	6299.60	6302.65	0.017557	17.00	319.15	120.53	1.46
Reach-1	52071	50_year_Future	7200.00	6293.50	6299.70	6301.17	6304.92	0.014729	18.82	448.41	202.68	1.41
Reach-1	52071	100_year_Future	10000.00	6293.50	6301.35	6302.76	6307.00	0.011490	19.76	613.89	255.98	1.30
Reach-1	52071	500_year_Future	20000.00	6293.50	6307.58	6307.58	6312.95	0.005057	19.85	1397.54	413.71	0.95
Reach-1	51623	2_year_Future	210.00	6291.50	6292.74		6292.86	0.003207	2.73	76.96	80.00	0.49
Reach-1	51623	5_year_Future	860.00	6291.50	6293.96		6294.28	0.003769	4.56	189.00	108.50	0.59
Reach-1	51623	10_year_Future	1600.00	6291.50	6294.91	6294.09	6295.38	0.003195	5.52	308.18	132.40	0.58
Reach-1	51623	25_year_Future	4800.00	6291.50	6296.06	6296.20	6298.82	0.002020	7.27	838.46	222.15	0.53
Reach-1	51623	50_year_Future	7200.00	6291.50	6299.92	6297.44	6300.77	0.001643	7.86	1316.52	283.75	0.50
Reach-1	51623	100_year_Future	10000.00	6291.50	6301.78	6298.66	6302.68	0.001382	8.32	1852.07	292.44	0.47
Reach-1	51623	500_year_Future	20000.00	6291.50	6306.74	6301.85	6307.89	0.001116	9.86	3401.76	345.37	0.45
Reach-1	51147	2_year_Future	210.00	6289.50	6290.61	6290.41	6290.80	0.006103	3.47	60.62	71.67	0.66
Reach-1	51147	5_year_Future	860.00	6289.50	6291.99	6291.43	6292.41	0.004064	5.23	166.74	82.23	0.63
Reach-1	51147	10_year_Future	1600.00	6289.50	6292.91	6292.25	6293.62	0.004186	6.76	245.78	88.08	0.68
Reach-1	51147	25_year_Future	4800.00	6289.50	6295.02	6294.84	6297.12	0.006337	11.78	454.32	112.33	0.91
Reach-1	51147	50_year_Future	7200.00	6289.50	6296.34	6296.34	6299.18	0.006449	13.83	614.02	129.32	0.96
Reach-1	51147	100_year_Future	10000.00	6289.50	6297.87	6297.87	6301.23	0.005890	15.21	826.23	148.92	0.95
Reach-1	51147	500_year_Future	20000.00	6289.50	6302.25	6302.25	6306.61	0.004628	18.03	1684.99	406.83	0.90
Reach-1	50773	2_year_Future	210.00	6287.50	6289.19	6288.40	6289.26	0.002867	2.17	96.79	70.94	0.33
Reach-1	50773	5_year_Future	860.00	6287.50	6290.88	6289.50	6290.91	0.003656	3.98	255.15	150.99	0.42
Reach-1	50773	10_year_Future	1600.00	6287.50	6291.56	6290.50	6291.95	0.004209	5.14	409.81	191.00	0.47
Reach-1	50773	25_year_Future	4800.00	6287.50	6293.97	6292.67	6294.64	0.004792	7.62	962.71	261.73	0.54
Reach-1	50773	50_year_Future	7200.00	6287.50	6295.02	6293.70	6295.91	0.005437	9.03	1247.93	279.27	0.59
Reach-1	50773	100_year_Future	10000.00	6287.50	6296.05	6294.63	6297.16	0.005901	10.29	1544.17	293.90	0.63
Reach-1	50773	500_year_Future	20000.00	6287.50	6299.36	6297.20	6300.86	0.005618	12.58	2618.80	452.39	0.65
Reach-1	50369	2_year_Future	210.00	6285.50	6286.66	6286.66	6287.14	0.013782	5.51	38.14	41.03	1.01
Reach-1	50369	5_year_Future	860.00	6285.50	6288.34	6288.34	6289.00	0.006765	6.69	187.74	252.41	0.81

HEC-RAS Plan: LMC Future River: Monument Creek Reach: Reach-1 (Continued)

Reach	River Sta	Profile	Q Total	Min Ch El	W.S. Elev	Crit W.S.	E.G. Elev	E.G. Slope	Vel Chnl	Flow Area	Top Width	Froude # Chl
			(cfs)	(ft)	(ft)	(ft)	(ft)	(ft/ft)	(ft/s)	(sq ft)	(ft)	
Reach-1	50389	10_year_Future	1600.00	6285.50	6289.07	6289.07	6289.90	0.006634	7.99	377.84	264.96	0.84
Reach-1	50389	25_year_Future	4800.00	6285.50	6290.86	6290.86	6292.30	0.007423	11.71	893.50	307.42	0.96
Reach-1	50389	50_year_Future	7200.00	6285.50	6292.14		6293.64	0.006089	12.49	1300.09	328.47	0.91
Reach-1	50389	100_year_Future	10000.00	6285.50	6293.64		6295.11	0.004702	12.77	1811.31	353.15	0.83
Reach-1	50389	500_year_Future	20000.00	6285.50	6297.45		6299.15	0.003518	14.57	3307.48	415.13	0.77
Reach-1	49923	2_year_Future	210.00	6281.50	6283.17	6282.58	6283.31	0.002281	2.95	75.11	61.49	0.44
Reach-1	49923	5_year_Future	860.00	6281.50	6285.14	6283.84	6285.43	0.001642	4.50	290.99	175.35	0.43
Reach-1	49923	10_year_Future	1600.00	6281.50	6286.58	6284.97	6286.90	0.001309	5.10	604.05	245.78	0.41
Reach-1	49923	25_year_Future	4800.00	6281.50	6290.20	6287.38	6290.65	0.001099	6.79	1577.09	304.15	0.41
Reach-1	49923	50_year_Future	7200.00	6281.50	6291.64		6292.25	0.001281	8.14	2031.31	323.60	0.46
Reach-1	49923	100_year_Future	10000.00	6281.50	6293.00		6293.79	0.001446	9.43	2477.80	332.36	0.50
Reach-1	49923	500_year_Future	20000.00	6281.50	6296.56		6297.88	0.001827	12.75	3862.70	415.37	0.58
Reach-1	49443	2_year_Future	210.00	6279.50	6280.92	6280.76	6281.37	0.008652	5.37	39.11	30.27	0.83
Reach-1	49443	5_year_Future	860.00	6279.50	6282.63	6282.62	6283.81	0.008586	8.82	109.36	58.72	0.93
Reach-1	49443	10_year_Future	1600.00	6279.50	6283.90	6283.90	6285.52	0.007477	10.60	190.08	67.48	0.93
Reach-1	49443	25_year_Future	4800.00	6279.50	6287.59	6287.59	6289.54	0.004743	12.99	720.30	264.40	0.82
Reach-1	49443	50_year_Future	7200.00	6279.50	6289.06	6289.06	6291.07	0.004426	14.10	1154.19	305.31	0.82
Reach-1	49443	100_year_Future	10000.00	6279.50	6290.15	6290.15	6292.47	0.004807	15.82	1489.77	311.82	0.87
Reach-1	49443	500_year_Future	20000.00	6279.50	6292.96	6292.96	6296.25	0.005755	20.33	2388.14	326.81	0.99
Reach-1	49034	2_year_Future	210.00	6277.50	6279.23	6278.62	6279.40	0.002850	3.33	63.08	44.27	0.49
Reach-1	49034	5_year_Future	860.00	6277.50	6280.85	6280.10	6281.40	0.003733	5.99	155.64	84.87	0.63
Reach-1	49034	10_year_Future	1600.00	6277.50	6281.90	6281.30	6282.79	0.004124	7.78	268.85	131.48	0.70
Reach-1	49034	25_year_Future	4800.00	6277.50	6284.23	6284.36	6286.19	0.005605	12.42	897.34	230.59	0.88
Reach-1	49034	50_year_Future	7200.00	6277.50	6285.54	6285.62	6287.79	0.005481	13.95	1015.50	254.29	0.90
Reach-1	49034	100_year_Future	10000.00	6277.50	6286.72	6286.75	6289.33	0.005571	15.51	1324.82	266.13	0.93
Reach-1	49034	500_year_Future	20000.00	6277.50	6289.45	6289.98	6293.60	0.006889	20.69	2101.12	317.73	1.08
Reach-1	48700	2_year_Future	210.00	6275.50	6276.57	6276.57	6277.01	0.040030	5.32	39.51	46.40	1.02
Reach-1	48700	5_year_Future	860.00	6275.50	6277.91	6277.91	6278.78	0.025060	7.69	127.43	81.62	0.93
Reach-1	48700	10_year_Future	1600.00	6275.50	6278.83	6278.83	6280.05	0.022861	9.34	207.17	91.48	0.95
Reach-1	48700	25_year_Future	4800.00	6275.50	6282.58		6283.64	0.008498	9.74	792.04	214.39	0.66
Reach-1	48700	50_year_Future	7200.00	6275.50	6284.16		6285.32	0.007644	10.62	1155.85	253.02	0.65
Reach-1	48700	100_year_Future	10000.00	6275.50	6285.34		6286.74	0.008178	11.99	1468.84	281.96	0.88
Reach-1	48700	500_year_Future	20000.00	6275.50	6288.92	6286.99	6290.71	0.007758	14.45	2559.29	317.86	0.70
Reach-1	48219	2_year_Future	210.00	6271.50	6273.34	6272.50	6273.45	0.001541	2.61	80.60	51.43	0.37
Reach-1	48219	5_year_Future	860.00	6271.50	6275.35	6273.84	6275.65	0.001850	4.42	202.05	76.52	0.43
Reach-1	48219	10_year_Future	1600.00	6271.50	6276.48	6274.90	6277.03	0.002071	6.02	303.66	103.46	0.50
Reach-1	48219	25_year_Future	4800.00	6271.50	6278.38	6278.23	6280.44	0.005066	11.96	556.58	218.35	0.84
Reach-1	48219	50_year_Future	7200.00	6271.50	6279.79		6282.25	0.004998	13.57	884.69	247.66	0.86
Reach-1	48219	100_year_Future	10000.00	6271.50	6281.47		6283.90	0.004166	14.12	1328.80	282.53	0.81
Reach-1	48219	500_year_Future	20000.00	6271.50	6286.10		6288.50	0.002898	15.36	2759.72	329.77	0.72
Reach-1	47725	2_year_Future	570.00	6269.50	6272.28		6272.50	0.002031	3.82	149.33	65.94	0.45
Reach-1	47725	5_year_Future	1600.00	6269.50	6274.22		6274.70	0.002034	5.58	300.67	106.93	0.49
Reach-1	47725	10_year_Future	2500.00	6269.50	6275.30		6275.98	0.002121	6.69	445.83	159.24	0.52
Reach-1	47725	25_year_Future	5200.00	6269.50	6277.21		6278.43	0.002701	9.33	802.17	201.13	0.62
Reach-1	47725	50_year_Future	7700.00	6269.50	6278.37		6280.08	0.003232	11.30	1041.35	210.65	0.70
Reach-1	47725	100_year_Future	11000.00	6269.50	6279.50		6281.89	0.003960	13.63	1282.14	218.16	0.79
Reach-1	47725	500_year_Future	21000.00	6269.50	6282.12	6282.12	6286.38	0.005423	18.83	1873.91	233.09	0.96
Reach-1	47276	2_year_Future	570.00	6267.50	6269.73	6269.73	6270.66	0.010861	7.71	74.42	44.47	1.00
Reach-1	47276	5_year_Future	1600.00	6267.50	6271.55	6271.55	6273.02	0.007498	10.10	204.70	81.50	0.93
Reach-1	47276	10_year_Future	2500.00	6267.50	6272.82	6272.82	6274.40	0.005888	10.88	358.16	160.79	0.86
Reach-1	47276	25_year_Future	5200.00	6267.50	6275.05	6275.05	6276.79	0.004797	12.62	881.78	291.20	0.83
Reach-1	47276	50_year_Future	7700.00	6267.50	6276.23	6276.23	6278.25	0.005041	14.31	1237.44	311.77	0.87
Reach-1	47276	100_year_Future	11000.00	6267.50	6277.42	6277.42	6279.82	0.005430	16.24	1621.42	332.55	0.93
Reach-1	47276	500_year_Future	21000.00	6267.50	6280.51	6280.15	6283.39	0.005261	19.27	2726.96	380.72	0.96
Reach-1	46884	2_year_Future	570.00	6264.93	6266.99	6266.55	6267.27	0.003762	4.41	141.25	98.13	0.59
Reach-1	46884	5_year_Future	1600.00	6264.93	6268.78	6267.65	6269.20	0.002294	5.50	348.53	140.25	0.52
Reach-1	46884	10_year_Future	2500.00	6264.93	6269.96	6268.42	6270.47	0.001925	6.11	532.68	170.86	0.50
Reach-1	46884	25_year_Future	5200.00	6264.93	6272.48	6270.19	6273.21	0.001653	7.53	991.33	191.32	0.49
Reach-1	46884	50_year_Future	7700.00	6264.93	6274.07	6271.42	6275.03	0.001718	8.76	1305.27	204.15	0.52
Reach-1	46884	100_year_Future	11000.00	6264.93	6275.44	6272.78	6276.80	0.002035	10.51	1597.84	221.92	0.58
Reach-1	46884	500_year_Future	21000.00	6264.93	6280.12		6281.95	0.001796	12.69	2729.82	257.70	0.58
Reach-1	46408	2_year_Future	570.00	6261.50	6264.10	6263.79	6264.84	0.006982	6.90	83.69	49.51	0.82
Reach-1	46408	5_year_Future	1600.00	6261.50	6265.89	6265.80	6267.36	0.006688	10.03	206.69	87.47	0.88
Reach-1	46408	10_year_Future	2500.00	6261.50	6267.04	6267.04	6268.83	0.006199	11.42	321.93	112.42	0.89
Reach-1	46408	25_year_Future	5200.00	6261.50	6269.81	6269.81	6271.79	0.005084	13.54	714.49	210.67	0.86
Reach-1	46408	50_year_Future	7700.00	6261.50	6271.11	6271.11	6273.58	0.005016	15.13	1050.75	237.60	0.88
Reach-1	46408	100_year_Future	11000.00	6261.50	6273.16		6275.40	0.003944	15.34	1710.38	383.70	0.81
Reach-1	46408	500_year_Future	21000.00	6261.50	6279.82		6280.97	0.001486	12.83	4388.47	418.71	0.53
Reach-1	45913	2_year_Future	570.00	6259.50	6262.16	6261.38	6262.48	0.003157	4.54	125.74	81.46	0.55
Reach-1	45913	5_year_Future	1600.00	6259.50	6263.45		6264.38	0.004915	7.75	223.18	89.19	0.74
Reach-1	45913	10_year_Future	2500.00	6259.50	6264.35	6263.93	6265.65	0.005212	9.34	319.16	127.93	0.89

HEC-RAS Plan: LMC Future River: Monument Creek Reach: Reach-1 (Continued)

Reach	River Sta	Profile	Q Total	Min Ch El	W.S. Elev	Crit W.S.	E.G. Elev	E.G. Slope	Vel Chnl	Flow Area	Top Width	Froude # Chl
			(cfs)	(ft)	(ft)	(ft)	(ft)	(ft/ft)	(ft/s)	(sq ft)	(ft)	
Reach-1	45913	25_year_Future	5200.00	6259.50	6268.27	6266.22	6269.03	0.001595	7.99	1289.12	377.91	0.49
Reach-1	45913	50_year_Future	7700.00	6259.50	6270.95	6267.95	6271.49	0.000920	7.33	2332.93	401.98	0.39
Reach-1	45913	100_year_Future	11000.00	6259.50	6273.75		6274.21	0.000656	7.21	3597.06	637.38	0.34
Reach-1	45913	500_year_Future	21000.00	6259.50	6280.04		6280.40	0.000384	7.10	7763.62	677.54	0.28
Reach-1	45465	2_year_Future	570.00	6257.50	6259.28	6259.28	6260.01	0.011320	6.88	82.85	54.94	0.99
Reach-1	45465	5_year_Future	1600.00	6257.50	6261.73	6260.77	6262.48	0.003482	6.96	237.72	82.97	0.63
Reach-1	45465	10_year_Future	2500.00	6257.50	6263.46	6261.81	6264.10	0.001965	6.74	549.27	246.25	0.51
Reach-1	45465	25_year_Future	5200.00	6257.50	6268.25	6264.30	6268.52	0.000495	5.14	1957.87	315.86	0.28
Reach-1	45465	50_year_Future	7700.00	6257.50	6270.88	6265.40	6271.15	0.000400	5.38	2868.34	404.20	0.26
Reach-1	45465	100_year_Future	11000.00	6257.50	6273.66	6266.54	6273.94	0.000353	5.76	3878.73	636.57	0.26
Reach-1	45465	500_year_Future	21000.00	6257.50	6279.86	6269.19	6280.23	0.000326	6.91	6154.76	668.94	0.26
Reach-1	45304	2_year_Future	570.00	6254.08	6259.15	6256.13	6259.20	0.000226	1.81	314.94	80.05	0.16
Reach-1	45304	5_year_Future	1600.00	6254.08	6261.94	6257.48	6262.06	0.000282	2.85	660.42	162.21	0.19
Reach-1	45304	10_year_Future	2500.00	6254.08	6263.60	6258.33	6263.76	0.000296	3.39	941.80	176.08	0.21
Reach-1	45304	25_year_Future	5200.00	6254.08	6268.23	6260.43	6268.44	0.000233	4.04	1849.62	221.61	0.20
Reach-1	45304	50_year_Future	7700.00	6254.08	6270.81	6262.16	6271.09	0.000252	4.74	2414.44	251.87	0.21
Reach-1	45304	100_year_Future	11000.00	6254.08	6273.50	6263.71	6273.87	0.000277	5.53	3023.89	278.60	0.23
Reach-1	45304	500_year_Future	21000.00	6254.08	6279.49	6267.28	6280.11	0.000339	7.39	4428.31	359.19	0.26
Reach-1	45221		Bridge									
Reach-1	45089	2_year_Future	570.00	6252.33	6257.31	6254.38	6257.36	0.000433	1.85	307.56	79.92	0.17
Reach-1	45089	5_year_Future	1600.00	6252.33	6260.05	6255.73	6260.19	0.000554	2.95	638.87	161.12	0.20
Reach-1	45089	10_year_Future	2500.00	6252.33	6261.68	6256.58	6261.87	0.000602	3.57	912.23	174.68	0.22
Reach-1	45089	25_year_Future	5200.00	6252.33	6266.27	6258.64	6266.53	0.000503	4.40	1804.26	218.77	0.22
Reach-1	45089	50_year_Future	7700.00	6252.33	6268.79	6260.33	6269.15	0.000564	5.25	2354.31	251.00	0.24
Reach-1	45089	100_year_Future	11000.00	6252.33	6271.41	6261.94	6271.91	0.000639	6.22	2943.90	274.28	0.26
Reach-1	45089	500_year_Future	21000.00	6252.33	6277.20	6265.80	6278.09	0.000823	8.51	4306.06	351.65	0.31
Reach-1	45072	2_year_Future	570.00	6251.14	6257.14	6254.41	6257.31	0.000855	3.40	204.33	75.98	0.26
Reach-1	45072	5_year_Future	1600.00	6251.14	6259.72	6256.66	6260.10	0.001183	5.37	449.25	144.46	0.35
Reach-1	45072	10_year_Future	2500.00	6251.14	6261.36	6258.26	6261.78	0.001146	6.05	750.63	175.85	0.36
Reach-1	45072	25_year_Future	5200.00	6251.14	6266.11	6261.00	6266.49	0.000714	6.35	1621.36	190.96	0.30
Reach-1	45072	50_year_Future	7700.00	6251.14	6268.64	6262.43	6269.11	0.000751	7.29	2115.11	199.01	0.32
Reach-1	45072	100_year_Future	11000.00	6251.14	6271.27	6263.96	6271.87	0.000813	8.39	2649.59	207.38	0.34
Reach-1	45072	500_year_Future	21000.00	6251.14	6277.11	6267.51	6278.06	0.000975	11.00	3931.04	231.90	0.39
Reach-1	45033		Bridge									
Reach-1	44979	2_year_Future	570.00	6252.01	6256.43	6255.26	6256.87	0.007403	5.33	111.47	41.32	0.53
Reach-1	44979	5_year_Future	1600.00	6252.01	6258.84	6257.48	6259.76	0.007660	7.95	247.31	93.81	0.60
Reach-1	44979	10_year_Future	2500.00	6252.01	6260.24	6259.17	6261.33	0.007327	9.04	406.88	118.51	0.61
Reach-1	44979	25_year_Future	5200.00	6252.01	6263.25	6261.87	6264.45	0.006053	10.46	875.51	168.06	0.59
Reach-1	44979	50_year_Future	7700.00	6252.01	6265.35	6263.33	6266.63	0.005463	11.29	1240.43	178.45	0.57
Reach-1	44979	100_year_Future	11000.00	6252.01	6267.89	6264.85	6269.20	0.004717	11.92	1767.93	190.15	0.55
Reach-1	44979	500_year_Future	21000.00	6252.01	6273.85	6268.35	6275.38	0.003887	13.61	2922.22	217.19	0.53
Reach-1	44745	2_year_Future	570.00	6251.50	6255.11		6255.48	0.004651	4.85	117.60	43.36	0.51
Reach-1	44745	5_year_Future	1600.00	6251.50	6257.94		6258.50	0.003100	6.18	325.47	108.15	0.47
Reach-1	44745	10_year_Future	2500.00	6251.50	6259.40		6260.09	0.002964	7.09	495.55	123.47	0.48
Reach-1	44745	25_year_Future	5200.00	6251.50	6262.32		6263.39	0.003122	9.24	885.09	148.18	0.52
Reach-1	44745	50_year_Future	7700.00	6251.50	6264.11		6265.56	0.003519	10.97	1143.38	147.93	0.57
Reach-1	44745	100_year_Future	11000.00	6251.50	6266.24		6268.07	0.003704	12.60	1467.88	157.13	0.60
Reach-1	44745	500_year_Future	21000.00	6251.50	6271.33		6274.09	0.003943	16.06	2323.44	179.56	0.65
Reach-1	44634	2_year_Future	570.00	6249.16	6255.10	6252.05	6255.22	0.000554	2.88	269.01	124.82	0.23
Reach-1	44634	5_year_Future	1600.00	6249.16	6258.02	6254.32	6258.18	0.000527	3.80	705.51	179.12	0.24
Reach-1	44634	10_year_Future	2500.00	6249.16	6259.52	6255.71	6259.72	0.000571	4.43	987.63	191.31	0.25
Reach-1	44634	25_year_Future	5200.00	6249.16	6262.56	6257.68	6262.87	0.000694	5.89	1587.11	203.65	0.29
Reach-1	44634	50_year_Future	7700.00	6249.16	6264.46	6259.01	6264.88	0.000817	7.02	1981.79	211.39	0.33
Reach-1	44634	100_year_Future	11000.00	6249.16	6266.71	6260.35	6267.25	0.000896	8.09	2467.15	220.52	0.35
Reach-1	44634	500_year_Future	21000.00	6249.16	6272.10	6263.47	6272.93	0.001008	10.35	3713.79	242.05	0.39
Reach-1	44575		Bridge									
Reach-1	44506	2_year_Future	570.00	6250.58	6253.46	6253.46	6254.52	0.014339	8.28	68.82	32.06	1.00
Reach-1	44506	5_year_Future	1600.00	6250.58	6255.71	6255.71	6257.39	0.009501	10.60	191.95	82.42	0.91
Reach-1	44506	10_year_Future	2500.00	6250.58	6257.20	6257.20	6258.93	0.007166	11.24	361.10	139.58	0.83
Reach-1	44506	25_year_Future	5200.00	6250.58	6259.67	6259.67	6261.92	0.006732	13.83	746.75	185.17	0.85
Reach-1	44506	50_year_Future	7700.00	6250.58	6261.24	6261.24	6263.81	0.006678	15.48	1050.45	200.94	0.87
Reach-1	44506	100_year_Future	11000.00	6250.58	6262.84	6262.84	6265.81	0.006820	17.31	1384.12	214.76	0.90
Reach-1	44506	500_year_Future	21000.00	6250.58	6269.01	6266.25	6271.34	0.003581	16.74	2793.68	240.85	0.70
Reach-1	44300	2_year_Future	570.00	6249.51	6252.46	6251.37	6252.73	0.003012	4.19	136.04	55.53	0.47
Reach-1	44300	5_year_Future	1600.00	6249.51	6254.49	6253.00	6255.08	0.003209	6.16	273.74	99.49	0.53
Reach-1	44300	10_year_Future	2500.00	6249.51	6255.64	6254.05	6256.43	0.003231	7.26	419.51	153.05	0.55
Reach-1	44300	25_year_Future	5200.00	6249.51	6258.49	6256.65	6259.40	0.002441	8.40	918.63	183.63	0.52
Reach-1	44300	50_year_Future	7700.00	6249.51	6260.67	6257.96	6261.64	0.002040	8.99	1330.97	194.80	0.49
Reach-1	44300	100_year_Future	11000.00	6249.51	6263.14	6259.36	6264.20	0.001767	9.65	1827.31	207.48	0.47

HEC-RAS Plan: LMC Future River: Monument Creek Reach: Reach-1 (Continued)

Reach	River Sta	Profile	Q Total	Min Ch El	W.S. Elev	Crit W.S.	E.G. Elev	E.G. Slope	Vel Chnl	Flow Area	Top Width	Froude # Chl
			(cfs)	(ft)	(ft)	(ft)	(ft)	(ft/ft)	(ft/s)	(sq ft)	(ft)	
Reach-1	44300	500_year_Future	21000.00	6249.51	6269.08		6270.39	0.001436	11.21	3151.22	238.82	0.46
Reach-1	43929	2_year_Future	570.00	6247.50	6249.64	6249.64	6250.53	0.014976	7.61	75.53	43.26	1.00
Reach-1	43929	5_year_Future	1600.00	6247.50	6251.47	6251.47	6253.00	0.010639	10.03	185.22	85.31	0.95
Reach-1	43929	10_year_Future	2500.00	6247.50	6252.65	6252.65	6254.45	0.008964	11.17	299.45	101.89	0.91
Reach-1	43929	25_year_Future	5200.00	6247.50	6254.97	6254.97	6257.69	0.008505	14.24	547.11	111.09	0.95
Reach-1	43929	50_year_Future	7700.00	6247.50	6256.70	6256.70	6260.06	0.008150	16.15	746.41	120.11	0.96
Reach-1	43929	100_year_Future	11000.00	6247.50	6258.65	6258.65	6262.69	0.007796	18.07	999.67	141.12	0.97
Reach-1	43929	500_year_Future	21000.00	6247.50	6263.17	6263.17	6268.92	0.007447	22.35	1675.00	157.89	1.01
Reach-1	43478	2_year_Future	570.00	6239.50	6240.93	6241.12	6241.89	0.025354	7.90	73.76	61.62	1.24
Reach-1	43478	5_year_Future	1600.00	6239.50	6241.71	6242.54	6244.54	0.039569	13.59	123.52	66.15	1.68
Reach-1	43478	10_year_Future	2500.00	6239.50	6242.23	6243.53	6246.51	0.044279	16.76	159.31	69.22	1.84
Reach-1	43478	25_year_Future	5200.00	6239.50	6243.85	6245.85	6250.37	0.035998	20.92	279.12	79.52	1.80
Reach-1	43478	50_year_Future	7700.00	6239.50	6245.09	6247.55	6253.11	0.031657	23.40	383.43	88.34	1.77
Reach-1	43478	100_year_Future	11000.00	6239.50	6253.43	6249.55	6255.17	0.002244	11.55	1336.09	135.13	0.55
Reach-1	43478	500_year_Future	21000.00	6239.50	6258.66	6254.03	6261.43	0.002457	14.98	2105.25	163.83	0.61
Reach-1	43365	2_year_Future	570.00	6234.11	6239.04	6237.73	6239.41	0.003595	4.69	116.45	41.54	0.52
Reach-1	43365	5_year_Future	1600.00	6234.11	6241.11	6239.92	6241.98	0.004599	7.54	224.28	62.81	0.63
Reach-1	43365	10_year_Future	2500.00	6234.11	6242.60	6241.17	6243.71	0.004179	8.62	329.14	77.40	0.62
Reach-1	43365	25_year_Future	5200.00	6234.11	6245.69	6243.95	6247.40	0.003892	11.01	599.34	97.33	0.65
Reach-1	43365	50_year_Future	7700.00	6234.11	6247.87	6245.85	6250.02	0.003804	12.58	827.02	111.39	0.66
Reach-1	43365	100_year_Future	11000.00	6234.11	6253.34	6247.99	6254.82	0.001680	10.90	1509.48	132.22	0.47
Reach-1	43365	500_year_Future	21000.00	6234.11	6258.52	6252.97	6261.04	0.002132	14.71	2265.63	184.20	0.55
Reach-1	43358		Bridge									
Reach-1	43352	2_year_Future	570.00	6234.11	6238.97	6237.73	6239.36	0.003814	5.01	113.74	40.93	0.53
Reach-1	43352	5_year_Future	1600.00	6234.11	6241.00	6239.92	6241.92	0.004989	7.74	217.32	61.65	0.65
Reach-1	43352	10_year_Future	2500.00	6234.11	6242.49	6241.17	6243.66	0.004449	8.80	321.27	76.74	0.64
Reach-1	43352	25_year_Future	5200.00	6234.11	6245.59	6243.95	6247.35	0.004050	11.15	589.96	96.71	0.66
Reach-1	43352	50_year_Future	7700.00	6234.11	6247.77	6245.85	6249.97	0.003936	12.72	815.79	110.74	0.67
Reach-1	43352	100_year_Future	11000.00	6234.11	6252.83	6247.98	6254.45	0.001896	11.34	1442.18	131.32	0.50
Reach-1	43352	500_year_Future	21000.00	6234.11	6256.39	6252.97	6259.77	0.003188	16.79	1929.45	147.12	0.67
Reach-1	43346	2_year_Future	570.00	6234.11	6238.94	6237.73	6239.34	0.003926	5.07	112.42	40.63	0.54
Reach-1	43346	5_year_Future	1600.00	6234.11	6240.94	6239.92	6241.89	0.005227	7.88	213.46	60.99	0.66
Reach-1	43346	10_year_Future	2500.00	6234.11	6242.44	6241.17	6243.63	0.004613	8.90	316.82	76.37	0.65
Reach-1	43346	25_year_Future	5200.00	6234.11	6245.54	6243.95	6247.33	0.004142	11.23	584.77	96.36	0.66
Reach-1	43346	50_year_Future	7700.00	6234.11	6247.72	6245.82	6249.95	0.004009	12.79	809.80	110.39	0.68
Reach-1	43346	100_year_Future	11000.00	6234.11	6252.83	6247.98	6254.42	0.001874	11.28	1479.77	145.77	0.49
Reach-1	43346	500_year_Future	21000.00	6234.11	6256.46	6253.08	6259.65	0.003041	16.44	2035.61	164.83	0.65
Reach-1	43341		Bridge									
Reach-1	43336	2_year_Future	570.00	6234.11	6238.88	6237.73	6239.30	0.004140	5.18	110.06	40.08	0.55
Reach-1	43336	5_year_Future	1600.00	6234.11	6240.83	6239.92	6241.83	0.005664	8.07	207.00	59.88	0.69
Reach-1	43336	10_year_Future	2500.00	6234.11	6242.35	6241.17	6243.58	0.004866	9.06	309.86	75.78	0.67
Reach-1	43336	25_year_Future	5200.00	6234.11	6245.46	6243.95	6247.29	0.004287	11.38	576.89	95.83	0.68
Reach-1	43336	50_year_Future	7700.00	6234.11	6247.64	6245.86	6249.91	0.004120	12.91	800.98	109.88	0.69
Reach-1	43336	100_year_Future	11000.00	6234.11	6252.86	6247.98	6254.31	0.001967	11.47	1441.48	141.84	0.51
Reach-1	43336	500_year_Future	21000.00	6234.11	6255.10	6253.01	6259.08	0.004079	18.18	1802.65	155.45	0.75
Reach-1	43329	2_year_Future	570.00	6234.11	6238.84	6237.73	6239.27	0.004315	5.27	108.25	39.66	0.56
Reach-1	43329	5_year_Future	1600.00	6234.11	6240.72	6239.92	6241.78	0.006159	8.29	200.51	58.74	0.72
Reach-1	43329	10_year_Future	2500.00	6234.11	6242.25	6241.17	6243.54	0.005170	9.22	303.07	74.84	0.69
Reach-1	43329	25_year_Future	5200.00	6234.11	6245.37	6243.95	6247.25	0.004439	11.49	569.00	95.30	0.69
Reach-1	43329	50_year_Future	7700.00	6234.11	6247.55	6245.85	6249.87	0.004236	13.02	792.09	109.35	0.70
Reach-1	43329	100_year_Future	11000.00	6234.11	6252.83	6247.98	6254.29	0.001981	11.50	1433.89	140.68	0.51
Reach-1	43329	500_year_Future	21000.00	6234.11	6254.77	6253.02	6258.98	0.004399	18.63	1745.83	150.92	0.77
Reach-1	43324		Bridge									
Reach-1	43317	2_year_Future	570.00	6234.11	6238.75	6237.73	6239.21	0.004664	5.43	104.91	38.87	0.58
Reach-1	43317	5_year_Future	1600.00	6234.11	6240.18	6239.92	6241.59	0.009603	9.56	170.25	53.09	0.88
Reach-1	43317	10_year_Future	2500.00	6234.11	6241.17	6241.17	6243.24	0.010723	11.61	228.35	63.49	0.96
Reach-1	43317	25_year_Future	5200.00	6234.11	6243.95	6243.95	6246.88	0.008573	14.17	439.59	86.11	0.93
Reach-1	43317	50_year_Future	7700.00	6234.11	6245.85	6245.85	6249.44	0.007977	15.96	615.53	98.40	0.93
Reach-1	43317	100_year_Future	11000.00	6234.11	6247.99	6247.99	6252.26	0.007470	17.75	839.89	112.14	0.93
Reach-1	43317	500_year_Future	21000.00	6234.11	6253.04	6253.04	6258.62	0.006500	21.18	1503.76	142.63	0.92
Reach-1	43203	2_year_Future	570.00	6235.76	6237.49	6237.49	6238.23	0.016097	6.88	82.91	57.43	1.01
Reach-1	43203	5_year_Future	1600.00	6235.76	6238.93	6238.93	6240.34	0.012626	9.55	171.31	65.01	1.00
Reach-1	43203	10_year_Future	2500.00	6235.76	6239.65	6239.92	6241.81	0.014387	11.65	219.55	68.57	1.10
Reach-1	43203	25_year_Future	5200.00	6235.76	6241.53	6242.33	6245.35	0.014739	15.88	357.53	80.15	1.20
Reach-1	43203	50_year_Future	7700.00	6235.76	6243.04	6244.16	6247.89	0.013744	18.06	489.25	95.02	1.21
Reach-1	43203	100_year_Future	11000.00	6235.76	6244.72	6246.18	6250.68	0.012928	20.23	662.46	109.75	1.21
Reach-1	43203	500_year_Future	21000.00	6235.76	6248.90	6250.80	6256.93	0.011015	24.29	1178.36	135.26	1.20
Reach-1	42476	2_year_Future	1100.00	6230.22	6233.75	6232.78	6233.97	0.003799	3.85	286.03	160.06	0.51

HEC-RAS Plan: LMC Future River: Monument Creek Reach: Reach-1 (Continued)

Reach	River Sta	Profile	Q Total	Min Ch El	W.S. Elev	Crit W.S.	E.G. Elev	E.G. Slope	Vel Chnl	Flow Area	Top Width	Froude # Chl
			(cfs)	(ft)	(ft)	(ft)	(ft)	(ft/ft)	(ft/s)	(sq ft)	(ft)	
Reach-1	42476	5_year_Future	3400.00	6230.22	6235.81	6234.40	6236.21	0.002699	5.11	676.55	210.12	0.46
Reach-1	42476	10_year_Future	5400.00	6230.22	6237.12	6235.21	6237.85	0.002336	5.87	968.64	232.82	0.47
Reach-1	42476	25_year_Future	10000.00	6230.22	6239.20	6236.76	6240.03	0.002335	7.44	1474.95	252.00	0.50
Reach-1	42476	50_year_Future	13000.00	6230.22	6240.30	6237.59	6241.32	0.002365	8.26	1757.36	260.95	0.51
Reach-1	42476	100_year_Future	15000.00	6230.22	6240.89	6238.11	6242.05	0.002463	8.84	1912.17	265.73	0.53
Reach-1	42476	500_year_Future	25000.00	6230.22	6244.23	6240.37	6245.78	0.002178	10.34	2845.43	292.89	0.53
Reach-1	42205	2_year_Future	1100.00	6229.50	6232.34		6232.72	0.005571	4.96	225.37	124.80	0.62
Reach-1	42205	5_year_Future	3400.00	6229.50	6233.78		6234.94	0.008498	8.72	417.47	143.46	0.83
Reach-1	42205	10_year_Future	5400.00	6229.50	6234.63	6234.63	6236.38	0.009789	10.84	580.01	218.69	0.92
Reach-1	42205	25_year_Future	10000.00	6229.50	6236.53	6236.53	6238.80	0.008390	12.82	1048.87	284.88	0.91
Reach-1	42205	50_year_Future	13000.00	6229.50	6237.45	6237.45	6240.07	0.008293	13.98	1296.04	272.77	0.93
Reach-1	42205	100_year_Future	15000.00	6229.50	6238.33		6240.86	0.007044	13.93	1538.10	279.95	0.87
Reach-1	42205	500_year_Future	25000.00	6229.50	6242.97		6245.00	0.003364	13.07	2905.45	306.61	0.65
Reach-1	41965	2_year_Future	1100.00	6229.00	6230.92	6230.54	6231.24	0.006762	4.49	244.94	167.48	0.65
Reach-1	41965	5_year_Future	3400.00	6229.00	6232.50	6231.81	6233.15	0.005816	6.49	554.16	265.59	0.67
Reach-1	41965	10_year_Future	5400.00	6229.00	6233.65	6232.71	6234.41	0.004355	7.13	872.56	286.79	0.62
Reach-1	41965	25_year_Future	10000.00	6229.00	6236.22	6234.18	6237.02	0.002551	7.56	1680.39	338.46	0.52
Reach-1	41965	50_year_Future	13000.00	6229.00	6237.79	6234.96	6238.59	0.001975	7.67	2233.88	364.96	0.47
Reach-1	41965	100_year_Future	15000.00	6229.00	6238.79		6239.59	0.001723	7.73	2602.80	372.35	0.45
Reach-1	41965	500_year_Future	25000.00	6229.00	6243.40		6244.22	0.001081	8.02	4388.21	401.84	0.38
Reach-1	41499	2_year_Future	1100.00	6223.50	6225.81	6225.81	6226.75	0.014256	7.78	141.46	73.68	0.99
Reach-1	41499	5_year_Future	3400.00	6223.50	6228.25	6228.00	6229.72	0.009453	9.76	348.77	96.38	0.90
Reach-1	41499	10_year_Future	5400.00	6223.50	6229.65	6229.26	6231.58	0.008155	11.18	492.03	108.54	0.88
Reach-1	41499	25_year_Future	10000.00	6223.50	6232.15	6231.73	6234.96	0.007053	13.59	795.22	142.78	0.87
Reach-1	41499	50_year_Future	13000.00	6223.50	6233.51	6233.02	6236.80	0.006699	14.78	975.70	158.25	0.87
Reach-1	41499	100_year_Future	15000.00	6223.50	6234.41	6233.85	6237.93	0.006362	15.36	1098.17	166.94	0.86
Reach-1	41499	500_year_Future	25000.00	6223.50	6238.18	6237.25	6242.86	0.005627	17.94	1631.94	184.27	0.88
Reach-1	41023	2_year_Future	1100.00	6219.50	6223.09	6221.74	6223.47	0.003866	4.94	233.45	92.04	0.47
Reach-1	41023	5_year_Future	3400.00	6219.50	6225.62		6226.53	0.004558	7.99	522.84	122.27	0.58
Reach-1	41023	10_year_Future	5400.00	6219.50	6227.08		6228.38	0.005059	9.74	704.11	127.39	0.63
Reach-1	41023	25_year_Future	10000.00	6219.50	6229.23		6231.56	0.006660	13.27	987.03	134.47	0.76
Reach-1	41023	50_year_Future	13000.00	6219.50	6230.14		6233.26	0.008045	15.49	1109.71	137.29	0.85
Reach-1	41023	100_year_Future	15000.00	6219.50	6230.63		6234.33	0.009020	16.92	1178.13	138.83	0.90
Reach-1	41023	500_year_Future	25000.00	6219.50	6233.63	6233.63	6239.23	0.010222	21.17	1609.68	151.22	1.00
Reach-1	40541	2_year_Future	1100.00	6217.50	6219.67	6219.67	6220.60	0.010888	6.88	160.35	82.78	0.87
Reach-1	40541	5_year_Future	3400.00	6217.50	6221.88	6221.70	6223.41	0.009488	9.96	364.09	125.60	0.90
Reach-1	40541	10_year_Future	5400.00	6217.50	6223.09	6223.04	6225.13	0.008963	11.67	531.49	155.44	0.92
Reach-1	40541	25_year_Future	10000.00	6217.50	6225.36	6225.36	6228.07	0.007709	13.90	959.36	222.12	0.91
Reach-1	40541	50_year_Future	13000.00	6217.50	6226.50		6229.53	0.007361	14.97	1226.02	241.54	0.91
Reach-1	40541	100_year_Future	15000.00	6217.50	6227.31		6230.39	0.006806	15.31	1423.76	247.24	0.89
Reach-1	40541	500_year_Future	25000.00	6217.50	6231.42	6229.92	6234.38	0.004392	15.73	2489.37	269.09	0.76
Reach-1	40042	2_year_Future	1100.00	6213.50	6217.10		6217.43	0.003905	4.60	239.05	104.78	0.53
Reach-1	40042	5_year_Future	3400.00	6213.50	6219.06		6219.94	0.004814	7.57	459.26	121.55	0.65
Reach-1	40042	10_year_Future	5400.00	6213.50	6220.22	6219.18	6221.55	0.005245	9.31	607.19	136.87	0.71
Reach-1	40042	25_year_Future	10000.00	6213.50	6222.23	6221.40	6224.48	0.005918	12.24	908.39	157.91	0.80
Reach-1	40042	50_year_Future	13000.00	6213.50	6223.26	6222.61	6226.09	0.006226	13.74	1077.96	163.65	0.84
Reach-1	40042	100_year_Future	15000.00	6213.50	6223.89	6223.31	6227.07	0.006477	14.68	1178.04	166.95	0.86
Reach-1	40042	500_year_Future	25000.00	6213.50	6226.45	6226.41	6231.39	0.007370	18.52	1622.11	178.41	0.96
Reach-1	39613	2_year_Future	1100.00	6211.50	6213.61	6213.61	6214.39	0.015927	7.07	155.63	102.42	1.01
Reach-1	39613	5_year_Future	3400.00	6211.50	6215.29	6215.29	6216.75	0.012469	9.68	352.93	123.94	1.00
Reach-1	39613	10_year_Future	5400.00	6211.50	6216.34	6216.34	6218.31	0.011265	11.28	485.06	128.25	1.00
Reach-1	39613	25_year_Future	10000.00	6211.50	6218.37	6218.37	6221.24	0.009555	13.68	754.42	137.50	0.98
Reach-1	39613	50_year_Future	13000.00	6211.50	6219.50	6219.50	6222.66	0.008935	14.84	913.43	143.63	0.98
Reach-1	39613	100_year_Future	15000.00	6211.50	6220.22	6220.22	6223.85	0.008537	15.47	1018.21	147.55	0.97
Reach-1	39613	500_year_Future	25000.00	6211.50	6223.25	6223.25	6228.17	0.007643	18.18	1492.52	167.70	0.97
Reach-1	39153	2_year_Future	1100.00	6207.50	6209.61	6209.31	6210.07	0.004027	4.11	268.53	185.85	0.59
Reach-1	39153	5_year_Future	3400.00	6207.50	6210.81	6210.56	6211.66	0.006961	7.54	467.19	207.06	0.84
Reach-1	39153	10_year_Future	5400.00	6207.50	6211.92	6211.34	6212.94	0.004971	8.17	705.39	220.30	0.76
Reach-1	39153	25_year_Future	10000.00	6207.50	6214.88	6212.85	6215.85	0.002177	8.07	1399.68	244.50	0.56
Reach-1	39153	50_year_Future	13000.00	6207.50	6216.66	6213.69	6217.64	0.001606	8.14	1844.60	254.18	0.50
Reach-1	39153	100_year_Future	15000.00	6207.50	6217.80	6214.22	6218.78	0.001376	8.21	2135.61	259.39	0.47
Reach-1	39153	500_year_Future	25000.00	6207.50	6224.26	6216.46	6225.14	0.000633	7.87	3911.94	292.92	0.35
Reach-1	38772	2_year_Future	1100.00	6205.50	6206.90	6206.90	6207.51	0.012757	6.27	175.54	147.55	1.01
Reach-1	38772	5_year_Future	3400.00	6205.50	6209.21		6209.85	0.003286	6.45	534.29	162.27	0.61
Reach-1	38772	10_year_Future	5400.00	6205.50	6210.99		6211.69	0.002040	6.71	831.99	171.70	0.52
Reach-1	38772	25_year_Future	10000.00	6205.50	6214.32		6215.18	0.001318	7.50	1431.90	188.49	0.45
Reach-1	38772	50_year_Future	13000.00	6205.50	6216.16		6217.12	0.001149	7.97	1766.25	197.74	0.44
Reach-1	38772	100_year_Future	15000.00	6205.50	6217.26		6218.31	0.001077	8.26	2012.09	203.41	0.43
Reach-1	38772	500_year_Future	25000.00	6205.50	6223.80		6224.88	0.000835	8.58	3457.21	248.57	0.36
Reach-1	38635	2_year_Future	1100.00	6202.99	6206.22	6205.27	6206.57	0.002712	4.74	232.27	94.77	0.53
Reach-1	38635	5_year_Future	3400.00	6202.99	6208.50	6207.25	6209.36	0.002931	7.50	477.91	116.76	0.61

HEC-RAS Plan: LMC Future River: Monument Creek Reach: Reach-1 (Continued)

Reach	River Sta	Profile	Q Total	Min Ch El	W.S. Elev	Crit W.S.	E.G. Elev	E.G. Slope	Vel Chnl	Flow Area	Top Width	Froude # Chl
			(cfs)	(ft)	(ft)	(ft)	(ft)	(ft/ft)	(ft/s)	(sq ft)	(ft)	
Reach-1	38635	10_year_Future	5400.00	6202.99	6209.99	6208.45	6211.20	0.002891	8.94	657.60	124.80	0.63
Reach-1	38635	25_year_Future	10000.00	6202.99	6212.75	6210.80	6214.62	0.002788	11.22	1022.38	139.70	0.66
Reach-1	38635	50_year_Future	13000.00	6202.99	6214.24	6212.07	6216.50	0.002754	12.37	1237.92	147.79	0.67
Reach-1	38635	100_year_Future	15000.00	6202.99	6215.16	6212.85	6217.65	0.002735	13.04	1375.87	152.75	0.68
Reach-1	38635	500_year_Future	25000.00	6202.99	6222.16	6216.38	6224.41	0.001372	12.71	2656.09	232.06	0.52
Reach-1	38596		Bridge									
Reach-1	38554	2_year_Future	1100.00	6202.32	6204.69	6204.60	6205.47	0.009265	7.07	155.50	85.58	0.92
Reach-1	38554	5_year_Future	3400.00	6202.32	6206.57	6206.57	6208.22	0.008401	10.32	335.99	107.93	0.98
Reach-1	38554	10_year_Future	5400.00	6202.32	6207.82	6207.82	6210.02	0.007483	11.96	476.73	116.71	0.97
Reach-1	38554	25_year_Future	10000.00	6202.32	6210.13	6210.13	6213.38	0.006567	14.63	760.93	129.19	0.97
Reach-1	38554	50_year_Future	13000.00	6202.32	6211.41	6211.41	6215.25	0.006241	15.96	931.16	136.12	0.98
Reach-1	38554	100_year_Future	15000.00	6202.32	6212.21	6212.21	6216.40	0.006064	16.72	1041.28	140.43	0.98
Reach-1	38554	500_year_Future	25000.00	6202.32	6215.82	6215.82	6221.44	0.005314	19.55	1582.79	160.16	0.97
Reach-1	38374	2_year_Future	1100.00	6201.13	6203.64		6204.11	0.005080	5.55	198.17	100.16	0.70
Reach-1	38374	5_year_Future	3400.00	6201.13	6205.46	6204.97	6206.58	0.005364	8.55	431.26	141.29	0.79
Reach-1	38374	10_year_Future	5400.00	6201.13	6206.80	6206.08	6208.18	0.005315	10.21	597.52	149.87	0.82
Reach-1	38374	25_year_Future	10000.00	6201.13	6207.14	6208.17	6211.46	0.012677	16.93	678.58	153.88	1.29
Reach-1	38374	50_year_Future	13000.00	6201.13	6208.01	6209.32	6213.27	0.012703	18.75	815.87	161.26	1.33
Reach-1	38374	100_year_Future	15000.00	6201.13	6208.55	6210.06	6214.38	0.012852	19.79	904.70	165.90	1.34
Reach-1	38374	500_year_Future	25000.00	6201.13	6210.94	6213.16	6219.24	0.012240	23.84	1322.31	182.69	1.39
Reach-1	37923	2_year_Future	1100.00	6197.50	6199.84	6199.84	6200.84	0.010742	7.99	137.59	70.25	1.01
Reach-1	37923	5_year_Future	3400.00	6197.50	6202.17	6202.17	6203.82	0.008777	10.53	428.53	188.40	0.91
Reach-1	37923	10_year_Future	5400.00	6197.50	6203.44	6203.44	6205.52	0.006352	12.16	678.21	205.73	0.92
Reach-1	37923	25_year_Future	10000.00	6197.50	6205.61	6205.61	6208.54	0.006136	14.94	1148.77	227.59	0.95
Reach-1	37923	50_year_Future	13000.00	6197.50	6206.82	6206.82	6210.18	0.005961	16.24	1431.01	239.68	0.96
Reach-1	37923	100_year_Future	15000.00	6197.50	6207.50	6207.50	6211.18	0.005995	17.12	1597.13	246.33	0.98
Reach-1	37923	500_year_Future	25000.00	6197.50	6210.64	6210.64	6215.46	0.005894	20.18	2416.73	275.61	1.00
Reach-1	37477	2_year_Future	1100.00	6193.57	6197.68	6195.58	6197.85	0.000887	3.29	336.25	104.91	0.32
Reach-1	37477	5_year_Future	3400.00	6193.57	6199.48	6197.61	6200.15	0.002047	6.55	545.94	130.22	0.51
Reach-1	37477	10_year_Future	5400.00	6193.57	6200.55	6198.86	6201.67	0.002695	8.54	698.18	164.73	0.61
Reach-1	37477	25_year_Future	10000.00	6193.57	6202.49	6201.23	6204.51	0.003493	11.66	1115.04	249.05	0.72
Reach-1	37477	50_year_Future	13000.00	6193.57	6203.56	6202.62	6206.05	0.003725	13.09	1387.76	258.35	0.76
Reach-1	37477	100_year_Future	15000.00	6193.57	6204.37	6203.35	6207.03	0.003621	13.65	1598.01	263.57	0.76
Reach-1	37477	500_year_Future	25000.00	6193.57	6207.01	6206.39	6211.00	0.004162	17.11	2356.46	348.90	0.85
Reach-1	37348	2_year_Future	1100.00	6192.70	6197.53	6195.92	6197.72	0.000560	2.34	495.51	207.15	0.24
Reach-1	37348	5_year_Future	3400.00	6192.70	6199.50	6197.21	6199.78	0.000956	4.28	884.93	211.60	0.35
Reach-1	37348	10_year_Future	5400.00	6192.70	6200.67	6198.02	6201.11	0.001127	5.39	1149.29	241.28	0.39
Reach-1	37348	25_year_Future	10000.00	6192.70	6202.86	6199.54	6203.62	0.001301	7.15	1706.90	260.94	0.44
Reach-1	37348	50_year_Future	13000.00	6192.70	6204.06	6200.55	6205.01	0.001364	8.03	2020.95	269.59	0.47
Reach-1	37348	100_year_Future	15000.00	6192.70	6204.91	6201.11	6205.95	0.001337	8.43	2267.13	296.02	0.47
Reach-1	37348	500_year_Future	25000.00	6192.70	6207.89	6203.54	6209.51	0.001502	10.62	3230.91	349.59	0.52
Reach-1	37254		Bridge									
Reach-1	37207	2_year_Future	1100.00	6193.43	6196.68	6196.68	6197.23	0.012499	5.98	184.10	163.74	0.99
Reach-1	37207	5_year_Future	3400.00	6193.43	6197.97	6197.97	6199.10	0.009321	8.54	408.14	206.58	0.97
Reach-1	37207	10_year_Future	5400.00	6193.43	6198.83	6198.83	6200.33	0.008273	9.87	586.81	207.83	0.96
Reach-1	37207	25_year_Future	10000.00	6193.43	6200.39	6200.39	6202.63	0.007509	12.20	911.99	213.47	0.98
Reach-1	37207	50_year_Future	13000.00	6193.43	6201.29	6201.29	6203.93	0.007044	13.25	1109.56	222.49	0.98
Reach-1	37207	100_year_Future	15000.00	6193.43	6201.83	6201.83	6204.73	0.006885	13.92	1231.30	227.53	0.98
Reach-1	37207	500_year_Future	25000.00	6193.43	6204.00	6204.28	6208.25	0.006879	16.96	1761.49	262.04	1.03
Reach-1	37166	2_year_Future	1100.00	6192.36	6196.37	6194.97	6196.45	0.000740	2.26	486.22	222.31	0.27
Reach-1	37166	5_year_Future	3400.00	6192.36	6198.22	6196.14	6198.43	0.000908	3.73	942.54	259.43	0.33
Reach-1	37166	10_year_Future	5400.00	6192.36	6199.23	6196.86	6199.57	0.001067	4.70	1209.34	264.57	0.37
Reach-1	37166	25_year_Future	10000.00	6192.36	6200.91	6198.20	6201.54	0.001355	6.44	1697.58	296.43	0.44
Reach-1	37166	50_year_Future	13000.00	6192.36	6201.62	6198.95	6202.63	0.001477	7.32	1977.78	317.62	0.47
Reach-1	37166	100_year_Future	15000.00	6192.36	6202.48	6199.40	6203.38	0.001479	7.74	2168.73	325.59	0.48
Reach-1	37166	500_year_Future	25000.00	6192.36	6205.18	6201.47	6208.53	0.001536	9.53	3089.10	339.64	0.51
Reach-1	37062		Bridge									
Reach-1	36966	2_year_Future	1100.00	6189.84	6193.58	6192.45	6193.68	0.001546	2.58	425.56	219.78	0.33
Reach-1	36966	5_year_Future	3400.00	6189.84	6195.33	6193.62	6195.59	0.001715	4.12	847.26	256.69	0.38
Reach-1	36966	10_year_Future	5400.00	6189.84	6196.24	6194.32	6196.66	0.002019	5.20	1083.43	262.29	0.43
Reach-1	36966	25_year_Future	10000.00	6189.84	6197.72	6195.68	6198.50	0.002841	7.17	1497.01	288.90	0.52
Reach-1	36966	50_year_Future	13000.00	6189.84	6198.52	6196.40	6199.53	0.002900	8.17	1731.52	300.58	0.55
Reach-1	36966	100_year_Future	15000.00	6189.84	6199.18	6196.88	6200.26	0.002802	8.55	1935.45	315.19	0.55
Reach-1	36966	500_year_Future	25000.00	6189.84	6201.89	6198.93	6203.43	0.002638	10.20	2816.52	331.45	0.56
Reach-1	36677	2_year_Future	1100.00	6189.50	6191.76	6191.66	6192.51	0.012831	6.93	158.71	91.46	0.93
Reach-1	36677	5_year_Future	3400.00	6189.50	6193.48		6194.45	0.008247	8.65	698.22	416.41	0.83
Reach-1	36677	10_year_Future	5400.00	6189.50	6194.36		6195.44	0.007547	9.86	1083.05	449.03	0.83
Reach-1	36677	25_year_Future	10000.00	6189.50	6196.15		6197.30	0.005798	10.70	1903.54	471.76	0.77
Reach-1	36677	50_year_Future	13000.00	6189.50	6197.24		6198.40	0.004949	11.04	2423.94	482.39	0.73

HEC-RAS Plan: LMC Future River: Monument Creek Reach: Reach-1 (Continued)

Reach	River Sta	Profile	Q Total	Min Ch El	W.S. Elev	Crit W.S.	E.G. Elev	E.G. Slope	Vel Chnl	Flow Area	Top Width	Froude # Chl
			(cfs)	(ft)	(ft)	(ft)	(ft)	(ft/ft)	(ft/s)	(sq ft)	(ft)	
Reach-1	36677	100_year_Future	15000.00	6189.50	6198.27		6199.31	0.003830	10.62	2926.86	499.01	0.68
Reach-1	36677	500_year_Future	25000.00	6189.50	6201.24		6202.43	0.003100	11.78	4493.34	540.21	0.62
Reach-1	36308	2_year_Future	1100.00	6185.50	6189.05		6189.65	0.005039	6.19	177.80	59.06	0.83
Reach-1	36308	5_year_Future	3400.00	6185.50	6191.56		6192.34	0.004011	7.98	897.93	476.80	0.61
Reach-1	36308	10_year_Future	5400.00	6185.50	6192.63		6193.44	0.003803	8.80	1430.13	510.12	0.62
Reach-1	36308	25_year_Future	10000.00	6185.50	6195.23		6195.85	0.002349	8.69	2812.10	545.88	0.51
Reach-1	36308	50_year_Future	13000.00	6185.50	6196.45		6197.09	0.002176	9.12	3483.90	553.86	0.50
Reach-1	36308	100_year_Future	15000.00	6185.50	6197.70		6198.25	0.001710	8.73	4179.63	559.03	0.46
Reach-1	36308	500_year_Future	25000.00	6185.50	6200.76		6201.46	0.001690	10.17	5908.97	570.86	0.47
Reach-1	35855	2_year_Future	1400.00	6183.50	6187.13		6187.59	0.004052	5.49	255.12	87.01	0.56
Reach-1	35855	5_year_Future	4300.00	6183.50	6189.27	6188.82	6190.25	0.005099	8.29	660.44	284.43	0.66
Reach-1	35855	10_year_Future	6700.00	6183.50	6190.55		6191.58	0.004264	8.93	1051.77	298.73	0.65
Reach-1	35855	25_year_Future	13000.00	6183.50	6193.84		6194.67	0.002622	9.29	2006.74	319.21	0.55
Reach-1	35855	50_year_Future	16000.00	6183.50	6195.01		6196.05	0.002201	9.35	2451.44	328.00	0.51
Reach-1	35855	100_year_Future	19000.00	6183.50	6196.33		6197.38	0.001903	9.43	2889.86	336.30	0.49
Reach-1	35855	500_year_Future	27000.00	6183.50	6199.63		6200.72	0.001421	9.62	4033.46	357.06	0.44
Reach-1	35392	2_year_Future	1400.00	6181.50	6183.70	6183.60	6184.50	0.012646	7.20	194.46	104.63	0.93
Reach-1	35392	5_year_Future	4300.00	6181.50	6186.05	6185.58	6187.36	0.007616	9.21	485.09	143.83	0.82
Reach-1	35392	10_year_Future	6700.00	6181.50	6187.48		6189.13	0.006423	10.40	698.60	152.44	0.79
Reach-1	35392	25_year_Future	13000.00	6181.50	6190.58		6192.91	0.005039	12.48	1188.80	163.26	0.76
Reach-1	35392	50_year_Future	16000.00	6181.50	6191.88		6194.47	0.004669	13.21	1403.61	167.50	0.74
Reach-1	35392	100_year_Future	19000.00	6181.50	6193.10		6195.92	0.004395	13.86	1609.67	171.46	0.74
Reach-1	35392	500_year_Future	27000.00	6181.50	6196.08		6199.47	0.003873	15.27	2135.84	181.16	0.72
Reach-1	34912	2_year_Future	1400.00	6177.50	6181.08	6179.97	6181.52	0.003471	5.33	277.38	114.65	0.53
Reach-1	34912	5_year_Future	4300.00	6177.50	6183.60	6182.37	6184.67	0.004093	8.57	625.12	148.87	0.63
Reach-1	34912	10_year_Future	6700.00	6177.50	6185.04	6183.74	6186.56	0.004407	10.34	842.86	153.97	0.68
Reach-1	34912	25_year_Future	13000.00	6177.50	6187.78		6190.43	0.005145	13.90	1279.18	164.14	0.78
Reach-1	34912	50_year_Future	16000.00	6177.50	6188.83		6192.00	0.005427	15.27	1453.71	168.20	0.82
Reach-1	34912	100_year_Future	19000.00	6177.50	6189.77		6193.44	0.005707	16.54	1612.36	172.40	0.85
Reach-1	34912	500_year_Future	27000.00	6177.50	6191.79		6196.92	0.006555	19.69	1971.83	185.63	0.93
Reach-1	34471	2_year_Future	1400.00	6175.50	6177.75	6177.75	6178.70	0.014620	7.84	178.51	94.12	1.00
Reach-1	34471	5_year_Future	4300.00	6175.50	6179.87	6179.87	6181.77	0.011380	11.07	402.31	117.20	0.99
Reach-1	34471	10_year_Future	6700.00	6175.50	6181.23	6181.23	6183.65	0.010077	12.57	578.50	144.23	0.98
Reach-1	34471	25_year_Future	13000.00	6175.50	6183.98	6183.98	6187.47	0.008509	15.37	1018.71	169.42	0.97
Reach-1	34471	50_year_Future	16000.00	6175.50	6185.05	6185.05	6189.00	0.008202	16.43	1203.41	173.84	0.97
Reach-1	34471	100_year_Future	19000.00	6175.50	6186.06	6186.06	6190.42	0.007947	17.36	1379.91	177.95	0.97
Reach-1	34471	500_year_Future	27000.00	6175.50	6188.47	6188.47	6193.82	0.007448	19.42	1624.08	193.17	0.97
Reach-1	34138	2_year_Future	1400.00	6170.05	6177.40	6172.42	6177.44	0.000094	1.60	884.17	156.92	0.11
Reach-1	34138	5_year_Future	4300.00	6170.05	6179.92	6174.17	6180.10	0.000280	3.48	1303.79	179.57	0.21
Reach-1	34138	10_year_Future	6700.00	6170.05	6181.56	6175.33	6181.87	0.000376	4.53	1607.48	190.71	0.25
Reach-1	34138	25_year_Future	13000.00	6170.05	6184.00	6177.62	6184.75	0.000687	7.03	2092.24	207.02	0.35
Reach-1	34138	50_year_Future	16000.00	6170.05	6185.30	6178.65	6186.22	0.000743	7.81	2388.92	288.43	0.37
Reach-1	34138	100_year_Future	19000.00	6170.05	6186.25	6179.57	6187.37	0.000830	8.62	2705.86	369.14	0.39
Reach-1	34138	500_year_Future	27000.00	6170.05	6188.47	6181.75	6190.04	0.001006	10.40	3647.56	480.61	0.44
Reach-1	34098		Bridge									
Reach-1	34048	2_year_Future	1400.00	6169.17	6176.50	6171.55	6176.54	0.000169	1.81	880.89	156.85	0.11
Reach-1	34048	5_year_Future	4300.00	6169.17	6178.98	6173.29	6179.17	0.000506	3.49	1293.65	178.95	0.21
Reach-1	34048	10_year_Future	6700.00	6169.17	6180.59	6174.46	6180.91	0.000682	4.54	1591.59	190.16	0.25
Reach-1	34048	25_year_Future	13000.00	6169.17	6183.90	6176.83	6184.53	0.000976	6.52	2255.90	213.76	0.31
Reach-1	34048	50_year_Future	16000.00	6169.17	6185.20	6177.78	6185.97	0.001056	7.23	2663.55	392.71	0.33
Reach-1	34048	100_year_Future	19000.00	6169.17	6186.19	6178.69	6187.10	0.001164	7.93	3091.36	469.38	0.35
Reach-1	34048	500_year_Future	27000.00	6169.17	6188.20	6180.90	6189.46	0.001435	9.53	4194.92	624.38	0.40
Reach-1	33861	2_year_Future	1400.00	6173.50	6175.94		6176.34	0.005799	5.07	275.90	139.77	0.64
Reach-1	33861	5_year_Future	4300.00	6173.50	6177.44		6178.63	0.008252	8.74	497.45	153.21	0.83
Reach-1	33861	10_year_Future	6700.00	6173.50	6178.23	6178.10	6180.12	0.009979	11.03	621.13	159.70	0.95
Reach-1	33861	25_year_Future	13000.00	6173.50	6180.37	6180.37	6183.40	0.009390	14.06	979.66	175.90	0.98
Reach-1	33861	50_year_Future	16000.00	6173.50	6181.31	6181.31	6184.74	0.008879	15.00	1148.65	182.94	0.98
Reach-1	33861	100_year_Future	19000.00	6173.50	6182.62	6182.62	6185.94	0.007009	14.87	1509.97	403.71	0.89
Reach-1	33861	500_year_Future	27000.00	6173.50	6184.79	6184.79	6188.31	0.005657	15.80	2462.49	489.51	0.85
Reach-1	33507	2_year_Future	1400.00	6171.50	6173.97		6174.26	0.005723	4.34	322.93	205.92	0.61
Reach-1	33507	5_year_Future	4300.00	6171.50	6175.63		6176.27	0.004608	6.43	686.87	231.50	0.63
Reach-1	33507	10_year_Future	6700.00	6171.50	6176.73		6177.57	0.004339	7.42	948.62	244.50	0.63
Reach-1	33507	25_year_Future	13000.00	6171.50	6179.17	6177.37	6180.40	0.003530	9.02	1571.30	264.89	0.61
Reach-1	33507	50_year_Future	16000.00	6171.50	6180.12	6178.09	6181.52	0.003419	9.66	1824.77	272.76	0.61
Reach-1	33507	100_year_Future	19000.00	6171.50	6181.01	6178.77	6182.57	0.003314	10.25	2070.86	280.18	0.62
Reach-1	33507	500_year_Future	27000.00	6171.50	6183.20	6180.38	6185.14	0.003063	11.47	2705.77	298.49	0.61
Reach-1	33026	2_year_Future	1400.00	6168.66	6170.88	6170.48	6171.26	0.006811	4.97	284.62	174.77	0.67
Reach-1	33026	5_year_Future	4300.00	6168.66	6172.38		6173.36	0.007622	8.02	556.73	187.14	0.79
Reach-1	33026	10_year_Future	6700.00	6168.66	6173.23	6172.85	6174.70	0.008296	9.80	719.23	192.99	0.86
Reach-1	33026	25_year_Future	13000.00	6168.66	6174.88	6174.88	6177.60	0.009820	13.39	1046.05	204.24	0.99

HEC-RAS Plan: LMC Future River: Monument Creek Reach: Reach-1 (Continued)

Reach	River Sta	Profile	Q Total	Min Ch El	W.S. Elev	Crit W.S.	E.G. Elev	E.G. Slope	Vel Chnl	Flow Area	Top Width	Froude # Chl
			(cfs)	(ft)	(ft)	(ft)	(ft)	(ft/ft)	(ft/s)	(sq ft)	(ft)	
Reach-1	33026	50_year_Future	16000.00	6168.66	6175.70	6175.70	6178.80	0.009377	14.32	1215.83	208.18	0.99
Reach-1	33026	100_year_Future	19000.00	6168.66	6176.46	6176.46	6179.91	0.009056	15.15	1375.74	211.68	0.99
Reach-1	33026	500_year_Future	27000.00	6168.66	6178.30	6178.30	6182.61	0.006445	17.01	1773.03	220.08	0.99
Reach-1	32661	2_year_Future	1400.00	6166.33	6168.74	6168.30	6169.02	0.005414	4.35	353.80	247.43	0.60
Reach-1	32661	5_year_Future	4300.00	6166.33	6170.17	6169.53	6170.85	0.005820	6.85	721.48	263.78	0.69
Reach-1	32661	10_year_Future	6700.00	6166.33	6171.06		6172.01	0.005900	8.16	958.24	271.11	0.72
Reach-1	32661	25_year_Future	13000.00	6166.33	6172.95	6171.98	6174.49	0.005776	10.48	1485.39	285.59	0.76
Reach-1	32661	50_year_Future	16000.00	6166.33	6173.71	6172.66	6175.51	0.005742	11.33	1704.78	291.20	0.78
Reach-1	32661	100_year_Future	19000.00	6166.33	6174.44	6173.30	6176.46	0.005630	12.04	1920.91	296.63	0.78
Reach-1	32661	500_year_Future	27000.00	6166.33	6175.85	6174.87	6178.64	0.006202	14.20	2346.82	309.13	0.85
Reach-1	32215	2_year_Future	1400.00	6162.51	6164.57	6164.57	6165.21	0.015107	6.52	241.34	224.41	0.97
Reach-1	32215	5_year_Future	4300.00	6162.51	6165.98	6165.98	6167.18	0.012012	9.25	602.49	272.99	0.97
Reach-1	32215	10_year_Future	6700.00	6162.51	6166.83	6166.83	6168.40	0.011325	10.72	837.61	279.86	0.99
Reach-1	32215	25_year_Future	13000.00	6162.51	6168.58	6168.58	6170.99	0.010631	13.49	1337.01	287.57	1.02
Reach-1	32215	50_year_Future	16000.00	6162.51	6169.32	6169.32	6172.06	0.010290	14.45	1549.34	289.93	1.03
Reach-1	32215	100_year_Future	19000.00	6162.51	6169.97	6169.97	6173.05	0.010197	15.38	1738.88	292.03	1.04
Reach-1	32215	500_year_Future	27000.00	6162.51	6172.20	6171.60	6175.52	0.007643	16.10	2399.85	299.22	0.94
Reach-1	32185	2_year_Future	1400.00	6161.79	6163.07	6163.46	6164.40	0.049032	9.25	151.36	155.00	1.65
Reach-1	32185	5_year_Future	4300.00	6161.79	6164.30	6164.93	6166.53	0.030727	12.01	364.32	203.98	1.46
Reach-1	32185	10_year_Future	6700.00	6161.79	6165.09	6165.81	6167.81	0.024405	13.32	536.59	224.13	1.39
Reach-1	32185	25_year_Future	13000.00	6161.79	6168.84	6167.69	6170.47	0.017619	15.57	953.06	248.87	1.28
Reach-1	32185	50_year_Future	16000.00	6161.79	6167.56	6168.45	6171.55	0.016130	16.41	1134.02	255.01	1.25
Reach-1	32185	100_year_Future	19000.00	6161.79	6168.24	6169.15	6172.56	0.014980	17.14	1308.71	258.71	1.23
Reach-1	32185	500_year_Future	27000.00	6161.79	6172.49		6175.14	0.004676	13.69	2485.26	290.62	0.75
Reach-1	32174	2_year_Future	1400.00	6156.43	6157.30	6158.25	6162.80	0.396642	18.82	74.39	125.91	4.32
Reach-1	32174	5_year_Future	4300.00	6156.43	6158.24	6159.91	6165.40	0.152094	21.49	202.85	146.33	3.11
Reach-1	32174	10_year_Future	6700.00	6156.43	6163.59	6160.96	6164.24	0.001937	6.72	1183.22	203.51	0.45
Reach-1	32174	25_year_Future	13000.00	6156.43	6167.07	6163.10	6168.04	0.001722	8.34	1949.99	238.25	0.46
Reach-1	32174	50_year_Future	16000.00	6156.43	6168.48	6163.98	6169.58	0.001658	8.91	2303.41	269.99	0.46
Reach-1	32174	100_year_Future	19000.00	6156.43	6170.13	6164.81	6171.27	0.001455	9.12	2761.05	281.51	0.44
Reach-1	32174	500_year_Future	27000.00	6156.43	6173.37		6174.73	0.001338	10.11	3698.00	296.24	0.44
Reach-1	32144	2_year_Future	1400.00	6153.82	6156.95	6157.91	6159.31	0.003020	6.09	507.93	179.77	0.51
Reach-1	32144	5_year_Future	4300.00	6153.82	6161.45	6159.96	6162.29	0.004506	9.99	969.72	190.24	0.67
Reach-1	32144	10_year_Future	6700.00	6153.82	6162.93		6164.10	0.005103	12.08	1255.68	196.44	0.73
Reach-1	32144	25_year_Future	13000.00	6153.82	6165.95		6167.86	0.005908	15.94	1867.67	209.10	0.83
Reach-1	32144	50_year_Future	16000.00	6153.82	6167.17		6169.38	0.006079	17.29	2137.90	240.39	0.86
Reach-1	32144	100_year_Future	19000.00	6153.82	6168.95		6171.09	0.005094	17.28	2599.61	266.64	0.80
Reach-1	32144	500_year_Future	27000.00	6153.82	6172.13		6174.55	0.004667	18.88	3464.34	278.10	0.79
Reach-1	32122	2_year_Future	1400.00	6154.00	6158.70		6159.22	0.004690	7.10	431.27	177.97	0.62
Reach-1	32122	5_year_Future	4300.00	6154.00	6161.07		6162.15	0.006303	11.18	864.60	187.91	0.78
Reach-1	32122	10_year_Future	6700.00	6154.00	6162.49		6163.94	0.006896	13.35	1134.22	193.83	0.84
Reach-1	32122	25_year_Future	13000.00	6154.00	6165.38		6167.68	0.007634	17.32	1713.25	205.98	0.93
Reach-1	32122	50_year_Future	16000.00	6154.00	6166.54	6164.98	6169.19	0.007808	18.76	1955.46	210.85	0.96
Reach-1	32122	100_year_Future	19000.00	6154.00	6168.49		6170.94	0.006122	18.38	2418.51	261.29	0.87
Reach-1	32122	500_year_Future	27000.00	6154.00	6171.73		6174.42	0.005343	19.76	3296.19	279.06	0.84
Reach-1	32099	2_year_Future	1400.00	6154.00	6158.10	6158.10	6159.03	0.009637	9.14	325.31	175.46	0.87
Reach-1	32099	5_year_Future	4300.00	6154.00	6160.14	6160.14	6161.88	0.012027	13.91	691.17	184.00	1.05
Reach-1	32099	10_year_Future	6700.00	6154.00	6161.35	6161.35	6163.64	0.012877	16.44	917.24	189.08	1.12
Reach-1	32099	25_year_Future	13000.00	6154.00	6163.94	6163.94	6167.33	0.013329	20.79	1420.32	199.93	1.20
Reach-1	32099	50_year_Future	16000.00	6154.00	6164.99	6164.99	6168.83	0.013349	22.34	1632.51	204.33	1.22
Reach-1	32099	100_year_Future	19000.00	6154.00	6168.25		6170.78	0.006491	18.71	2406.95	285.26	0.89
Reach-1	32099	500_year_Future	27000.00	6154.00	6171.69		6174.27	0.005231	19.51	3408.18	296.95	0.83
Reach-1	31899	2_year_Future	1400.00	6151.50	6154.61	6153.76	6154.89	0.003523	4.20	334.29	158.65	0.50
Reach-1	31899	5_year_Future	4300.00	6151.50	6157.69	6155.34	6158.12	0.001684	5.25	861.47	188.94	0.40
Reach-1	31899	10_year_Future	6700.00	6151.50	6159.61	6156.33	6160.13	0.001400	5.89	1252.39	217.86	0.39
Reach-1	31899	25_year_Future	13000.00	6151.50	6163.96	6158.50	6164.65	0.000999	6.83	2251.49	237.84	0.36
Reach-1	31899	50_year_Future	16000.00	6151.50	6165.82	6159.40	6166.55	0.000896	7.15	2697.98	244.22	0.34
Reach-1	31899	100_year_Future	19000.00	6151.50	6169.32		6169.94	0.000558	6.59	3574.46	255.31	0.28
Reach-1	31899	500_year_Future	27000.00	6151.50	6172.64		6173.47	0.000602	7.72	4437.65	265.42	0.30
Reach-1	31581	2_year_Future	1400.00	6149.50	6153.90		6154.13	0.001674	3.78	370.06	110.70	0.36
Reach-1	31581	5_year_Future	4300.00	6149.50	6157.02		6157.56	0.001737	5.92	768.07	152.89	0.41
Reach-1	31581	10_year_Future	6700.00	6149.50	6158.87		6159.62	0.001749	7.03	1079.74	178.32	0.43
Reach-1	31581	25_year_Future	13000.00	6149.50	6163.16		6164.22	0.001482	8.56	1901.89	201.89	0.43
Reach-1	31581	50_year_Future	16000.00	6149.50	6165.00		6166.16	0.001376	9.03	2280.22	210.13	0.42
Reach-1	31581	100_year_Future	19000.00	6149.50	6168.75		6169.69	0.000843	8.25	3097.45	225.48	0.34
Reach-1	31581	500_year_Future	27000.00	6149.50	6171.89		6173.19	0.000957	9.78	3822.87	236.48	0.37
Reach-1	31449	2_year_Future	1400.00	6148.78	6153.43	6152.03	6153.80	0.002761	4.89	286.03	86.67	0.47
Reach-1	31449	5_year_Future	4300.00	6148.78	6156.06	6154.45	6157.09	0.003706	8.17	545.93	148.44	0.60
Reach-1	31449	10_year_Future	6700.00	6148.78	6157.55	6155.90	6159.05	0.004010	9.92	754.31	174.19	0.65
Reach-1	31449	25_year_Future	13000.00	6148.78	6161.68	6159.00	6163.67	0.003047	11.69	1356.42	210.86	0.61
Reach-1	31449	50_year_Future	16000.00	6148.78	6163.43	6160.17	6165.61	0.002779	12.29	1612.64	218.08	0.60

HEC-RAS Plan: LMC Future River: Monument Creek Reach: Reach-1 (Continued)

Reach	River Sta	Profile	Q Total	Min Ch El	W.S. Elev	Crit W.S.	E.G. Elev	E.G. Slope	Vel Chnl	Flow Area	Top Width	Froude # Chl
			(cfs)	(ft)	(ft)	(ft)	(ft)	(ft/ft)	(ft/s)	(sq ft)	(ft)	
Reach-1	31449	100_year_Future	19000.00	6148.78	6168.37	6161.21	6169.51	0.001062	9.40	3126.78	238.38	0.39
Reach-1	31449	500_year_Future	27000.00	6148.78	6171.42	6163.75	6172.97	0.001204	11.11	3872.69	250.92	0.43
Reach-1	31423		Bridge									
Reach-1	31393	2_year_Future	1400.00	6148.19	6152.64	6151.44	6153.06	0.002439	5.20	269.26	85.61	0.52
Reach-1	31393	5_year_Future	4300.00	6148.19	6155.15	6153.86	6156.31	0.003308	8.66	508.59	134.16	0.66
Reach-1	31393	10_year_Future	6700.00	6148.19	6156.57	6155.34	6158.26	0.003578	10.53	705.27	167.31	0.71
Reach-1	31393	25_year_Future	13000.00	6148.19	6159.45	6158.44	6162.24	0.003824	13.77	1154.11	204.14	0.78
Reach-1	31393	50_year_Future	16000.00	6148.19	6160.63	6159.56	6163.85	0.003852	14.91	1336.84	208.95	0.80
Reach-1	31393	100_year_Future	19000.00	6148.19	6162.02	6160.81	6165.06	0.003250	14.85	1822.63	214.71	0.75
Reach-1	31393	500_year_Future	27000.00	6148.19	6165.36	6162.97	6168.66	0.002682	15.83	2560.76	228.41	0.71
Reach-1	31098	2_year_Future	1400.00	6147.50	6151.79	6150.55	6152.23	0.003319	5.28	265.18	103.05	0.58
Reach-1	31098	5_year_Future	4300.00	6147.50	6154.38	6153.04	6155.25	0.002937	7.68	627.05	182.17	0.61
Reach-1	31098	10_year_Future	6700.00	6147.50	6155.94	6154.31	6157.08	0.002672	8.79	928.16	197.48	0.61
Reach-1	31098	25_year_Future	13000.00	6147.50	6159.14		6160.79	0.002384	10.84	1601.15	220.74	0.61
Reach-1	31098	50_year_Future	16000.00	6147.50	6160.45		6162.30	0.002284	11.54	1895.77	227.55	0.61
Reach-1	31098	100_year_Future	19000.00	6147.50	6161.78		6163.76	0.002133	12.03	2201.96	232.69	0.60
Reach-1	31098	500_year_Future	27000.00	6147.50	6165.28		6167.47	0.001755	12.88	3037.99	246.18	0.57
Reach-1	30602	2_year_Future	1400.00	6145.50	6148.30	6148.30	6149.48	0.010280	8.70	161.00	69.36	1.01
Reach-1	30602	5_year_Future	4300.00	6145.50	6151.00	6151.00	6153.01	0.006922	11.51	429.13	135.55	0.93
Reach-1	30602	10_year_Future	6700.00	6145.50	6152.48	6152.48	6155.00	0.006290	13.14	641.77	152.67	0.93
Reach-1	30602	25_year_Future	13000.00	6145.50	6155.83		6159.01	0.004837	15.33	1213.70	182.73	0.87
Reach-1	30602	50_year_Future	16000.00	6145.50	6157.56		6160.70	0.003948	15.47	1538.47	192.19	0.81
Reach-1	30602	100_year_Future	19000.00	6145.50	6159.16		6162.32	0.003405	15.69	1851.84	199.86	0.77
Reach-1	30602	500_year_Future	27000.00	6145.50	6163.05		6166.32	0.002588	16.31	2666.05	216.54	0.70
Reach-1	30139	2_year_Future	1400.00	6141.80	6146.46	6144.72	6146.81	0.001651	4.75	297.12	90.93	0.44
Reach-1	30139	5_year_Future	4300.00	6141.80	6149.98	6147.33	6150.68	0.001466	6.94	790.99	167.94	0.46
Reach-1	30139	10_year_Future	6700.00	6141.80	6151.89	6146.97	6152.82	0.001482	8.16	1119.07	176.52	0.48
Reach-1	30139	25_year_Future	13000.00	6141.80	6158.01		6157.37	0.001392	10.16	1879.77	192.39	0.49
Reach-1	30139	50_year_Future	16000.00	6141.80	6157.70		6159.22	0.001351	10.85	2210.26	198.50	0.50
Reach-1	30139	100_year_Future	19000.00	6141.80	6159.28		6160.94	0.001316	11.45	2527.61	204.18	0.50
Reach-1	30139	500_year_Future	27000.00	6141.80	6163.14		6165.14	0.001225	12.72	3348.02	222.40	0.50
Reach-1	30065	2_year_Future	1400.00	6140.09	6146.45	6143.92	6146.68	0.000747	3.79	433.10	117.62	0.30
Reach-1	30065	5_year_Future	4300.00	6140.09	6149.94	6146.38	6150.54	0.001051	6.48	821.41	195.86	0.40
Reach-1	30065	10_year_Future	6700.00	6140.09	6151.78	6147.84	6152.71	0.001275	8.15	1031.87	202.65	0.45
Reach-1	30065	25_year_Future	13000.00	6140.09	6155.25	6150.97	6157.10	0.001740	11.58	1436.85	214.32	0.55
Reach-1	30065	50_year_Future	16000.00	6140.09	6156.56	6152.27	6158.86	0.001918	12.93	1595.48	218.34	0.59
Reach-1	30065	100_year_Future	19000.00	6140.09	6157.74	6153.45	6160.49	0.002083	14.17	1739.96	221.94	0.62
Reach-1	30065	500_year_Future	27000.00	6140.09	6160.42	6156.32	6164.41	0.002476	17.12	2077.59	230.13	0.70
Reach-1	29961		Bridge									
Reach-1	29853	2_year_Future	1400.00	6138.24	6144.34	6142.05	6144.59	0.001246	4.05	379.38	94.37	0.33
Reach-1	29853	5_year_Future	4300.00	6138.24	6147.67	6144.49	6148.37	0.001766	6.95	727.74	126.18	0.44
Reach-1	29853	10_year_Future	6700.00	6138.24	6149.35	6146.06	6150.44	0.002167	8.76	922.63	194.06	0.50
Reach-1	29853	25_year_Future	13000.00	6138.24	6152.42	6149.34	6154.59	0.003049	12.50	1298.97	269.08	0.62
Reach-1	29853	50_year_Future	16000.00	6138.24	6153.53	6150.62	6156.23	0.003417	14.00	1444.33	280.88	0.67
Reach-1	29853	100_year_Future	19000.00	6138.24	6154.51	6151.87	6157.76	0.003772	15.40	1572.70	288.96	0.71
Reach-1	29853	500_year_Future	27000.00	6138.24	6156.59	6154.72	6161.40	0.004752	18.88	1859.79	306.65	0.81
Reach-1	29627	2_year_Future	1400.00	6139.50	6143.12	6142.45	6143.89	0.006402	7.06	198.43	64.73	0.71
Reach-1	29627	5_year_Future	4300.00	6139.50	6146.18	6145.48	6147.54	0.005147	9.70	559.71	223.60	0.71
Reach-1	29627	10_year_Future	6700.00	6139.50	6147.96	6146.89	6149.59	0.004574	10.92	818.54	237.31	0.70
Reach-1	29627	25_year_Future	13000.00	6139.50	6151.00	6149.72	6153.60	0.004917	14.16	1273.96	251.91	0.76
Reach-1	29627	50_year_Future	16000.00	6139.50	6152.14	6150.84	6155.19	0.005128	15.47	1446.65	255.78	0.79
Reach-1	29627	100_year_Future	19000.00	6139.50	6153.16	6151.83	6156.67	0.005328	16.66	1603.53	259.23	0.82
Reach-1	29627	500_year_Future	27000.00	6139.50	6155.33	6154.36	6160.18	0.006092	19.77	1938.69	266.32	0.90
Reach-1	29137	2_year_Future	1400.00	6135.50	6139.05		6140.13	0.009187	6.36	167.37	55.14	0.85
Reach-1	29137	5_year_Future	4300.00	6135.50	6142.40	6141.81	6144.39	0.007857	11.36	395.08	112.54	0.86
Reach-1	29137	10_year_Future	6700.00	6135.50	6143.90	6143.90	6146.59	0.007928	13.42	595.93	151.66	0.90
Reach-1	29137	25_year_Future	13000.00	6135.50	6147.09	6147.09	6150.66	0.006957	18.16	1149.08	189.14	0.89
Reach-1	29137	50_year_Future	16000.00	6135.50	6148.26	6148.26	6152.21	0.006876	17.27	1372.31	194.82	0.90
Reach-1	29137	100_year_Future	19000.00	6135.50	6149.27	6149.27	6153.62	0.006908	18.33	1572.95	199.71	0.92
Reach-1	29137	500_year_Future	27000.00	6135.50	6151.71	6151.71	6156.96	0.006877	20.62	2072.55	210.19	0.95
Reach-1	28816	2_year_Future	1400.00	6133.50	6137.86		6138.36	0.003122	5.68	246.41	61.22	0.50
Reach-1	28816	5_year_Future	4300.00	6133.50	6140.93	6139.21	6142.33	0.004558	9.57	515.40	162.96	0.64
Reach-1	28816	10_year_Future	6700.00	6133.50	6142.46	6141.56	6144.35	0.004992	11.45	809.99	211.16	0.70
Reach-1	28816	25_year_Future	13000.00	6133.50	6145.40	6144.72	6148.04	0.005275	14.39	1463.47	231.56	0.75
Reach-1	28816	50_year_Future	16000.00	6133.50	6146.68	6145.79	6149.49	0.005079	15.17	1764.38	236.86	0.75
Reach-1	28816	100_year_Future	19000.00	6133.50	6147.91	6146.72	6150.84	0.004840	15.75	2062.34	245.64	0.75
Reach-1	28816	500_year_Future	27000.00	6133.50	6151.03	6148.95	6154.13	0.004178	16.77	2852.07	259.95	0.72
Reach-1	28484	2_year_Future	1400.00	6132.62	6135.89		6136.74	0.008150	7.41	188.99	69.43	0.79
Reach-1	28484	5_year_Future	4300.00	6132.62	6138.66	6138.14	6140.47	0.006873	10.18	440.11	128.44	0.80

HEC-RAS Plan: LMC Future River: Monument Creek Reach: Reach-1 (Continued)

Reach	River Sta	Profile	Q Total	Min Ch El	W.S. Elev	Crit W.S.	E.G. Elev	E.G. Slope	Vel Chnl	Flow Area	Top Width	Froude # Chl
			(cfs)	(ft)	(ft)	(ft)	(ft)	(ft/ft)	(ft/s)	(sq ft)	(ft)	
Reach-1	28484	10_year_Future	6700.00	6132.62	6140.44	6139.99	6142.48	0.006274	11.67	710.05	197.61	0.80
Reach-1	28484	25_year_Future	13000.00	6132.62	6143.85		6146.32	0.004806	13.47	1426.64	221.51	0.75
Reach-1	28484	50_year_Future	16000.00	6132.62	6145.27		6147.86	0.004359	14.02	1749.46	233.32	0.73
Reach-1	28484	100_year_Future	19000.00	6132.62	6146.65		6149.31	0.003959	14.41	2099.99	280.55	0.71
Reach-1	28484	500_year_Future	27000.00	6132.62	6150.20		6152.81	0.003007	14.79	3189.30	314.21	0.64
Reach-1	28030	2_year_Future	1400.00	6129.50	6133.85		6134.34	0.003430	5.66	247.20	68.84	0.53
Reach-1	28030	5_year_Future	4300.00	6129.50	6137.26		6138.27	0.003114	8.27	670.92	188.80	0.56
Reach-1	28030	10_year_Future	6700.00	6129.50	6139.19		6140.38	0.002638	9.33	1114.40	263.17	0.56
Reach-1	28030	25_year_Future	13000.00	6129.50	6143.23		6144.55	0.002202	10.57	2259.99	296.98	0.52
Reach-1	28030	50_year_Future	16000.00	6129.50	6144.79		6146.19	0.002065	11.06	2732.42	305.29	0.51
Reach-1	28030	100_year_Future	19000.00	6129.50	6146.27		6147.72	0.001947	11.47	3189.88	313.11	0.51
Reach-1	28030	500_year_Future	27000.00	6129.50	6149.94		6151.49	0.001684	12.25	4375.32	332.31	0.49
Reach-1	27531	2_year_Future	1400.00	6127.50	6130.99		6131.90	0.007309	7.64	183.22	55.59	0.74
Reach-1	27531	5_year_Future	4300.00	6127.50	6134.76	6133.61	6136.29	0.004926	10.21	553.46	147.41	0.68
Reach-1	27531	10_year_Future	6700.00	6127.50	6136.71		6138.55	0.004565	11.58	856.24	164.79	0.68
Reach-1	27531	25_year_Future	13000.00	6127.50	6140.54		6142.97	0.004150	14.01	1556.39	191.92	0.69
Reach-1	27531	50_year_Future	16000.00	6127.50	6141.86		6144.62	0.004255	15.15	1811.94	196.19	0.71
Reach-1	27531	100_year_Future	19000.00	6127.50	6143.21		6146.19	0.004177	15.95	2079.76	200.42	0.72
Reach-1	27531	500_year_Future	27000.00	6127.50	6146.74		6150.11	0.003782	17.37	2807.39	211.47	0.70
Reach-1	27034	2_year_Future	1400.00	6123.50	6128.11	6126.40	6128.62	0.005576	5.73	248.58	65.08	0.48
Reach-1	27034	5_year_Future	4300.00	6123.50	6129.86	6129.61	6132.13	0.016321	12.26	386.12	92.51	0.87
Reach-1	27034	10_year_Future	6700.00	6123.50	6131.51	6131.51	6134.54	0.016459	14.43	552.38	106.95	0.91
Reach-1	27034	25_year_Future	13000.00	6123.50	6135.00	6135.00	6139.23	0.015134	17.71	954.16	121.22	0.93
Reach-1	27034	50_year_Future	16000.00	6123.50	6137.00		6141.13	0.012267	17.78	1202.47	126.76	0.86
Reach-1	27034	100_year_Future	19000.00	6123.50	6138.82		6142.95	0.010581	17.99	1436.87	130.71	0.82
Reach-1	27034	500_year_Future	27000.00	6123.50	6142.16		6147.08	0.009996	19.98	1885.89	137.97	0.82
Reach-1	26544	2_year_Future	1400.00	6121.50	6124.22		6125.01	0.009981	7.16	195.63	88.79	0.85
Reach-1	26544	5_year_Future	4300.00	6121.50	6128.22		6129.03	0.002687	7.31	874.39	144.14	0.52
Reach-1	26544	10_year_Future	6700.00	6121.50	6130.77	6127.60	6131.64	0.001895	7.75	1078.50	173.66	0.46
Reach-1	26544	25_year_Future	13000.00	6121.50	6135.53	6130.45	6136.65	0.001435	9.04	2070.44	253.06	0.44
Reach-1	26544	50_year_Future	16000.00	6121.50	6137.72		6138.84	0.001226	9.24	2655.91	281.19	0.41
Reach-1	26544	100_year_Future	19000.00	6121.50	6139.71		6140.83	0.001080	9.39	3362.72	422.49	0.39
Reach-1	26544	500_year_Future	27000.00	6121.50	6143.73		6144.89	0.000918	9.94	5230.49	499.46	0.38
Reach-1	26051	2_year_Future	1400.00	6117.03	6122.80		6123.17	0.001747	4.92	285.57	63.56	0.39
Reach-1	26051	5_year_Future	4300.00	6117.03	6127.03		6127.92	0.001886	7.71	665.22	106.32	0.45
Reach-1	26051	10_year_Future	6700.00	6117.03	6129.46		6130.67	0.001925	9.14	945.12	121.75	0.48
Reach-1	26051	25_year_Future	13000.00	6117.03	6133.61		6135.67	0.002294	12.26	1525.02	156.31	0.55
Reach-1	26051	50_year_Future	16000.00	6117.03	6135.72		6137.95	0.002150	12.92	1872.67	173.35	0.54
Reach-1	26051	100_year_Future	19000.00	6117.03	6137.70		6140.01	0.002000	13.37	2355.55	331.00	0.53
Reach-1	26051	500_year_Future	27000.00	6117.03	6142.09		6144.21	0.001595	13.65	4663.45	712.24	0.49
Reach-1	25657	2_year_Future	2300.00	6115.50	6119.44	6119.44	6121.18	0.012785	10.59	217.24	62.92	1.00
Reach-1	25657	5_year_Future	7000.00	6115.50	6123.28	6123.28	6126.08	0.008556	13.90	653.94	151.97	0.92
Reach-1	25657	10_year_Future	11000.00	6115.50	6125.43	6125.43	6128.84	0.007780	15.79	1010.07	171.76	0.91
Reach-1	25657	25_year_Future	20000.00	6115.50	6128.88	6128.88	6133.68	0.007698	19.39	1619.02	181.42	0.96
Reach-1	25657	50_year_Future	25000.00	6115.50	6130.47	6130.47	6135.95	0.007706	20.98	1910.72	186.01	0.98
Reach-1	25657	100_year_Future	30000.00	6115.50	6132.01	6132.01	6138.04	0.007548	22.22	2201.31	191.87	0.98
Reach-1	25657	500_year_Future	42000.00	6115.50	6135.85	6135.85	6142.45	0.006494	23.81	3094.94	349.79	0.95
Reach-1	25299	2_year_Future	2300.00	6112.74	6117.21	6115.73	6117.75	0.003070	5.91	393.98	102.96	0.51
Reach-1	25299	5_year_Future	7000.00	6112.74	6120.33	6118.78	6121.76	0.004003	9.84	845.87	170.30	0.64
Reach-1	25299	10_year_Future	11000.00	6112.74	6122.17	6120.68	6124.24	0.004362	11.94	1180.15	193.95	0.70
Reach-1	25299	25_year_Future	20000.00	6112.74	6125.30	6123.97	6128.53	0.004828	15.31	1825.91	217.04	0.77
Reach-1	25299	50_year_Future	26000.00	6112.74	6126.97	6125.77	6130.90	0.005058	17.07	2218.19	248.86	0.81
Reach-1	25299	100_year_Future	31000.00	6112.74	6128.26	6127.13	6132.68	0.005134	18.25	2545.29	254.29	0.83
Reach-1	25299	500_year_Future	45000.00	6112.74	6131.41	6130.38	6137.06	0.005304	21.04	3364.98	271.32	0.87
Reach-1	24896	2_year_Future	2300.00	6111.50	6114.21	6114.21	6115.41	0.013619	8.82	260.86	109.17	1.01
Reach-1	24896	5_year_Future	7000.00	6111.50	6118.85	6116.85	6119.23	0.010463	12.40	584.67	138.59	0.99
Reach-1	24896	10_year_Future	11000.00	6111.50	6118.58	6118.58	6121.67	0.009183	14.22	843.46	160.76	0.98
Reach-1	24896	25_year_Future	20000.00	6111.50	6121.79	6121.79	6126.02	0.007612	16.87	1419.59	196.67	0.95
Reach-1	24896	50_year_Future	26000.00	6111.50	6123.53	6123.53	6128.39	0.007175	18.26	1775.95	213.08	0.95
Reach-1	24896	100_year_Future	31000.00	6111.50	6124.81	6124.81	6130.18	0.006993	19.33	2054.46	223.00	0.95
Reach-1	24896	500_year_Future	45000.00	6111.50	6128.04	6128.04	6134.61	0.006518	21.69	2812.57	246.09	0.95
Reach-1	24464	2_year_Future	2300.00	6107.50	6112.38	6110.37	6112.61	0.002217	3.84	599.34	224.69	0.41
Reach-1	24464	5_year_Future	7000.00	6107.50	6115.24	6112.80	6115.73	0.001838	5.63	1270.86	240.59	0.42
Reach-1	24464	10_year_Future	11000.00	6107.50	6117.01	6113.94	6117.70	0.001785	6.67	1701.85	246.66	0.44
Reach-1	24464	25_year_Future	20000.00	6107.50	6120.40	6115.96	6121.43	0.001635	8.23	2553.69	257.23	0.44
Reach-1	24464	50_year_Future	26000.00	6107.50	6122.33	6117.17	6123.57	0.001576	9.03	3056.00	262.59	0.45
Reach-1	24464	100_year_Future	31000.00	6107.50	6123.94	6118.09	6125.32	0.001490	9.52	3483.98	266.86	0.44
Reach-1	24464	500_year_Future	45000.00	6107.50	6127.85	6120.42	6129.60	0.001381	10.77	4567.40	301.22	0.45
Reach-1	23980	2_year_Future	2300.00	6105.50	6108.83	6108.83	6110.04	0.022315	9.04	285.41	130.91	0.92
Reach-1	23980	5_year_Future	7000.00	6105.50	6111.46	6111.46	6113.48	0.020099	12.36	692.76	171.07	0.95
Reach-1	23980	10_year_Future	11000.00	6105.50	6113.32		6115.59	0.016100	13.36	1022.89	181.28	0.89

HEC-RAS Plan: LMC Future River: Monument Creek Reach: Reach-1 (Continued)

Reach	River Sta	Profile	Q Total	Min Ch El	W.S. Elev	Crit W.S.	E.G. Elev	E.G. Slope	Vel Chnl	Flow Area	Top Width	Froude # Chl
			(cfs)	(ft)	(ft)	(ft)	(ft)	(ft/ft)	(ft/s)	(sq ft)	(ft)	
Reach-1	23980	25_year_Future	20000.00	6105.50	6118.32		6119.48	0.014221	15.94	1582.64	191.34	0.89
Reach-1	23980	50_year_Future	26000.00	6105.50	6118.07		6121.65	0.013278	17.15	1923.41	198.74	0.88
Reach-1	23980	100_year_Future	31000.00	6105.50	6120.24		6123.61	0.010124	16.77	2365.55	208.05	0.79
Reach-1	23980	500_year_Future	45000.00	6105.50	6124.06		6128.01	0.006775	18.36	3191.76	227.98	0.77
Reach-1	23542	2_year_Future	2300.00	6101.50	6106.00	6104.56	6106.51	0.002355	5.74	400.55	107.15	0.52
Reach-1	23542	5_year_Future	7000.00	6101.50	6108.99	6107.41	6110.34	0.003157	9.38	797.42	189.52	0.66
Reach-1	23542	10_year_Future	11000.00	6101.50	6110.41	6109.29	6112.52	0.003812	11.80	1097.09	223.22	0.75
Reach-1	23542	25_year_Future	20000.00	6101.50	6113.97		6116.77	0.003212	13.94	1923.33	241.47	0.73
Reach-1	23542	50_year_Future	26000.00	6101.50	6115.53		6118.99	0.003391	15.62	2307.49	249.50	0.77
Reach-1	23542	100_year_Future	31000.00	6101.50	6118.96		6121.73	0.002045	14.21	3194.80	272.10	0.62
Reach-1	23542	500_year_Future	45000.00	6101.50	6122.91		6126.26	0.001925	15.93	4596.04	501.99	0.62
Reach-1	23055	2_year_Future	2300.00	6099.50	6102.91	6102.91	6104.15	0.013479	8.96	256.61	104.08	1.01
Reach-1	23055	5_year_Future	7000.00	6099.50	6105.53	6105.53	6107.67	0.010854	11.77	606.08	150.77	0.99
Reach-1	23055	10_year_Future	11000.00	6099.50	6107.52	6107.04	6109.96	0.007524	12.59	919.93	163.77	0.88
Reach-1	23055	25_year_Future	20000.00	6099.50	6112.86		6115.05	0.003093	12.11	1867.44	190.23	0.62
Reach-1	23055	50_year_Future	26000.00	6099.50	6114.20		6117.13	0.003594	14.04	2127.24	202.02	0.69
Reach-1	23055	100_year_Future	31000.00	6099.50	6118.35		6120.60	0.001951	12.44	3048.39	301.71	0.53
Reach-1	23055	500_year_Future	45000.00	6099.50	6122.39		6125.17	0.001883	14.06	4613.69	475.67	0.54
Reach-1	22562	2_year_Future	2400.00	6093.50	6099.27	6096.67	6099.65	0.001617	4.95	485.28	94.14	0.38
Reach-1	22562	5_year_Future	7400.00	6093.50	6104.19	6099.89	6105.01	0.001526	7.42	1173.33	159.74	0.41
Reach-1	22562	10_year_Future	12000.00	6093.50	6106.85		6108.09	0.001725	9.24	1605.31	165.27	0.46
Reach-1	22562	25_year_Future	22000.00	6093.50	6111.98		6113.86	0.001720	11.59	2480.45	176.21	0.48
Reach-1	22562	50_year_Future	28000.00	6093.50	6112.99		6115.67	0.002287	13.86	2663.44	187.59	0.56
Reach-1	22562	100_year_Future	35000.00	6093.50	6117.21		6119.69	0.001678	13.60	3946.35	433.16	0.50
Reach-1	22562	500_year_Future	49000.00	6093.50	6121.61		6124.30	0.001561	14.74	6342.30	708.97	0.50
Reach-1	22440	2_year_Future	2400.00	6092.26	6098.75	6096.45	6099.31	0.003832	6.02	405.63	80.95	0.45
Reach-1	22440	5_year_Future	7400.00	6092.26	6103.40	6100.28	6104.61	0.003799	9.24	1062.81	189.49	0.51
Reach-1	22440	10_year_Future	12000.00	6092.26	6106.14	6103.21	6107.70	0.003808	10.85	1612.13	212.06	0.53
Reach-1	22440	25_year_Future	22000.00	6092.26	6111.81	6108.87	6113.49	0.002861	11.99	3035.79	480.46	0.49
Reach-1	22440	50_year_Future	28000.00	6092.26	6112.95	6108.41	6115.02	0.003444	13.69	3802.54	523.84	0.54
Reach-1	22440	100_year_Future	35000.00	6092.26	6117.63	6110.58	6118.85	0.001809	11.43	6733.04	750.54	0.41
Reach-1	22440	500_year_Future	49000.00	6092.26	6122.28	6114.33	6123.27	0.001356	11.12	10543.89	909.34	0.36
Reach-1	22399		Bridge									
Reach-1	22362	2_year_Future	2400.00	6091.61	6097.64	6095.79	6098.31	0.002923	6.58	389.27	77.57	0.51
Reach-1	22362	5_year_Future	7400.00	6091.61	6102.12	6099.64	6103.63	0.003019	10.15	944.37	186.05	0.58
Reach-1	22362	10_year_Future	12000.00	6091.61	6104.80	6102.56	6106.74	0.002998	11.93	1467.21	206.03	0.60
Reach-1	22362	25_year_Future	22000.00	6091.61	6109.53	6106.27	6112.02	0.002726	14.15	2540.51	246.91	0.61
Reach-1	22362	50_year_Future	28000.00	6091.61	6112.34	6108.11	6114.70	0.002277	14.33	3742.67	528.46	0.57
Reach-1	22362	100_year_Future	35000.00	6091.61	6115.73	6110.03	6117.60	0.001640	13.51	5819.33	752.97	0.49
Reach-1	22362	500_year_Future	49000.00	6091.61	6120.02	6114.20	6121.57	0.001275	13.34	9446.37	898.86	0.45
Reach-1	22142	2_year_Future	2400.00	6091.50	6095.47	6095.26	6096.97	0.010405	9.81	244.76	69.32	0.92
Reach-1	22142	5_year_Future	7400.00	6091.50	6099.32	6099.32	6102.18	0.008394	13.71	613.58	147.19	0.92
Reach-1	22142	10_year_Future	12000.00	6091.50	6101.65	6101.65	6105.25	0.007567	15.78	974.23	162.11	0.91
Reach-1	22142	25_year_Future	22000.00	6091.50	6105.38	6105.38	6110.35	0.007131	19.18	1609.91	179.12	0.94
Reach-1	22142	50_year_Future	28000.00	6091.50	6107.25	6107.25	6112.90	0.006966	20.72	1952.15	187.65	0.95
Reach-1	22142	100_year_Future	35000.00	6091.50	6109.15	6109.15	6115.58	0.006905	22.35	2318.23	197.13	0.96
Reach-1	22142	500_year_Future	49000.00	6091.50	6114.99	6114.99	6120.05	0.004038	20.86	4612.98	757.10	0.77
Reach-1	21906	2_year_Future	2400.00	6089.50	6094.67		6095.40	0.003551	6.86	350.68	77.63	0.56
Reach-1	21906	5_year_Future	7400.00	6089.50	6097.85	6096.85	6100.10	0.005616	12.19	700.31	162.79	0.77
Reach-1	21906	10_year_Future	12000.00	6089.50	6099.57	6099.56	6103.08	0.006934	15.49	1002.83	185.05	0.89
Reach-1	21906	25_year_Future	22000.00	6089.50	6101.96	6103.26	6108.26	0.009771	21.37	1459.84	198.64	1.09
Reach-1	21906	50_year_Future	28000.00	6089.50	6103.43	6105.00	6110.78	0.010024	23.41	1758.84	206.39	1.13
Reach-1	21906	100_year_Future	35000.00	6089.50	6104.96	6106.86	6113.42	0.010259	25.46	2080.32	214.80	1.16
Reach-1	21906	500_year_Future	49000.00	6089.50	6107.63	6112.25	6118.06	0.010574	28.85	2681.07	242.27	1.22
Reach-1	21500	2_year_Future	2400.00	6088.69	6092.23	6091.89	6093.21	0.008902	7.96	303.03	114.21	0.84
Reach-1	21500	5_year_Future	7400.00	6088.69	6094.74	6094.74	6097.16	0.009593	12.64	639.27	147.49	0.97
Reach-1	21500	10_year_Future	12000.00	6088.69	6096.63	6096.63	6099.84	0.008710	14.74	929.27	158.81	0.97
Reach-1	21500	25_year_Future	22000.00	6088.69	6099.81	6099.90	6104.52	0.008634	18.49	1426.40	174.40	1.02
Reach-1	21500	50_year_Future	28000.00	6088.69	6101.47	6101.65	6106.88	0.007724	19.55	1759.28	184.77	0.99
Reach-1	21500	100_year_Future	35000.00	6088.69	6103.25	6103.37	6109.36	0.007368	20.93	2099.58	197.43	0.99
Reach-1	21500	500_year_Future	49000.00	6088.69	6105.82	6108.21	6113.62	0.007721	24.01	2799.06	405.93	1.04
Reach-1	21000	2_year_Future	2400.00	6083.85	6086.69	6086.69	6087.64	0.014337	7.79	310.03	173.44	1.00
Reach-1	21000	5_year_Future	7400.00	6083.85	6088.21	6088.82	6090.73	0.018073	12.93	601.86	211.68	1.23
Reach-1	21000	10_year_Future	12000.00	6083.85	6088.97	6090.18	6093.08	0.022964	16.66	767.51	224.45	1.44
Reach-1	21000	25_year_Future	22000.00	6083.85	6095.29	6092.45	6096.73	0.002566	10.30	2427.22	294.18	0.56
Reach-1	21000	50_year_Future	28000.00	6083.85	6097.81	6093.56	6099.20	0.001879	10.18	3202.05	318.46	0.50
Reach-1	21000	100_year_Future	35000.00	6083.85	6100.37	6094.81	6101.76	0.001521	10.32	4045.97	341.72	0.46
Reach-1	21000	500_year_Future	49000.00	6083.85	6105.02	6096.95	6106.41	0.001136	10.61	5901.62	486.71	0.42
Reach-1	20521	2_year_Future	2400.00	6079.50	6083.83	6082.08	6084.13	0.002029	4.39	546.66	155.98	0.41
Reach-1	20521	5_year_Future	7400.00	6079.50	6087.17	6084.45	6087.90	0.002049	6.84	1100.26	173.69	0.46

HEC-RAS Plan: LMC Future River: Monument Creek Reach: Reach-1 (Continued)

Reach	River Sta	Profile	Q Total	Min Ch El	W.S. Elev	Crit W.S.	E.G. Elev	E.G. Slope	Vel Chnl	Flow Area	Top Width	Froude # Chl
			(cfs)	(ft)	(ft)	(ft)	(ft)	(ft/ft)	(ft/s)	(sq ft)	(ft)	
Reach-1	20521	10_year_Future	12000.00	6079.50	6089.73	6086.00	6090.72	0.001829	6.00	1559.44	185.36	0.46
Reach-1	20521	25_year_Future	22000.00	6079.50	6094.36		6095.76	0.001563	9.68	2465.89	206.29	0.46
Reach-1	20521	50_year_Future	28000.00	6079.50	6096.73		6098.37	0.001477	10.45	2967.31	216.89	0.46
Reach-1	20521	100_year_Future	35000.00	6079.50	6099.08		6101.00	0.001448	11.31	3490.58	227.79	0.46
Reach-1	20521	500_year_Future	49000.00	6079.50	6103.36		6105.72	0.001376	12.65	4644.09	360.12	0.47
Reach-1	20037	2_year_Future	2400.00	6077.50	6080.88	6080.68	6082.02	0.012828	9.29	261.21	107.94	1.00
Reach-1	20037	5_year_Future	7400.00	6077.50	6084.59		6086.29	0.005337	10.77	822.45	161.01	0.74
Reach-1	20037	10_year_Future	12000.00	6077.50	6087.50		6089.39	0.003790	11.60	1316.56	179.53	0.67
Reach-1	20037	25_year_Future	22000.00	6077.50	6092.62		6094.75	0.002575	12.77	2603.30	358.72	0.59
Reach-1	20037	50_year_Future	28000.00	6077.50	6095.63		6097.54	0.001915	12.49	3890.48	465.42	0.53
Reach-1	20037	100_year_Future	35000.00	6077.50	6098.44		6100.23	0.001577	12.52	5229.47	486.77	0.49
Reach-1	20037	500_year_Future	49000.00	6077.50	6103.18		6104.89	0.001250	12.81	7605.54	517.42	0.45
Reach-1	19599	2_year_Future	2400.00	6073.59	6079.42	6077.31	6079.84	0.001799	5.46	573.33	154.85	0.42
Reach-1	19599	5_year_Future	7400.00	6073.59	6083.94		6084.79	0.001763	8.14	1326.41	182.44	0.46
Reach-1	19599	10_year_Future	12000.00	6073.59	6086.97		6088.09	0.001698	9.55	1977.67	259.54	0.47
Reach-1	19599	25_year_Future	22000.00	6073.59	6092.42		6093.70	0.001361	10.82	3839.41	386.25	0.45
Reach-1	19599	50_year_Future	28000.00	6073.59	6095.46		6096.70	0.001146	11.01	5046.97	409.55	0.42
Reach-1	19599	100_year_Future	35000.00	6073.59	6098.22		6099.52	0.001069	11.52	6203.64	427.93	0.41
Reach-1	19599	500_year_Future	49000.00	6073.59	6102.90		6104.32	0.000988	12.46	8301.80	468.67	0.41
Reach-1	19490	2_year_Future	2400.00	6071.60	6079.32	6076.05	6079.64	0.001086	4.70	608.79	139.49	0.33
Reach-1	19490	5_year_Future	7400.00	6071.60	6083.78	6079.70	6084.60	0.001450	7.75	1294.50	165.54	0.42
Reach-1	19490	10_year_Future	12000.00	6071.60	6086.71	6081.90	6087.89	0.001571	9.48	1799.88	179.26	0.45
Reach-1	19490	25_year_Future	22000.00	6071.60	6091.48	6085.58	6093.35	0.001743	12.19	2730.70	220.26	0.50
Reach-1	19490	50_year_Future	28000.00	6071.60	6094.18	6087.43	6096.29	0.001685	13.13	3351.01	236.92	0.50
Reach-1	19490	100_year_Future	35000.00	6071.60	6096.53	6089.36	6099.01	0.001760	14.40	3922.32	248.27	0.52
Reach-1	19490	500_year_Future	49000.00	6071.60	6100.42	6093.08	6103.63	0.001919	16.65	4906.93	266.78	0.56
Reach-1	19433		Bridge									
Reach-1	19373	2_year_Future	2400.00	6072.73	6077.97	6077.17	6078.99	0.008132	8.10	296.62	90.65	0.73
Reach-1	19373	5_year_Future	7400.00	6072.73	6081.33	6080.84	6083.60	0.008383	12.46	696.26	128.12	0.82
Reach-1	19373	10_year_Future	12000.00	6072.73	6084.54	6083.01	6086.96	0.005711	13.16	1128.12	140.67	0.72
Reach-1	19373	25_year_Future	22000.00	6072.73	6088.38	6086.74	6092.13	0.006071	16.74	1696.98	155.66	0.78
Reach-1	19373	50_year_Future	28000.00	6072.73	6091.55	6088.64	6095.23	0.004675	16.80	2218.08	180.64	0.71
Reach-1	19373	100_year_Future	35000.00	6072.73	6093.52	6090.63	6097.83	0.004865	18.40	2591.78	202.69	0.74
Reach-1	19373	500_year_Future	49000.00	6072.73	6096.62	6094.64	6102.18	0.005329	21.26	3261.68	224.90	0.79
Reach-1	19156	2_year_Future	2400.00	6070.74	6074.73	6074.73	6076.39	0.016044	10.34	232.13	59.89	1.00
Reach-1	19156	5_year_Future	7400.00	6070.74	6079.00	6078.55	6081.50	0.010525	12.69	584.03	96.29	0.89
Reach-1	19156	10_year_Future	12000.00	6070.74	6083.72	6080.91	6085.70	0.004094	11.39	1113.29	130.87	0.61
Reach-1	19156	25_year_Future	22000.00	6070.74	6087.55	6085.15	6090.70	0.004525	14.66	1732.42	199.89	0.68
Reach-1	19156	50_year_Future	28000.00	6070.74	6091.13	6087.19	6093.99	0.003192	14.25	2366.54	256.45	0.59
Reach-1	19156	100_year_Future	35000.00	6070.74	6093.10	6089.15	6096.50	0.003377	15.69	2724.16	265.16	0.62
Reach-1	19156	500_year_Future	49000.00	6070.74	6096.09	6092.38	6100.74	0.003922	18.54	3279.42	276.04	0.68
Reach-1	18926	2_year_Future	2400.00	6067.50	6073.93	6071.61	6074.60	0.002693	6.56	365.66	66.29	0.49
Reach-1	18926	5_year_Future	7400.00	6067.50	6077.96		6079.94	0.003978	11.39	703.74	104.03	0.65
Reach-1	18926	10_year_Future	12000.00	6067.50	6083.33		6084.97	0.001951	10.77	1402.28	152.04	0.49
Reach-1	18926	25_year_Future	22000.00	6067.50	6086.90		6089.83	0.002779	14.84	1972.84	167.90	0.61
Reach-1	18926	50_year_Future	28000.00	6067.50	6090.60		6093.36	0.002156	14.77	2625.83	185.14	0.55
Reach-1	18926	100_year_Future	35000.00	6067.50	6092.43		6095.84	0.002444	16.58	2971.81	193.06	0.60
Reach-1	18926	500_year_Future	49000.00	6067.50	6094.87		6099.86	0.003233	20.35	3459.13	207.40	0.70
Reach-1	18618	2_year_Future	2400.00	6066.85	6071.49	6071.05	6072.71	0.022833	8.87	270.62	82.21	0.86
Reach-1	18618	5_year_Future	7400.00	6066.85	6076.47		6078.03	0.009156	10.07	754.57	104.95	0.63
Reach-1	18618	10_year_Future	12000.00	6066.85	6082.97		6084.07	0.003002	8.60	1490.98	121.69	0.40
Reach-1	18618	25_year_Future	22000.00	6066.85	6086.25		6088.53	0.004822	12.49	1947.67	161.74	0.52
Reach-1	18618	50_year_Future	28000.00	6066.85	6090.21		6092.33	0.003571	12.30	2651.57	190.25	0.47
Reach-1	18618	100_year_Future	35000.00	6066.85	6092.04		6094.65	0.004020	13.78	3008.27	198.95	0.50
Reach-1	18618	500_year_Future	49000.00	6066.85	6094.46		6098.27	0.005271	16.85	3508.51	223.74	0.58
Reach-1	18235	2_year_Future	2400.00	6063.50	6069.08	6067.58	6069.74	0.003552	6.50	369.47	88.89	0.56
Reach-1	18235	5_year_Future	7400.00	6063.50	6075.89	6070.98	6076.76	0.001325	7.54	1047.43	109.64	0.40
Reach-1	18235	10_year_Future	12000.00	6063.50	6082.78	6073.30	6083.51	0.000614	7.09	2149.98	372.38	0.30
Reach-1	18235	25_year_Future	22000.00	6063.50	6086.09	6077.48	6087.54	0.001031	10.29	2940.98	560.75	0.39
Reach-1	18235	50_year_Future	28000.00	6063.50	6090.20	6079.63	6091.53	0.000795	10.17	4114.80	669.43	0.35
Reach-1	18235	100_year_Future	35000.00	6063.50	6092.10	6083.01	6093.71	0.000909	11.40	4864.26	781.96	0.39
Reach-1	18235	500_year_Future	49000.00	6063.50	6094.72	6086.49	6096.97	0.001175	13.79	6234.74	929.27	0.44
Reach-1	18089	2_year_Future	2400.00	6060.47	6068.89	6065.21	6069.44	0.000982	6.07	433.97	65.64	0.38
Reach-1	18089	5_year_Future	7400.00	6060.47	6074.90	6069.94	6076.38	0.001299	10.15	887.10	85.16	0.48
Reach-1	18089	10_year_Future	12000.00	6060.47	6081.78	6073.17	6083.20	0.000779	10.26	1608.83	353.32	0.40
Reach-1	18089	25_year_Future	22000.00	6060.47	6086.01	6079.11	6087.37	0.000773	11.56	4106.32	565.59	0.41
Reach-1	18089	50_year_Future	28000.00	6060.47	6090.41	6084.13	6091.15	0.000421	9.51	6867.31	759.67	0.31
Reach-1	18089	100_year_Future	35000.00	6060.47	6092.46	6085.77	6093.18	0.000415	9.87	8776.51	1073.72	0.31
Reach-1	18089	500_year_Future	49000.00	6060.47	6095.38	6088.03	6096.12	0.000430	10.65	12064.48	1184.63	0.32
Reach-1	18044		Bridge									

HEC-RAS Plan: LMC Future River: Monument Creek Reach: Reach-1 (Continued)

Reach	River Sta	Profile	Q Total	Min Ch El	W.S. Elev	Crit W.S.	E.G. Elev	E.G. Slope	Vel Chnl	Flow Area	Top Width	Froude # Chl
			(cfs)	(ft)	(ft)	(ft)	(ft)	(ft/ft)	(ft/s)	(sq ft)	(ft)	
Reach-1	17980	2_year_Future	2400.00	6061.80	6066.56	6066.56	6068.60	0.010890	11.49	216.51	55.73	0.98
Reach-1	17980	5_year_Future	7400.00	6061.80	6071.25	6071.25	6075.25	0.008286	16.38	512.06	70.29	0.96
Reach-1	17980	10_year_Future	12000.00	6061.80	6074.48	6074.48	6079.75	0.007436	19.04	755.30	80.32	0.96
Reach-1	17980	25_year_Future	22000.00	6061.80	6080.32	6080.32	6087.34	0.006162	22.48	1281.21	104.26	0.93
Reach-1	17980	50_year_Future	28000.00	6061.80	6086.50	6086.50	6090.45	0.002727	18.20	3066.48	582.16	0.65
Reach-1	17980	100_year_Future	35000.00	6061.80	6088.36	6088.36	6092.14	0.002644	18.82	4272.85	679.33	0.65
Reach-1	17980	500_year_Future	49000.00	6061.80	6090.82	6090.82	6094.70	0.002761	20.50	6019.97	807.02	0.68
Reach-1	17747	2_year_Future	2400.00	6059.05	6064.69	6062.58	6065.17	0.002299	5.52	435.21	97.31	0.46
Reach-1	17747	5_year_Future	7400.00	6059.05	6071.55	6065.89	6072.21	0.000989	6.54	1206.38	126.97	0.35
Reach-1	17747	10_year_Future	12000.00	6059.05	6075.17	6068.08	6076.12	0.000993	7.91	1700.58	171.03	0.36
Reach-1	17747	25_year_Future	22000.00	6059.05	6080.89	6071.85	6082.17	0.000942	9.59	3631.24	523.36	0.37
Reach-1	17747	50_year_Future	28000.00	6059.05	6083.17	6073.82	6084.53	0.000927	10.21	4996.00	645.82	0.38
Reach-1	17747	100_year_Future	35000.00	6059.05	6085.38	6076.44	6086.77	0.000905	10.73	6475.16	692.02	0.38
Reach-1	17747	500_year_Future	49000.00	6059.05	6088.29	6081.58	6089.91	0.001005	12.16	8560.81	860.03	0.41
Reach-1	17325	2_year_Future	2400.00	6057.50	6063.86		6064.30	0.001810	5.35	448.98	85.52	0.41
Reach-1	17325	5_year_Future	7400.00	6057.50	6071.18		6071.82	0.000856	6.54	1286.48	146.14	0.33
Reach-1	17325	10_year_Future	12000.00	6057.50	6074.80		6075.71	0.000892	7.90	1899.35	201.81	0.35
Reach-1	17325	25_year_Future	22000.00	6057.50	6080.69		6081.75	0.000795	9.19	4272.69	547.92	0.35
Reach-1	17325	50_year_Future	28000.00	6057.50	6082.99		6084.10	0.000787	9.77	5615.53	602.45	0.35
Reach-1	17325	100_year_Future	35000.00	6057.50	6085.16		6086.34	0.000786	10.34	7205.85	905.04	0.35
Reach-1	17325	500_year_Future	49000.00	6057.50	6088.11		6089.43	0.000883	11.62	10091.67	1070.03	0.38
Reach-1	16914	2_year_Future	2400.00	6056.70	6062.87		6063.42	0.002478	5.98	402.58	81.78	0.47
Reach-1	16914	5_year_Future	7400.00	6056.70	6070.78		6071.45	0.000890	6.72	1271.02	150.93	0.33
Reach-1	16914	10_year_Future	12000.00	6056.70	6074.36		6075.32	0.000942	8.16	1838.50	164.43	0.36
Reach-1	16914	25_year_Future	22000.00	6056.70	6079.77		6081.32	0.001086	10.61	2861.21	282.73	0.40
Reach-1	16914	50_year_Future	28000.00	6056.70	6081.66		6083.61	0.001260	12.08	3510.35	461.15	0.44
Reach-1	16914	100_year_Future	35000.00	6056.70	6083.73		6085.84	0.001304	13.00	5527.43	1127.71	0.45
Reach-1	16914	500_year_Future	49000.00	6056.70	6087.02		6088.95	0.001206	13.55	9631.16	1354.96	0.44
Reach-1	16723	2_year_Future	2400.00	6052.70	6062.90	6057.97	6063.10	0.000380	4.20	1045.21	182.87	0.24
Reach-1	16723	5_year_Future	7400.00	6052.70	6070.91	6061.86	6071.16	0.000265	5.25	3546.95	511.68	0.22
Reach-1	16723	10_year_Future	12000.00	6052.70	6074.61	6064.19	6074.90	0.000271	6.03	5591.33	570.74	0.23
Reach-1	16723	25_year_Future	22000.00	6052.70	6080.28	6068.32	6080.63	0.000283	7.20	9469.66	1216.24	0.24
Reach-1	16723	50_year_Future	28000.00	6052.70	6082.35	6070.26	6082.72	0.000302	7.82	12191.46	1445.79	0.26
Reach-1	16723	100_year_Future	35000.00	6052.70	6084.50	6071.98	6084.87	0.000304	8.23	15357.64	1489.77	0.26
Reach-1	16723	500_year_Future	49000.00	6052.70	6087.68	6074.53	6088.07	0.000325	9.07	20180.95	1543.77	0.27
Reach-1	16672		Bridge									
Reach-1	16622	2_year_Future	2400.00	6052.06	6058.50	6057.31	6059.76	0.004760	9.15	302.88	77.66	0.87
Reach-1	16622	5_year_Future	7400.00	6052.06	6062.12	6062.12	6065.66	0.007620	15.96	653.10	107.76	0.91
Reach-1	16622	10_year_Future	12000.00	6052.06	6065.09	6065.09	6069.56	0.007115	18.49	1011.29	138.81	0.92
Reach-1	16622	25_year_Future	22000.00	6052.06	6070.52	6070.52	6075.24	0.005326	20.37	2178.70	308.54	0.85
Reach-1	16622	50_year_Future	28000.00	6052.06	6072.87	6072.87	6077.50	0.004803	21.00	3050.67	407.49	0.82
Reach-1	16622	100_year_Future	35000.00	6052.06	6076.65	6074.74	6081.00	0.002117	16.49	5582.26	539.17	0.57
Reach-1	16622	500_year_Future	49000.00	6052.06	6079.73	6077.66	6083.53	0.003367	21.36	6216.02	641.87	0.72
Reach-1	16387	2_year_Future	2400.00	6053.95	6057.04	6056.86	6058.10	0.009855	8.32	312.88	159.73	0.88
Reach-1	16387	5_year_Future	7400.00	6053.95	6058.31	6059.81	6062.51	0.024572	16.89	563.55	229.97	1.48
Reach-1	16387	10_year_Future	12000.00	6053.95	6059.16	6061.20	6065.63	0.031423	21.69	768.35	249.10	1.72
Reach-1	16387	25_year_Future	22000.00	6053.95	6067.93	6063.87	6069.47	0.002241	11.47	3239.83	300.29	0.55
Reach-1	16387	50_year_Future	28000.00	6053.95	6071.09	6065.23	6072.58	0.001697	11.46	4208.54	313.65	0.49
Reach-1	16387	100_year_Future	35000.00	6053.95	6079.16		6080.00	0.000614	8.95	7847.00	965.15	0.32
Reach-1	16387	500_year_Future	49000.00	6053.95	6080.58		6081.92	0.000941	11.49	9382.33	1137.96	0.39
Reach-1	16098	2_year_Future	2400.00	6052.66	6055.41		6055.81	0.005570	5.07	484.02	260.53	0.63
Reach-1	16098	5_year_Future	7400.00	6052.66	6059.93	6056.53	6060.24	0.000958	4.59	1909.18	360.05	0.32
Reach-1	16098	10_year_Future	12000.00	6052.66	6062.44	6057.69	6062.84	0.000812	5.26	2844.57	381.29	0.31
Reach-1	16098	25_year_Future	22000.00	6052.66	6068.45		6068.89	0.000464	5.58	5256.70	421.83	0.25
Reach-1	16098	50_year_Future	28000.00	6052.66	6071.61		6072.07	0.000386	5.78	6623.51	445.06	0.24
Reach-1	16098	100_year_Future	35000.00	6052.66	6079.46		6079.76	0.000163	4.77	12399.28	1193.31	0.16
Reach-1	16098	500_year_Future	49000.00	6052.66	6081.06		6081.54	0.000251	6.15	14373.12	1261.08	0.21
Reach-1	15888	2_year_Future	2400.00	6051.50	6055.27		6055.37	0.000782	2.56	941.67	304.73	0.25
Reach-1	15888	5_year_Future	7400.00	6051.50	6059.92		6060.07	0.000358	3.18	2481.58	353.97	0.20
Reach-1	15888	10_year_Future	12000.00	6051.50	6062.46		6062.68	0.000363	3.84	3404.77	372.78	0.21
Reach-1	15888	25_year_Future	22000.00	6051.50	6068.49		6068.77	0.000254	4.37	5791.13	423.11	0.19
Reach-1	15888	50_year_Future	28000.00	6051.50	6071.65		6071.96	0.000224	4.61	7178.27	452.60	0.18
Reach-1	15888	100_year_Future	35000.00	6051.50	6079.48		6079.71	0.000107	3.98	12101.70	1155.28	0.13
Reach-1	15888	500_year_Future	49000.00	6051.50	6081.09		6081.46	0.000167	5.18	14149.96	1300.60	0.17
Reach-1	15755	2_year_Future	2400.00	6048.18	6054.89	6052.63	6055.15	0.002571	4.35	685.77	262.38	0.34
Reach-1	15755	5_year_Future	7400.00	6048.18	6059.28	6055.14	6059.85	0.002589	6.64	1417.88	345.41	0.38
Reach-1	15755	10_year_Future	12000.00	6048.18	6061.40	6056.84	6062.35	0.003335	8.64	1772.48	379.49	0.45
Reach-1	15755	25_year_Future	22000.00	6048.18	6067.01	6059.84	6068.37	0.002833	10.37	2710.38	537.99	0.44
Reach-1	15755	50_year_Future	28000.00	6048.18	6069.94	6061.41	6071.51	0.002668	11.18	3200.18	611.76	0.44
Reach-1	15755	100_year_Future	35000.00	6048.18	6078.20	6063.07	6079.39	0.001286	9.77	4579.08	1414.03	0.32

HEC-RAS Plan: LMC Future River: Monument Creek Reach: Reach-1 (Continued)

Reach	River Sta	Profile	Q Total	Min Ch El	W.S. Elev	Crit W.S.	E.G. Elev	E.G. Slope	Vel Chnl	Flow Area	Top Width	Froude # Chl
			(cfs)	(ft)	(ft)	(ft)	(ft)	(ft/ft)	(ft/s)	(sq ft)	(ft)	
Reach-1	15755	500_year_Future	49000.00	6048.16	6080.92	6066.16	6081.40	0.000688	7.60	12560.53	1559.16	0.24
Reach-1	15687		Bridge									
Reach-1	15632	2_year_Future	2400.00	6041.48	6048.24	6046.44	6048.73	0.004321	5.66	447.15	109.98	0.47
Reach-1	15632	5_year_Future	7400.00	6041.48	6052.29	6049.57	6053.49	0.004514	8.93	929.34	128.24	0.54
Reach-1	15632	10_year_Future	12000.00	6041.48	6054.83	6051.71	6056.61	0.004822	10.98	1288.23	139.66	0.58
Reach-1	15632	25_year_Future	22000.00	6041.48	6058.97	6055.49	6061.89	0.005286	14.23	1851.24	156.33	0.64
Reach-1	15632	50_year_Future	28000.00	6041.48	6060.94	6057.49	6064.53	0.005583	15.87	2129.03	167.21	0.68
Reach-1	15632	100_year_Future	35000.00	6041.48	6062.94	6059.44	6067.33	0.005932	17.61	2411.30	176.23	0.71
Reach-1	15632	500_year_Future	49000.00	6041.48	6066.48	6062.97	6072.41	0.006453	20.56	3052.30	192.20	0.76
Reach-1	15412	2_year_Future	2400.00	6042.30	6047.29		6047.77	0.004431	5.55	432.50	105.74	0.48
Reach-1	15412	5_year_Future	7400.00	6042.30	6051.38		6052.50	0.004127	8.50	897.58	121.38	0.52
Reach-1	15412	10_year_Future	12000.00	6042.30	6053.86		6055.54	0.004412	10.48	1210.17	130.74	0.57
Reach-1	15412	25_year_Future	22000.00	6042.30	6057.90		6060.71	0.004906	13.69	1768.40	145.76	0.63
Reach-1	15412	50_year_Future	28000.00	6042.30	6059.82		6063.28	0.005165	15.24	2055.08	152.19	0.66
Reach-1	15412	100_year_Future	35000.00	6042.30	6061.79		6065.98	0.005453	16.87	2360.09	158.74	0.69
Reach-1	15412	500_year_Future	49000.00	6042.30	6065.36		6070.85	0.005738	19.46	2949.68	171.92	0.73
Reach-1	15000	2_year_Future	2400.00	6039.50	6045.32		6045.79	0.005204	5.50	436.24	89.93	0.44
Reach-1	15000	5_year_Future	7400.00	6039.50	6048.80		6050.19	0.007830	9.56	828.13	134.91	0.59
Reach-1	15000	10_year_Future	12000.00	6039.50	6050.60	6048.94	6052.88	0.010008	12.34	1078.17	142.34	0.69
Reach-1	15000	25_year_Future	22000.00	6039.50	6053.91		6057.64	0.011734	16.17	1570.47	154.21	0.78
Reach-1	15000	50_year_Future	28000.00	6039.50	6055.86		6060.15	0.011458	17.51	1877.53	160.54	0.79
Reach-1	15000	100_year_Future	35000.00	6039.50	6058.17		6062.88	0.010637	18.53	2255.97	168.01	0.78
Reach-1	15000	500_year_Future	49000.00	6039.50	6062.62		6067.85	0.009005	19.82	3032.91	180.91	0.74
Reach-1	14500	2_year_Future	2400.00	6037.50	6040.78	6040.56	6041.82	0.013121	8.18	293.43	109.54	0.88
Reach-1	14500	5_year_Future	7400.00	6037.50	6043.83	6043.34	6045.76	0.009824	11.17	672.28	137.43	0.85
Reach-1	14500	10_year_Future	12000.00	6037.50	6046.20	6045.18	6048.56	0.007418	12.41	1014.52	149.79	0.79
Reach-1	14500	25_year_Future	22000.00	6037.50	6050.85	6048.43	6053.76	0.004941	13.88	1744.12	163.63	0.70
Reach-1	14500	50_year_Future	28000.00	6037.50	6053.47	6050.11	6056.57	0.004122	14.42	2184.85	172.91	0.66
Reach-1	14500	100_year_Future	35000.00	6037.50	6056.29	6051.93	6059.61	0.003544	15.00	2686.28	282.72	0.63
Reach-1	14500	500_year_Future	49000.00	6037.50	6061.26	6055.16	6065.03	0.002944	16.11	3636.38	503.45	0.60
Reach-1	14000	2_year_Future	2400.00	6031.50	6036.07		6036.98	0.007321	7.88	312.64	81.75	0.69
Reach-1	14000	5_year_Future	7400.00	6031.50	6040.44		6042.17	0.005320	10.60	739.81	117.89	0.66
Reach-1	14000	10_year_Future	12000.00	6031.50	6043.39		6045.63	0.004637	12.22	1118.69	138.59	0.65
Reach-1	14000	25_year_Future	22000.00	6031.50	6048.69		6051.62	0.003741	14.30	1941.82	167.14	0.63
Reach-1	14000	50_year_Future	28000.00	6031.50	6051.51		6054.70	0.003373	15.11	2425.89	176.49	0.61
Reach-1	14000	100_year_Future	35000.00	6031.50	6054.43		6057.93	0.003126	16.00	2954.35	186.15	0.60
Reach-1	14000	500_year_Future	49000.00	6031.50	6059.41		6063.53	0.002885	17.62	3924.16	203.22	0.60
Reach-1	13500	2_year_Future	2400.00	6027.50	6033.32		6034.12	0.004518	7.19	337.92	77.68	0.56
Reach-1	13500	5_year_Future	7400.00	6027.50	6037.44		6039.46	0.005394	11.67	743.63	109.91	0.68
Reach-1	13500	10_year_Future	12000.00	6027.50	6039.85		6042.90	0.006139	14.54	1018.43	118.27	0.75
Reach-1	13500	25_year_Future	22000.00	6027.50	6043.54		6048.80	0.007591	19.44	1478.78	130.98	0.88
Reach-1	13500	50_year_Future	28000.00	6027.50	6045.21		6051.83	0.008427	21.95	1702.82	136.63	0.94
Reach-1	13500	100_year_Future	35000.00	6027.50	6047.32	6047.32	6055.08	0.008585	23.96	1998.71	143.88	0.97
Reach-1	13500	500_year_Future	49000.00	6027.50	6051.49	6051.49	6060.75	0.008132	26.60	2629.61	159.57	0.97
Reach-1	13002	2_year_Future	2400.00	6025.50	6031.46	6029.40	6032.04	0.003641	6.10	393.24	85.30	0.50
Reach-1	13002	5_year_Future	7400.00	6025.50	6035.62	6033.18	6038.96	0.003985	9.35	831.36	126.14	0.58
Reach-1	13002	10_year_Future	12000.00	6025.50	6038.12	6035.45	6040.08	0.004145	11.39	1174.60	146.75	0.61
Reach-1	13002	25_year_Future	22000.00	6025.50	6042.25	6039.36	6045.34	0.004359	14.53	1808.81	283.22	0.67
Reach-1	13002	50_year_Future	28000.00	6025.50	6044.28	6041.29	6047.98	0.004452	16.00	2625.07	538.52	0.69
Reach-1	13002	100_year_Future	35000.00	6025.50	6046.39	6043.28	6050.74	0.004552	17.50	3785.23	569.77	0.71
Reach-1	13002	500_year_Future	49000.00	6025.50	6049.31	6046.88	6055.35	0.005320	20.81	5539.81	631.90	0.78
Reach-1	12502	2_year_Future	2400.00	6023.50	6029.23	6027.68	6029.96	0.004749	6.85	359.80	100.51	0.57
Reach-1	12502	5_year_Future	7400.00	6023.50	6032.91	6031.45	6034.63	0.005366	10.86	625.03	136.55	0.67
Reach-1	12502	10_year_Future	12000.00	6023.50	6035.35	6033.73	6037.69	0.005380	12.94	1175.28	148.05	0.70
Reach-1	12502	25_year_Future	22000.00	6023.50	6039.24	6037.46	6042.82	0.005659	16.34	1776.19	160.43	0.76
Reach-1	12502	50_year_Future	28000.00	6023.50	6041.22	6039.33	6045.42	0.005698	17.86	2100.02	166.59	0.78
Reach-1	12502	100_year_Future	35000.00	6023.50	6043.36	6041.29	6048.17	0.005647	19.28	2464.02	174.29	0.79
Reach-1	12502	500_year_Future	49000.00	6023.50	6048.55	6044.83	6052.50	0.003769	18.56	4909.96	546.70	0.67
Reach-1	12003	2_year_Future	2400.00	6021.50	6025.84	6025.20	6026.80	0.008698	7.86	316.79	121.71	0.74
Reach-1	12003	5_year_Future	7400.00	6021.50	6028.69	6028.40	6030.99	0.010056	12.51	692.35	136.26	0.88
Reach-1	12003	10_year_Future	12000.00	6021.50	6030.45	6030.44	6033.87	0.011002	15.43	936.12	141.48	0.96
Reach-1	12003	25_year_Future	22000.00	6021.50	6033.98	6033.98	6038.97	0.010158	18.92	1455.25	152.29	0.98
Reach-1	12003	50_year_Future	28000.00	6021.50	6035.80	6035.80	6041.59	0.009833	20.52	1737.26	158.98	0.99
Reach-1	12003	100_year_Future	35000.00	6021.50	6037.71	6037.71	6044.38	0.009576	22.14	2048.31	166.04	1.00
Reach-1	12003	500_year_Future	49000.00	6021.50	6041.29	6041.29	6049.33	0.008892	24.56	2666.46	267.04	1.00
Reach-1	11556	2_year_Future	2400.00	6016.39	6020.06	6020.06	6021.48	0.016904	9.56	251.16	89.54	1.01
Reach-1	11556	5_year_Future	7400.00	6016.39	6023.24	6023.24	6025.98	0.012352	13.36	582.65	119.92	0.97
Reach-1	11556	10_year_Future	12000.00	6016.39	6025.43	6025.43	6028.99	0.010776	15.41	862.31	132.93	0.96
Reach-1	11556	25_year_Future	22000.00	6016.39	6028.66	6029.03	6034.20	0.010996	19.49	1309.31	143.39	1.02
Reach-1	11556	50_year_Future	28000.00	6016.39	6030.31	6030.88	6036.87	0.010985	21.34	1550.57	148.72	1.05

HEC-RAS Plan: LMC Future River: Monument Creek Reach: Reach-1 (Continued)

Reach	River Sta	Profile	Q Total	Min Ch El	W.S. Elev	Crit W.S.	E.G. Elev	E.G. Slope	Vel Chnl	Flow Area	Top Width	Froude # Chl
			(cfs)	(ft)	(ft)	(ft)	(ft)	(ft/ft)	(ft/s)	(sq ft)	(ft)	
Reach-1	11556	100_year_Future	35000.00	6016.39	6032.08	6032.89	6039.72	0.010909	23.16	1818.20	154.43	1.06
Reach-1	11556	500_year_Future	49000.00	6016.39	6035.14	6036.52	6044.78	0.010910	26.27	2305.97	165.23	1.10
Reach-1	11048	2_year_Future	2500.00	6010.39	6015.18	6014.19	6016.06	0.007038	7.54	331.42	88.61	0.68
Reach-1	11048	5_year_Future	7600.00	6010.39	6019.08	6017.67	6020.84	0.006608	10.65	717.30	115.14	0.72
Reach-1	11048	10_year_Future	12000.00	6010.39	6021.28	6019.73	6023.71	0.006336	12.58	992.96	132.08	0.74
Reach-1	11048	25_year_Future	23000.00	6010.39	6025.60	6023.78	6029.36	0.005944	15.83	1592.09	145.56	0.77
Reach-1	11048	50_year_Future	29000.00	6010.39	6027.58	6025.62	6031.94	0.005793	17.14	1886.57	151.75	0.77
Reach-1	11048	100_year_Future	36000.00	6010.39	6029.73	6027.57	6034.69	0.005584	18.38	2222.45	159.76	0.78
Reach-1	11048	500_year_Future	52000.00	6010.39	6034.14	6031.52	6040.22	0.005186	20.59	2965.12	179.02	0.78
Reach-1	10593	2_year_Future	2500.00	6007.50	6012.68		6013.49	0.004587	7.33	341.19	81.50	0.63
Reach-1	10593	5_year_Future	7600.00	6007.50	6016.57		6018.33	0.004671	10.66	738.45	121.05	0.70
Reach-1	10593	10_year_Future	12000.00	6007.50	6018.70		6021.21	0.004797	12.83	1006.09	132.20	0.74
Reach-1	10593	25_year_Future	23000.00	6007.50	6022.95		6026.92	0.004757	16.39	1605.47	149.07	0.78
Reach-1	10593	50_year_Future	29000.00	6007.50	6024.98		6029.57	0.004625	17.73	1915.57	156.48	0.79
Reach-1	10593	100_year_Future	36000.00	6007.50	6027.31		6032.44	0.004349	18.86	2290.73	165.00	0.78
Reach-1	10593	500_year_Future	52000.00	6007.50	6031.26		6037.97	0.004465	21.82	2974.23	194.15	0.82
Reach-1	10194	2_year_Future	2500.00	6005.50	6011.21	6009.55	6011.87	0.003411	6.54	382.08	87.55	0.55
Reach-1	10194	5_year_Future	7600.00	6005.50	6015.01	6013.14	6016.59	0.003826	10.14	789.13	125.60	0.64
Reach-1	10194	10_year_Future	12000.00	6005.50	6016.92	6015.30	6019.35	0.004430	12.64	1040.17	135.59	0.72
Reach-1	10194	25_year_Future	23000.00	6005.50	6020.32	6019.42	6024.81	0.005642	17.44	1522.52	148.70	0.85
Reach-1	10194	50_year_Future	29000.00	6005.50	6021.89	6021.30	6027.39	0.006000	19.39	1760.89	154.73	0.89
Reach-1	10194	100_year_Future	36000.00	6005.50	6023.31	6023.31	6030.15	0.006647	21.72	1984.96	160.19	0.98
Reach-1	10194	500_year_Future	52000.00	6005.50	6027.46	6027.46	6035.74	0.006074	24.21	2884.15	501.23	0.95
Reach-1	9538	2_year_Future	2500.00	6001.59	6005.43	6005.43	6007.03	0.024525	10.15	246.22	75.03	0.99
Reach-1	9538	5_year_Future	7600.00	6001.59	6009.21	6009.21	6011.89	0.016761	13.33	649.59	156.47	0.91
Reach-1	9538	10_year_Future	12000.00	6001.59	6011.38	6011.38	6014.49	0.014186	14.82	1028.17	182.53	0.88
Reach-1	9538	25_year_Future	23000.00	6001.59	6015.19	6014.98	6019.37	0.012801	17.90	1758.70	198.53	0.89
Reach-1	9538	50_year_Future	29000.00	6001.59	6019.69	6016.52	6022.58	0.006265	15.35	2682.07	211.90	0.65
Reach-1	9538	100_year_Future	36000.00	6001.59	6019.72	6018.19	6024.16	0.009590	19.02	2688.38	212.01	0.81
Reach-1	9538	500_year_Future	52000.00	6001.59	6021.79	6021.56	6028.62	0.012930	23.83	3136.01	319.41	0.96
Reach-1	9346	2_year_Future	2500.00	5998.17	6005.18	6002.33	6005.55	0.001300	5.07	615.65	161.25	0.36
Reach-1	9346	5_year_Future	7600.00	5998.17	6008.80	6005.92	6009.78	0.002022	8.63	1323.73	215.86	0.49
Reach-1	9346	10_year_Future	12000.00	5998.17	6010.89	6008.08	6012.28	0.002340	10.57	1779.58	221.71	0.54
Reach-1	9346	25_year_Future	23000.00	5998.17	6015.30	6011.58	6017.41	0.002493	13.47	2785.57	234.10	0.59
Reach-1	9346	50_year_Future	29000.00	5998.17	6019.72	6013.14	6021.48	0.001576	12.58	3847.83	485.28	0.49
Reach-1	9346	100_year_Future	36000.00	5998.17	6019.77	6014.78	6022.47	0.002407	15.57	3859.87	486.76	0.60
Reach-1	9346	500_year_Future	52000.00	5998.17	6022.54	6018.10	6025.87	0.002760	18.13	6245.60	935.23	0.66
Reach-1	9293		Bridge									
Reach-1	9206	2_year_Future	2500.00	5997.90	6004.59	6002.08	6005.02	0.001597	5.43	585.33	152.78	0.40
Reach-1	9206	5_year_Future	7600.00	5997.90	6007.85	6005.65	6009.11	0.002779	9.64	1176.47	211.15	0.56
Reach-1	9206	10_year_Future	12000.00	5997.90	6009.88	6007.81	6011.57	0.003391	12.04	1573.71	218.99	0.64
Reach-1	9206	25_year_Future	23000.00	5997.90	6012.95	6011.43	6016.34	0.004554	16.62	2303.76	345.42	0.78
Reach-1	9206	50_year_Future	29000.00	5997.90	6014.09	6012.94	6018.47	0.005393	19.05	2565.81	416.58	0.86
Reach-1	9206	100_year_Future	36000.00	5997.90	6014.92	6014.78	6020.79	0.006807	22.16	2758.36	474.34	0.97
Reach-1	9206	500_year_Future	52000.00	5997.90	6022.94	6018.22	6025.27	0.002071	16.00	8409.38	1076.82	0.57
Reach-1	9008	2_year_Future	2500.00	5999.50	6002.74	6002.74	6004.12	0.009088	9.41	272.93	122.59	0.99
Reach-1	9008	5_year_Future	7600.00	5999.50	6005.72	6005.72	6008.01	0.006333	12.69	808.39	205.68	0.93
Reach-1	9008	10_year_Future	12000.00	5999.50	6007.41	6007.41	6010.37	0.006104	14.77	1168.36	217.20	0.95
Reach-1	9008	25_year_Future	23000.00	5999.50	6010.67	6010.67	6015.02	0.005890	18.48	1897.18	231.16	0.99
Reach-1	9008	50_year_Future	29000.00	5999.50	6012.17	6012.17	6017.17	0.005804	19.98	2247.98	237.79	1.01
Reach-1	9008	100_year_Future	36000.00	5999.50	6013.79	6013.79	6019.46	0.005675	21.47	2640.50	246.93	1.02
Reach-1	9008	500_year_Future	52000.00	5999.50	6018.82	6018.82	6023.91	0.003630	21.10	4837.18	804.24	0.86
Reach-1	8509	2_year_Future	2500.00	5995.50	5999.94	5999.03	6000.59	0.004170	6.49	387.81	162.30	0.67
Reach-1	8509	5_year_Future	7600.00	5995.50	6002.29	6001.73	6003.95	0.004979	10.52	820.71	194.83	0.81
Reach-1	8509	10_year_Future	12000.00	5995.50	6003.71	6003.27	6006.12	0.005365	12.81	1102.87	202.65	0.87
Reach-1	8509	25_year_Future	23000.00	5995.50	6004.95	6006.37	6010.97	0.010791	20.36	1359.45	208.05	1.27
Reach-1	8509	50_year_Future	29000.00	5995.50	6006.11	6007.78	6013.14	0.010633	22.13	1602.02	211.87	1.29
Reach-1	8509	100_year_Future	36000.00	5995.50	6007.35	6009.29	6015.46	0.010443	23.89	1867.96	215.98	1.31
Reach-1	8509	500_year_Future	52000.00	5995.50	6009.64	6014.29	6020.43	0.010808	27.77	2375.23	230.39	1.38
Reach-1	8011	2_year_Future	2500.00	5993.50	5996.36	5996.36	5997.49	0.009880	6.52	294.33	136.09	0.99
Reach-1	8011	5_year_Future	7600.00	5993.50	5998.89	5998.89	6000.97	0.007090	11.78	729.40	193.32	0.95
Reach-1	8011	10_year_Future	12000.00	5993.50	6000.46	6000.46	6003.17	0.006448	13.59	1040.58	201.13	0.95
Reach-1	8011	25_year_Future	23000.00	5993.50	6003.49	6003.49	6007.55	0.005942	16.93	1669.72	214.05	0.98
Reach-1	8011	50_year_Future	29000.00	5993.50	6004.92	6004.92	6009.58	0.005713	18.25	1979.30	219.78	0.98
Reach-1	8011	100_year_Future	36000.00	5993.50	6006.43	6006.45	6012.18	0.003229	16.56	2777.71	371.02	0.77
Reach-1	8011	500_year_Future	52000.00	5993.50	6009.66	6009.66	6016.09	0.005009	21.79	3074.49	394.41	0.97
Reach-1	7578	2_year_Future	2500.00	5987.50	5994.77	5990.37	5994.90	0.000303	2.98	891.61	178.14	0.21
Reach-1	7578	5_year_Future	7600.00	5987.50	5998.04	5993.06	5998.54	0.000667	5.81	1550.23	211.98	0.33
Reach-1	7578	10_year_Future	12000.00	5987.50	5999.95	5994.86	6000.78	0.000880	7.52	1964.05	220.34	0.39
Reach-1	7578	25_year_Future	23000.00	5987.50	6003.55	5998.28	6005.16	0.001241	10.68	2778.93	233.04	0.48

HEC-RAS Plan: LMC Future River: Monument Creek Reach: Reach-1 (Continued)

Reach	River Sta	Profile	Q Total	Min Ch El	W.S. Elev	Crit W.S.	E.G. Elev	E.G. Slope	Vel Chnl	Flow Area	Top Width	Froude # Chl
			(cfs)	(ft)	(ft)	(ft)	(ft)	(ft/ft)	(ft/s)	(sq ft)	(ft)	
Reach-1	7578	50_year_Future	29000.00	5987.50	6005.22	5999.82	6007.24	0.001360	11.99	3175.21	239.69	0.51
Reach-1	7578	100_year_Future	36000.00	5987.50	6009.02		6010.90	0.001005	11.79	4514.28	673.51	0.46
Reach-1	7578	500_year_Future	52000.00	5987.50	6010.51	6004.66	6013.65	0.001571	15.44	5573.19	760.01	0.58
Reach-1	7479	2_year_Future	2500.00	5988.54	5994.50	5992.58	5994.80	0.001244	4.49	639.23	215.36	0.39
Reach-1	7479	5_year_Future	7600.00	5988.54	5997.62	5995.13	5998.37	0.001553	7.29	1321.49	221.70	0.48
Reach-1	7479	10_year_Future	12000.00	5988.54	5999.45	5996.58	6000.57	0.001748	8.98	1730.84	225.42	0.52
Reach-1	7479	25_year_Future	23000.00	5988.54	6002.90	5999.55	6004.89	0.002077	12.13	2521.25	232.44	0.60
Reach-1	7479	50_year_Future	29000.00	5988.54	6004.54	6000.92	6006.95	0.002152	13.40	2904.75	261.16	0.63
Reach-1	7479	100_year_Future	36000.00	5988.54	6008.82	6002.27	6010.77	0.001273	12.28	4474.19	493.99	0.50
Reach-1	7479	500_year_Future	52000.00	5988.54	6009.92	6005.45	6013.38	0.002124	16.49	4990.27	617.95	0.66
Reach-1	7451		Bridge									
Reach-1	7406	2_year_Future	2500.00	5989.06	5993.10	5993.10	5994.24	0.010063	8.58	291.54	127.43	1.00
Reach-1	7406	5_year_Future	7600.00	5989.06	5995.65	5995.65	5997.64	0.006867	11.61	776.19	216.72	0.93
Reach-1	7406	10_year_Future	12000.00	5989.06	5997.13	5997.13	5999.74	0.006502	13.51	1098.90	219.80	0.95
Reach-1	7406	25_year_Future	23000.00	5989.06	6000.04	6000.04	6003.97	0.006130	16.91	1747.12	225.84	0.98
Reach-1	7406	50_year_Future	29000.00	5989.06	6001.38	6001.38	6005.96	0.006002	18.33	2053.48	228.65	1.00
Reach-1	7406	100_year_Future	36000.00	5989.06	6002.84	6002.84	6008.09	0.005861	19.74	2368.49	231.67	1.00
Reach-1	7406	500_year_Future	52000.00	5989.06	6006.48	6006.48	6012.37	0.004756	21.22	3499.59	437.86	0.95
Reach-1	7238	2_year_Future	2500.00	5985.50	5988.38	5989.03	5990.77	0.044053	12.40	201.56	83.06	1.40
Reach-1	7238	5_year_Future	7600.00	5985.50	5991.31	5992.45	5995.05	0.027745	15.82	515.38	144.67	1.25
Reach-1	7238	10_year_Future	12000.00	5985.50	5993.06	5994.21	5997.27	0.022002	17.07	833.88	214.60	1.17
Reach-1	7238	25_year_Future	23000.00	5985.50	5995.49	5997.13	6001.56	0.022755	21.40	1380.96	232.37	1.25
Reach-1	7238	50_year_Future	29000.00	5985.50	5996.55	5998.44	6003.48	0.023043	23.19	1629.87	236.82	1.29
Reach-1	7238	100_year_Future	36000.00	5985.50	5997.84	5999.79	6005.55	0.023487	25.07	1890.10	241.38	1.32
Reach-1	7238	500_year_Future	52000.00	5985.50	5999.86	6002.54	6009.67	0.023755	28.45	2436.48	250.76	1.37
Reach-1	7000	2_year_Future	2500.00	5983.50	5986.82	5986.24	5987.55	0.005002	6.87	364.09	132.06	0.73
Reach-1	7000	5_year_Future	7600.00	5983.50	5990.03	5988.82	5991.27	0.003462	8.99	901.16	219.16	0.68
Reach-1	7000	10_year_Future	12000.00	5983.50	5991.68	5990.47	5993.37	0.003388	10.61	1279.08	233.57	0.70
Reach-1	7000	25_year_Future	23000.00	5983.50	5994.92	5993.35	5997.51	0.003261	13.37	2062.49	249.20	0.73
Reach-1	7000	50_year_Future	29000.00	5983.50	5996.43	5994.67	5999.42	0.003188	14.48	2443.68	255.77	0.74
Reach-1	7000	100_year_Future	36000.00	5983.50	5998.04	5996.07	6001.46	0.003125	15.60	2859.56	262.86	0.75
Reach-1	7000	500_year_Future	52000.00	5983.50	6001.54	5998.89	6005.68	0.002848	17.38	3855.61	312.10	0.74
Reach-1	6500	2_year_Future	2500.00	5979.50	5984.06		5984.89	0.005642	7.34	340.74	96.62	0.69
Reach-1	6500	5_year_Future	7600.00	5979.50	5987.26		5988.99	0.005979	10.67	765.04	183.11	0.77
Reach-1	6500	10_year_Future	12000.00	5979.50	5989.08		5991.21	0.005426	12.14	1108.47	194.64	0.77
Reach-1	6500	25_year_Future	23000.00	5979.50	5992.69		5995.56	0.004587	14.41	1840.27	210.31	0.75
Reach-1	6500	50_year_Future	29000.00	5979.50	5994.07		5997.46	0.004700	15.74	2134.68	216.19	0.78
Reach-1	6500	100_year_Future	36000.00	5979.50	5995.28		5999.42	0.005119	17.45	2399.70	221.94	0.82
Reach-1	6500	500_year_Future	52000.00	5979.50	5997.18	5997.18	6003.40	0.006546	21.49	2832.26	232.01	0.95
Reach-1	6037	2_year_Future	2500.00	5977.50	5982.01		5982.62	0.004065	6.27	398.89	112.40	0.59
Reach-1	6037	5_year_Future	7600.00	5977.50	5985.02		5986.49	0.004593	9.85	837.43	177.90	0.69
Reach-1	6037	10_year_Future	12000.00	5977.50	5987.32		5989.03	0.003708	10.88	1282.61	203.42	0.65
Reach-1	6037	25_year_Future	23000.00	5977.50	5991.19		5993.61	0.003382	13.26	2110.40	223.33	0.66
Reach-1	6037	50_year_Future	29000.00	5977.50	5992.56	5990.38	5995.40	0.003591	14.65	2585.41	506.86	0.69
Reach-1	6037	100_year_Future	36000.00	5977.50	5994.12		5997.14	0.003500	15.52	3396.86	537.24	0.70
Reach-1	6037	500_year_Future	52000.00	5977.50	5996.65	5995.66	6000.18	0.003645	17.52	4909.78	679.92	0.73
Reach-1	5603	2_year_Future	2500.00	5975.50	5980.54	5979.07	5981.03	0.003186	5.59	449.19	135.49	0.52
Reach-1	5603	5_year_Future	7600.00	5975.50	5982.96		5984.42	0.004963	9.84	854.96	191.69	0.71
Reach-1	5603	10_year_Future	12000.00	5975.50	5986.40		5987.60	0.002387	9.21	1562.87	215.19	0.53
Reach-1	5603	25_year_Future	23000.00	5975.50	5990.35		5992.20	0.002428	11.72	2442.82	230.06	0.56
Reach-1	5603	50_year_Future	29000.00	5975.50	5991.68		5993.88	0.002631	13.00	3205.88	879.33	0.60
Reach-1	5603	100_year_Future	36000.00	5975.50	5993.51		5995.64	0.002341	13.26	4806.51	869.42	0.57
Reach-1	5603	500_year_Future	52000.00	5975.50	5997.00		5998.57	0.001646	12.63	9545.51	1587.18	0.50
Reach-1	5268	2_year_Future	2500.00	5975.50	5978.04	5978.04	5978.99	0.014858	7.82	319.62	171.92	1.01
Reach-1	5268	5_year_Future	7600.00	5975.50	5982.30		5983.06	0.002486	7.06	1122.64	200.59	0.50
Reach-1	5268	10_year_Future	12000.00	5975.50	5985.25		5986.91	0.001128	6.63	1944.18	215.35	0.37
Reach-1	5268	25_year_Future	23000.00	5975.50	5990.24		5991.42	0.001308	8.92	2879.68	442.66	0.42
Reach-1	5268	50_year_Future	29000.00	5975.50	5991.56		5993.01	0.001464	10.03	3732.72	682.53	0.45
Reach-1	5268	100_year_Future	36000.00	5975.50	5993.37		5994.86	0.001378	10.47	5335.50	1280.97	0.45
Reach-1	5268	500_year_Future	52000.00	5975.50	5996.90		5998.01	0.000987	10.04	11041.76	1697.35	0.39
Reach-1	4824	2_year_Future	2500.00	5969.50	5975.56	5973.05	5975.91	0.001519	4.75	560.82	160.17	0.38
Reach-1	4824	5_year_Future	7600.00	5969.50	5982.07	5976.30	5982.45	0.000633	5.35	1844.18	364.42	0.28
Reach-1	4824	10_year_Future	12000.00	5969.50	5986.07	5978.12	5986.51	0.000515	5.89	2751.81	463.24	0.26
Reach-1	4824	25_year_Future	23000.00	5969.50	5990.37	5981.39	5990.87	0.000517	6.95	6048.22	1044.14	0.28
Reach-1	4824	50_year_Future	29000.00	5969.50	5991.80	5982.87	5992.36	0.000572	7.66	7795.95	1400.62	0.29
Reach-1	4824	100_year_Future	36000.00	5969.50	5993.67	5984.39	5994.21	0.000541	7.88	10669.81	1604.30	0.29
Reach-1	4824	500_year_Future	52000.00	5969.50	5997.02	5987.59	5997.52	0.000499	8.29	16282.01	1749.68	0.28
Reach-1	4699	2_year_Future	2500.00	5966.83	5975.55	5970.93	5975.70	0.000573	3.08	834.13	164.81	0.21
Reach-1	4699	5_year_Future	7600.00	5966.83	5982.07	5973.84	5982.32	0.000439	4.25	2162.68	242.56	0.21
Reach-1	4699	10_year_Future	12000.00	5966.83	5986.08	5975.80	5986.40	0.000405	4.86	3107.59	425.43	0.21

HEC-RAS Plan: LMC Future River: Monument Creek Reach: Reach-1 (Continued)

Reach	River Sta	Profile	Q Total	Min Ch El	W.S. Elev	Crit W.S.	E.G. Elev	E.G. Slope	Vel Chnl	Flow Area	Top Width	Froude # Chl
			(cfs)	(ft)	(ft)	(ft)	(ft)	(ft/ft)	(ft/s)	(sq ft)	(ft)	
Reach-1	4699	25_year_Future	23000.00	5966.83	5990.28	5979.48	5990.78	0.000564	6.64	5916.86	1275.88	0.25
Reach-1	4699	50_year_Future	29000.00	5966.83	5991.85	5980.97	5992.27	0.000644	7.40	7789.84	1384.81	0.27
Reach-1	4699	100_year_Future	36000.00	5966.83	5993.50	5982.48	5994.12	0.000632	7.73	10426.18	1455.00	0.27
Reach-1	4699	500_year_Future	52000.00	5966.83	5996.82	5985.66	5997.43	0.000612	8.27	15541.06	1600.89	0.28
Reach-1	4684		Bridge									
Reach-1	4629	2_year_Future	2500.00	5967.11	5975.48	5971.20	5975.65	0.000685	3.26	777.56	165.83	0.23
Reach-1	4629	5_year_Future	7600.00	5967.11	5982.01	5974.08	5982.27	0.000468	4.31	2126.99	224.54	0.21
Reach-1	4629	10_year_Future	12000.00	5967.11	5986.00	5976.13	5986.32	0.000417	4.87	3087.32	357.33	0.21
Reach-1	4629	25_year_Future	23000.00	5967.11	5990.06	5979.75	5990.61	0.000608	6.79	5303.48	903.21	0.26
Reach-1	4629	50_year_Future	29000.00	5967.11	5991.35	5981.18	5992.03	0.000719	7.69	6903.81	1391.54	0.29
Reach-1	4629	100_year_Future	36000.00	5967.11	5993.30	5982.57	5993.96	0.000688	7.96	9715.15	1482.05	0.29
Reach-1	4629	500_year_Future	52000.00	5967.11	5996.67	5985.80	5997.30	0.000647	8.42	14925.38	1581.81	0.28
Reach-1	4394	2_year_Future	2500.00	5964.84	5975.38	5969.39	5975.51	0.000385	3.19	1089.03	187.67	0.18
Reach-1	4394	5_year_Future	7600.00	5964.84	5981.91	5973.15	5982.16	0.000427	4.75	2418.01	237.59	0.21
Reach-1	4394	10_year_Future	12000.00	5964.84	5985.87	5975.23	5986.21	0.000444	5.61	3247.17	268.60	0.22
Reach-1	4394	25_year_Future	23000.00	5964.84	5989.85	5978.88	5990.45	0.000709	8.00	5621.30	1104.51	0.29
Reach-1	4394	50_year_Future	29000.00	5964.84	5991.15	5980.43	5991.84	0.000827	8.95	7109.50	1236.41	0.31
Reach-1	4394	100_year_Future	36000.00	5964.84	5993.14	5982.03	5993.78	0.000774	9.11	9931.96	1552.00	0.31
Reach-1	4394	500_year_Future	52000.00	5964.84	5996.55	5985.16	5997.11	0.000692	9.32	15461.67	1659.76	0.30
Reach-1	4353		Bridge									
Reach-1	4303	2_year_Future	2500.00	5964.49	5969.33	5970.65	5973.56	0.030490	16.50	151.48	55.21	1.76
Reach-1	4303	5_year_Future	7600.00	5964.49	5972.74	5975.06	5979.59	0.020938	21.13	383.92	102.53	1.60
Reach-1	4303	10_year_Future	12000.00	5964.49	5977.27	5977.27	5980.68	0.005237	15.86	1007.54	165.31	0.89
Reach-1	4303	25_year_Future	23000.00	5964.49	5981.33	5981.33	5985.78	0.004791	19.07	1780.66	207.82	0.90
Reach-1	4303	50_year_Future	29000.00	5964.49	5984.80	5983.00	5988.28	0.003010	17.53	2710.62	452.11	0.74
Reach-1	4303	100_year_Future	36000.00	5964.49	5988.91	5985.75	5990.60	0.001401	13.77	6379.27	1372.47	0.52
Reach-1	4303	500_year_Future	52000.00	5964.49	5996.22	5989.57	5996.58	0.000333	8.16	17964.25	1738.24	0.27
Reach-1	4105	2_year_Future	2500.00	5963.90	5968.39	5967.80	5969.49	0.005306	8.41	298.57	86.08	0.78
Reach-1	4105	5_year_Future	7600.00	5963.90	5969.69	5971.32	5975.08	0.017510	18.68	417.25	97.10	1.49
Reach-1	4105	10_year_Future	12000.00	5963.90	5975.99	5973.56	5977.83	0.002180	11.47	1323.34	189.38	0.60
Reach-1	4105	25_year_Future	23000.00	5963.90	5982.21	5977.47	5983.87	0.001292	11.86	3630.07	824.65	0.50
Reach-1	4105	50_year_Future	29000.00	5963.90	5985.86		5986.74	0.000660	9.62	6847.27	944.00	0.37
Reach-1	4105	100_year_Future	36000.00	5963.90	5989.35		5989.89	0.000395	8.25	10664.04	1258.91	0.29
Reach-1	4105	500_year_Future	52000.00	5963.90	5996.22		5996.48	0.000179	6.54	20489.96	1583.35	0.21
Reach-1	3820	2_year_Future	2500.00	5961.28	5968.15	5965.84	5968.63	0.001326	5.76	498.13	213.65	0.42
Reach-1	3820	5_year_Future	7600.00	5961.28	5972.94	5969.45	5973.82	0.001236	8.28	1214.21	322.48	0.45
Reach-1	3820	10_year_Future	12000.00	5961.28	5976.11	5971.63	5977.16	0.001099	9.29	1767.70	347.80	0.44
Reach-1	3820	25_year_Future	23000.00	5961.28	5982.04	5975.31	5983.49	0.001004	11.27	2890.37	753.93	0.45
Reach-1	3820	50_year_Future	29000.00	5961.28	5984.63	5976.95	5986.44	0.000956	12.01	3476.70	1108.93	0.45
Reach-1	3820	100_year_Future	36000.00	5961.28	5987.99	5978.69	5989.62	0.000855	12.40	4484.49	1435.33	0.43
Reach-1	3820	500_year_Future	52000.00	5961.28	5994.92	5982.16	5996.29	0.000592	12.09	7491.33	1785.19	0.37
Reach-1	3750		Bridge									
Reach-1	3653	2_year_Future	2500.00	5961.63	5966.17	5966.17	5967.78	0.011248	10.24	256.89	212.23	0.96
Reach-1	3653	5_year_Future	7600.00	5961.63	5969.84	5969.84	5972.67	0.008180	14.07	674.63	280.81	0.92
Reach-1	3653	10_year_Future	12000.00	5961.63	5972.12	5972.12	5975.54	0.007238	15.89	1042.55	321.98	0.91
Reach-1	3653	25_year_Future	23000.00	5961.63	5974.58	5976.04	5981.25	0.010918	22.77	1483.32	341.28	1.16
Reach-1	3653	50_year_Future	29000.00	5961.63	5975.91	5977.79	5983.85	0.011566	25.15	1732.28	351.68	1.22
Reach-1	3653	100_year_Future	36000.00	5961.63	5977.30	5979.63	5986.63	0.012146	27.54	2002.05	678.51	1.27
Reach-1	3653	500_year_Future	52000.00	5961.63	5980.08	5983.36	5992.27	0.013019	32.02	2567.96	1140.72	1.35
Reach-1	2980	2_year_Future	2500.00	5956.62	5961.58	5959.73	5961.98	0.003736	5.11	489.16	120.10	0.45
Reach-1	2980	5_year_Future	7600.00	5956.62	5964.68	5962.63	5965.76	0.004938	8.48	964.05	162.20	0.56
Reach-1	2980	10_year_Future	12000.00	5956.62	5966.48	5964.35	5968.10	0.005541	10.45	1262.37	166.16	0.62
Reach-1	2980	25_year_Future	23000.00	5956.62	5969.93	5967.75	5972.76	0.006411	13.99	1858.31	177.78	0.70
Reach-1	2980	50_year_Future	29000.00	5956.62	5971.76	5969.25	5975.05	0.006255	15.16	2188.67	183.23	0.71
Reach-1	2980	100_year_Future	36000.00	5956.62	5973.20	5970.90	5977.28	0.006836	16.91	2457.83	625.67	0.75
Reach-1	2980	500_year_Future	52000.00	5956.62	5976.41	5974.33	5981.94	0.007354	19.87	3089.25	1058.58	0.81
Reach-1	2633	2_year_Future	2500.00	5955.50	5960.31	5958.59	5960.75	0.003372	5.34	468.29	145.37	0.52
Reach-1	2633	5_year_Future	7600.00	5955.50	5963.23	5961.54	5964.29	0.003637	8.26	924.35	162.54	0.60
Reach-1	2633	10_year_Future	12000.00	5955.50	5964.92	5963.08	5966.49	0.003686	10.19	1203.22	169.12	0.65
Reach-1	2633	25_year_Future	23000.00	5955.50	5968.30	5966.18	5970.96	0.004054	13.20	1797.96	182.35	0.70
Reach-1	2633	50_year_Future	29000.00	5955.50	5970.51	5967.66	5973.35	0.003411	13.68	2210.68	263.25	0.66
Reach-1	2633	100_year_Future	36000.00	5955.50	5971.87	5969.29	5975.40	0.003735	15.29	2475.94	685.55	0.71
Reach-1	2633	500_year_Future	52000.00	5955.50	5975.29	5972.40	5979.90	0.003721	17.58	3208.93	1000.57	0.73
Reach-1	2350	2_year_Future	2500.00	5953.80	5957.67	5957.67	5959.00	0.012708	9.26	270.06	99.68	0.99
Reach-1	2350	5_year_Future	7600.00	5953.80	5960.52	5960.52	5962.68	0.008743	12.28	783.79	199.55	0.92
Reach-1	2350	10_year_Future	12000.00	5953.80	5962.44	5962.11	5964.94	0.007172	13.58	1174.37	207.60	0.88
Reach-1	2350	25_year_Future	23000.00	5953.80	5966.21	5965.28	5969.53	0.005814	18.10	1985.79	221.66	0.85
Reach-1	2350	50_year_Future	29000.00	5953.80	5969.55	5966.72	5972.35	0.003574	15.02	2744.72	439.94	0.70
Reach-1	2350	100_year_Future	36000.00	5953.80	5970.61	5968.27	5974.26	0.004264	17.20	2995.37	874.08	0.77

HEC-RAS Plan: LMC Future River: Monument Creek Reach: Reach-1 (Continued)

Reach	River Sta	Profile	Q Total	Min Ch El	W.S. Elev	Crit W.S.	E.G. Elev	E.G. Slope	Vel Chnl	Flow Area	Top Width	Froude # Chl
			(cfs)	(ft)	(ft)	(ft)	(ft)	(ft/ft)	(ft/s)	(sq ft)	(ft)	
Reach-1	2350	500_year_Future	52000.00	5953.80	5974.11	5971.41	5978.77	0.004264	19.69	3940.50	1430.93	0.79
Reach-1	2117	2_year_Future	2500.00	5951.36	5956.12	5954.43	5956.43	0.001388	4.48	608.42	220.37	0.41
Reach-1	2117	5_year_Future	7600.00	5951.36	5959.95	5956.83	5960.53	0.001106	6.37	1516.65	244.34	0.41
Reach-1	2117	10_year_Future	12000.00	5951.36	5962.69	5958.26	5963.59	0.000876	7.05	2259.20	259.57	0.38
Reach-1	2117	25_year_Future	23000.00	5951.36	5966.74	5961.14	5968.02	0.001084	9.64	3263.34	273.04	0.45
Reach-1	2117	50_year_Future	29000.00	5951.36	5969.94	5962.46	5971.24	0.000854	9.79	4178.05	1098.99	0.41
Reach-1	2117	100_year_Future	36000.00	5951.36	5971.14	5963.92	5972.86	0.001046	11.31	4524.07	1345.01	0.46
Reach-1	2117	500_year_Future	52000.00	5951.36	5974.86	5966.82	5977.11	0.001115	13.17	6542.88	2138.86	0.49
Reach-1	1946		Bridge									
Reach-1	1830	2_year_Future	2500.00	5949.45	5952.68	5952.53	5953.58	0.007932	7.60	333.85	157.14	0.89
Reach-1	1830	5_year_Future	7600.00	5949.45	5957.45	5954.87	5958.18	0.001501	7.04	1295.81	220.56	0.47
Reach-1	1830	10_year_Future	12000.00	5949.45	5960.58	5956.35	5961.38	0.001043	7.49	2013.39	240.29	0.41
Reach-1	1830	25_year_Future	23000.00	5949.45	5966.32	5959.29	5967.41	0.000802	8.86	3472.92	270.17	0.39
Reach-1	1830	50_year_Future	29000.00	5949.45	5969.59	5960.69	5970.73	0.000661	9.11	4390.75	745.47	0.37
Reach-1	1830	100_year_Future	36000.00	5949.45	5970.62	5962.19	5972.18	0.000848	10.69	4695.67	1050.28	0.42
Reach-1	1830	500_year_Future	52000.00	5949.45	5973.19	5965.21	5975.65	0.001158	13.52	5524.88	1893.43	0.50
Reach-1	1316	2_year_Future	2500.00	5944.33	5952.16	5948.47	5952.39	0.000701	3.84	654.97	136.26	0.30
Reach-1	1316	5_year_Future	7600.00	5944.33	5957.08	5951.91	5957.59	0.000649	5.80	1424.84	170.29	0.32
Reach-1	1316	10_year_Future	12000.00	5944.33	5960.22	5953.64	5960.92	0.000628	6.85	1975.35	180.23	0.33
Reach-1	1316	25_year_Future	23000.00	5944.33	5965.83	5957.17	5967.01	0.000671	8.98	3036.56	863.17	0.37
Reach-1	1316	50_year_Future	29000.00	5944.33	5969.05	5958.78	5970.35	0.000611	9.52	3775.51	999.41	0.36
Reach-1	1316	100_year_Future	36000.00	5944.33	5969.80	5960.48	5971.66	0.000833	11.37	4046.63	1075.67	0.42
Reach-1	1316	500_year_Future	52000.00	5944.33	5972.66	5963.99	5975.07	0.001000	13.47	7445.22	1989.19	0.47
Reach-1	1208	2_year_Future	2500.00	5943.25	5951.87	5949.28	5952.25	0.001066	4.95	522.93	107.15	0.37
Reach-1	1208	5_year_Future	7600.00	5943.25	5956.44	5952.45	5957.37	0.001210	7.91	1130.78	162.84	0.44
Reach-1	1208	10_year_Future	12000.00	5943.25	5959.42	5954.60	5960.67	0.001182	9.30	1634.67	175.18	0.45
Reach-1	1208	25_year_Future	23000.00	5943.25	5964.69	5958.82	5966.87	0.001253	12.02	2639.98	927.72	0.50
Reach-1	1208	50_year_Future	29000.00	5943.25	5968.13	5960.66	5970.08	0.001021	12.17	3777.89	1393.78	0.46
Reach-1	1208	100_year_Future	36000.00	5943.25	5968.29	5962.74	5971.22	0.001528	14.96	3874.89	1537.29	0.56
Reach-1	1208	500_year_Future	52000.00	5943.25	5972.55	5967.83	5974.95	0.001196	14.90	9266.59	2352.56	0.51
Reach-1	1176		Bridge									
Reach-1	1142	2_year_Future	2500.00	5944.20	5950.24	5950.24	5951.63	0.009143	9.48	264.42	93.00	0.98
Reach-1	1142	5_year_Future	7600.00	5944.20	5952.90	5953.36	5956.30	0.009411	14.85	530.98	107.81	1.11
Reach-1	1142	10_year_Future	12000.00	5944.20	5954.76	5955.57	5959.35	0.008734	17.36	747.26	125.71	1.12
Reach-1	1142	25_year_Future	23000.00	5944.20	5959.79	5959.79	5964.91	0.005113	18.77	1534.63	172.80	0.94
Reach-1	1142	50_year_Future	29000.00	5944.20	5961.63	5961.63	5967.46	0.004933	20.22	1859.56	180.42	0.94
Reach-1	1142	100_year_Future	36000.00	5944.20	5963.66	5963.66	5970.14	0.004683	21.52	2240.79	197.06	0.94
Reach-1	1142	500_year_Future	52000.00	5944.20	5971.14	5971.14	5974.90	0.001959	17.90	7009.60	2337.75	0.65
Reach-1	945	2_year_Future	2500.00	5941.50	5944.91	5945.93	5948.39	0.021194	14.95	167.17	52.55	1.48
Reach-1	945	5_year_Future	7600.00	5941.50	5948.84	5950.19	5953.58	0.015115	17.48	439.94	100.23	1.36
Reach-1	945	10_year_Future	12000.00	5941.50	5950.87	5952.40	5956.80	0.013224	20.03	657.16	128.49	1.34
Reach-1	945	25_year_Future	23000.00	5941.50	5954.52	5956.56	5962.63	0.010195	23.57	1186.47	146.34	1.28
Reach-1	945	50_year_Future	29000.00	5941.50	5956.36	5958.48	5965.24	0.009232	24.90	1462.30	153.98	1.23
Reach-1	945	100_year_Future	36000.00	5941.50	5958.39	5960.70	5967.99	0.008330	26.12	1783.67	162.44	1.20
Reach-1	945	500_year_Future	52000.00	5941.50	5963.85	5967.05	5972.78	0.005363	25.88	3064.24	1145.14	1.02
Reach-1	500	2_year_Future	2500.00	5939.50	5943.87	5943.10	5944.91	0.005001	8.20	305.02	83.87	0.76
Reach-1	500	5_year_Future	7600.00	5939.50	5947.39	5946.67	5949.67	0.005002	12.14	636.94	105.97	0.83
Reach-1	500	10_year_Future	12000.00	5939.50	5949.42	5948.83	5952.67	0.005009	14.54	870.91	125.59	0.87
Reach-1	500	25_year_Future	23000.00	5939.50	5953.32	5953.22	5958.53	0.005001	18.64	1438.32	165.81	0.93
Reach-1	500	50_year_Future	29000.00	5939.50	5954.00	5955.18	5961.32	0.006596	22.17	1552.44	173.35	1.08
Reach-1	500	100_year_Future	36000.00	5939.50	5955.22	5957.29	5964.35	0.007395	24.90	1772.82	187.40	1.16
Reach-1	500	500_year_Future	52000.00	5939.50	5958.71	5963.90	5969.82	0.006961	27.92	2465.01	549.05	1.16

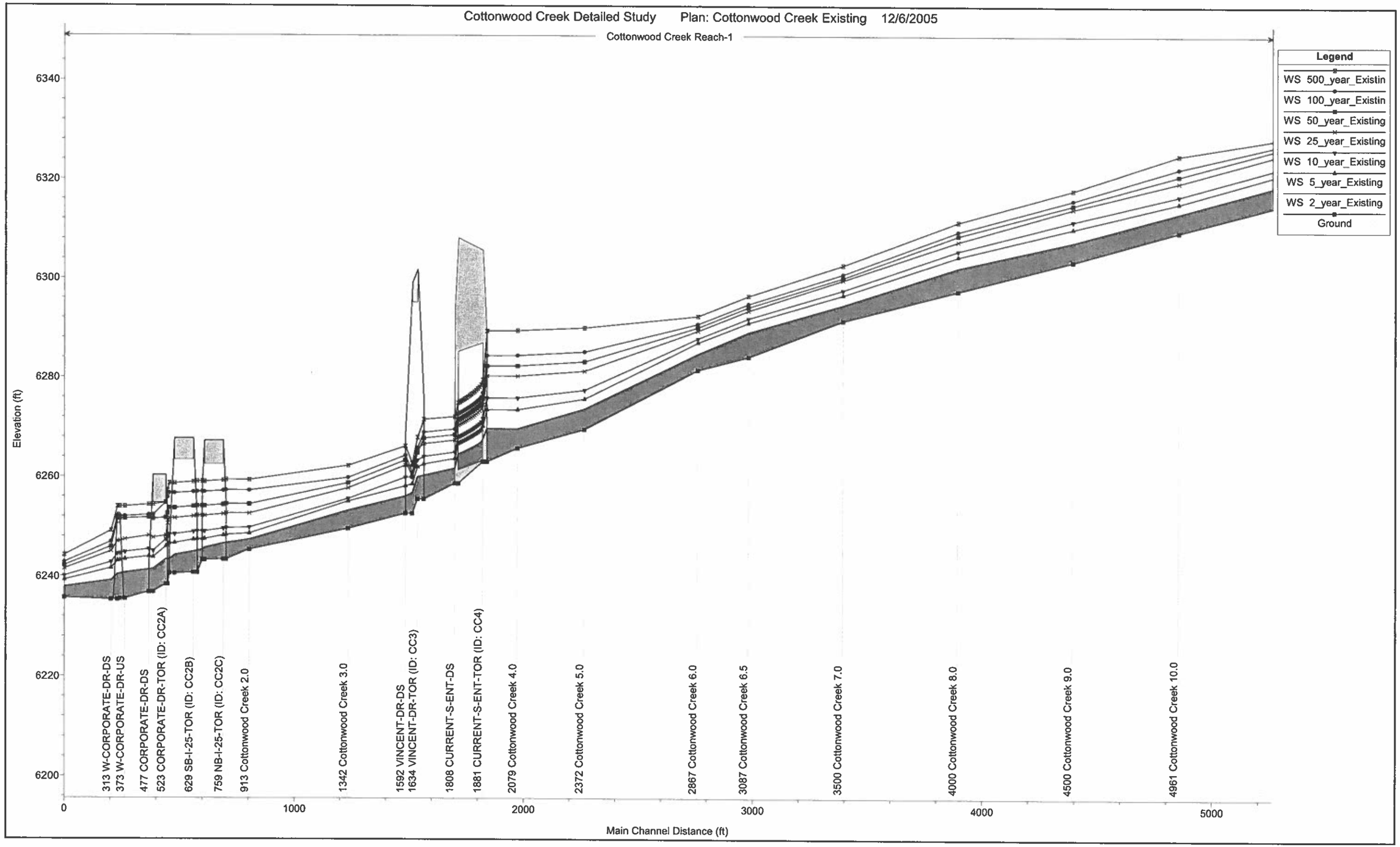
Cottonwood Creek Detailed Study Plan: Cottonwood Creek Existing 12/6/2005
Cottonwood Creek Reach-1
Legend
WS 500_year_Existin
WS 100_year_Existin
WS 50_year_Existing
WS 25_year_Existing
WS 10_year_Existing
WS 5_year_Existing
WS 2_year_Existing
Ground
Elevation (ft)
6340
6320
6300
6280
6260
6240
6220
6200
313 W-CORPORATE-DR-DS
373 W-CORPORATE-DR-US
477 CORPORATE-DR-DS
523 CORPORATE-DR-TOR (ID: CC2A)
629 SB-I-25-TOR (ID: CC2B)
759 NB-I-25-TOR (ID: CC2C)
913 Cottonwood Creek 2.0
1342 Cottonwood Creek 3.0
1592 VINCENT-DR-DS
1634 VINCENT-DR-TOR (ID: CC3)
1808 CURRENT-S-ENT-DS
1881 CURRENT-S-ENT-TOR (ID: CC4)
2079 Cottonwood Creek 4.0
2372 Cottonwood Creek 5.0
2867 Cottonwood Creek 6.0
3087 Cottonwood Creek 6.5
3500 Cottonwood Creek 7.0
4000 Cottonwood Creek 8.0
4500 Cottonwood Creek 9.0
4961 Cottonwood Creek 10.0
0
1000
2000
3000
4000
5000
Main Channel Distance (ft)

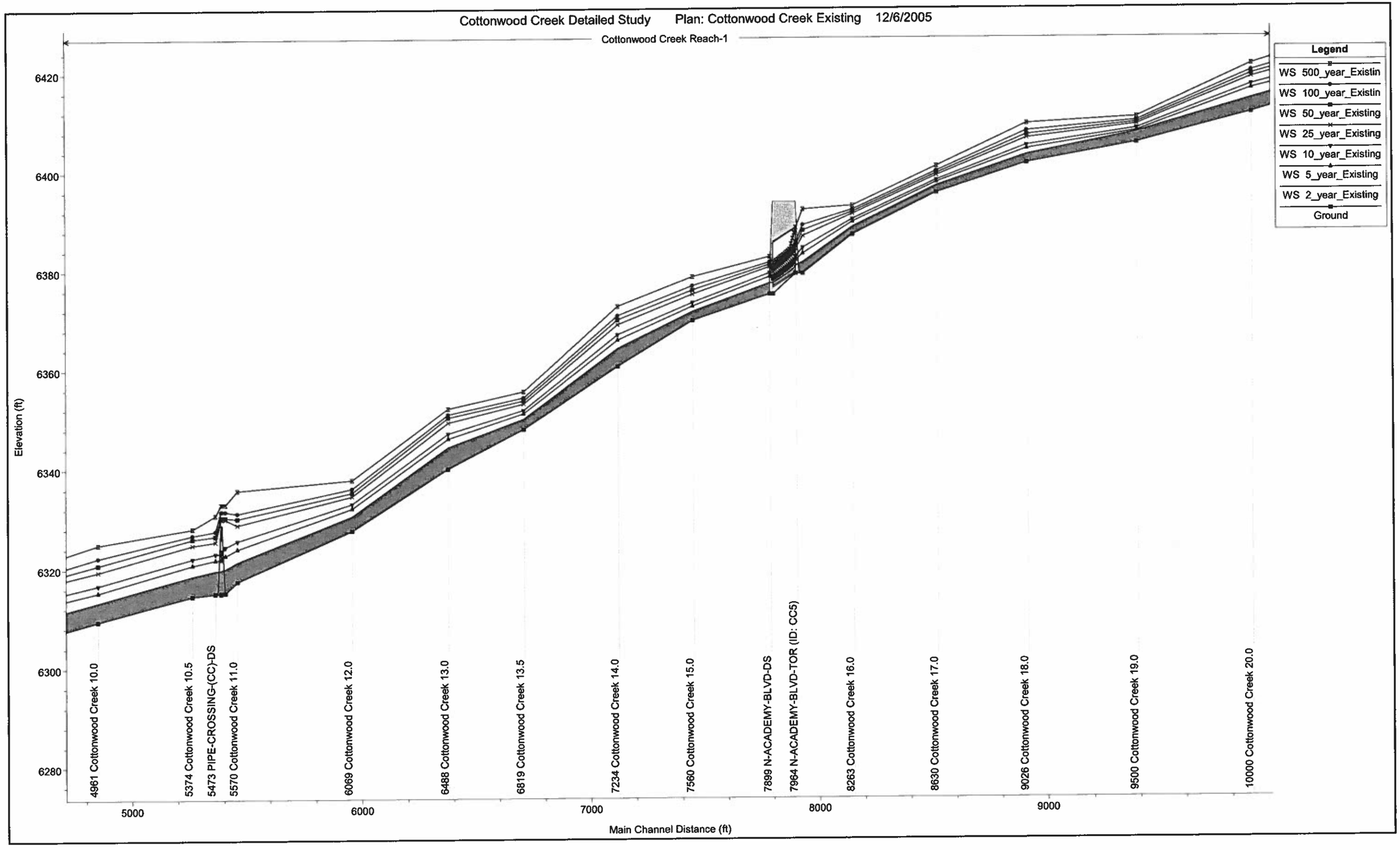
Cottonwood Creek Detailed Study Plan: Cottonwood Creek Existing 12/6/2005
Cottonwood Creek Reach-1
Legend
WS 500_year_Existin
WS 100_year_Existin
WS 50_year_Existing
WS 25_year_Existing
WS 10_year_Existing
WS 5_year_Existing
WS 2_year_Existing
Ground
Elevation (ft)
6420
6400
6380
6360
6340
6320
6300
6280
4961 Cottonwood Creek 10.0
5374 Cottonwood Creek 10.5
5473 PIPE-CROSSING-(CC)-DS
5570 Cottonwood Creek 11.0
6069 Cottonwood Creek 12.0
6488 Cottonwood Creek 13.0
6819 Cottonwood Creek 13.5
7234 Cottonwood Creek 14.0
7560 Cottonwood Creek 15.0
7899 N-ACADEMY-BLVD-DS
7964 N-ACADEMY-BLVD-TOR (ID: CC5)
8263 Cottonwood Creek 16.0
8630 Cottonwood Creek 17.0
9026 Cottonwood Creek 18.0
9500 Cottonwood Creek 19.0
10000 Cottonwood Creek 20.0
5000
6000
7000
8000
9000
Main Channel Distance (ft)

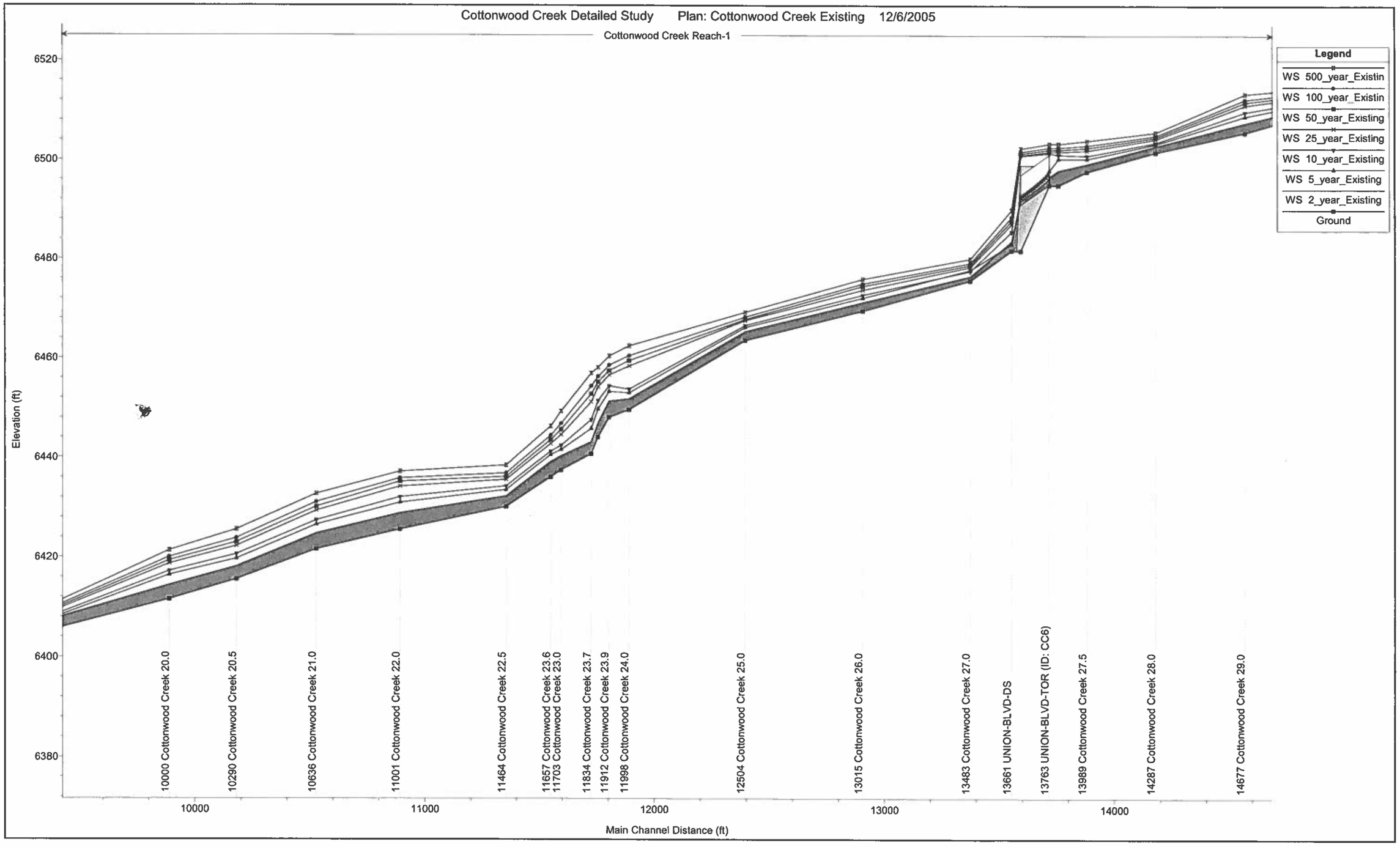
Cottonwood Creek Detailed Study Plan: Cottonwood Creek Existing 12/6/2005
Cottonwood Creek Reach-1
Legend
WS 500_year_Existin
WS 100_year_Existin
WS 50_year_Existing
WS 25_year_Existing
WS 10_year_Existing
WS 5_year_Existing
WS 2_year_Existing
Ground
Elevation (ft)
6520
6500
6480
6460
6440
6420
6400
6380
10000 Cottonwood Creek 20.0
10290 Cottonwood Creek 20.5
10636 Cottonwood Creek 21.0
11001 Cottonwood Creek 22.0
11464 Cottonwood Creek 22.5
11657 Cottonwood Creek 23.6
11703 Cottonwood Creek 23.0
11834 Cottonwood Creek 23.7
11912 Cottonwood Creek 23.9
11998 Cottonwood Creek 24.0
12504 Cottonwood Creek 25.0
13015 Cottonwood Creek 26.0
13483 Cottonwood Creek 27.0
13661 UNION-BLVD-DS
13763 UNION-BLVD-TOR (ID: CC6)
13989 Cottonwood Creek 27.5
14287 Cottonwood Creek 28.0
14677 Cottonwood Creek 29.0
10000
11000
12000
13000
14000
Main Channel Distance (ft)

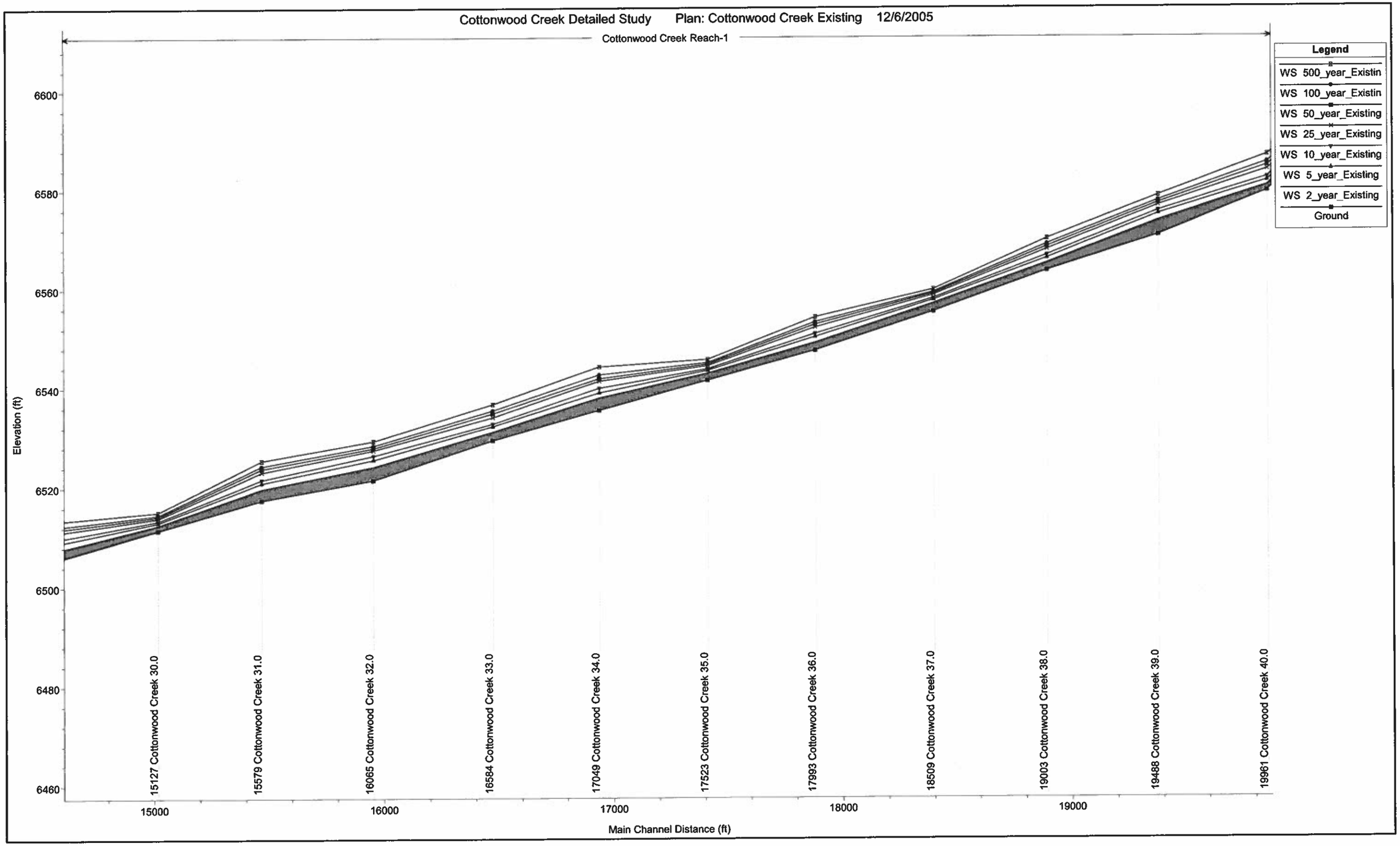
Cottonwood Creek Detailed Study Plan: Cottonwood Creek Existing 12/6/2005
Cottonwood Creek Reach-1
Legend
WS 500_year_Existin
WS 100_year_Existin
WS 50_year_Existing
WS 25_year_Existing
WS 10_year_Existing
WS 5_year_Existing
WS 2_year_Existing
Ground
Elevation (ft)
6600
6580
6560
6540
6520
6500
6480
6460
15127 Cottonwood Creek 30.0
15579 Cottonwood Creek 31.0
16065 Cottonwood Creek 32.0
16584 Cottonwood Creek 33.0
17049 Cottonwood Creek 34.0
17523 Cottonwood Creek 35.0
17993 Cottonwood Creek 36.0
18509 Cottonwood Creek 37.0
19003 Cottonwood Creek 38.0
19488 Cottonwood Creek 39.0
19961 Cottonwood Creek 40.0
15000
16000
17000
18000
19000
Main Channel Distance (ft)

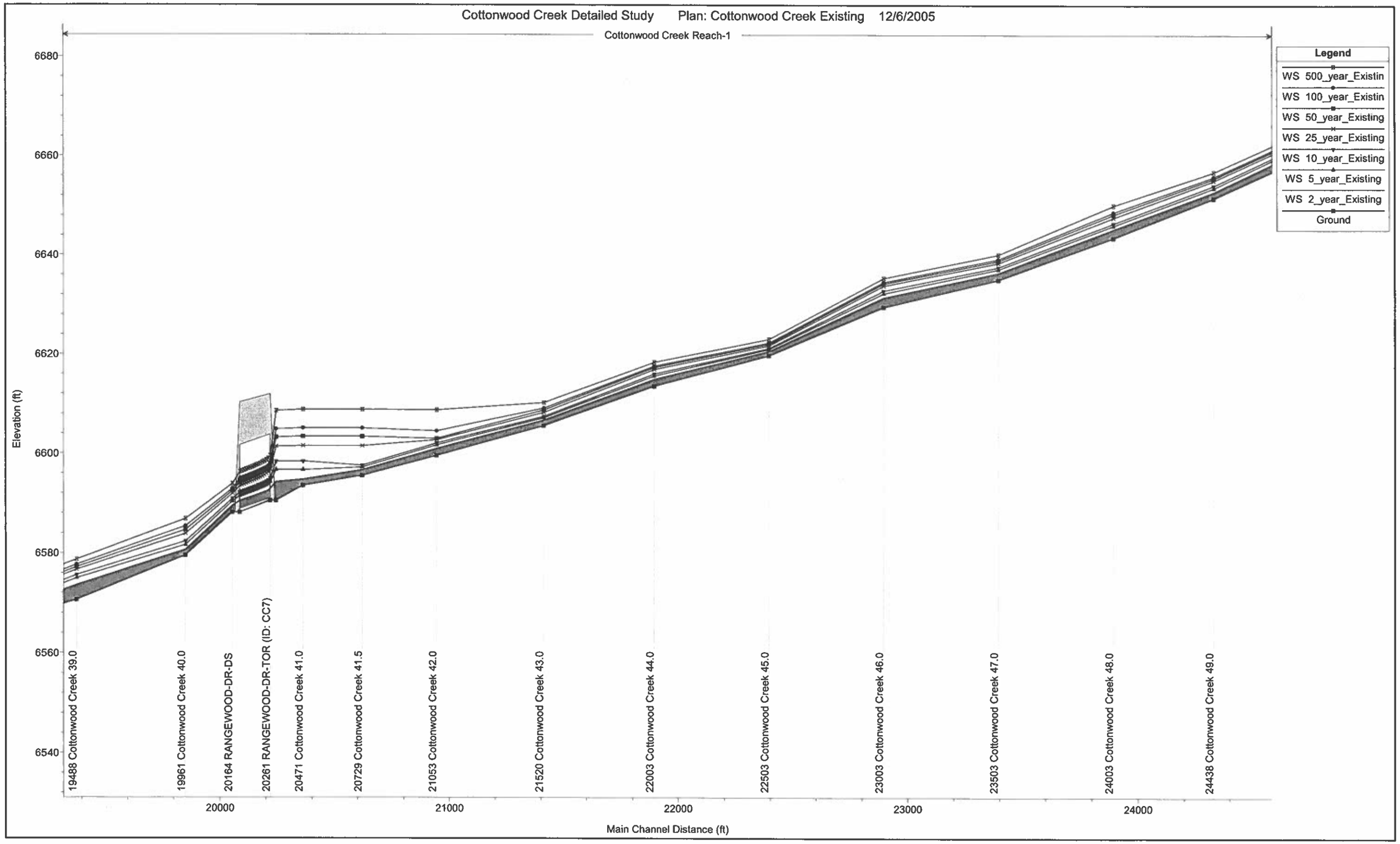
Cottonwood Creek Detailed Study Plan: Cottonwood Creek Existing 12/6/2005
Cottonwood Creek Reach-1
Legend
WS 500_year_Existin
WS 100_year_Existin
WS 50_year_Existing
WS 25_year_Existing
WS 10_year_Existing
WS 5_year_Existing
WS 2_year_Existing
Ground
Elevation (ft)
6680
6660
6640
6620
6600
6580
6560
6540
19488 Cottonwood Creek 39.0
19961 Cottonwood Creek 40.0
20164 RANGEWOOD-DR-DS
20261 RANGEWOOD-DR-TOR (ID: CC7)
20471 Cottonwood Creek 41.0
20729 Cottonwood Creek 41.5
21053 Cottonwood Creek 42.0
21520 Cottonwood Creek 43.0
22003 Cottonwood Creek 44.0
22503 Cottonwood Creek 45.0
23003 Cottonwood Creek 46.0
23503 Cottonwood Creek 47.0
24003 Cottonwood Creek 48.0
24438 Cottonwood Creek 49.0
20000
21000
22000
23000
24000
Main Channel Distance (ft)

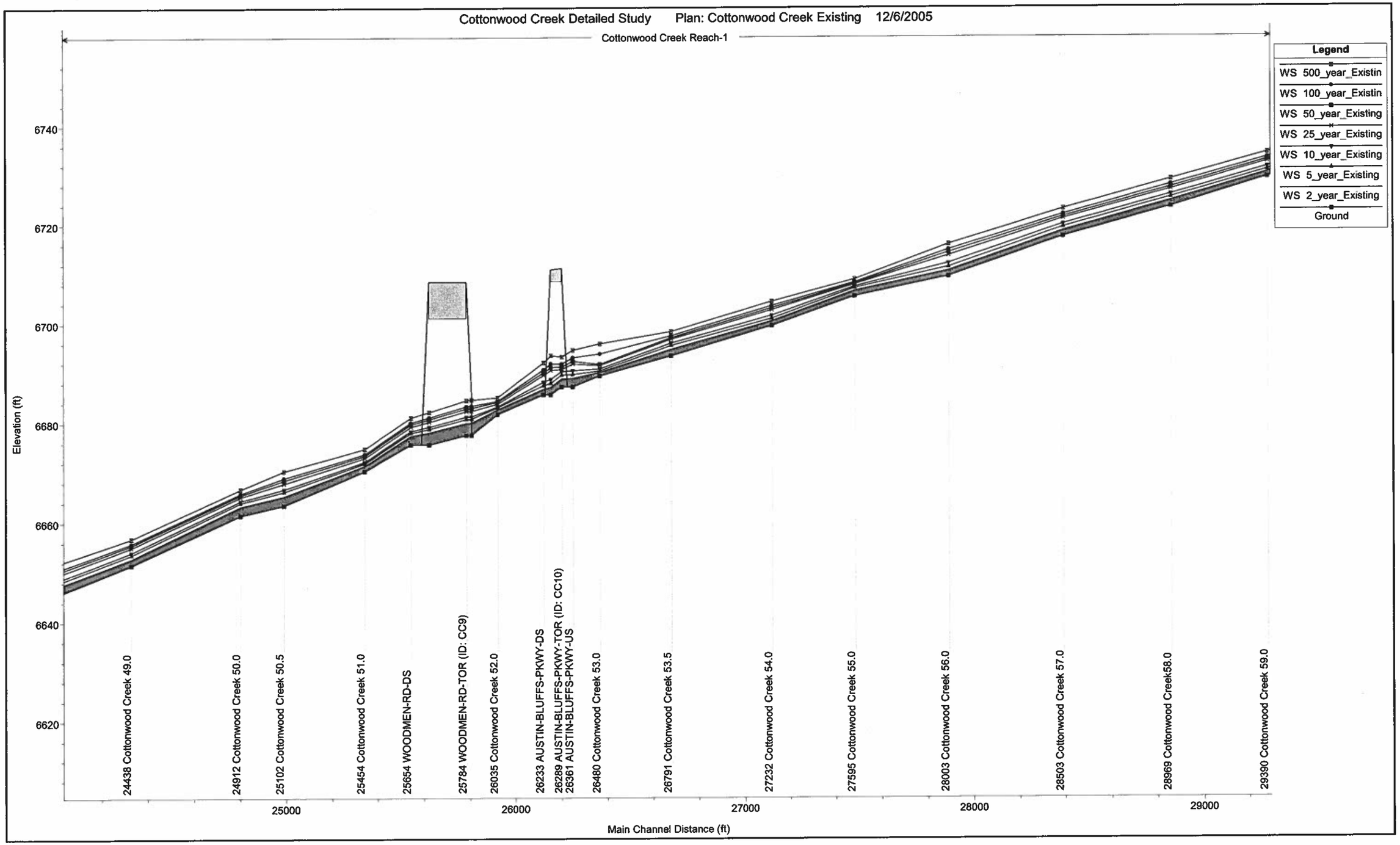
Cottonwood Creek Detailed Study Plan: Cottonwood Creek Existing 12/6/2005
Cottonwood Creek Reach-1
Legend
WS 500_year_Existin
WS 100_year_Existin
WS 50_year_Existing
WS 25_year_Existing
WS 10_year_Existing
WS 5_year_Existing
WS 2_year_Existing
Ground
Elevation (ft)
6740
6720
6700
6680
6660
6640
6620
24438 Cottonwood Creek 49.0
24912 Cottonwood Creek 50.0
25102 Cottonwood Creek 50.5
25454 Cottonwood Creek 51.0
25654 WOODMEN-RD-DS
25784 WOODMEN-RD-TOR (ID: CC9)
26035 Cottonwood Creek 52.0
26233 AUSTIN-BLUFFS-PKWY-DS
26289 AUSTIN-BLUFFS-PKWY-TOR (ID: CC10)
26361 AUSTIN-BLUFFS-PKWY-US
26480 Cottonwood Creek 53.0
26791 Cottonwood Creek 53.5
27232 Cottonwood Creek 54.0
27595 Cottonwood Creek 55.0
28003 Cottonwood Creek 56.0
28503 Cottonwood Creek 57.0
28969 Cottonwood Creek58.0
29390 Cottonwood Creek 59.0
25000
26000
27000
28000
29000
Main Channel Distance (ft)

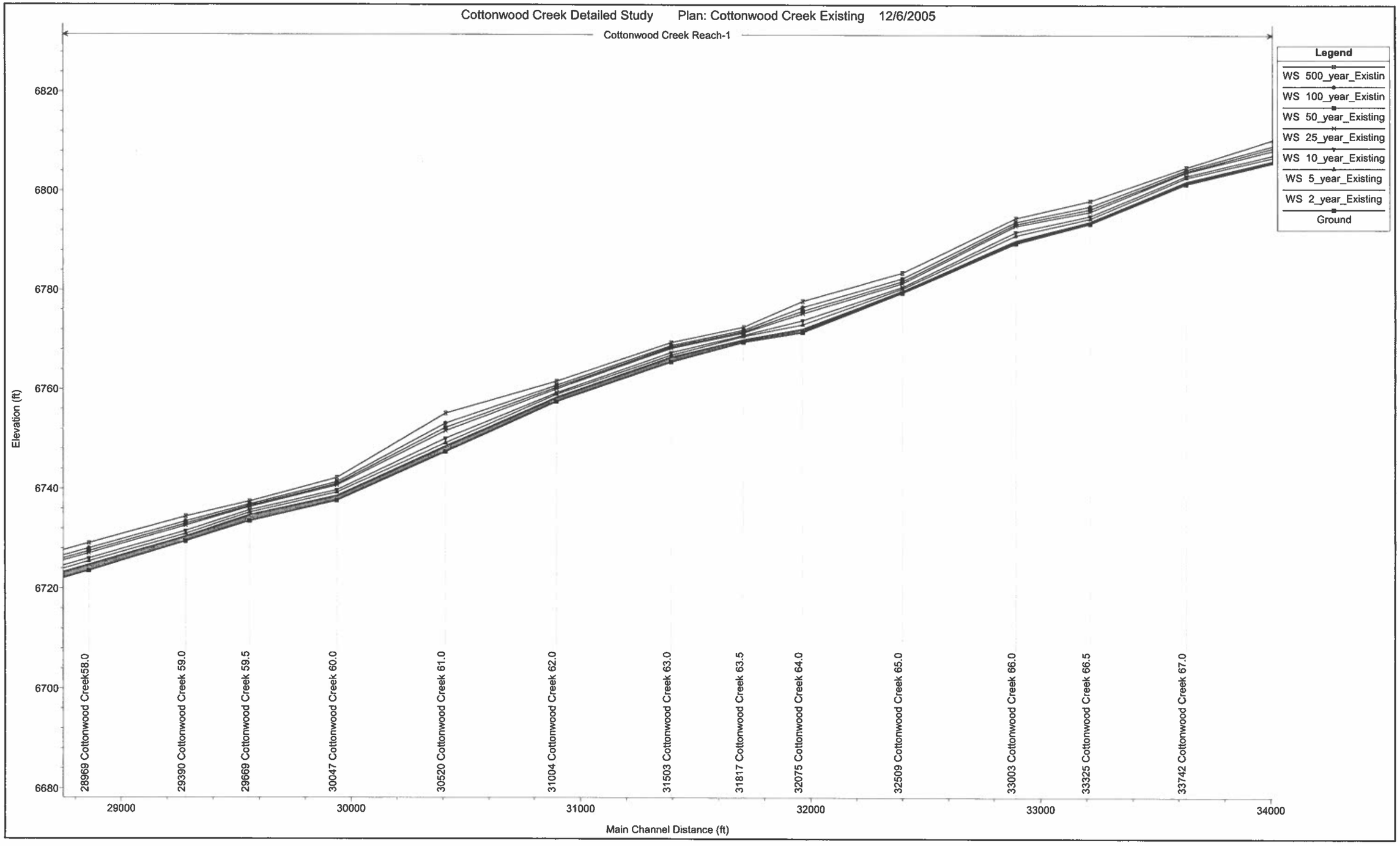
Cottonwood Creek Detailed Study Plan: Cottonwood Creek Existing 12/6/2005
Cottonwood Creek Reach-1
Legend
WS 500_year_Existin
WS 100_year_Existin
WS 50_year_Existing
WS 25_year_Existing
WS 10_year_Existing
WS 5_year_Existing
WS 2_year_Existing
Ground
Elevation (ft)
6820
6800
6780
6760
6740
6720
6700
6680
28969 Cottonwood Creek58.0
29390 Cottonwood Creek 59.0
29669 Cottonwood Creek 59.5
30047 Cottonwood Creek 60.0
30520 Cottonwood Creek 61.0
31004 Cottonwood Creek 62.0
31503 Cottonwood Creek 63.0
31817 Cottonwood Creek 63.5
32075 Cottonwood Creek 64.0
32509 Cottonwood Creek 65.0
33003 Cottonwood Creek 66.0
33325 Cottonwood Creek 66.5
33742 Cottonwood Creek 67.0
29000
30000
31000
32000
33000
34000
Main Channel Distance (ft)

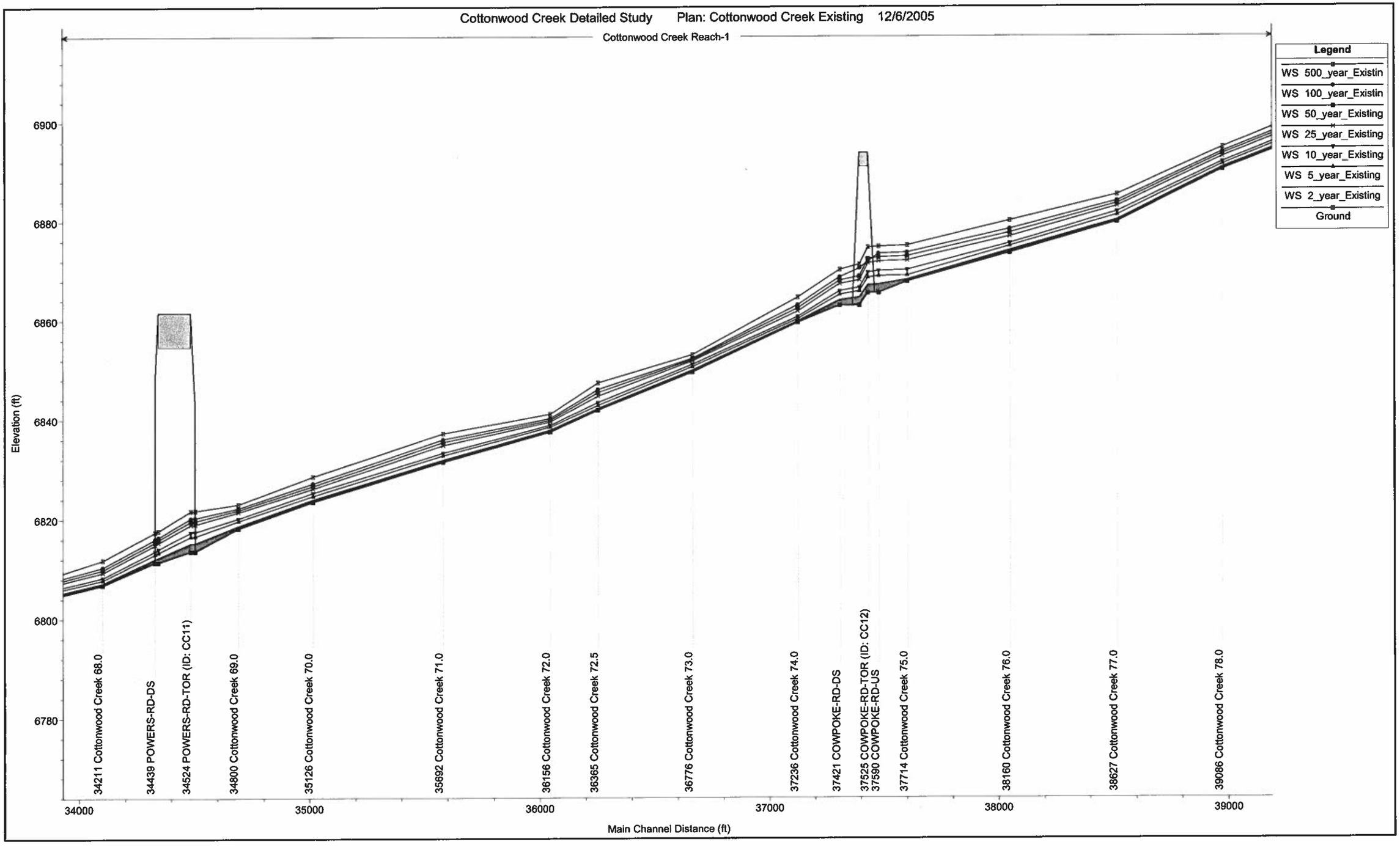
Cottonwood Creek Detailed Study Plan: Cottonwood Creek Existing 12/6/2005
Cottonwood Creek Reach-1
Legend
WS 500_year_Existin
WS 100_year_Existin
WS 50_year_Existing
WS 25_year_Existing
WS 10_year_Existing
WS 5_year_Existing
WS 2_year_Existing
Ground
Elevation (ft)
6900
6880
6860
6840
6820
6800
6780
34211 Cottonwood Creek 68.0
34439 POWERS-RD-DS
34524 POWERS-RD-TOR (ID: CC11)
34800 Cottonwood Creek 69.0
35126 Cottonwood Creek 70.0
35692 Cottonwood Creek 71.0
36156 Cottonwood Creek 72.0
36365 Cottonwood Creek 72.5
36776 Cottonwood Creek 73.0
37236 Cottonwood Creek 74.0
37421 COWPOKE-RD-DS
37525 COWPOKE-RD-TOR (ID: CC12)
37590 COWPOKE-RD-US
37714 Cottonwood Creek 75.0
38160 Cottonwood Creek 76.0
38627 Cottonwood Creek 77.0
39086 Cottonwood Creek 78.0
34000
35000
36000
37000
38000
39000
Main Channel Distance (ft)

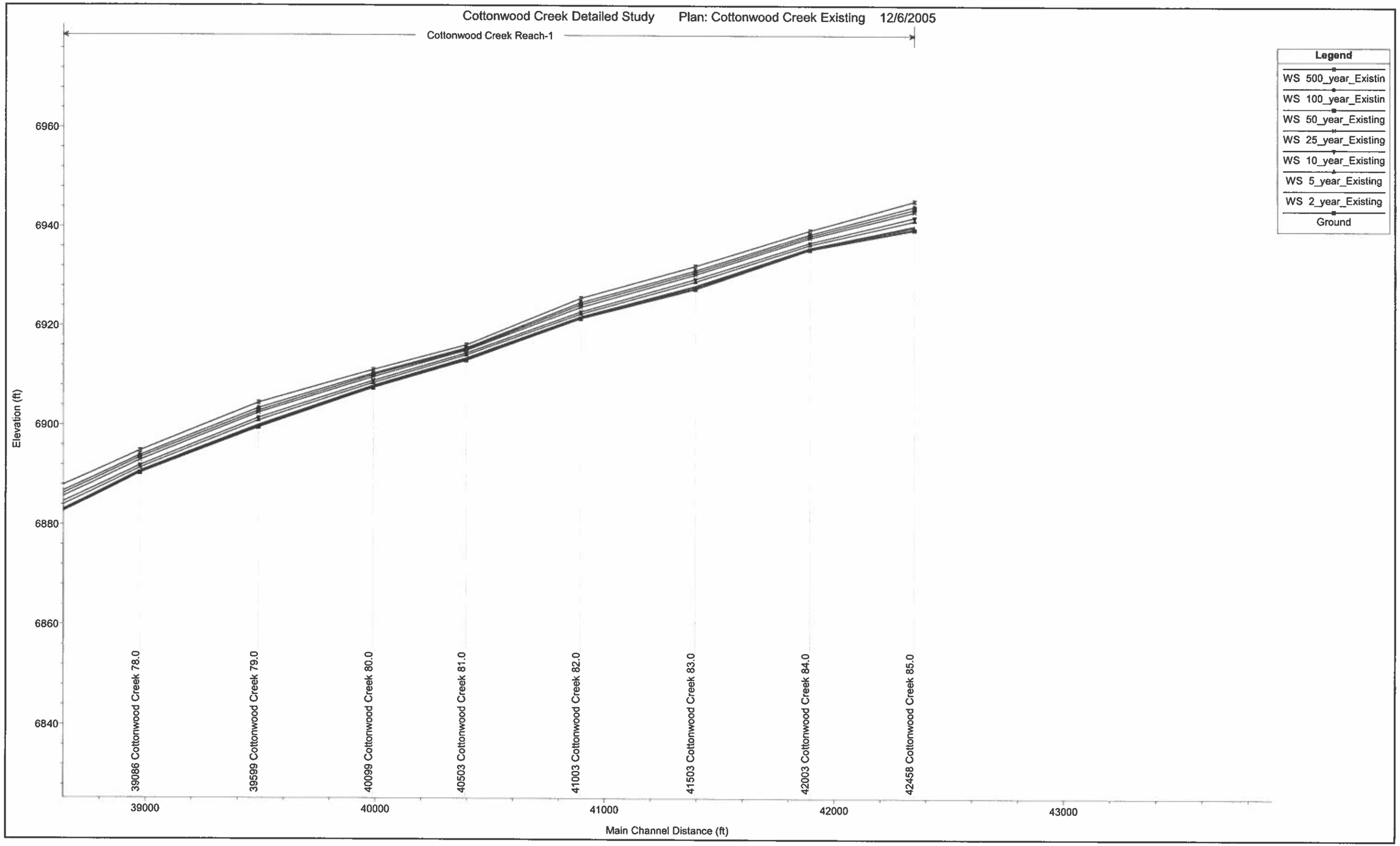
Cottonwood Creek Detailed Study
Plan: Cottonwood Creek Existing 12/6/2005
Cottonwood Creek Reach-1
Legend
WS 500_year_Existin
WS 100_year_Existin
WS 50_year_Existing
WS 25_year_Existing
WS 10_year_Existing
WS 5_year_Existing
WS 2_year_Existing
Ground
Elevation (ft)
6960
6940
6920
6900
6880
6860
6840
39086 Cottonwood Creek 78.0
39599 Cottonwood Creek 79.0
40099 Cottonwood Creek 80.0
40503 Cottonwood Creek 81.0
41003 Cottonwood Creek 82.0
41503 Cottonwood Creek 83.0
42003 Cottonwood Creek 84.0
42458 Cottonwood Creek 85.0
39000
40000
41000
42000
43000
Main Channel Distance (ft)

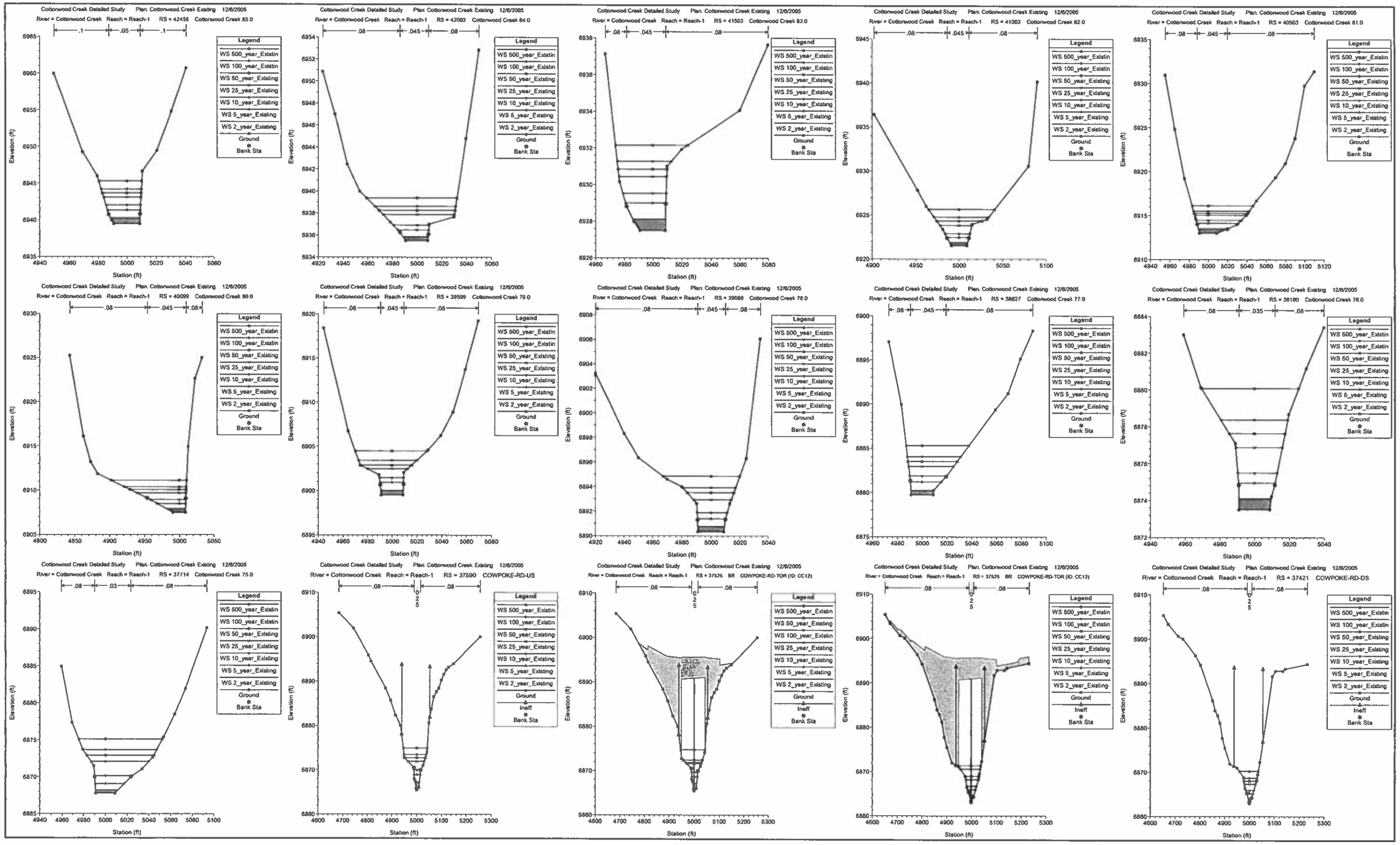
Cottonwood Creek Detailed Study Plan: Cottonwood Creek Existing 12/6/2005
River = Cottonwood Creek Reach = Reach-1 RS = 42458 Cottonwood Creek 85.0
River = Cottonwood Creek Reach = Reach-1 RS = 42003 Cottonwood Creek 84.0
River = Cottonwood Creek Reach = Reach-1 RS = 41503 Cottonwood Creek 83.0
River = Cottonwood Creek Reach = Reach-1 RS = 41003 Cottonwood Creek 82.0
River = Cottonwood Creek Reach = Reach-1 RS = 40503 Cottonwood Creek 81.0
River = Cottonwood Creek Reach = Reach-1 RS = 40099 Cottonwood Creek 80.0
River = Cottonwood Creek Reach = Reach-1 RS = 39599 Cottonwood Creek 79.0
River = Cottonwood Creek Reach = Reach-1 RS = 39088 Cottonwood Creek 78.0
River = Cottonwood Creek Reach = Reach-1 RS = 38627 Cottonwood Creek 77.0
River = Cottonwood Creek Reach = Reach-1 RS = 38180 Cottonwood Creek 76.0
River = Cottonwood Creek Reach = Reach-1 RS = 37714 Cottonwood Creek 75.0
River = Cottonwood Creek Reach = Reach-1 RS = 37590 COWPOKE-RD-US
River = Cottonwood Creek Reach = Reach-1 RS = 37525 BR COWPOKE-RD-TOR (ID: CC12)
River = Cottonwood Creek Reach = Reach-1 RS = 37525 BR COWPOKE-RD-TOR (ID: CC12)
River = Cottonwood Creek Reach = Reach-1 RS = 37421 COWPOKE-RD-DS
Legend
WS 500_year_Existin
WS 100_year_Existin
WS 50_year_Existing
WS 25_year_Existing
WS 10_year_Existing
WS 5_year_Existing
WS 2_year_Existing
Ground
Ineff
Bank Sta
Elevation (ft)
Station (ft)

Cottonwood Creek Detailed Study Plan: Cottonwood Creek Existing 12/6/2005
River = Cottonwood Creek Reach = Reach-1 RS = 37238 Cottonwood Creek 74.0

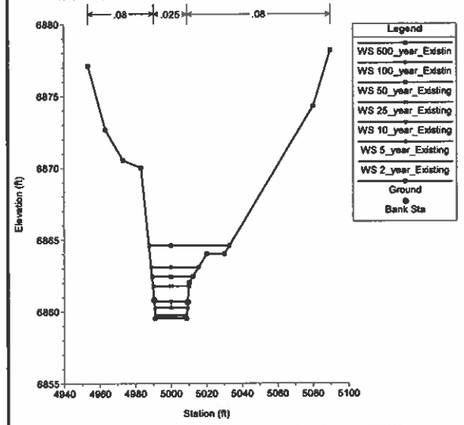

Cottonwood Creek Detailed Study Plan: Cottonwood Creek Existing 12/6/2005
River = Cottonwood Creek Reach = Reach-1 RS = 38776 Cottonwood Creek 73.0

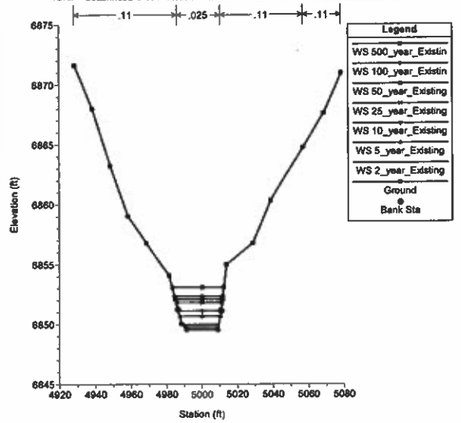

Cottonwood Creek Detailed Study Plan: Cottonwood Creek Existing 12/6/2005
River = Cottonwood Creek Reach = Reach-1 RS = 38365 Cottonwood Creek 72.5

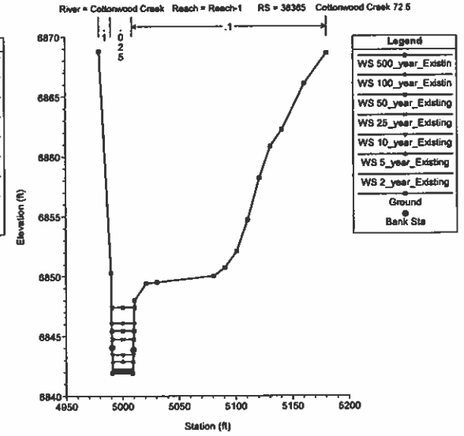

Cottonwood Creek Detailed Study Plan: Cottonwood Creek Existing 12/6/2005
River = Cottonwood Creek Reach = Reach-1 RS = 36156 Cottonwood Creek 72.0

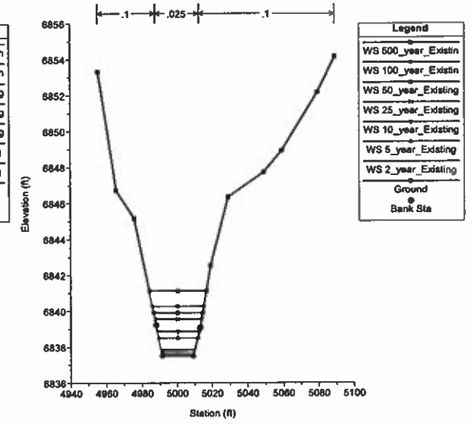

Cottonwood Creek Detailed Study Plan: Cottonwood Creek Existing 12/6/2005
River = Cottonwood Creek Reach = Reach-1 RS = 35892 Cottonwood Creek 71.0

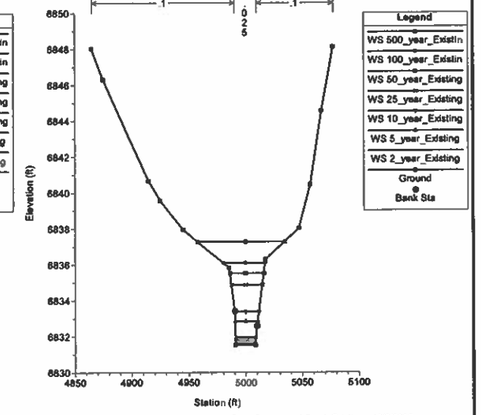

Cottonwood Creek Detailed Study Plan: Cottonwood Creek Existing 12/6/2005
River = Cottonwood Creek Reach = Reach-1 RS = 35128 Cottonwood Creek 70.0

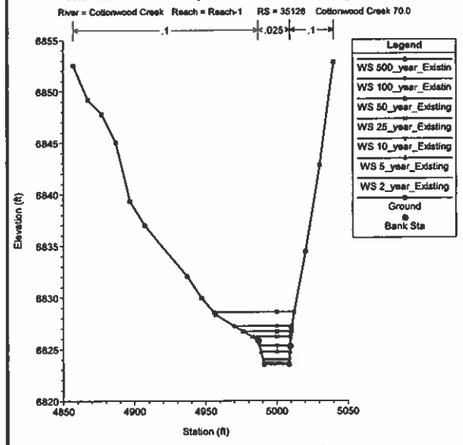

Cottonwood Creek Detailed Study Plan: Cottonwood Creek Existing 12/6/2005
River = Cottonwood Creek Reach = Reach-1 RS = 34600 Cottonwood Creek 69.0

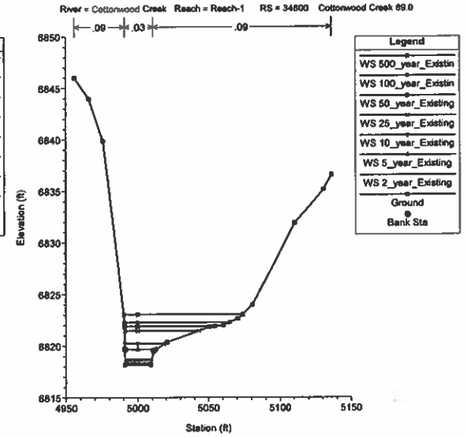

Cottonwood Creek Detailed Study Plan: Cottonwood Creek Existing 12/6/2005
River = Cottonwood Creek Reach = Reach-1 RS = 34614 POWERS-RD-US

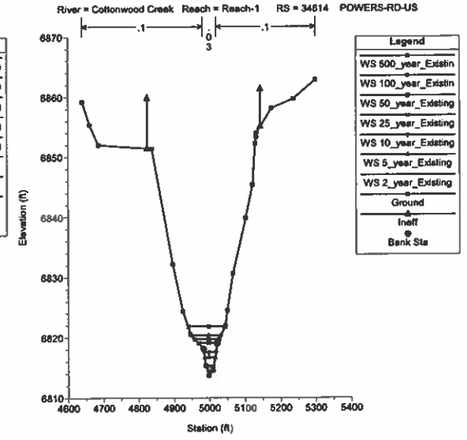

Cottonwood Creek Detailed Study Plan: Cottonwood Creek Existing 12/6/2005
River = Cottonwood Creek Reach = Reach-1 RS = 34524 BR POWERS-RD-TOR (ID: CC11)

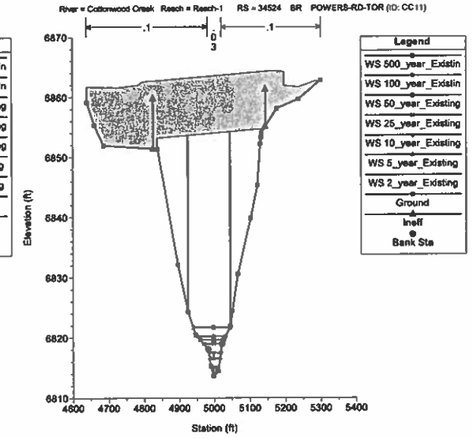

Cottonwood Creek Detailed Study Plan: Cottonwood Creek Existing 12/6/2005
River = Cottonwood Creek Reach = Reach-1 RS = 34524 BR POWERS-RD-TOR (ID: CC11)

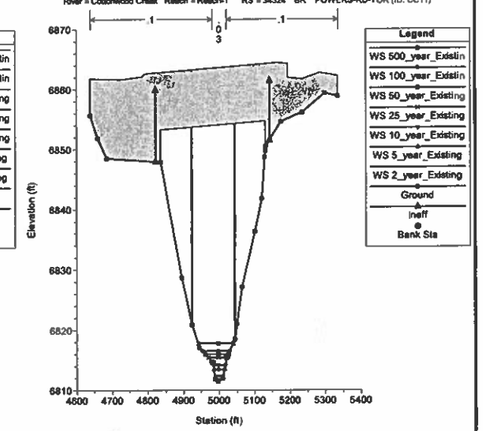

Cottonwood Creek Detailed Study Plan: Cottonwood Creek Existing 12/6/2005
River = Cottonwood Creek Reach = Reach-1 RS = 34439 POWERS-RD-DS

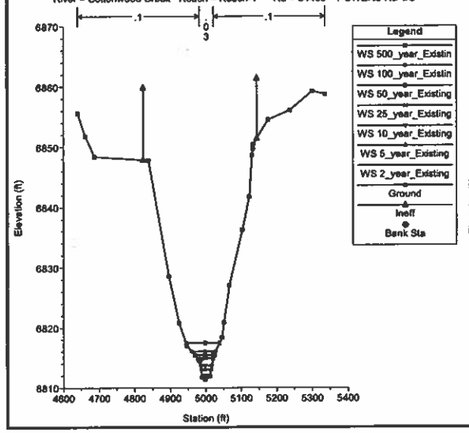

Cottonwood Creek Detailed Study Plan: Cottonwood Creek Existing 12/6/2005
River = Cottonwood Creek Reach = Reach-1 RS = 34211 Cottonwood Creek 68.0

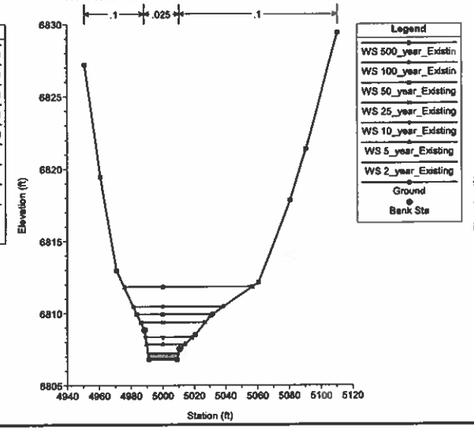

Cottonwood Creek Detailed Study Plan: Cottonwood Creek Existing 12/6/2005
River = Cottonwood Creek Reach = Reach-1 RS = 33742 Cottonwood Creek 67.0

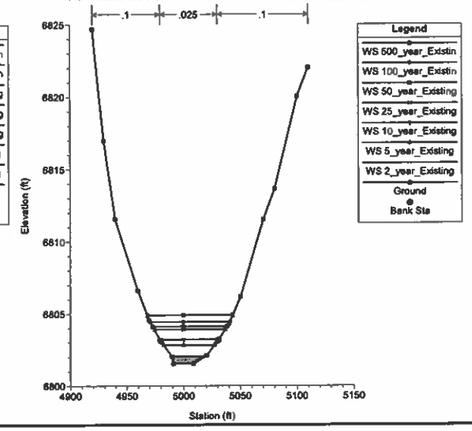

Cottonwood Creek Detailed Study Plan: Cottonwood Creek Existing 12/6/2005
River = Cottonwood Creek Reach = Reach-1 RS = 33325 Cottonwood Creek 66.5

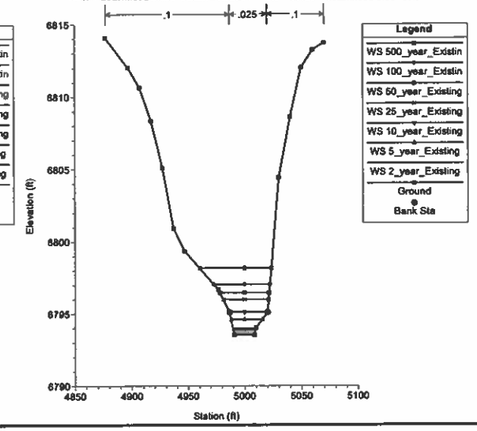

Cottonwood Creek Detailed Study Plan: Cottonwood Creek Existing 12/6/2005
River = Cottonwood Creek Reach = Reach-1 RS = 33003 Cottonwood Creek 66.0

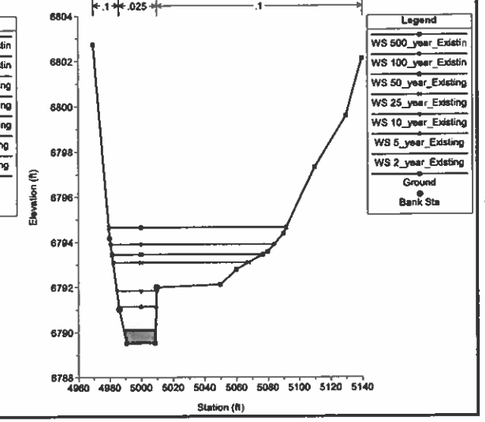

Cottonwood Creek Detailed Study Plan: Cottonwood Creek Existing 12/6/2005
River = Cottonwood Creek Reach = Reach-1 RS = 32509 Cottonwood Creek 65.0

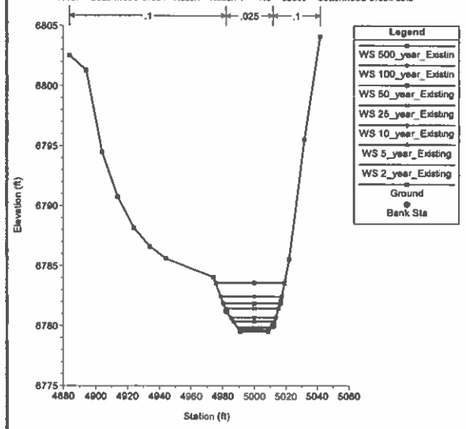

Cottonwood Creek Detailed Study Plan: Cottonwood Creek Existing 12/6/2005
River = Cottonwood Creek Reach = Reach-1 RS = 32075 Cottonwood Creek 64.0



Cottonwood Creek Detailed Study Plan: Cottonwood Creek Existing 12/6/2005
River = Cottonwood Creek Reach = Reach-1 RS = 31817 Cottonwood Creek 63.5

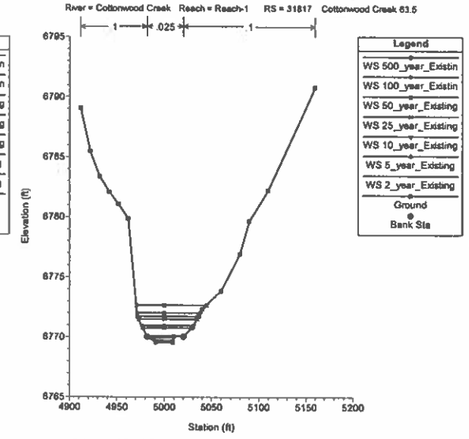

Cottonwood Creek Detailed Study Plan: Cottonwood Creek Existing 12/6/2005
River = Cottonwood Creek Reach = Reach-1 RS = 31503 Cottonwood Creek 63.0



Cottonwood Creek Detailed Study Plan: Cottonwood Creek Existing 12/6/2005
River = Cottonwood Creek Reach = Reach-1 RS = 31004 Cottonwood Creek 62.0

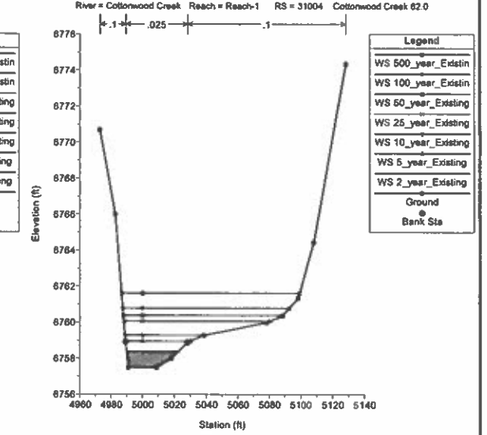

Cottonwood Creek Detailed Study Plan: Cottonwood Creek Existing 12/6/2005
River = Cottonwood Creek Reach = Reach-1 RS = 30520 Cottonwood Creek 61.0

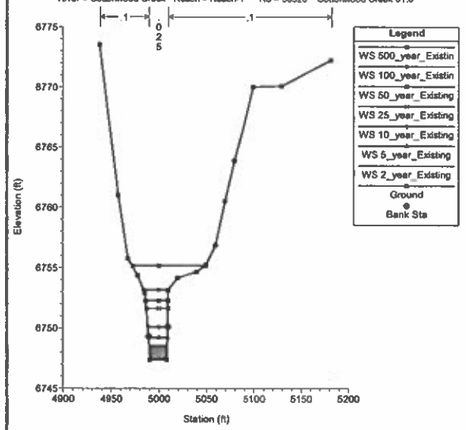

Cottonwood Creek Detailed Study Plan: Cottonwood Creek Existing 12/6/2005
River = Cottonwood Creek Reach = Reach-1 RS = 30047 Cottonwood Creek 60.0

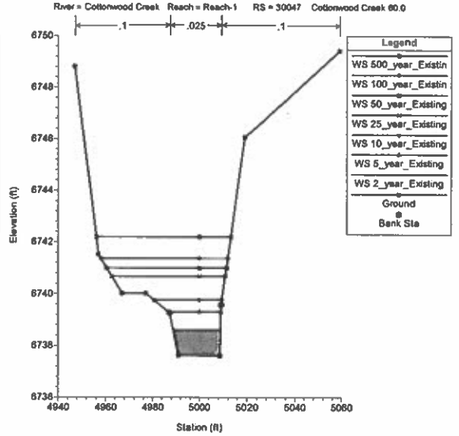

Cottonwood Creek Detailed Study Plan: Cottonwood Creek Existing 12/6/2005
River = Cottonwood Creek Reach = Reach-1 RS = 29889 Cottonwood Creek 59.5

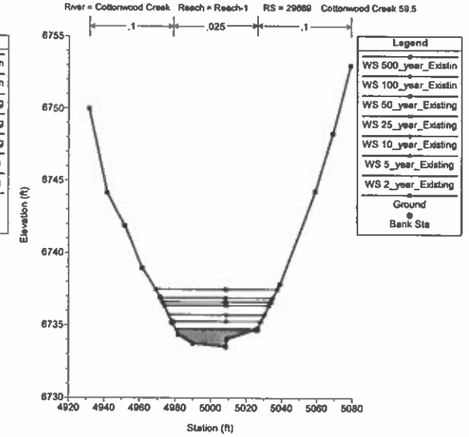

Cottonwood Creek Detailed Study Plan: Cottonwood Creek Existing 12/6/2005
River = Cottonwood Creek Reach = Reach-1 RS = 29390 Cottonwood Creek 59.0

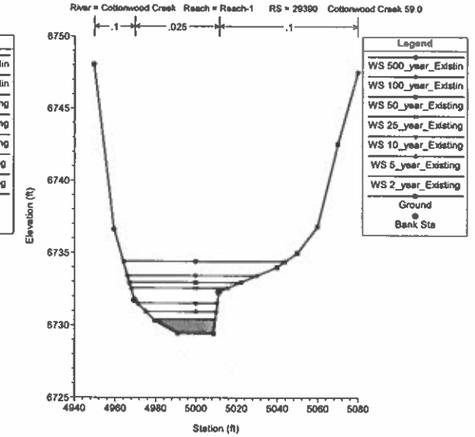

Cottonwood Creek Detailed Study Plan: Cottonwood Creek Existing 12/6/2005
River = Cottonwood Creek Reach = Reach-1 RS = 28969 Cottonwood Creek58.0

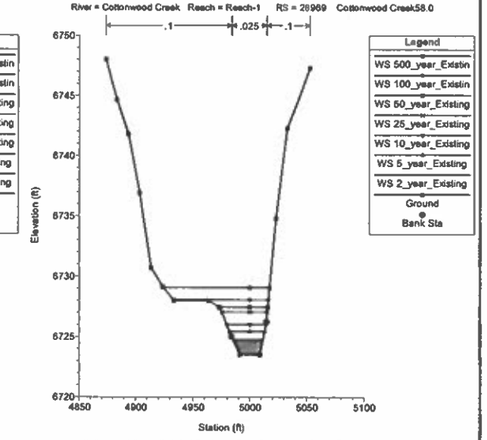

Cottonwood Creek Detailed Study Plan: Cottonwood Creek Existing 12/6/2005
River = Cottonwood Creek Reach = Reach-1 RS = 28503 Cottonwood Creek 57.0

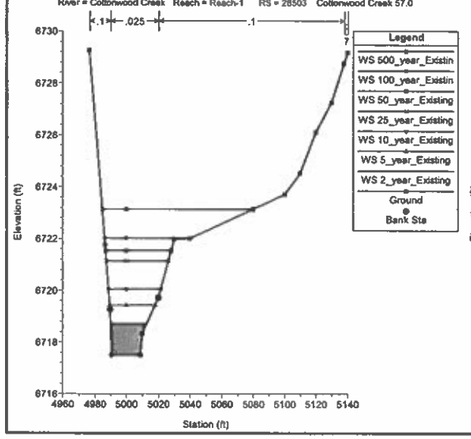

Cottonwood Creek Detailed Study Plan: Cottonwood Creek Existing 12/6/2005
River = Cottonwood Creek Reach = Reach-1 RS = 28003 Cottonwood Creek 56.0

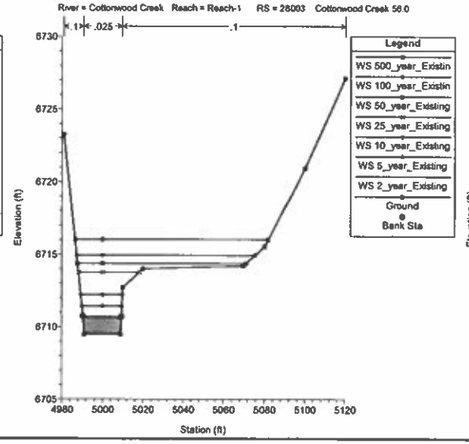

Cottonwood Creek Detailed Study Plan: Cottonwood Creek Existing 12/6/2005
River = Cottonwood Creek Reach = Reach-1 RS = 27595 Cottonwood Creek 55.0

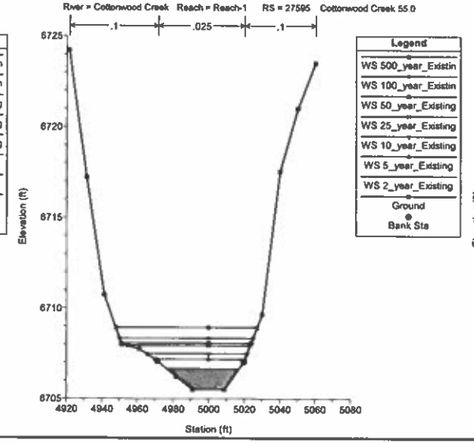

Cottonwood Creek Detailed Study Plan: Cottonwood Creek Existing 12/6/2005
River = Cottonwood Creek Reach = Reach-1 RS = 27232 Cottonwood Creek 54.0



Cottonwood Creek Detailed Study Plan: Cottonwood Creek Existing 12/6/2005
River = Cottonwood Creek Reach = Reach-1 RS = 26791 Cottonwood Creek 53.5

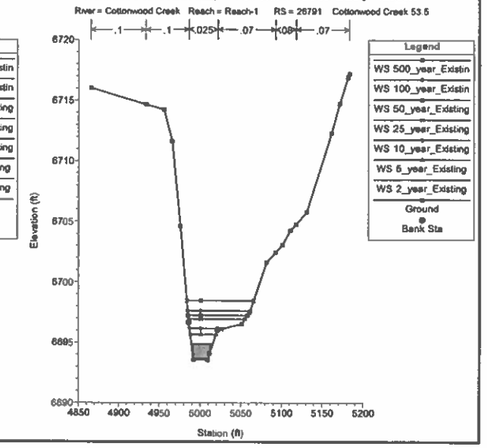

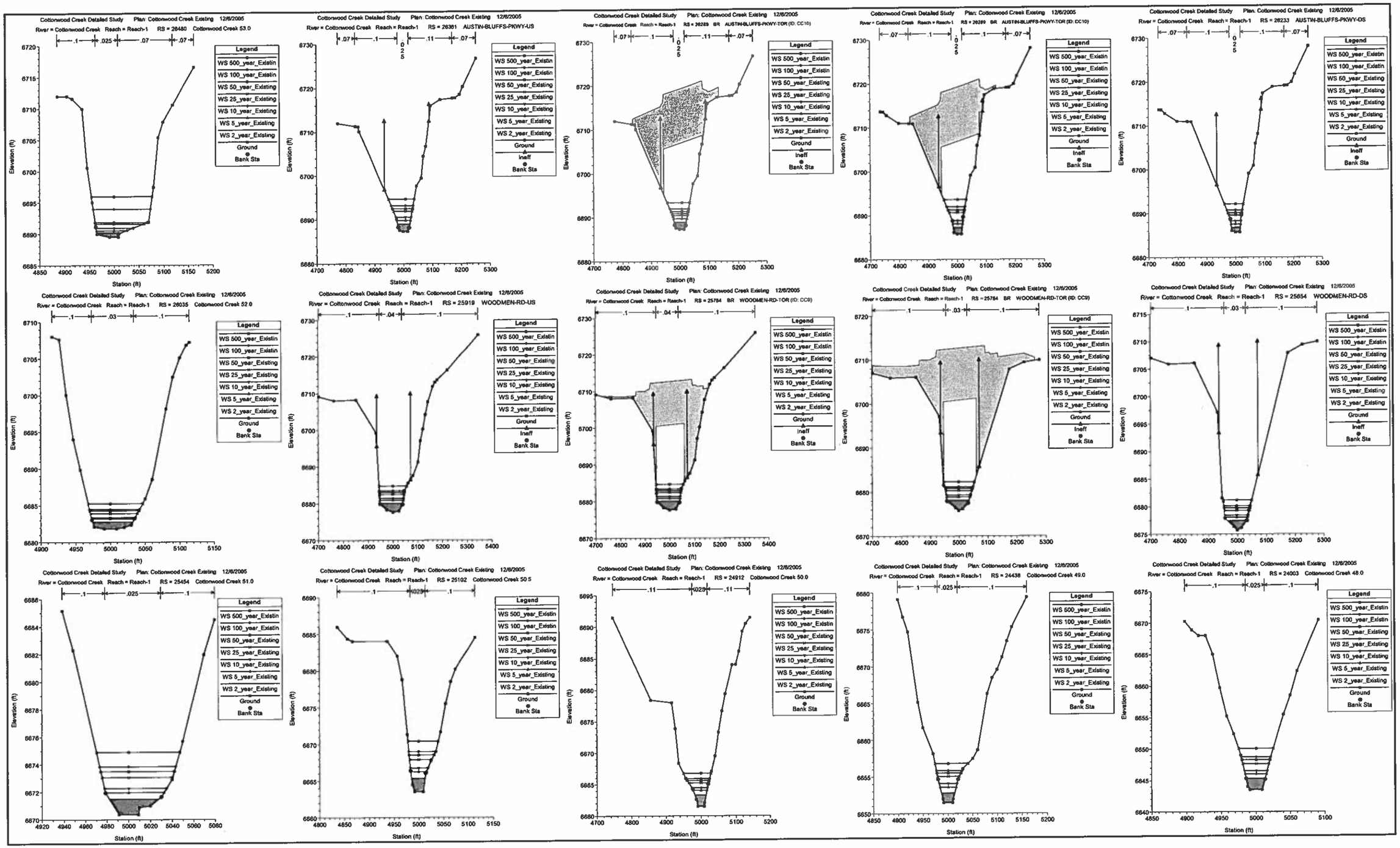
Cottonwood Creek Detailed Study Plan: Cottonwood Creek Existing 12/6/2005
River = Cottonwood Creek Reach = Reach-1 RS = 26480 Cottonwood Creek 53.0
River = Cottonwood Creek Reach = Reach-1 RS = 26361 AUSTIN-BLUFFS-PKWY-US
River = Cottonwood Creek Reach = Reach-1 RS = 26289 BR AUSTIN-BLUFFS-PKWY-TOR (ID: CC10)
River = Cottonwood Creek Reach = Reach-1 RS = 26233 AUSTIN-BLUFFS-PKWY-DS
River = Cottonwood Creek Reach = Reach-1 RS = 26035 Cottonwood Creek 52.0
River = Cottonwood Creek Reach = Reach-1 RS = 25919 WOODMEN-RD-US
River = Cottonwood Creek Reach = Reach-1 RS = 25784 BR WOODMEN-RD-TOR (ID: CC9)
River = Cottonwood Creek Reach = Reach-1 RS = 25654 WOODMEN-RD-DS
River = Cottonwood Creek Reach = Reach-1 RS = 25454 Cottonwood Creek 51.0
River = Cottonwood Creek Reach = Reach-1 RS = 25102 Cottonwood Creek 50.5
River = Cottonwood Creek Reach = Reach-1 RS = 24912 Cottonwood Creek 50.0
River = Cottonwood Creek Reach = Reach-1 RS = 24438 Cottonwood Creek 49.0
River = Cottonwood Creek Reach = Reach-1 RS = 24003 Cottonwood Creek 48.0
Legend
WS 500_year_Existin
WS 100_year_Existin
WS 50_year_Existing
WS 25_year_Existing
WS 10_year_Existing
WS 5_year_Existing
WS 2_year_Existing
Ground
Ineff
Bank Sta
Elevation (ft)
Station (ft)

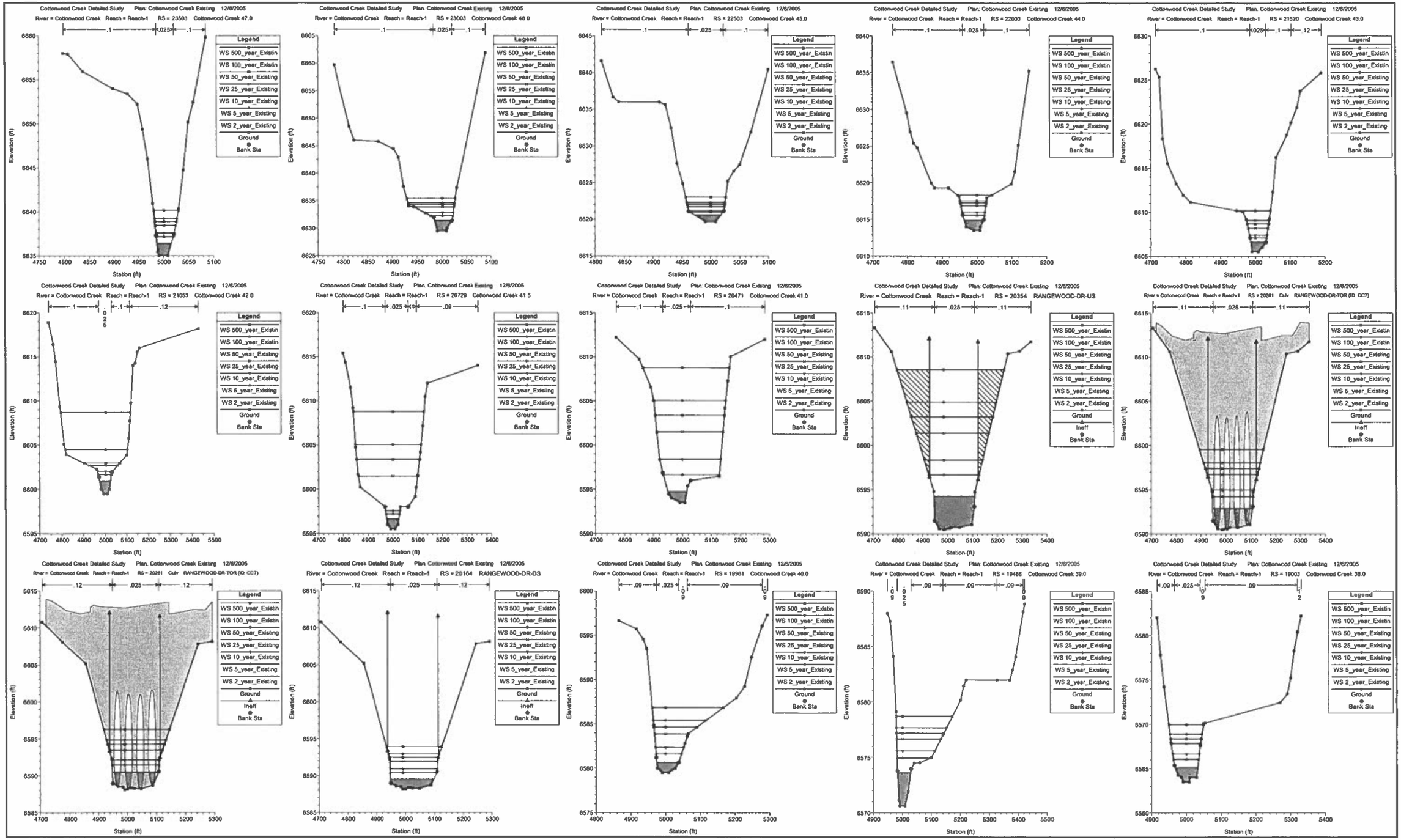
Cottonwood Creek Detailed Study Plan: Cottonwood Creek Existing 12/6/2005
River = Cottonwood Creek Reach = Reach-1 RS = 23503 Cottonwood Creek 47.0
River = Cottonwood Creek Reach = Reach-1 RS = 23003 Cottonwood Creek 46.0
River = Cottonwood Creek Reach = Reach-1 RS = 22503 Cottonwood Creek 45.0
River = Cottonwood Creek Reach = Reach-1 RS = 22003 Cottonwood Creek 44.0
River = Cottonwood Creek Reach = Reach-1 RS = 21520 Cottonwood Creek 43.0
River = Cottonwood Creek Reach = Reach-1 RS = 21053 Cottonwood Creek 42.0
River = Cottonwood Creek Reach = Reach-1 RS = 20729 Cottonwood Creek 41.5
River = Cottonwood Creek Reach = Reach-1 RS = 20471 Cottonwood Creek 41.0
River = Cottonwood Creek Reach = Reach-1 RS = 20354 RANGEWOOD-DR-US
River = Cottonwood Creek Reach = Reach-1 RS = 20281 Culv RANGEWOOD-DR-TOR (ID: CC7)
River = Cottonwood Creek Reach = Reach-1 RS = 20164 RANGEWOOD-DR-DS
River = Cottonwood Creek Reach = Reach-1 RS = 19961 Cottonwood Creek 40.0
River = Cottonwood Creek Reach = Reach-1 RS = 19486 Cottonwood Creek 39.0
River = Cottonwood Creek Reach = Reach-1 RS = 19003 Cottonwood Creek 38.0
Legend
WS 500_year_Existin
WS 100_year_Existin
WS 50_year_Existing
WS 25_year_Existing
WS 10_year_Existing
WS 5_year_Existing
WS 2_year_Existing
Ground
Ineff
Bank Sta
Elevation (ft)
Station (ft)

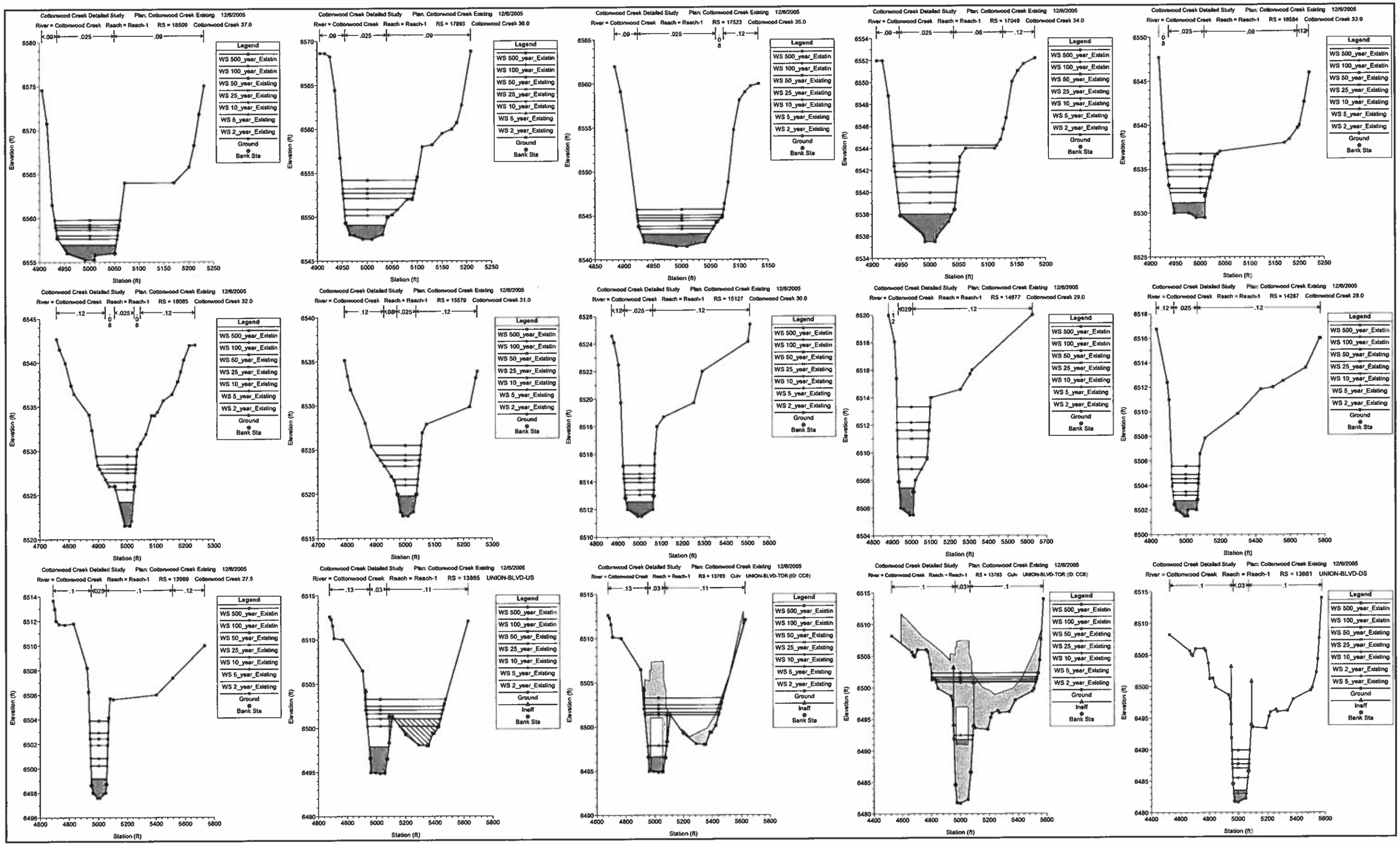
Cottonwood Creek Detailed Study Plan: Cottonwood Creek Existing 12/6/2005
River = Cottonwood Creek Reach = Reach-1 RS = 18509 Cottonwood Creek 37.0
River = Cottonwood Creek Reach = Reach-1 RS = 17993 Cottonwood Creek 36.0
River = Cottonwood Creek Reach = Reach-1 RS = 17523 Cottonwood Creek 35.0
River = Cottonwood Creek Reach = Reach-1 RS = 17049 Cottonwood Creek 34.0
River = Cottonwood Creek Reach = Reach-1 RS = 16584 Cottonwood Creek 33.0
River = Cottonwood Creek Reach = Reach-1 RS = 16065 Cottonwood Creek 32.0
River = Cottonwood Creek Reach = Reach-1 RS = 15579 Cottonwood Creek 31.0
River = Cottonwood Creek Reach = Reach-1 RS = 15127 Cottonwood Creek 30.0
River = Cottonwood Creek Reach = Reach-1 RS = 14677 Cottonwood Creek 29.0
River = Cottonwood Creek Reach = Reach-1 RS = 14287 Cottonwood Creek 28.0
River = Cottonwood Creek Reach = Reach-1 RS = 13989 Cottonwood Creek 27.5
River = Cottonwood Creek Reach = Reach-1 RS = 13865 UNION-BLVD-US
River = Cottonwood Creek Reach = Reach-1 RS = 13763 Culv UNION-BLVD-TOR (ID: CC8)
River = Cottonwood Creek Reach = Reach-1 RS = 13661 UNION-BLVD-DS
Legend
WS 500_year_Existin
WS 100_year_Existin
WS 50_year_Existing
WS 25_year_Existing
WS 10_year_Existing
WS 5_year_Existing
WS 2_year_Existing
Ground
Ineff
Bank Sta
Elevation (ft)
Station (ft)

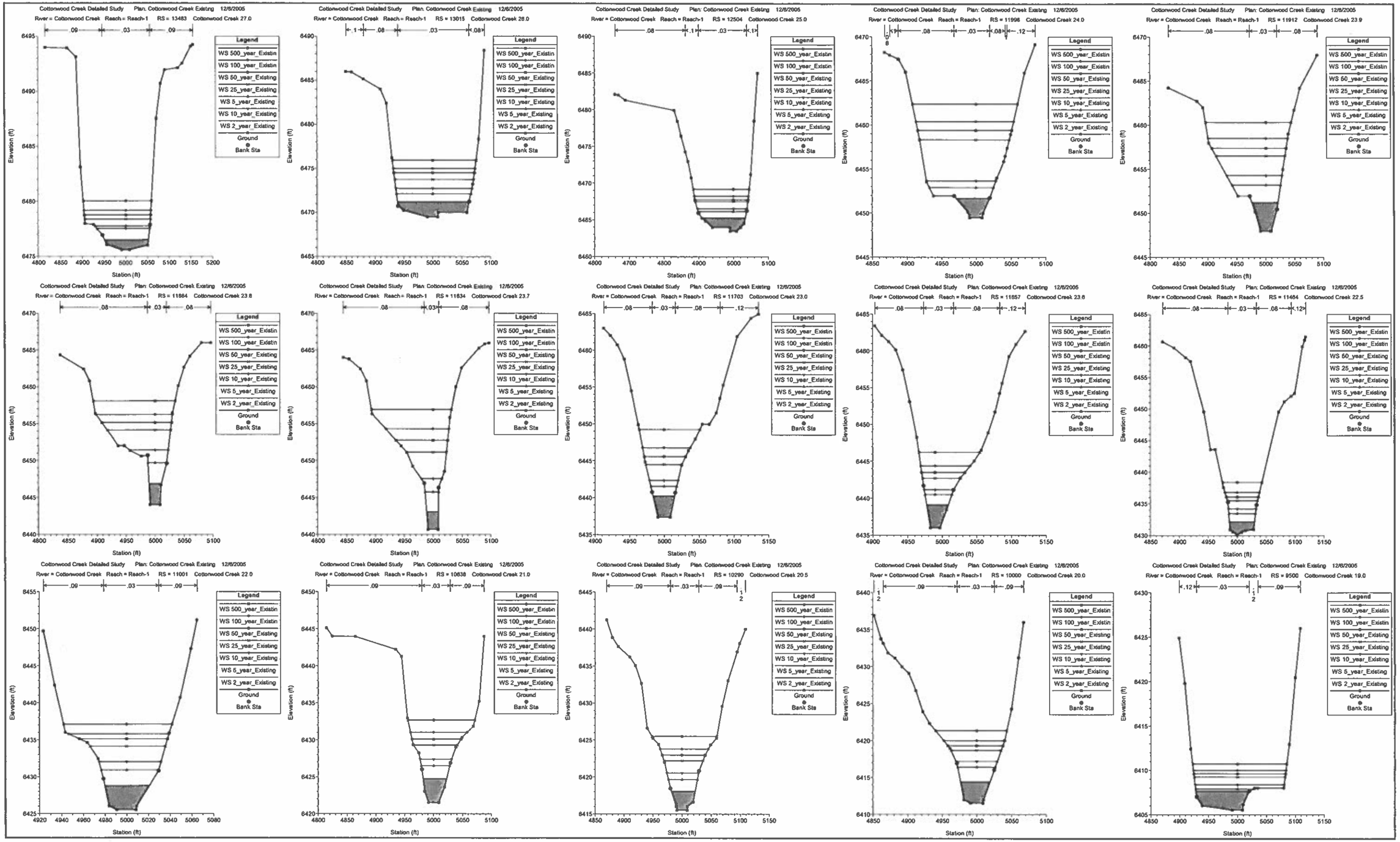
Cottonwood Creek Detailed Study Plan: Cottonwood Creek Existing 12/6/2005
River = Cottonwood Creek Reach = Reach-1 RS = 13483 Cottonwood Creek 27.0
River = Cottonwood Creek Reach = Reach-1 RS = 13015 Cottonwood Creek 26.0
River = Cottonwood Creek Reach = Reach-1 RS = 12504 Cottonwood Creek 25.0
River = Cottonwood Creek Reach = Reach-1 RS = 11998 Cottonwood Creek 24.0
River = Cottonwood Creek Reach = Reach-1 RS = 11912 Cottonwood Creek 23.9
River = Cottonwood Creek Reach = Reach-1 RS = 11684 Cottonwood Creek 23.8
River = Cottonwood Creek Reach = Reach-1 RS = 11634 Cottonwood Creek 23.7
River = Cottonwood Creek Reach = Reach-1 RS = 11703 Cottonwood Creek 23.0
River = Cottonwood Creek Reach = Reach-1 RS = 11657 Cottonwood Creek 23.6
River = Cottonwood Creek Reach = Reach-1 RS = 11464 Cottonwood Creek 22.5
River = Cottonwood Creek Reach = Reach-1 RS = 11001 Cottonwood Creek 22.0
River = Cottonwood Creek Reach = Reach-1 RS = 10638 Cottonwood Creek 21.0
River = Cottonwood Creek Reach = Reach-1 RS = 10290 Cottonwood Creek 20.5
River = Cottonwood Creek Reach = Reach-1 RS = 10000 Cottonwood Creek 20.0
River = Cottonwood Creek Reach = Reach-1 RS = 9500 Cottonwood Creek 19.0
Legend
WS 500_year_Existin
WS 100_year_Existin
WS 50_year_Existing
WS 25_year_Existing
WS 10_year_Existing
WS 5_year_Existing
WS 2_year_Existing
Ground
Bank Sta
Elevation (ft)
Station (ft)

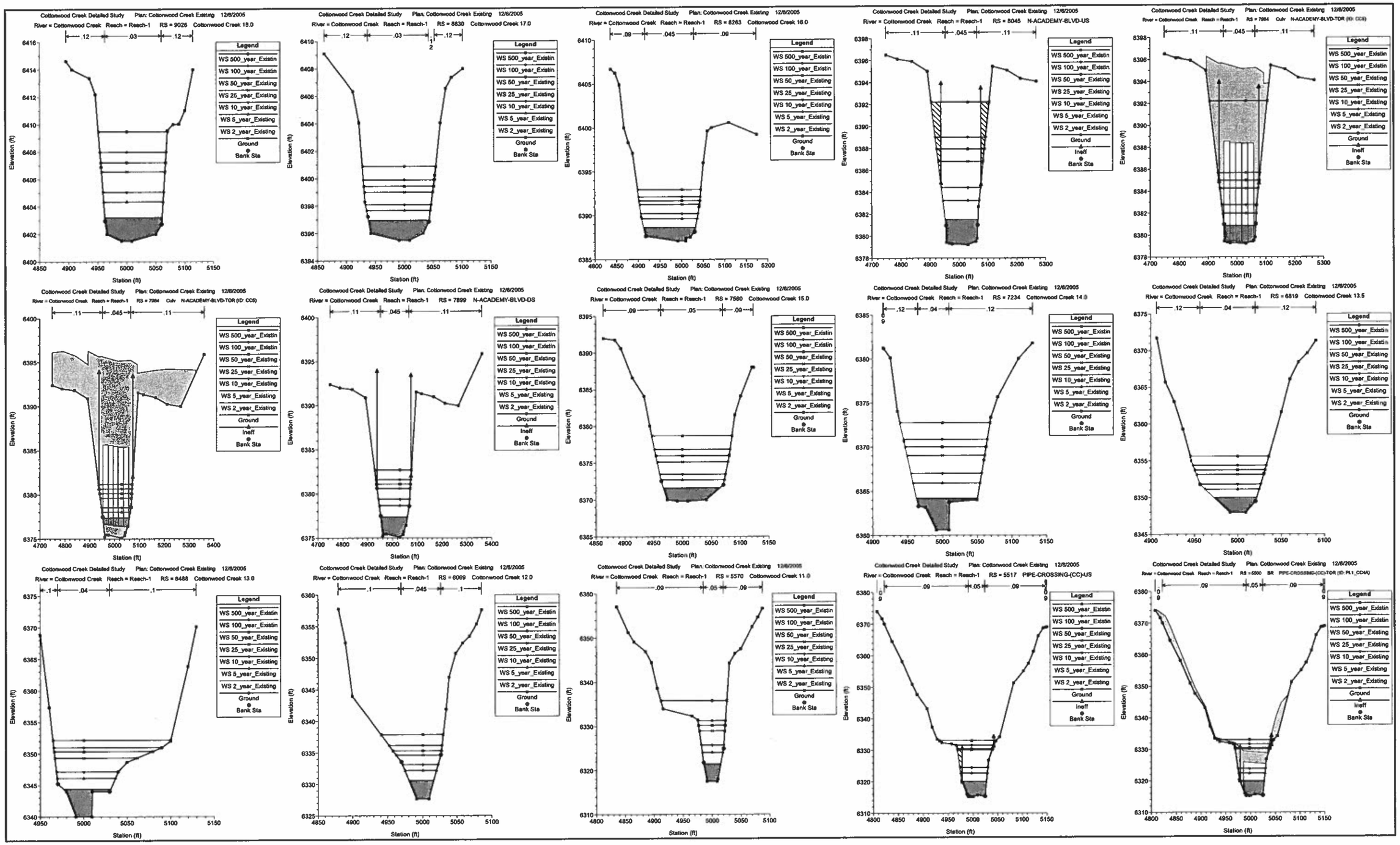
Cottonwood Creek Detailed Study Plan: Cottonwood Creek Existing 12/6/2005
River = Cottonwood Creek Reach = Reach-1 RS = 9026 Cottonwood Creek 18.0
River = Cottonwood Creek Reach = Reach-1 RS = 8630 Cottonwood Creek 17.0
River = Cottonwood Creek Reach = Reach-1 RS = 8263 Cottonwood Creek 16.0
River = Cottonwood Creek Reach = Reach-1 RS = 8045 N-ACADEMY-BLVD-US
River = Cottonwood Creek Reach = Reach-1 RS = 7984 Culv N-ACADEMY-BLVD-TOR (ID: CC6)
River = Cottonwood Creek Reach = Reach-1 RS = 7899 N-ACADEMY-BLVD-DS
River = Cottonwood Creek Reach = Reach-1 RS = 7580 Cottonwood Creek 15.0
River = Cottonwood Creek Reach = Reach-1 RS = 7234 Cottonwood Creek 14.0
River = Cottonwood Creek Reach = Reach-1 RS = 6819 Cottonwood Creek 13.5
River = Cottonwood Creek Reach = Reach-1 RS = 6488 Cottonwood Creek 13.0
River = Cottonwood Creek Reach = Reach-1 RS = 6069 Cottonwood Creek 12.0
River = Cottonwood Creek Reach = Reach-1 RS = 5570 Cottonwood Creek 11.0
River = Cottonwood Creek Reach = Reach-1 RS = 5517 PIPE-CROSSING-(CC)-US
Elevation (ft)
Station (ft)
Legend
WS 500_year_Existin
WS 100_year_Existin
WS 50_year_Existing
WS 25_year_Existing
WS 10_year_Existing
WS 5_year_Existing
WS 2_year_Existing
Ground
Ineff
Bank Sta

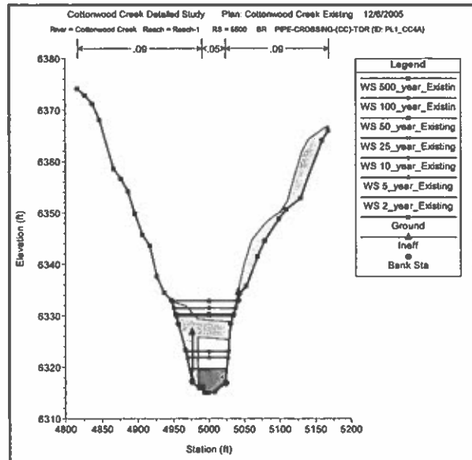
Cottonwood Creek Detailed Study Plan: Cottonwood Creek Existing 12/6/2005
River = Cottonwood Creek Reach = Reach-1 RS = 5600 BR PIPE-CROSSING-(CC)-TOR (ID: PL1_CC4A)
Legend
WS 500_year_Existin
WS 100_year_Existin
WS 50_year_Existing
WS 25_year_Existing
WS 10_year_Existing
WS 5_year_Existing
WS 2_year_Existing
Ground
Ineff
Bank Sta
Elevation (ft)
Station (ft)


Cottonwood Creek Detailed Study Plan: Cottonwood Creek Existing 12/6/2005
River = Cottonwood Creek Reach = Reach-1 RS = 5473 PIPE-CROSSING-(CC)-DS
Legend
WS 500_year_Existin
WS 100_year_Existin
WS 50_year_Existing
WS 25_year_Existing
WS 10_year_Existing
WS 5_year_Existing
WS 2_year_Existing
Ground
Ineff
Bank Sta
Elevation (ft)
Station (ft)


Cottonwood Creek Detailed Study Plan: Cottonwood Creek Existing 12/6/2005
River = Cottonwood Creek Reach = Reach-1 RS = 5374 Cottonwood Creek 10.5
Legend
WS 500_year_Existin
WS 100_year_Existin
WS 50_year_Existing
WS 25_year_Existing
WS 10_year_Existing
WS 5_year_Existing
WS 2_year_Existing
Ground
Bank Sta
Elevation (ft)
Station (ft)

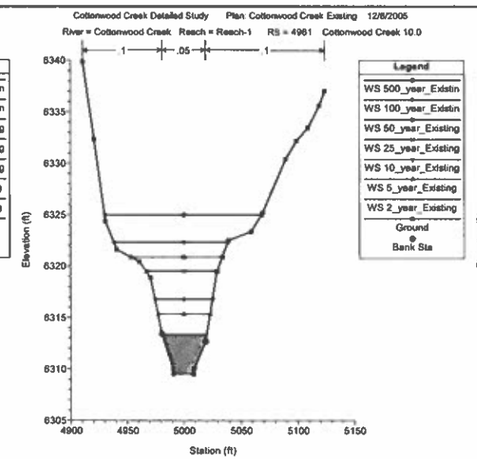
Cottonwood Creek Detailed Study Plan: Cottonwood Creek Existing 12/6/2005
River = Cottonwood Creek Reach = Reach-1 RS = 4961 Cottonwood Creek 10.0
Legend
WS 500_year_Existin
WS 100_year_Existin
WS 50_year_Existing
WS 25_year_Existing
WS 10_year_Existing
WS 5_year_Existing
WS 2_year_Existing
Ground
Bank Sta
Elevation (ft)
Station (ft)


Cottonwood Creek Detailed Study Plan: Cottonwood Creek Existing 12/6/2005
River = Cottonwood Creek Reach = Reach-1 RS = 4500 Cottonwood Creek 9.0
Legend
WS 500_year_Existin
WS 100_year_Existin
WS 50_year_Existing
WS 25_year_Existing
WS 10_year_Existing
WS 5_year_Existing
WS 2_year_Existing
Ground
Bank Sta
Elevation (ft)
Station (ft)

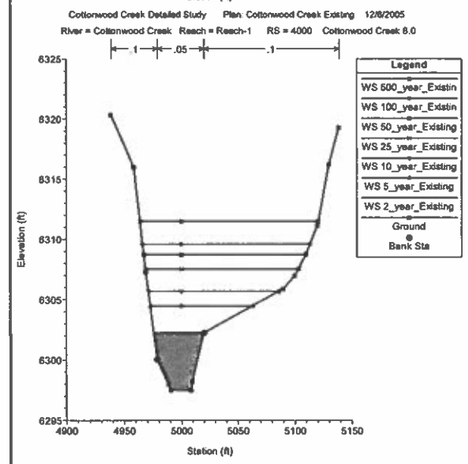
Cottonwood Creek Detailed Study Plan: Cottonwood Creek Existing 12/6/2005
River = Cottonwood Creek Reach = Reach-1 RS = 4000 Cottonwood Creek 8.0
Legend
WS 500_year_Existin
WS 100_year_Existin
WS 50_year_Existing
WS 25_year_Existing
WS 10_year_Existing
WS 5_year_Existing
WS 2_year_Existing
Ground
Bank Sta
Elevation (ft)
Station (ft)

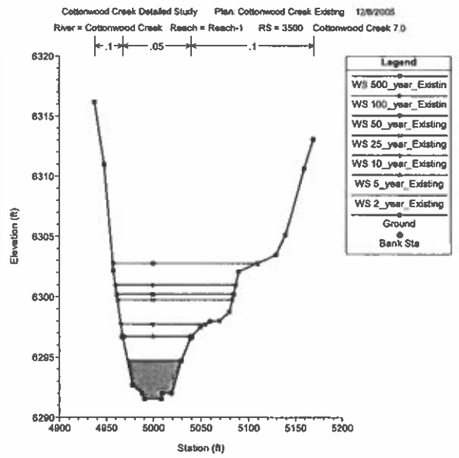
Cottonwood Creek Detailed Study Plan: Cottonwood Creek Existing 12/6/2005
River = Cottonwood Creek Reach = Reach-1 RS = 3500 Cottonwood Creek 7.0
Legend
WS 500_year_Existin
WS 100_year_Existin
WS 50_year_Existing
WS 25_year_Existing
WS 10_year_Existing
WS 5_year_Existing
WS 2_year_Existing
Ground
Bank Sta
Elevation (ft)
Station (ft)

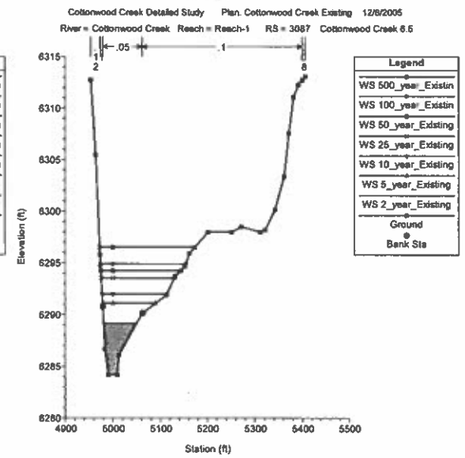
Cottonwood Creek Detailed Study Plan: Cottonwood Creek Existing 12/6/2005
River = Cottonwood Creek Reach = Reach-1 RS = 3087 Cottonwood Creek 6.5
Legend
WS 500_year_Existin
WS 100_year_Existin
WS 50_year_Existing
WS 25_year_Existing
WS 10_year_Existing
WS 5_year_Existing
WS 2_year_Existing
Ground
Bank Sta
Elevation (ft)
Station (ft)

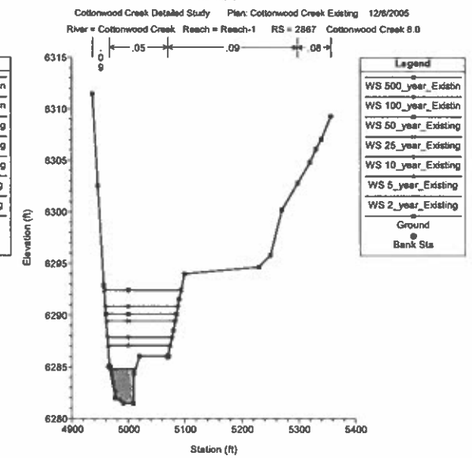
Cottonwood Creek Detailed Study Plan: Cottonwood Creek Existing 12/6/2005
River = Cottonwood Creek Reach = Reach-1 RS = 2867 Cottonwood Creek 6.0
Legend
WS 500_year_Existin
WS 100_year_Existin
WS 50_year_Existing
WS 25_year_Existing
WS 10_year_Existing
WS 5_year_Existing
WS 2_year_Existing
Ground
Bank Sta
Elevation (ft)
Station (ft)

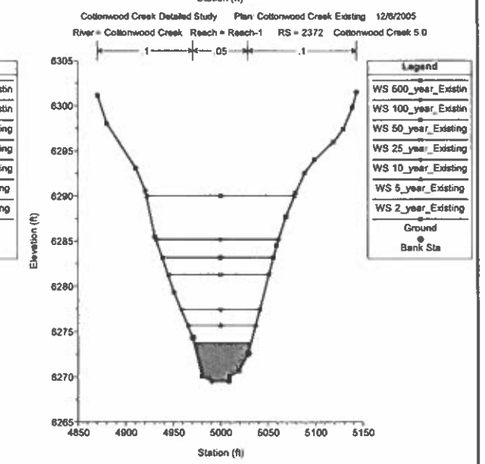
Cottonwood Creek Detailed Study Plan: Cottonwood Creek Existing 12/6/2005
River = Cottonwood Creek Reach = Reach-1 RS = 2372 Cottonwood Creek 5.0
Legend
WS 500_year_Existin
WS 100_year_Existin
WS 50_year_Existing
WS 25_year_Existing
WS 10_year_Existing
WS 5_year_Existing
WS 2_year_Existing
Ground
Bank Sta
Elevation (ft)
Station (ft)

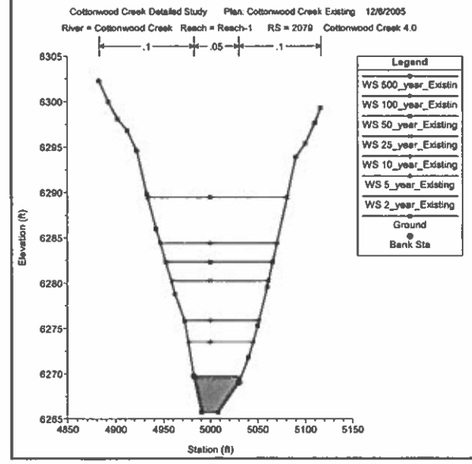
Cottonwood Creek Detailed Study Plan: Cottonwood Creek Existing 12/6/2005
River = Cottonwood Creek Reach = Reach-1 RS = 2079 Cottonwood Creek 4.0
Legend
WS 500_year_Existin
WS 100_year_Existin
WS 50_year_Existing
WS 25_year_Existing
WS 10_year_Existing
WS 5_year_Existing
WS 2_year_Existing
Ground
Bank Sta
Elevation (ft)
Station (ft)

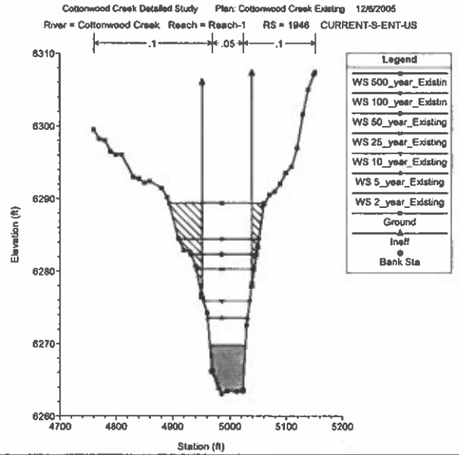
Cottonwood Creek Detailed Study Plan: Cottonwood Creek Existing 12/6/2005
River = Cottonwood Creek Reach = Reach-1 RS = 1946 CURRENT-S-ENT-US
Legend
WS 500_year_Existin
WS 100_year_Existin
WS 50_year_Existing
WS 25_year_Existing
WS 10_year_Existing
WS 5_year_Existing
WS 2_year_Existing
Ground
Ineff
Bank Sta
Elevation (ft)
Station (ft)


Cottonwood Creek Detailed Study Plan: Cottonwood Creek Existing 12/6/2005
River = Cottonwood Creek Reach = Reach-1 RS = 1881 Culv CURRENT-S-ENT-TOR (ID: CC4)
Legend
WS 500_year_Existin
WS 100_year_Existin
WS 50_year_Existing
WS 25_year_Existing
WS 10_year_Existing
WS 5_year_Existing
WS 2_year_Existing
Ground
Ineff
Bank Sta
Elevation (ft)
Station (ft)

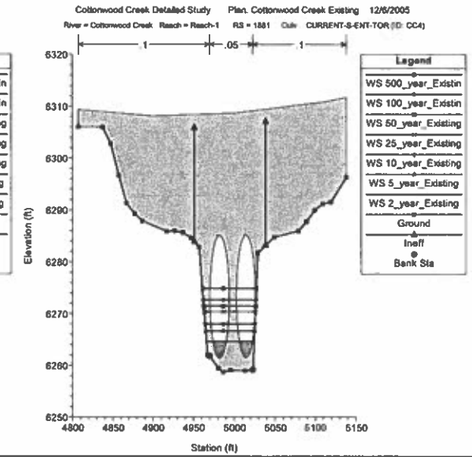
Cottonwood Creek Detailed Study Plan: Cottonwood Creek Existing 12/6/2005
River = Cottonwood Creek Reach = Reach-1 RS = 1881 Culv CURRENT-S-ENT-TOR (ID: CC4)
Legend
WS 500_year_Existin
WS 100_year_Existin
WS 50_year_Existing
WS 25_year_Existing
WS 10_year_Existing
WS 5_year_Existing
WS 2_year_Existing
Ground
Ineff
Bank Sta
Elevation (ft)
Station (ft)

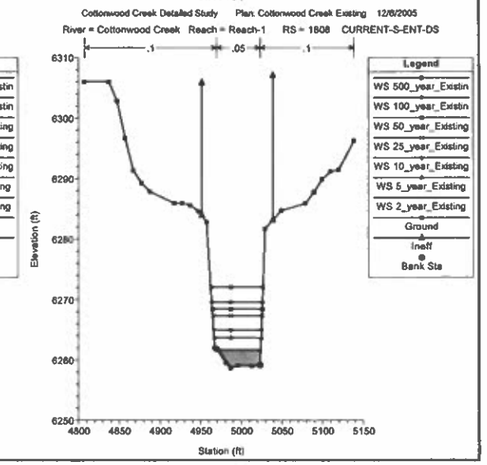
Cottonwood Creek Detailed Study Plan: Cottonwood Creek Existing 12/6/2005
River = Cottonwood Creek Reach = Reach-1 RS = 1808 CURRENT-S-ENT-DS
Legend
WS 500_year_Existin
WS 100_year_Existin
WS 50_year_Existing
WS 25_year_Existing
WS 10_year_Existing
WS 5_year_Existing
WS 2_year_Existing
Ground
Ineff
Bank Sta
Elevation (ft)
Station (ft)

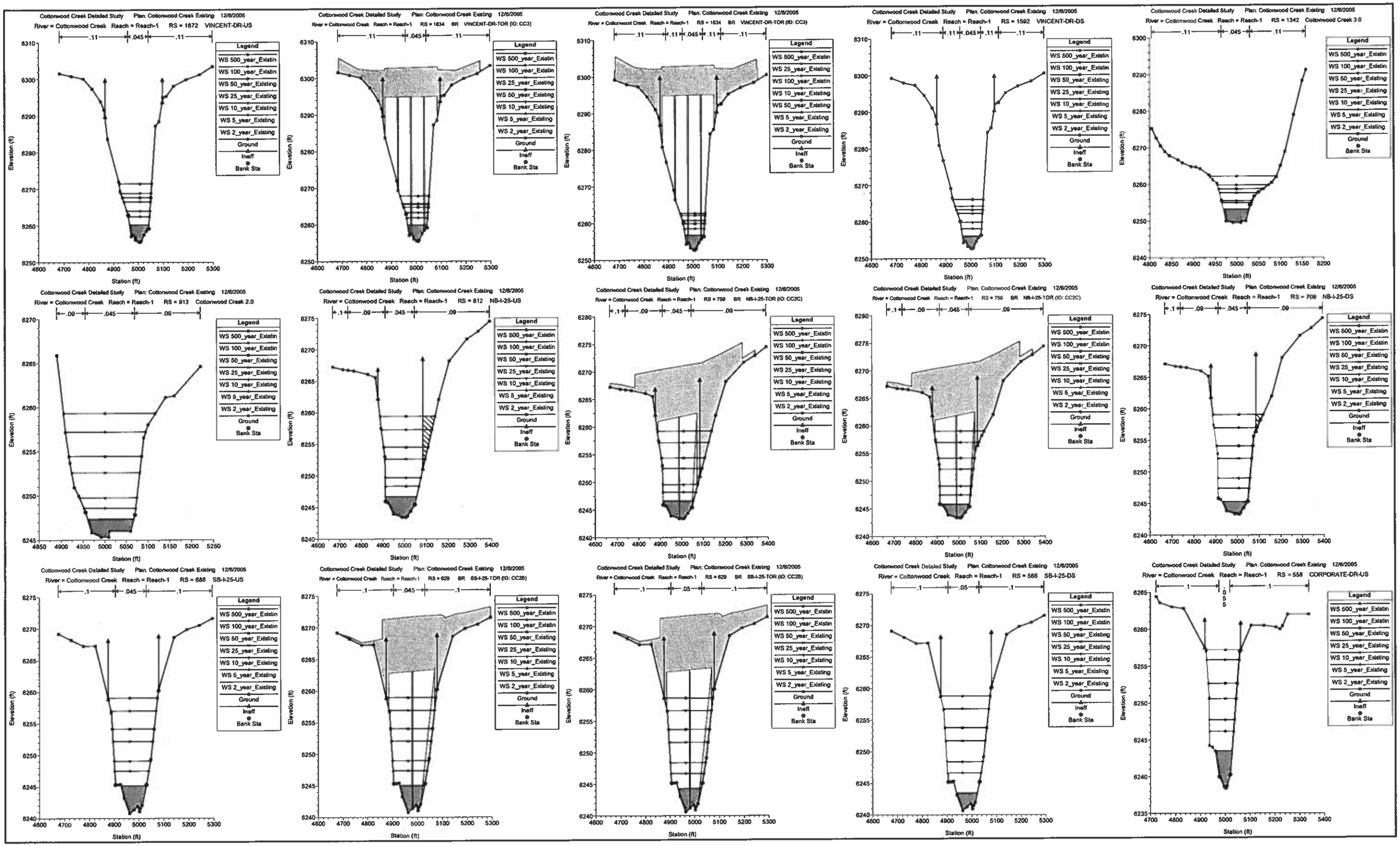
Cottonwood Creek Detailed Study Plan: Cottonwood Creek Existing 12/6/2005
River = Cottonwood Creek Reach = Reach-1 RS = 1672 VINCENT-DR-US
River = Cottonwood Creek Reach = Reach-1 RS = 1634 BR VINCENT-DR-TOR (ID: CC3)
River = Cottonwood Creek Reach = Reach-1 RS = 1592 VINCENT-DR-DS
River = Cottonwood Creek Reach = Reach-1 RS = 1342 Cottonwood Creek 3.0
River = Cottonwood Creek Reach = Reach-1 RS = 913 Cottonwood Creek 2.0
River = Cottonwood Creek Reach = Reach-1 RS = 812 NB-I-25-US
River = Cottonwood Creek Reach = Reach-1 RS = 759 BR NB-I-25-TOR (ID: CC2C)
River = Cottonwood Creek Reach = Reach-1 RS = 709 NB-I-25-DS
River = Cottonwood Creek Reach = Reach-1 RS = 688 SB-I-25-US
River = Cottonwood Creek Reach = Reach-1 RS = 629 BR SB-I-25-TOR (ID: CC2B)
River = Cottonwood Creek Reach = Reach-1 RS = 566 SB-I-25-DS
River = Cottonwood Creek Reach = Reach-1 RS = 558 CORPORATE-DR-US
Legend
WS 500_year_Existin
WS 100_year_Existin
WS 50_year_Existing
WS 25_year_Existing
WS 10_year_Existing
WS 5_year_Existing
WS 2_year_Existing
Ground
Ineff
Bank Sta
Elevation (ft)
Station (ft)

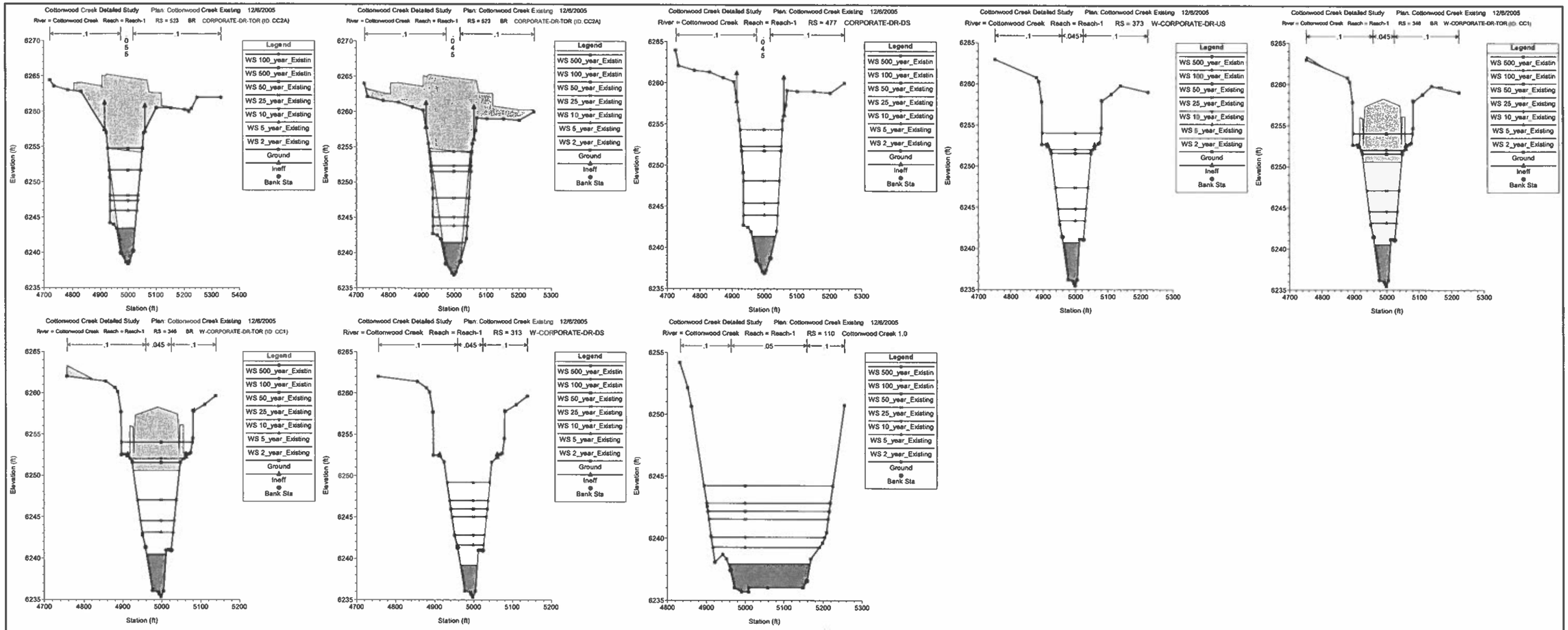
Cottonwood Creek Detailed Study Plan: Cottonwood Creek Existing 12/6/2005
River = Cottonwood Creek Reach = Reach-1 RS = 523 BR CORPORATE-DR-TOR (ID: CC2A)
River = Cottonwood Creek Reach = Reach-1 RS = 477 CORPORATE-DR-DS
River = Cottonwood Creek Reach = Reach-1 RS = 373 W-CORPORATE-DR-US
River = Cottonwood Creek Reach = Reach-1 RS = 346 BR W-CORPORATE-DR-TOR (ID: CC1)
River = Cottonwood Creek Reach = Reach-1 RS = 313 W-CORPORATE-DR-DS
River = Cottonwood Creek Reach = Reach-1 RS = 110 Cottonwood Creek 1.0
Legend
WS 500_year_Existin
WS 100_year_Existin
WS 50_year_Existing
WS 25_year_Existing
WS 10_year_Existing
WS 5_year_Existing
WS 2_year_Existing
Ground
Ineff
Bank Sta
Elevation (ft)
Station (ft)

HEC-RAS Plan: CC Existing River: Cottonwood Creek Reach: Reach-1

Reach	River Sta	Profile	Q Total	Min Ch El	W.S. Elev	Crit W.S.	E.G. Elev	E.G. Slope	Vel Chnl	Flow Area	Top Width	Froude # Chl
			(cfs)	(ft)	(ft)	(ft)	(ft)	(ft/ft)	(ft/s)	(sq ft)	(ft)	
Reach-1	42458	2_year_Existing	23.00	6939.50	6940.30	6939.87	6940.33	0.004019	1.52	15.18	20.16	0.31
Reach-1	42458	5_year_Existing	110.00	6939.50	6941.37	6940.53	6941.50	0.004915	2.90	38.13	22.52	0.39
Reach-1	42458	10_year_Existing	200.00	6939.50	6942.05	6940.99	6942.27	0.005438	3.80	53.82	23.73	0.43
Reach-1	42458	25_year_Existing	440.00	6939.50	6943.15	6941.97	6943.65	0.007464	5.70	81.06	25.69	0.53
Reach-1	42458	50_year_Existing	590.00	6939.50	6943.70	6942.47	6944.36	0.008210	6.59	95.46	26.67	0.57
Reach-1	42458	100_year_Existin	760.00	6939.50	6944.24	6942.99	6945.08	0.008931	7.46	110.09	27.63	0.61
Reach-1	42458	500_year_Existin	1200.00	6939.50	6945.34	6944.18	6946.67	0.010691	9.41	141.64	29.59	0.69
Reach-1	42003	2_year_Existing	23.00	6935.50	6935.86	6935.86	6936.03	0.042897	3.31	6.94	20.37	1.00
Reach-1	42003	5_year_Existing	110.00	6935.50	6936.48	6936.48	6936.92	0.030553	5.31	20.94	25.13	0.99
Reach-1	42003	10_year_Existing	200.00	6935.50	6936.92	6936.92	6937.55	0.026312	6.41	32.73	29.01	0.98
Reach-1	42003	25_year_Existing	440.00	6935.50	6937.89	6937.89	6938.68	0.017210	7.48	76.04	57.83	0.87
Reach-1	42003	50_year_Existing	590.00	6935.50	6938.27	6938.27	6939.17	0.016770	8.17	98.64	61.72	0.88
Reach-1	42003	100_year_Existin	760.00	6935.50	6938.63	6938.63	6939.65	0.016689	8.86	121.48	65.42	0.90
Reach-1	42003	500_year_Existin	1200.00	6935.50	6939.40	6939.40	6940.67	0.016566	10.26	174.99	73.36	0.93
Reach-1	41503	2_year_Existing	23.00	6927.50	6928.13	6927.86	6928.18	0.006365	1.77	12.99	22.99	0.42
Reach-1	41503	5_year_Existing	110.00	6927.50	6929.02	6928.47	6929.16	0.006575	3.09	35.64	28.01	0.48
Reach-1	41503	10_year_Existing	200.00	6927.50	6929.53	6928.89	6929.78	0.007118	4.02	50.61	30.14	0.52
Reach-1	41503	25_year_Existing	440.00	6927.50	6930.45	6929.72	6930.96	0.008576	5.79	79.94	33.33	0.62
Reach-1	41503	50_year_Existing	590.00	6927.50	6930.88	6930.17	6931.54	0.009492	6.69	93.92	34.11	0.66
Reach-1	41503	100_year_Existin	760.00	6927.50	6931.28	6930.60	6932.14	0.010255	7.56	108.69	37.62	0.70
Reach-1	41503	500_year_Existin	1200.00	6927.50	6932.17	6931.63	6933.46	0.011708	9.36	147.04	50.31	0.78
Reach-1	41003	2_year_Existing	23.00	6921.50	6921.89	6921.86	6922.03	0.032856	3.03	7.59	20.97	0.89
Reach-1	41003	5_year_Existing	110.00	6921.50	6922.47	6922.47	6922.89	0.032332	5.25	20.99	25.58	1.01
Reach-1	41003	10_year_Existing	200.00	6921.50	6922.89	6922.89	6923.50	0.027214	6.31	32.44	28.76	0.99
Reach-1	41003	25_year_Existing	440.00	6921.50	6923.82	6923.78	6924.72	0.019453	7.73	62.88	36.76	0.92
Reach-1	41003	50_year_Existing	590.00	6921.50	6924.34	6924.25	6925.33	0.016698	8.23	85.09	52.39	0.88
Reach-1	41003	100_year_Existin	760.00	6921.50	6924.78	6924.78	6925.87	0.015558	8.79	110.99	63.13	0.87
Reach-1	41003	500_year_Existin	1200.00	6921.50	6925.64	6925.64	6926.96	0.014559	10.00	171.40	76.34	0.88
Reach-1	40503	2_year_Existing	23.00	6913.01	6913.62	6913.35	6913.58	0.010249	1.85	12.45	30.77	0.51
Reach-1	40503	5_year_Existing	110.00	6913.01	6914.15	6913.86	6914.32	0.010040	3.33	36.05	43.06	0.58
Reach-1	40503	10_year_Existing	200.00	6913.01	6914.50	6914.21	6914.78	0.011788	4.38	51.68	47.03	0.66
Reach-1	40503	25_year_Existing	440.00	6913.01	6915.06	6914.90	6915.67	0.016596	6.56	80.05	53.58	0.83
Reach-1	40503	50_year_Existing	590.00	6913.01	6915.28	6915.24	6916.13	0.020215	7.77	92.01	55.62	0.94
Reach-1	40503	100_year_Existin	760.00	6913.01	6915.53	6915.58	6916.60	0.022423	8.82	106.27	57.85	1.00
Reach-1	40503	500_year_Existin	1200.00	6913.01	6916.15	6916.34	6917.68	0.024351	10.69	143.41	63.28	1.09
Reach-1	40099	2_year_Existing	23.00	6907.50	6907.94	6907.84	6908.02	0.019381	2.30	10.00	27.90	0.68
Reach-1	40099	5_year_Existing	110.00	6907.50	6908.50	6908.37	6908.72	0.020251	3.73	29.50	40.97	0.77
Reach-1	40099	10_year_Existing	200.00	6907.50	6908.93	6908.70	6909.19	0.016449	4.08	49.03	50.79	0.73
Reach-1	40099	25_year_Existing	440.00	6907.50	6909.68	6909.30	6910.04	0.011603	4.85	94.08	69.99	0.67
Reach-1	40099	50_year_Existing	590.00	6907.50	6910.07	6909.58	6910.48	0.009851	5.16	123.60	80.41	0.64
Reach-1	40099	100_year_Existin	760.00	6907.50	6910.39	6909.88	6910.87	0.009757	5.68	150.38	88.81	0.65
Reach-1	40099	500_year_Existin	1200.00	6907.50	6911.12	6910.53	6911.73	0.009031	6.53	222.33	108.20	0.66
Reach-1	39599	2_year_Existing	23.00	6899.50	6900.03	6899.87	6900.12	0.013122	2.40	9.59	18.29	0.58
Reach-1	39599	5_year_Existing	110.00	6899.50	6900.92	6900.54	6901.19	0.011612	4.20	26.23	19.14	0.63
Reach-1	39599	10_year_Existing	200.00	6899.50	6901.46	6901.05	6901.93	0.012858	5.50	36.65	19.65	0.70
Reach-1	39599	25_year_Existing	440.00	6899.50	6902.46	6902.13	6903.40	0.015072	7.86	60.31	32.62	0.81
Reach-1	39599	50_year_Existing	590.00	6899.50	6902.87	6902.87	6904.10	0.016660	9.03	75.79	41.54	0.87
Reach-1	39599	100_year_Existin	760.00	6899.50	6903.41	6903.41	6904.74	0.015377	9.59	99.68	47.12	0.88
Reach-1	39599	500_year_Existin	1200.00	6899.50	6904.48	6904.48	6906.04	0.014256	10.85	155.65	58.14	0.88
Reach-1	39086	2_year_Existing	23.00	6890.34	6890.77	6890.71	6890.91	0.026019	2.95	7.79	18.37	0.80
Reach-1	39086	5_year_Existing	110.00	6890.34	6891.38	6891.38	6891.69	0.032086	5.72	19.23	19.23	1.00
Reach-1	39086	10_year_Existing	200.00	6890.34	6891.88	6891.88	6892.63	0.027323	6.92	29.26	20.63	0.99
Reach-1	39086	25_year_Existing	440.00	6890.34	6892.94	6892.94	6894.13	0.021968	8.83	52.91	25.97	0.97
Reach-1	39086	50_year_Existing	590.00	6890.34	6893.51	6893.52	6894.87	0.019453	9.50	69.54	32.05	0.95
Reach-1	39086	100_year_Existin	760.00	6890.34	6893.92	6894.07	6895.59	0.020744	10.64	83.47	36.37	1.00
Reach-1	39086	500_year_Existin	1200.00	6890.34	6894.85	6895.38	6897.09	0.021460	12.64	124.90	52.69	1.05
Reach-1	38627	2_year_Existing	23.00	6879.74	6880.20	6880.11	6880.32	0.020491	2.75	8.38	18.25	0.72
Reach-1	38627	5_year_Existing	110.00	6879.74	6881.19	6880.79	6881.41	0.010895	3.73	29.51	24.89	0.60
Reach-1	38627	10_year_Existing	200.00	6879.74	6881.87	6881.27	6882.14	0.008837	4.17	48.06	29.72	0.57
Reach-1	38627	25_year_Existing	440.00	6879.74	6882.93	6882.14	6883.40	0.007911	5.55	83.07	36.23	0.59
Reach-1	38627	50_year_Existing	590.00	6879.74	6883.50	6882.57	6884.06	0.007347	6.07	104.90	39.74	0.59
Reach-1	38627	100_year_Existin	760.00	6879.74	6884.04	6883.01	6884.70	0.007188	6.64	127.14	43.03	0.60
Reach-1	38627	500_year_Existin	1200.00	6879.74	6885.30	6884.00	6886.14	0.006515	7.63	186.01	50.72	0.60
Reach-1	38160	2_year_Existing	31.00	6873.50	6874.10	6873.95	6874.22	0.009880	2.86	10.82	18.60	0.66
Reach-1	38160	5_year_Existing	160.00	6873.50	6874.94	6874.84	6875.47	0.014137	5.81	27.55	21.00	0.89
Reach-1	38160	10_year_Existing	300.00	6873.50	6875.49	6875.49	6876.41	0.015788	7.72	39.41	22.61	0.99
Reach-1	38160	25_year_Existing	690.00	6873.50	6876.88	6876.88	6878.42	0.012768	10.05	73.66	26.71	0.98
Reach-1	38160	50_year_Existing	940.00	6873.50	6877.64	6877.64	6879.46	0.011558	10.99	95.60	32.01	0.97
Reach-1	38160	100_year_Existin	1200.00	6873.50	6878.38	6878.38	6880.40	0.010374	11.65	121.71	38.45	0.94
Reach-1	38160	500_year_Existin	1900.00	6873.50	6880.08	6880.08	6882.44	0.008464	12.90	201.61	55.91	0.89
Reach-1	37714	2_year_Existing	31.00	6867.77	6868.21	6868.21	6868.42	0.017925	3.62	8.56	20.89	1.00

HEC-RAS Plan: CC Existing River: Cottonwood Creek Reach: Reach-1 (Continued)

Reach	River Sta	Profile	Q Total	Min Ch El	W.S. Elev	Crit W.S.	E.G. Elev	E.G. Slope	Vel Chnl	Flow Area	Top Width	Froude # Chl
			(cfs)	(ft)	(ft)	(ft)	(ft)	(ft/ft)	(ft/s)	(sq ft)	(ft)	
Reach-1	37714	5_year_Existing	160.00	6867.77	6869.04	6869.01	6869.54	0.012525	5.64	28.35	26.71	0.97
Reach-1	37714	10_year_Existing	300.00	6867.77	6870.15	6869.58	6870.51	0.004442	4.84	62.12	34.88	0.63
Reach-1	37714	25_year_Existing	690.00	6867.77	6872.07	6870.67	6872.50	0.002091	5.33	146.44	53.02	0.48
Reach-1	37714	50_year_Existing	940.00	6867.77	6872.92	6871.22	6873.42	0.001695	5.81	195.23	61.44	0.48
Reach-1	37714	100_year_Existin	1200.00	6867.77	6873.66	6871.75	6874.23	0.001802	6.26	243.33	67.51	0.48
Reach-1	37714	500_year_Existin	1900.00	6867.77	6875.11	6872.96	6875.90	0.001693	7.51	347.50	76.76	0.51
Reach-1	37590	2_year_Existing	31.00	6865.47	6867.24	6866.43	6867.29	0.000658	1.68	18.44	15.14	0.27
Reach-1	37590	5_year_Existing	160.00	6865.47	6868.91	6867.56	6869.06	0.001020	3.09	51.73	23.01	0.36
Reach-1	37590	10_year_Existing	300.00	6865.47	6869.97	6868.37	6870.20	0.001098	3.88	77.41	25.78	0.39
Reach-1	37590	25_year_Existing	690.00	6865.47	6871.69	6869.77	6872.31	0.001100	5.30	159.65	64.53	0.42
Reach-1	37590	50_year_Existing	940.00	6865.47	6872.70	6870.46	6873.23	0.001155	6.02	219.28	82.67	0.44
Reach-1	37590	100_year_Existin	1200.00	6865.47	6873.44	6871.19	6874.04	0.001162	6.54	283.81	89.81	0.45
Reach-1	37590	500_year_Existin	1900.00	6865.47	6874.89	6872.85	6875.70	0.001283	7.87	420.33	97.34	0.49
Reach-1	37525		Bridge									
Reach-1	37421	2_year_Existing	31.00	6862.92	6864.08	6864.08	6864.36	0.010999	4.24	7.32	12.81	0.99
Reach-1	37421	5_year_Existing	160.00	6862.92	6865.17	6865.17	6865.81	0.007907	6.47	26.85	22.68	0.97
Reach-1	37421	10_year_Existing	300.00	6862.92	6865.88	6865.88	6866.80	0.006728	7.82	45.91	31.29	0.96
Reach-1	37421	25_year_Existing	690.00	6862.92	6867.32	6867.32	6868.71	0.005396	9.94	101.62	44.61	0.93
Reach-1	37421	50_year_Existing	940.00	6862.92	6868.02	6868.02	6869.66	0.005127	10.94	134.65	49.96	0.94
Reach-1	37421	100_year_Existin	1200.00	6862.92	6868.69	6868.69	6870.51	0.004839	11.72	169.40	53.92	0.93
Reach-1	37421	500_year_Existin	1900.00	6862.92	6870.19	6870.19	6872.49	0.004473	13.48	266.12	75.70	0.94
Reach-1	37236	2_year_Existing	31.00	6859.49	6859.78	6859.94	6860.34	0.056718	6.04	5.13	16.01	1.99
Reach-1	37236	5_year_Existing	160.00	6859.49	6860.27	6860.83	6862.29	0.056885	11.40	14.03	18.38	2.30
Reach-1	37236	10_year_Existing	300.00	6859.49	6860.70	6861.52	6863.58	0.047254	13.63	22.02	18.70	2.21
Reach-1	37236	25_year_Existing	690.00	6859.49	6861.77	6863.03	6865.93	0.028953	16.38	42.83	20.15	1.92
Reach-1	37236	50_year_Existing	940.00	6859.49	6862.42	6863.85	6867.02	0.022817	17.24	56.70	22.90	1.78
Reach-1	37236	100_year_Existin	1200.00	6859.49	6863.07	6864.74	6868.00	0.018830	17.90	72.68	26.66	1.67
Reach-1	37236	500_year_Existin	1900.00	6859.49	6864.59	6866.34	6870.17	0.013597	19.30	125.86	45.40	1.51
Reach-1	36776	2_year_Existing	31.00	6849.50	6849.94	6849.94	6850.15	0.012297	3.62	8.56	20.81	1.00
Reach-1	36776	5_year_Existing	160.00	6849.50	6850.65	6850.75	6851.33	0.012320	6.65	24.06	23.13	1.15
Reach-1	36776	10_year_Existing	300.00	6849.50	6851.09	6851.35	6852.26	0.014016	8.66	34.64	24.47	1.28
Reach-1	36776	25_year_Existing	690.00	6849.50	6851.78	6852.57	6854.55	0.019949	13.38	52.02	26.22	1.63
Reach-1	36776	50_year_Existing	940.00	6849.50	6852.06	6853.24	6856.05	0.024165	16.03	59.57	26.94	1.83
Reach-1	36776	100_year_Existin	1200.00	6849.50	6852.33	6853.87	6857.57	0.027638	18.39	66.79	27.61	2.00
Reach-1	36776	500_year_Existin	1900.00	6849.50	6853.07	6855.39	6860.99	0.030041	22.64	88.08	29.49	2.17
Reach-1	36365	2_year_Existing	31.00	6841.90	6842.25	6842.36	6842.63	0.029831	4.97	6.24	17.99	1.49
Reach-1	36365	5_year_Existing	160.00	6841.90	6842.89	6843.24	6844.14	0.028314	8.98	17.82	18.33	1.60
Reach-1	36365	10_year_Existing	300.00	6841.90	6843.46	6843.94	6845.19	0.021139	10.56	28.41	18.63	1.51
Reach-1	36365	25_year_Existing	690.00	6841.90	6844.75	6845.41	6847.41	0.015141	13.08	52.93	19.31	1.38
Reach-1	36365	50_year_Existing	940.00	6841.90	6845.46	6846.20	6848.60	0.013275	14.22	66.64	19.65	1.34
Reach-1	36365	100_year_Existin	1200.00	6841.90	6846.08	6846.95	6849.76	0.012483	15.40	79.03	19.95	1.34
Reach-1	36365	500_year_Existin	1900.00	6841.90	6847.41	6848.84	6852.67	0.012320	18.42	105.93	20.59	1.39
Reach-1	36156	2_year_Existing	31.00	6837.50	6837.91	6837.95	6838.16	0.015841	4.00	7.75	19.62	1.12
Reach-1	36156	5_year_Existing	160.00	6837.50	6838.54	6838.78	6839.45	0.018545	7.64	20.94	22.37	1.39
Reach-1	36156	10_year_Existing	300.00	6837.50	6838.91	6839.38	6840.53	0.023303	10.22	29.37	23.96	1.63
Reach-1	36156	25_year_Existing	690.00	6837.50	6839.58	6840.60	6843.05	0.029169	14.95	46.47	26.67	1.94
Reach-1	36156	50_year_Existing	940.00	6837.50	6839.93	6841.26	6844.45	0.030101	17.07	56.12	28.03	2.03
Reach-1	36156	100_year_Existin	1200.00	6837.50	6840.26	6841.88	6845.73	0.029867	18.76	66.14	29.37	2.07
Reach-1	36156	500_year_Existin	1900.00	6837.50	6841.13	6843.34	6848.69	0.028445	22.17	92.31	32.63	2.12
Reach-1	35692	2_year_Existing	31.00	6831.50	6831.94	6831.94	6832.18	0.013363	3.87	8.00	18.42	1.04
Reach-1	35692	5_year_Existing	160.00	6831.50	6832.83	6832.83	6833.47	0.009271	6.45	24.88	19.94	1.00
Reach-1	35692	10_year_Existing	300.00	6831.50	6833.36	6833.50	6834.48	0.010429	8.49	35.93	21.24	1.12
Reach-1	35692	25_year_Existing	690.00	6831.50	6834.86	6834.94	6836.56	0.007191	10.55	72.23	27.36	1.02
Reach-1	35692	50_year_Existing	940.00	6831.50	6835.50	6835.68	6837.67	0.007295	11.95	90.50	29.98	1.06
Reach-1	35692	100_year_Existin	1200.00	6831.50	6836.07	6836.31	6838.73	0.007491	13.25	108.85	36.78	1.10
Reach-1	35692	500_year_Existin	1900.00	6831.50	6837.26	6838.54	6841.15	0.008197	16.22	175.03	76.62	1.20
Reach-1	35126	2_year_Existing	40.00	6823.50	6824.00	6824.04	6824.30	0.014353	4.34	9.21	18.83	1.09
Reach-1	35126	5_year_Existing	200.00	6823.50	6824.72	6825.02	6825.87	0.016879	8.59	23.27	20.31	1.41
Reach-1	35126	10_year_Existing	370.00	6823.50	6825.34	6825.76	6826.96	0.016335	10.19	36.33	21.61	1.38
Reach-1	35126	25_year_Existing	820.00	6823.50	6826.19	6827.25	6829.61	0.020962	14.85	56.27	27.46	1.67
Reach-1	35126	50_year_Existing	1100.00	6823.50	6826.72	6828.02	6830.84	0.019657	16.35	72.34	33.98	1.67
Reach-1	35126	100_year_Existin	1400.00	6823.50	6827.23	6828.75	6831.97	0.018416	17.59	91.49	40.54	1.66
Reach-1	35126	500_year_Existin	2300.00	6823.50	6828.59	6830.46	6834.54	0.015478	20.07	156.68	57.03	1.60
Reach-1	34800	2_year_Existing	40.00	6818.18	6818.70	6818.71	6818.98	0.018603	4.22	9.48	18.57	1.04
Reach-1	34800	5_year_Existing	200.00	6818.18	6819.68	6819.72	6820.45	0.014153	7.06	28.48	21.67	1.04
Reach-1	34800	10_year_Existing	370.00	6818.18	6820.23	6820.49	6821.58	0.016164	9.36	42.14	28.15	1.17
Reach-1	34800	25_year_Existing	820.00	6818.18	6821.45	6822.15	6823.62	0.014365	12.17	90.57	51.98	1.20
Reach-1	34800	50_year_Existing	1100.00	6818.18	6821.90	6822.82	6824.69	0.015934	13.98	115.76	63.49	1.29
Reach-1	34800	100_year_Existin	1400.00	6818.18	6822.27	6823.38	6825.70	0.017676	15.71	142.02	74.32	1.38
Reach-1	34800	500_year_Existin	2300.00	6818.18	6823.06	6824.69	6828.26	0.022618	20.03	205.32	83.94	1.61

HEC-RAS Plan: CC Existing River: Cottonwood Creek Reach: Reach-1 (Continued)

Reach	River Sta	Profile	Q Total	Min Ch El	W.S. Elev	Crit W.S.	E.G. Elev	E.G. Slope	Vel Chnl	Flow Area	Top Width	Froude # Chl
			(cfs)	(ft)	(ft)	(ft)	(ft)	(ft/ft)	(ft/s)	(sq ft)	(ft)	
Reach-1	34614	2_year_Existing	40.00	6813.59	6815.25	6814.58	6815.30	0.001292	1.79	22.37	21.85	0.31
Reach-1	34614	5_year_Existing	200.00	6813.59	6816.65	6815.63	6816.63	0.002014	3.46	57.88	28.95	0.43
Reach-1	34614	10_year_Existing	370.00	6813.59	6817.52	6816.31	6817.81	0.002336	4.36	84.92	33.35	0.48
Reach-1	34614	25_year_Existing	820.00	6813.59	6819.04	6817.67	6819.56	0.002581	5.82	147.43	53.83	0.54
Reach-1	34614	50_year_Existing	1100.00	6813.59	6819.70	6818.30	6820.36	0.002614	6.55	188.50	69.33	0.55
Reach-1	34614	100_year_Existin	1400.00	6813.59	6820.32	6818.89	6821.11	0.002643	7.20	235.88	83.72	0.57
Reach-1	34614	500_year_Existin	2300.00	6813.59	6821.79	6820.37	6822.89	0.002747	8.72	375.37	105.38	0.61
Reach-1	34524		Bridge									
Reach-1	34439	2_year_Existing	40.00	6811.39	6812.13	6812.13	6812.37	0.017242	3.93	10.18	21.58	1.01
Reach-1	34439	5_year_Existing	200.00	6811.39	6813.04	6813.04	6813.64	0.012589	6.21	32.20	26.83	1.00
Reach-1	34439	10_year_Existing	370.00	6811.39	6813.69	6813.69	6814.51	0.011299	7.28	50.79	30.56	1.00
Reach-1	34439	25_year_Existing	820.00	6811.39	6814.92	6814.92	6816.13	0.009590	8.84	93.79	42.38	0.98
Reach-1	34439	50_year_Existing	1100.00	6811.39	6815.47	6815.47	6816.91	0.009222	9.65	119.98	52.78	0.99
Reach-1	34439	100_year_Existin	1400.00	6811.39	6816.05	6816.05	6817.64	0.008104	10.18	154.38	66.22	0.95
Reach-1	34439	500_year_Existin	2300.00	6811.39	6817.45	6817.45	6819.40	0.006626	11.50	269.17	94.24	0.91
Reach-1	34211	2_year_Existing	40.00	6806.79	6807.21	6807.32	6807.62	0.025088	5.11	7.83	19.36	1.42
Reach-1	34211	5_year_Existing	200.00	6806.79	6807.84	6808.26	6809.29	0.027589	9.64	21.23	24.22	1.71
Reach-1	34211	10_year_Existing	370.00	6806.79	6808.34	6808.98	6810.45	0.024851	11.73	34.56	29.88	1.72
Reach-1	34211	25_year_Existing	820.00	6806.79	6809.37	6810.34	6812.53	0.019389	14.57	70.85	41.01	1.65
Reach-1	34211	50_year_Existing	1100.00	6806.79	6809.93	6811.06	6813.49	0.016843	15.60	95.70	46.07	1.59
Reach-1	34211	100_year_Existin	1400.00	6806.79	6810.45	6811.73	6814.44	0.015370	16.61	123.45	57.18	1.56
Reach-1	34211	500_year_Existin	2300.00	6806.79	6811.84	6813.34	6816.56	0.012307	18.55	219.15	81.08	1.48
Reach-1	33742	2_year_Existing	47.00	6801.50	6802.03	6802.03	6802.25	0.012309	3.70	12.71	30.14	1.00
Reach-1	33742	5_year_Existing	230.00	6801.50	6802.79	6802.79	6803.27	0.009724	5.54	41.50	44.96	1.02
Reach-1	33742	10_year_Existing	420.00	6801.50	6803.19	6803.27	6803.94	0.010875	6.94	60.54	52.02	1.12
Reach-1	33742	25_year_Existing	930.00	6801.50	6803.89	6804.18	6805.32	0.011247	9.62	100.94	62.84	1.23
Reach-1	33742	50_year_Existing	1200.00	6801.50	6804.09	6804.59	6806.03	0.013334	11.20	113.83	65.92	1.36
Reach-1	33742	100_year_Existin	1600.00	6801.50	6804.41	6805.12	6806.97	0.014710	12.92	135.41	70.44	1.47
Reach-1	33742	500_year_Existin	2500.00	6801.50	6804.87	6806.18	6809.17	0.019601	16.79	169.51	75.50	1.74
Reach-1	33325	2_year_Existing	47.00	6793.50	6793.93	6794.09	6794.45	0.031402	5.76	8.16	19.99	1.59
Reach-1	33325	5_year_Existing	230.00	6793.50	6794.57	6795.06	6796.13	0.038110	10.04	22.92	27.03	1.92
Reach-1	33325	10_year_Existing	420.00	6793.50	6795.08	6795.63	6796.93	0.028040	10.92	38.46	33.09	1.78
Reach-1	33325	25_year_Existing	930.00	6793.50	6795.95	6796.82	6798.89	0.021195	13.78	70.11	39.50	1.70
Reach-1	33325	50_year_Existing	1200.00	6793.50	6796.43	6797.37	6799.60	0.017307	14.33	89.85	43.03	1.59
Reach-1	33325	100_year_Existin	1600.00	6793.50	6797.02	6798.10	6800.65	0.015104	15.40	116.70	49.15	1.54
Reach-1	33325	500_year_Existin	2500.00	6793.50	6798.15	6799.53	6802.66	0.012634	17.32	180.18	63.16	1.48
Reach-1	33003	2_year_Existing	47.00	6789.50	6790.09	6790.09	6790.37	0.011477	4.24	11.10	19.98	1.00
Reach-1	33003	5_year_Existing	230.00	6789.50	6791.12	6791.12	6791.84	0.008707	6.82	33.72	23.66	1.00
Reach-1	33003	10_year_Existing	420.00	6789.50	6791.83	6791.83	6792.90	0.007880	8.32	51.11	25.36	1.01
Reach-1	33003	25_year_Existing	930.00	6789.50	6793.07	6793.42	6794.79	0.007327	10.87	132.92	85.56	1.04
Reach-1	33003	50_year_Existing	1200.00	6789.50	6793.44	6793.98	6795.58	0.008223	12.32	165.57	95.40	1.13
Reach-1	33003	100_year_Existin	1600.00	6789.50	6793.88	6794.67	6796.61	0.009311	14.14	210.15	103.45	1.22
Reach-1	33003	500_year_Existin	2500.00	6789.50	6794.64	6795.83	6798.62	0.011529	17.59	292.49	112.45	1.40
Reach-1	32509	2_year_Existing	47.00	6779.50	6779.89	6780.06	6780.48	0.043224	6.10	7.71	22.15	1.82
Reach-1	32509	5_year_Existing	230.00	6779.50	6780.36	6780.99	6782.63	0.060913	12.09	19.16	26.12	2.46
Reach-1	32509	10_year_Existing	420.00	6779.50	6780.70	6781.61	6784.20	0.061867	15.04	28.44	28.68	2.61
Reach-1	32509	25_year_Existing	930.00	6779.50	6781.45	6782.88	6786.83	0.050557	18.68	52.03	33.83	2.55
Reach-1	32509	50_year_Existing	1200.00	6779.50	6781.86	6783.44	6787.55	0.039833	19.24	66.53	36.04	2.35
Reach-1	32509	100_year_Existin	1600.00	6779.50	6782.43	6784.15	6788.57	0.031311	20.04	87.81	38.72	2.17
Reach-1	32509	500_year_Existin	2500.00	6779.50	6783.59	6785.86	6790.60	0.022323	21.54	135.50	43.76	1.95
Reach-1	32075	2_year_Existing	47.00	6771.50	6772.23	6772.09	6772.43	0.006178	3.60	13.06	18.24	0.75
Reach-1	32075	5_year_Existing	230.00	6771.50	6773.11	6773.21	6774.06	0.011251	7.83	29.36	18.77	1.10
Reach-1	32075	10_year_Existing	420.00	6771.50	6773.94	6774.04	6775.29	0.009127	9.33	45.61	20.47	1.06
Reach-1	32075	25_year_Existing	930.00	6771.50	6775.33	6775.83	6777.92	0.009574	12.97	77.68	27.79	1.18
Reach-1	32075	50_year_Existing	1200.00	6771.50	6775.88	6776.71	6779.10	0.009994	14.51	94.30	32.43	1.23
Reach-1	32075	100_year_Existin	1600.00	6771.50	6776.60	6777.74	6780.68	0.010400	16.41	122.93	48.93	1.29
Reach-1	32075	500_year_Existin	2500.00	6771.50	6777.84	6779.79	6783.51	0.011270	19.76	203.63	61.77	1.39
Reach-1	31817	2_year_Existing	47.00	6769.50	6770.07	6770.06	6770.24	0.012213	3.36	14.03	39.34	0.98
Reach-1	31817	5_year_Existing	230.00	6769.50	6770.71	6770.74	6771.24	0.009721	5.89	43.21	51.41	1.03
Reach-1	31817	10_year_Existing	420.00	6769.50	6770.92	6771.23	6772.10	0.016907	8.82	54.49	54.53	1.41
Reach-1	31817	25_year_Existing	930.00	6769.50	6771.44	6772.25	6774.16	0.024705	13.48	84.41	61.09	1.80
Reach-1	31817	50_year_Existing	1200.00	6769.50	6771.67	6772.70	6775.12	0.026641	15.23	99.04	64.05	1.91
Reach-1	31817	100_year_Existin	1600.00	6769.50	6771.98	6773.31	6776.45	0.028901	17.44	118.78	66.48	2.04
Reach-1	31817	500_year_Existin	2500.00	6769.50	6772.62	6774.49	6778.97	0.029932	20.95	163.41	73.78	2.16
Reach-1	31503	2_year_Existing	170.00	6765.50	6766.51	6766.51	6766.88	0.010255	4.87	34.94	47.88	1.00
Reach-1	31503	5_year_Existing	380.00	6765.50	6766.92	6767.05	6767.65	0.012614	6.84	55.58	53.37	1.18
Reach-1	31503	10_year_Existing	650.00	6765.50	6767.46	6767.54	6768.36	0.009483	7.63	85.88	59.27	1.09
Reach-1	31503	25_year_Existing	1300.00	6765.50	6768.28	6768.51	6769.78	0.008855	9.85	139.11	75.29	1.13
Reach-1	31503	50_year_Existing	1600.00	6765.50	6768.56	6768.90	6770.36	0.009220	10.81	160.39	80.37	1.18
Reach-1	31503	100_year_Existin	2000.00	6765.50	6768.85	6769.35	6771.09	0.009962	12.08	185.19	85.91	1.25
Reach-1	31503	500_year_Existin	3000.00	6765.50	6769.48	6770.39	6772.78	0.011502	14.76	242.28	97.48	1.38

HEC-RAS Plan: CC Existing River: Cottonwood Creek Reach: Reach-1 (Continued)

Reach	River Sta	Profile	Q Total	Min Ch El	W.S. Elev	Crit W.S.	E.G. Elev	E.G. Slope	Vel Chnl	Flow Area	Top Width	Froude # Chl
			(cfs)	(ft)	(ft)	(ft)	(ft)	(ft/ft)	(ft/s)	(sq ft)	(ft)	
Reach-1	31004	2_year_Existing	170.00	6757.50	6758.39	6758.64	6759.23	0.024885	7.39	23.02	32.60	1.55
Reach-1	31004	5_year_Existing	380.00	6757.50	6758.97	6759.27	6760.12	0.018100	8.81	44.22	41.00	1.43
Reach-1	31004	10_year_Existing	650.00	6757.50	6759.30	6759.94	6761.30	0.022383	11.36	59.24	49.91	1.65
Reach-1	31004	25_year_Existing	1300.00	6757.50	6760.08	6761.06	6763.21	0.020294	14.39	115.79	92.36	1.69
Reach-1	31004	50_year_Existing	1600.00	6757.50	6760.40	6761.47	6763.81	0.018917	15.19	146.88	100.77	1.67
Reach-1	31004	100_year_Existin	2000.00	6757.50	6760.80	6761.94	6764.50	0.017402	16.03	187.48	105.07	1.64
Reach-1	31004	500_year_Existin	3000.00	6757.50	6761.83	6762.94	6766.03	0.015587	17.89	278.38	112.31	1.62
Reach-1	30520	2_year_Existing	170.00	6747.37	6748.54	6748.76	6749.51	0.016505	7.90	21.52	18.94	1.31
Reach-1	30520	5_year_Existing	380.00	6747.37	6749.21	6749.71	6751.10	0.018877	11.02	34.47	19.60	1.47
Reach-1	30520	10_year_Existing	650.00	6747.37	6750.10	6750.69	6752.52	0.014857	12.48	52.38	20.75	1.36
Reach-1	30520	25_year_Existing	1300.00	6747.37	6751.63	6752.59	6755.45	0.012764	15.72	85.46	22.58	1.36
Reach-1	30520	50_year_Existing	1600.00	6747.37	6752.28	6753.35	6756.58	0.011841	16.69	100.43	23.37	1.34
Reach-1	30520	100_year_Existin	2000.00	6747.37	6753.16	6754.54	6757.93	0.010541	17.60	121.50	25.77	1.30
Reach-1	30520	500_year_Existin	3000.00	6747.37	6755.17	6756.69	6760.60	0.008181	19.00	217.19	76.27	1.21
Reach-1	30047	2_year_Existing	170.00	6737.59	6738.59	6738.96	6739.62	0.025923	8.89	19.13	20.31	1.61
Reach-1	30047	5_year_Existing	380.00	6737.59	6739.28	6739.88	6741.27	0.022913	11.33	33.55	22.29	1.62
Reach-1	30047	10_year_Existing	650.00	6737.59	6739.75	6740.81	6743.11	0.027374	14.73	45.73	29.00	1.83
Reach-1	30047	25_year_Existing	1300.00	6737.59	6740.66	6742.37	6746.47	0.029519	19.65	83.56	48.14	2.03
Reach-1	30047	50_year_Existing	1600.00	6737.59	6740.99	6742.94	6747.81	0.030596	21.45	99.53	50.79	2.10
Reach-1	30047	100_year_Existin	2000.00	6737.59	6741.36	6743.64	6749.53	0.032162	23.65	119.04	53.85	2.19
Reach-1	30047	500_year_Existin	3000.00	6737.59	6742.19	6745.16	6753.10	0.033800	27.83	185.15	57.00	2.33
Reach-1	29669	2_year_Existing	170.00	6733.50	6734.73	6734.73	6735.11	0.010500	4.98	34.16	46.14	1.02
Reach-1	29669	5_year_Existing	380.00	6733.50	6735.24	6735.27	6735.90	0.009297	6.52	58.89	50.25	1.04
Reach-1	29669	10_year_Existing	650.00	6733.50	6735.69	6735.81	6736.72	0.009530	8.13	82.27	53.84	1.11
Reach-1	29669	25_year_Existing	1300.00	6733.50	6736.35	6736.85	6738.42	0.012452	11.60	119.47	59.11	1.34
Reach-1	29669	50_year_Existing	1600.00	6733.50	6736.59	6737.27	6739.15	0.013545	12.92	133.87	61.03	1.42
Reach-1	29669	100_year_Existin	2000.00	6733.50	6736.88	6737.79	6740.09	0.014833	14.49	151.54	63.30	1.51
Reach-1	29669	500_year_Existin	3000.00	6733.50	6737.47	6738.94	6742.33	0.017501	17.87	190.90	66.71	1.70
Reach-1	29390	2_year_Existing	170.00	6729.44	6730.43	6730.63	6731.19	0.019342	7.00	24.30	30.72	1.39
Reach-1	29390	5_year_Existing	380.00	6729.44	6730.97	6731.33	6732.25	0.018922	9.08	41.84	34.97	1.46
Reach-1	29390	10_year_Existing	650.00	6729.44	6731.53	6731.98	6733.19	0.016812	10.33	62.93	39.46	1.44
Reach-1	29390	25_year_Existing	1300.00	6729.44	6732.59	6733.17	6734.90	0.012631	12.20	107.81	47.92	1.35
Reach-1	29390	50_year_Existing	1600.00	6729.44	6732.97	6733.66	6735.60	0.011948	13.03	127.59	55.16	1.34
Reach-1	29390	100_year_Existin	2000.00	6729.44	6733.45	6734.25	6736.44	0.011210	13.94	155.96	64.13	1.33
Reach-1	29390	500_year_Existin	3000.00	6729.44	6734.42	6735.50	6738.30	0.010577	16.01	226.68	79.78	1.35
Reach-1	28969	2_year_Existing	170.00	6723.50	6724.75	6724.79	6725.34	0.010353	6.16	27.61	26.47	1.06
Reach-1	28969	5_year_Existing	380.00	6723.50	6725.43	6725.57	6726.45	0.010226	8.11	47.16	30.91	1.13
Reach-1	28969	10_year_Existing	650.00	6723.50	6726.03	6726.32	6727.58	0.010715	10.00	66.82	34.64	1.21
Reach-1	28969	25_year_Existing	1300.00	6723.50	6727.05	6727.74	6729.79	0.011468	13.35	105.15	40.16	1.33
Reach-1	28969	50_year_Existing	1600.00	6723.50	6727.48	6728.52	6730.66	0.011269	14.42	122.71	43.08	1.35
Reach-1	28969	100_year_Existin	2000.00	6723.50	6728.05	6729.16	6731.76	0.010724	15.54	151.89	83.12	1.35
Reach-1	28969	500_year_Existin	3000.00	6723.50	6729.09	6730.52	6733.79	0.010479	17.86	243.58	93.12	1.39
Reach-1	28503	2_year_Existing	170.00	6717.50	6718.70	6718.89	6719.53	0.015103	7.29	23.33	22.49	1.26
Reach-1	28503	5_year_Existing	380.00	6717.50	6719.42	6719.75	6720.72	0.014879	9.15	41.56	28.26	1.32
Reach-1	28503	10_year_Existing	650.00	6717.50	6720.05	6720.49	6721.87	0.014006	10.83	60.64	32.64	1.35
Reach-1	28503	25_year_Existing	1300.00	6717.50	6721.14	6721.78	6724.12	0.012851	13.89	99.82	38.94	1.39
Reach-1	28503	50_year_Existing	1600.00	6717.50	6721.54	6722.62	6725.03	0.012835	15.06	116.00	41.26	1.42
Reach-1	28503	100_year_Existin	2000.00	6717.50	6722.03	6723.42	6726.22	0.013013	16.53	136.81	54.36	1.46
Reach-1	28503	500_year_Existin	3000.00	6717.50	6723.14	6724.91	6728.46	0.012183	18.86	220.24	95.40	1.47
Reach-1	28003	2_year_Existing	170.00	6709.50	6710.67	6710.89	6711.64	0.016415	7.90	21.52	18.86	1.30
Reach-1	28003	5_year_Existing	380.00	6709.50	6711.43	6711.86	6713.18	0.015095	10.60	36.08	19.64	1.36
Reach-1	28003	10_year_Existing	650.00	6709.50	6712.21	6712.85	6714.77	0.014073	12.86	51.60	20.46	1.39
Reach-1	28003	25_year_Existing	1300.00	6709.50	6713.75	6715.23	6717.78	0.012987	16.17	88.61	29.89	1.39
Reach-1	28003	50_year_Existing	1600.00	6709.50	6714.37	6715.88	6718.88	0.011426	17.21	121.05	83.43	1.38
Reach-1	28003	100_year_Existin	2000.00	6709.50	6714.93	6716.57	6720.02	0.011490	18.59	169.88	86.12	1.41
Reach-1	28003	500_year_Existin	3000.00	6709.50	6716.04	6718.00	6722.33	0.011945	21.45	271.74	95.36	1.48
Reach-1	27595	2_year_Existing	170.00	6705.50	6706.64	6706.64	6707.05	0.009739	5.14	33.08	40.23	1.00
Reach-1	27595	5_year_Existing	380.00	6705.50	6707.17	6707.22	6707.86	0.010156	6.66	57.14	50.22	1.08
Reach-1	27595	10_year_Existing	650.00	6705.50	6707.48	6707.77	6708.73	0.013588	9.00	73.64	56.19	1.30
Reach-1	27595	25_year_Existing	1300.00	6705.50	6707.92	6708.80	6710.67	0.022668	13.82	100.61	68.77	1.76
Reach-1	27595	50_year_Existing	1600.00	6705.50	6708.07	6709.20	6711.87	0.026478	15.72	111.50	72.79	1.92
Reach-1	27595	100_year_Existin	2000.00	6705.50	6708.33	6709.69	6712.94	0.027728	17.38	130.37	74.72	2.00
Reach-1	27595	500_year_Existin	3000.00	6705.50	6708.93	6710.76	6715.19	0.027989	20.37	177.18	79.30	2.09
Reach-1	27232	2_year_Existing	170.00	6699.56	6700.50	6700.77	6701.42	0.027708	7.70	22.09	31.42	1.62
Reach-1	27232	5_year_Existing	380.00	6699.56	6701.03	6701.46	6702.48	0.022804	9.65	39.38	34.13	1.58
Reach-1	27232	10_year_Existing	650.00	6699.56	6701.65	6702.13	6703.38	0.015802	10.56	65.19	49.07	1.41
Reach-1	27232	25_year_Existing	1300.00	6699.56	6702.78	6703.37	6705.07	0.011183	12.39	135.65	73.65	1.29
Reach-1	27232	50_year_Existing	1600.00	6699.56	6703.18	6703.85	6705.72	0.010618	13.18	165.92	78.13	1.28
Reach-1	27232	100_year_Existin	2000.00	6699.56	6703.61	6704.40	6706.56	0.010808	14.30	200.74	82.99	1.31
Reach-1	27232	500_year_Existin	3000.00	6699.56	6704.48	6705.58	6708.44	0.011066	16.81	276.47	90.09	1.39

HEC-RAS Plan: CC Existing River: Cottonwood Creek Reach: Reach-1 (Continued)

Reach	River Sta	Profile	Q Total	Min Ch El	W.S. Elev	Crit W.S.	E.G. Elev	E.G. Slope	Vel Chnl	Flow Area	Top Width	Froude # Chl
			(cfs)	(ft)	(ft)	(ft)	(ft)	(ft/ft)	(ft/s)	(sq ft)	(ft)	
Reach-1	26791	2_year_Existing	170.00	6693.50	6694.82	6694.82	6695.37	0.009171	5.97	28.48	26.04	1.01
Reach-1	26791	5_year_Existing	380.00	6693.50	6695.59	6695.63	6696.46	0.008646	7.48	50.78	31.48	1.04
Reach-1	26791	10_year_Existing	650.00	6693.50	6696.10	6696.45	6697.53	0.010978	9.59	88.08	40.83	1.21
Reach-1	26791	25_year_Existing	1300.00	6693.50	6696.89	6697.69	6699.55	0.013893	13.28	115.37	70.01	1.43
Reach-1	26791	50_year_Existing	1600.00	6693.50	6697.19	6698.14	6700.28	0.014160	14.41	137.49	73.54	1.47
Reach-1	26791	100_year_Existin	2000.00	6693.50	6697.58	6698.64	6701.13	0.014135	15.61	166.74	77.33	1.50
Reach-1	26791	500_year_Existin	3000.00	6693.50	6698.42	6699.77	6702.93	0.013918	17.96	233.84	82.47	1.54
Reach-1	26480	2_year_Existing	170.00	6689.50	6690.24	6690.43	6690.91	0.025329	6.57	26.40	50.41	1.52
Reach-1	26480	5_year_Existing	380.00	6689.50	6690.56	6690.97	6691.89	0.029350	9.35	44.17	61.53	1.75
Reach-1	26480	10_year_Existing	650.00	6689.50	6690.96	6691.48	6692.66	0.023791	10.67	71.98	75.73	1.67
Reach-1	26480	25_year_Existing	1300.00	6689.50	6691.62	6692.42	6694.19	0.021665	13.40	129.43	98.52	1.71
Reach-1	26480	50_year_Existing	1600.00	6689.50	6691.85	6692.75	6694.82	0.021944	14.53	152.59	106.31	1.75
Reach-1	26480	100_year_Existin	2000.00	6689.50	6693.97	6693.12	6694.78	0.002665	8.01	389.59	115.42	0.68
Reach-1	26480	500_year_Existin	3000.00	6689.50	6695.99	6694.00	6696.71	0.001484	7.74	630.51	122.76	0.54
Reach-1	26361	2_year_Existing	170.00	6687.32	6689.03	6688.36	6689.17	0.001411	2.95	59.17	42.02	0.42
Reach-1	26361	5_year_Existing	380.00	6687.32	6689.84	6688.99	6690.13	0.001674	4.28	95.23	46.53	0.49
Reach-1	26361	10_year_Existing	650.00	6687.32	6690.60	6689.61	6691.06	0.001895	5.49	132.45	52.15	0.55
Reach-1	26361	25_year_Existing	1300.00	6687.32	6691.93	6690.86	6692.79	0.002251	7.58	209.50	64.38	0.64
Reach-1	26361	50_year_Existing	1600.00	6687.32	6692.51	6691.35	6693.51	0.002213	8.17	248.97	69.81	0.64
Reach-1	26361	100_year_Existin	2000.00	6687.32	6693.22	6691.97	6694.38	0.002182	8.86	300.68	76.35	0.65
Reach-1	26361	500_year_Existin	3000.00	6687.32	6694.73	6693.30	6696.28	0.002152	10.28	426.32	90.29	0.67
Reach-1	26289		Bridge									
Reach-1	26233	2_year_Existing	170.00	6685.72	6686.85	6686.85	6687.35	0.009417	5.66	30.04	30.33	1.00
Reach-1	26233	5_year_Existing	380.00	6685.72	6687.58	6687.58	6688.38	0.007973	7.18	52.96	32.67	0.99
Reach-1	26233	10_year_Existing	650.00	6685.72	6688.31	6688.31	6689.40	0.007309	8.40	77.41	35.00	1.00
Reach-1	26233	25_year_Existing	1300.00	6685.72	6689.65	6689.65	6691.28	0.006351	10.27	128.73	42.84	0.99
Reach-1	26233	50_year_Existing	1600.00	6685.72	6690.17	6690.17	6692.01	0.005897	10.90	152.57	47.46	0.97
Reach-1	26233	100_year_Existin	2000.00	6685.72	6690.81	6690.81	6692.90	0.005529	11.67	184.37	53.05	0.97
Reach-1	26233	500_year_Existin	3000.00	6685.72	6692.19	6692.19	6694.85	0.004968	13.22	266.35	65.27	0.96
Reach-1	26035	2_year_Existing	340.00	6681.80	6682.77	6682.99	6683.59	0.028982	7.26	46.80	58.37	1.43
Reach-1	26035	5_year_Existing	710.00	6681.80	6683.19	6683.62	6684.69	0.032021	9.65	72.12	61.70	1.60
Reach-1	26035	10_year_Existing	1000.00	6681.80	6683.38	6684.03	6685.64	0.040409	12.11	82.78	63.13	1.84
Reach-1	26035	25_year_Existing	1800.00	6681.80	6683.90	6685.00	6687.62	0.042092	15.50	118.35	67.86	1.99
Reach-1	26035	50_year_Existing	2300.00	6681.80	6684.26	6685.54	6688.49	0.037554	16.50	144.14	70.76	1.93
Reach-1	26035	100_year_Existin	2700.00	6681.80	6684.46	6685.92	6689.39	0.039553	17.86	157.59	72.33	2.01
Reach-1	26035	500_year_Existin	4000.00	6681.80	6685.22	6687.06	6691.42	0.035042	20.10	214.49	78.61	1.98
Reach-1	25919	2_year_Existing	340.00	6677.61	6680.07	6678.95	6680.15	0.001653	2.17	156.99	91.98	0.29
Reach-1	25919	5_year_Existing	710.00	6677.61	6680.88	6679.58	6681.02	0.002006	3.08	231.86	94.21	0.34
Reach-1	25919	10_year_Existing	1000.00	6677.61	6681.37	6679.92	6681.58	0.002192	3.63	278.70	95.58	0.37
Reach-1	25919	25_year_Existing	1800.00	6677.61	6682.48	6680.66	6682.83	0.002501	4.77	385.90	98.56	0.41
Reach-1	25919	50_year_Existing	2300.00	6677.61	6683.06	6681.05	6683.50	0.002622	5.34	443.63	99.99	0.43
Reach-1	25919	100_year_Existin	2700.00	6677.61	6683.48	6681.39	6683.99	0.002698	5.74	488.63	101.11	0.45
Reach-1	25919	500_year_Existin	4000.00	6677.61	6684.72	6682.29	6685.43	0.002872	6.63	617.35	110.96	0.48
Reach-1	25784		Bridge									
Reach-1	25654	2_year_Existing	340.00	6675.70	6677.46	6677.46	6677.92	0.012995	5.46	62.23	65.35	0.99
Reach-1	25654	5_year_Existing	710.00	6675.70	6678.07	6678.07	6678.77	0.011447	6.72	106.40	76.79	0.99
Reach-1	25654	10_year_Existing	1000.00	6675.70	6678.45	6678.45	6679.31	0.010333	7.47	136.01	79.11	0.98
Reach-1	25654	25_year_Existing	1800.00	6675.70	6679.29	6679.29	6680.58	0.009289	9.14	204.85	84.25	0.99
Reach-1	25654	50_year_Existing	2300.00	6675.70	6679.76	6679.76	6681.27	0.008747	9.89	245.26	87.29	0.99
Reach-1	25654	100_year_Existin	2700.00	6675.70	6680.13	6680.13	6681.78	0.008270	10.36	277.92	89.67	0.98
Reach-1	25654	500_year_Existin	4000.00	6675.70	6681.15	6681.15	6683.28	0.007624	11.80	373.19	98.46	0.98
Reach-1	25454	2_year_Existing	340.00	6670.35	6671.47	6671.95	6673.12	0.048223	10.33	32.91	45.03	2.13
Reach-1	25454	5_year_Existing	710.00	6670.35	6671.95	6672.66	6674.39	0.039083	12.54	57.00	53.73	2.10
Reach-1	25454	10_year_Existing	1000.00	6670.35	6672.25	6673.12	6675.23	0.034489	13.85	73.82	57.04	2.05
Reach-1	25454	25_year_Existing	1800.00	6670.35	6673.04	6674.19	6676.92	0.025204	15.89	121.90	64.85	1.89
Reach-1	25454	50_year_Existing	2300.00	6670.35	6673.49	6674.77	6677.79	0.021965	16.79	151.46	67.73	1.82
Reach-1	25454	100_year_Existin	2700.00	6670.35	6673.82	6675.20	6678.44	0.020124	17.40	174.71	69.92	1.78
Reach-1	25454	500_year_Existin	4000.00	6670.35	6674.88	6676.46	6680.20	0.015650	18.80	252.44	76.79	1.65
Reach-1	25102	2_year_Existing	340.00	6663.50	6665.35	6665.47	6666.32	0.010089	7.90	43.02	27.48	1.11
Reach-1	25102	5_year_Existing	710.00	6663.50	6666.28	6666.54	6667.87	0.010145	10.13	70.20	31.57	1.18
Reach-1	25102	10_year_Existing	1000.00	6663.50	6666.79	6667.21	6668.89	0.010345	11.64	87.40	35.70	1.23
Reach-1	25102	25_year_Existing	1800.00	6663.50	6667.91	6668.77	6671.28	0.010587	14.78	132.44	44.41	1.32
Reach-1	25102	50_year_Existing	2300.00	6663.50	6668.53	6669.60	6672.55	0.010448	16.20	161.71	50.14	1.34
Reach-1	25102	100_year_Existin	2700.00	6663.50	6669.00	6670.20	6673.47	0.010288	17.15	185.85	54.34	1.35
Reach-1	25102	500_year_Existin	4000.00	6663.50	6670.42	6671.94	6675.98	0.009364	19.34	268.11	61.44	1.35
Reach-1	24912	2_year_Existing	340.00	6661.50	6663.29	6663.47	6664.25	0.011781	7.84	43.37	31.88	1.18
Reach-1	24912	5_year_Existing	710.00	6661.50	6664.04	6664.45	6665.65	0.013734	10.18	69.77	38.84	1.34
Reach-1	24912	10_year_Existing	1000.00	6661.50	6664.44	6665.02	6666.54	0.014871	11.64	86.08	43.63	1.43
Reach-1	24912	25_year_Existing	1800.00	6661.50	6665.21	6666.27	6668.73	0.017239	15.09	124.44	55.63	1.61
Reach-1	24912	50_year_Existing	2300.00	6661.50	6665.60	6666.93	6669.96	0.017905	16.81	147.50	62.16	1.67

HEC-RAS Plan: CC Existing River: Cottonwood Creek Reach: Reach-1 (Continued)

Reach	River Sta	Profile	Q Total	Min Ch El	W.S. Elev	Crit W.S.	E.G. Elev	E.G. Slope	Vel Chnl	Flow Area	Top Width	Froude # Chl
			(cfs)	(ft)	(ft)	(ft)	(ft)	(ft/ft)	(ft/s)	(sq ft)	(ft)	
Reach-1	24912	100_year_Existin	2700.00	6661.50	6665.89	6667.41	6670.87	0.018226	17.99	166.30	67.01	1.71
Reach-1	24912	500_year_Existin	4000.00	6661.50	6666.76	6668.88	6673.45	0.018346	20.99	229.52	78.57	1.79
Reach-1	24438	2_year_Existing	340.00	6651.50	6652.81	6653.46	6655.00	0.036906	11.89	28.60	26.54	2.02
Reach-1	24438	5_year_Existing	710.00	6651.50	6653.61	6654.52	6656.47	0.028339	13.57	52.33	32.53	1.89
Reach-1	24438	10_year_Existing	1000.00	6651.50	6654.10	6655.08	6657.35	0.025598	14.45	69.19	36.20	1.84
Reach-1	24438	25_year_Existing	1800.00	6651.50	6655.98	6656.39	6659.42	0.022158	16.73	108.38	44.43	1.81
Reach-1	24438	50_year_Existing	2300.00	6651.50	6655.54	6657.12	6660.67	0.021177	18.19	129.84	48.89	1.82
Reach-1	24438	100_year_Existin	2700.00	6651.50	6655.88	6657.58	6661.60	0.020674	19.24	146.78	52.14	1.82
Reach-1	24438	500_year_Existin	4000.00	6651.50	6656.83	6659.22	6664.35	0.019735	22.13	203.07	66.88	1.86
Reach-1	24003	2_year_Existing	340.00	6643.50	6645.25	6645.44	6646.32	0.011727	8.31	40.94	27.48	1.19
Reach-1	24003	5_year_Existing	710.00	6643.50	6646.00	6646.51	6648.07	0.013341	11.57	62.57	30.65	1.36
Reach-1	24003	10_year_Existing	1000.00	6643.50	6646.48	6647.23	6649.25	0.013740	13.38	77.89	32.72	1.43
Reach-1	24003	25_year_Existing	1800.00	6643.50	6647.62	6648.86	6651.97	0.013656	16.83	117.97	37.59	1.51
Reach-1	24003	50_year_Existing	2300.00	6643.50	6648.24	6649.76	6653.42	0.013441	18.44	142.06	40.23	1.53
Reach-1	24003	100_year_Existin	2700.00	6643.50	6648.70	6650.42	6654.50	0.013218	19.53	161.29	42.44	1.55
Reach-1	24003	500_year_Existin	4000.00	6643.50	6650.07	6652.33	6657.58	0.012568	22.39	224.07	49.97	1.57
Reach-1	23503	2_year_Existing	340.00	6635.03	6636.42	6636.91	6638.03	0.024811	10.19	33.37	28.97	1.67
Reach-1	23503	5_year_Existing	710.00	6635.03	6637.17	6637.88	6639.56	0.022301	12.40	57.25	33.99	1.68
Reach-1	23503	10_year_Existing	1000.00	6635.03	6637.58	6638.48	6640.61	0.022192	13.97	71.71	36.43	1.73
Reach-1	23503	25_year_Existing	1800.00	6635.03	6638.42	6639.89	6643.29	0.022475	17.72	104.16	40.75	1.85
Reach-1	23503	50_year_Existing	2300.00	6635.03	6638.87	6640.64	6644.78	0.022600	19.56	122.75	43.03	1.90
Reach-1	23503	100_year_Existin	2700.00	6635.03	6639.19	6641.20	6645.91	0.022674	20.86	137.06	44.71	1.93
Reach-1	23503	500_year_Existin	4000.00	6635.03	6640.15	6642.86	6649.20	0.022511	24.29	182.23	49.63	2.00
Reach-1	23003	2_year_Existing	340.00	6629.50	6631.44	6631.44	6632.16	0.008420	6.81	49.91	35.32	1.01
Reach-1	23003	5_year_Existing	710.00	6629.50	6632.28	6632.36	6633.48	0.007951	8.80	82.08	44.52	1.05
Reach-1	23003	10_year_Existing	1000.00	6629.50	6632.85	6632.97	6634.32	0.007165	9.76	111.21	57.81	1.04
Reach-1	23003	25_year_Existing	1800.00	6629.50	6633.83	6634.40	6636.25	0.008064	12.68	178.29	79.99	1.16
Reach-1	23003	50_year_Existing	2300.00	6629.50	6634.28	6635.04	6637.29	0.008685	14.22	219.19	92.71	1.23
Reach-1	23003	100_year_Existin	2700.00	6629.50	6634.59	6635.53	6638.06	0.009225	15.36	247.74	94.08	1.28
Reach-1	23003	500_year_Existin	4000.00	6629.50	6635.40	6636.84	6640.39	0.010928	18.68	325.80	97.73	1.43
Reach-1	22503	2_year_Existing	340.00	6619.88	6620.60	6621.16	6622.72	0.070494	11.68	29.12	45.67	2.58
Reach-1	22503	5_year_Existing	710.00	6619.88	6620.98	6621.79	6624.26	0.074041	14.53	48.88	57.32	2.77
Reach-1	22503	10_year_Existing	1000.00	6619.88	6621.17	6622.20	6625.50	0.081871	16.70	59.88	61.60	2.98
Reach-1	22503	25_year_Existing	1800.00	6619.88	6621.73	6623.17	6627.37	0.058229	19.07	95.13	64.07	2.71
Reach-1	22503	50_year_Existing	2300.00	6619.88	6622.05	6623.70	6628.31	0.050082	20.10	116.16	65.50	2.60
Reach-1	22503	100_year_Existin	2700.00	6619.88	6622.30	6624.09	6628.99	0.045194	20.77	132.74	66.61	2.52
Reach-1	22503	500_year_Existin	4000.00	6619.88	6623.05	6625.21	6631.00	0.036096	22.70	183.46	69.88	2.37
Reach-1	22003	2_year_Existing	340.00	6613.50	6614.90	6614.90	6615.44	0.009162	5.85	58.07	55.39	1.01
Reach-1	22003	5_year_Existing	710.00	6613.50	6615.59	6615.59	6616.40	0.007832	7.24	98.58	62.25	1.00
Reach-1	22003	10_year_Existing	1000.00	6613.50	6616.01	6616.01	6617.02	0.007267	8.09	125.20	65.31	1.00
Reach-1	22003	25_year_Existing	1800.00	6613.50	6616.90	6616.98	6618.47	0.006959	10.09	186.05	71.55	1.04
Reach-1	22003	50_year_Existing	2300.00	6613.50	6617.29	6617.52	6619.27	0.007442	11.35	214.53	74.30	1.10
Reach-1	22003	100_year_Existin	2700.00	6613.50	6617.56	6617.89	6619.88	0.007812	12.27	235.45	76.25	1.14
Reach-1	22003	500_year_Existin	4000.00	6613.50	6618.35	6619.14	6621.75	0.008814	14.87	300.42	98.75	1.25
Reach-1	21520	2_year_Existing	340.00	6605.50	6606.64	6607.04	6607.96	0.030590	9.22	36.88	44.18	1.77
Reach-1	21520	5_year_Existing	710.00	6605.50	6607.10	6607.80	6609.47	0.032058	12.34	57.96	47.68	1.94
Reach-1	21520	10_year_Existing	1000.00	6605.50	6607.40	6608.30	6610.44	0.030993	14.00	72.71	50.24	1.98
Reach-1	21520	25_year_Existing	1800.00	6605.50	6608.20	6609.47	6612.44	0.025042	16.58	115.40	57.03	1.91
Reach-1	21520	50_year_Existing	2300.00	6605.50	6608.70	6609.95	6613.33	0.021253	17.37	145.07	61.30	1.81
Reach-1	21520	100_year_Existin	2700.00	6605.50	6609.08	6610.78	6613.99	0.019208	17.94	166.79	64.52	1.76
Reach-1	21520	500_year_Existin	4000.00	6605.50	6610.19	6612.27	6615.99	0.015408	19.58	250.23	97.03	1.66
Reach-1	21053	2_year_Existing	340.00	6599.50	6600.94	6600.94	6601.51	0.008945	6.03	56.41	50.63	1.01
Reach-1	21053	5_year_Existing	710.00	6599.50	6601.66	6601.67	6602.52	0.008017	7.43	95.88	60.56	1.02
Reach-1	21053	10_year_Existing	1000.00	6599.50	6602.03	6602.12	6603.15	0.008267	8.51	119.74	69.50	1.06
Reach-1	21053	25_year_Existing	1800.00	6599.50	6602.69	6603.25	6604.69	0.010148	11.41	181.93	130.94	1.24
Reach-1	21053	50_year_Existing	2300.00	6599.50	6602.97	6603.65	6605.55	0.011600	13.04	223.19	164.48	1.34
Reach-1	21053	100_year_Existin	2700.00	6599.50	6604.49	6604.23	6605.57	0.003110	8.93	595.89	287.07	0.75
Reach-1	21053	500_year_Existin	4000.00	6599.50	6608.69	6605.08	6608.99	0.000448	5.28	1887.41	323.33	0.32
Reach-1	20729	2_year_Existing	340.00	6595.50	6596.67	6596.89	6597.54	0.017497	7.47	45.51	48.98	1.37
Reach-1	20729	5_year_Existing	710.00	6595.50	6597.20	6597.62	6598.68	0.018365	9.76	72.73	54.25	1.49
Reach-1	20729	10_year_Existing	1000.00	6595.50	6597.56	6598.24	6599.34	0.017291	10.71	93.41	57.94	1.49
Reach-1	20729	25_year_Existing	1800.00	6595.50	6601.48	6599.02	6601.66	0.000472	3.65	760.52	240.56	0.29
Reach-1	20729	50_year_Existing	2300.00	6595.50	6603.37	6599.42	6603.50	0.000226	3.18	1249.73	254.71	0.22
Reach-1	20729	100_year_Existin	2700.00	6595.50	6605.04		6605.15	0.000138	2.86	1666.41	265.88	0.17
Reach-1	20729	500_year_Existin	4000.00	6595.50	6608.78		6608.87	0.000080	2.79	2718.41	286.25	0.14
Reach-1	20471	2_year_Existing	340.00	6593.50	6594.75	6594.75	6595.23	0.009620	5.55	61.29	65.87	1.01
Reach-1	20471	5_year_Existing	710.00	6593.50	6596.68	6595.38	6596.82	0.000978	3.22	260.02	195.38	0.38
Reach-1	20471	10_year_Existing	1000.00	6593.50	6598.40	6595.78	6598.48	0.000253	2.37	614.34	211.67	0.21
Reach-1	20471	25_year_Existing	1800.00	6593.50	6601.51		6601.58	0.000105	2.24	1299.72	229.88	0.15
Reach-1	20471	50_year_Existing	2300.00	6593.50	6603.38		6603.45	0.000075	2.22	1740.25	239.90	0.13
Reach-1	20471	100_year_Existin	2700.00	6593.50	6605.05		6605.11	0.000057	2.18	2148.55	249.43	0.12

HEC-RAS Plan: CC Existing River: Cottonwood Creek Reach: Reach-1 (Continued)

Reach	River Sta	Profile	Q Total	Min Ch El	W.S. Elev	Crit W.S.	E.G. Elev	E.G. Slope	Vel Chnl	Flow Area	Top Width	Froude # Chl
			(cfs)	(ft)	(ft)	(ft)	(ft)	(ft/ft)	(ft/s)	(sq ft)	(ft)	
Reach-1	20471	500_year_Existin	4000.00	6593.50	6608.78		6608.85	0.000044	2.32	3162.97	300.07	0.11
Reach-1	20354	2_year_Existing	910.00	6590.48	6594.25	6591.83	6594.30	0.000157	1.68	545.15	163.62	0.18
Reach-1	20354	5_year_Existing	2200.00	6590.48	6596.68	6592.68	6596.76	0.000151	2.36	977.69	201.58	0.17
Reach-1	20354	10_year_Existing	3200.00	6590.48	6598.35	6593.19	6598.46	0.000136	2.65	1303.23	233.85	0.17
Reach-1	20354	25_year_Existing	5500.00	6590.48	6601.38	6594.22	6601.53	0.000128	3.22	1892.16	292.23	0.17
Reach-1	20354	50_year_Existing	6800.00	6590.48	6603.23	6594.73	6603.40	0.000113	3.37	2253.24	326.03	0.17
Reach-1	20354	100_year_Existin	8100.00	6590.48	6604.88	6595.20	6605.06	0.000105	3.53	2573.17	359.74	0.17
Reach-1	20354	500_year_Existin	11000.00	6590.48	6608.58	6596.20	6608.80	0.000088	3.78	3294.84	431.28	0.16
Reach-1	20261		Culvert									
Reach-1	20164	2_year_Existing	910.00	6588.11	6589.52	6589.52	6590.04	0.008697	5.77	157.74	148.70	0.99
Reach-1	20164	5_year_Existing	2200.00	6588.11	6590.37	6590.37	6591.28	0.007407	7.64	288.78	158.89	1.00
Reach-1	20164	10_year_Existing	3200.00	6588.11	6590.90	6590.90	6592.05	0.006831	8.62	372.82	161.73	1.00
Reach-1	20164	25_year_Existing	5500.00	6588.11	6591.90	6591.90	6593.56	0.006094	10.35	536.52	164.08	1.00
Reach-1	20164	50_year_Existing	6800.00	6588.11	6592.43	6592.43	6594.32	0.005716	11.05	623.36	168.10	0.99
Reach-1	20164	100_year_Existin	8100.00	6588.11	6592.90	6592.90	6595.03	0.005508	11.72	703.80	175.43	0.99
Reach-1	20164	500_year_Existin	11000.00	6588.11	6593.90	6593.90	6596.48	0.005069	12.91	877.54	190.88	0.99
Reach-1	19961	2_year_Existing	910.00	6579.50	6580.67	6581.64	6584.83	0.090387	16.38	55.55	63.10	3.08
Reach-1	19961	5_year_Existing	2200.00	6579.50	6581.65	6583.10	6586.95	0.043423	18.52	122.45	73.36	2.41
Reach-1	19961	10_year_Existing	3200.00	6579.50	6582.35	6584.05	6588.11	0.030746	19.35	176.70	80.61	2.14
Reach-1	19961	25_year_Existing	5500.00	6579.50	6583.87	6585.90	6590.18	0.018350	20.43	311.37	96.60	1.79
Reach-1	19961	50_year_Existing	6800.00	6579.50	6584.86	6586.77	6591.16	0.015092	20.87	398.27	124.22	1.67
Reach-1	19961	100_year_Existin	8100.00	6579.50	6585.40	6587.52	6592.03	0.012953	21.25	500.13	151.39	1.58
Reach-1	19961	500_year_Existin	11000.00	6579.50	6586.85	6589.15	6593.75	0.010274	22.07	758.86	204.95	1.47
Reach-1	19488	2_year_Existing	910.00	6570.63	6573.61	6573.71	6574.87	0.008111	9.02	100.93	45.27	1.06
Reach-1	19488	5_year_Existing	2200.00	6570.63	6574.96	6575.72	6577.87	0.009763	13.27	187.90	113.90	1.26
Reach-1	19488	10_year_Existing	3200.00	6570.63	6575.61	6576.73	6579.35	0.011011	15.80	268.41	130.57	1.37
Reach-1	19488	25_year_Existing	5500.00	6570.63	6576.68	6578.59	6582.65	0.013597	20.48	419.41	152.11	1.58
Reach-1	19488	50_year_Existing	6800.00	6570.63	6577.20	6579.40	6584.17	0.014298	22.40	502.36	162.74	1.65
Reach-1	19488	100_year_Existin	8100.00	6570.63	6577.70	6580.14	6585.44	0.014588	23.91	585.24	172.74	1.69
Reach-1	19488	500_year_Existin	11000.00	6570.63	6578.72	6581.50	6587.79	0.014606	26.50	773.39	193.53	1.74
Reach-1	19003	2_year_Existing	910.00	6563.50	6565.10	6565.80	6567.48	0.036786	12.37	73.59	64.76	2.04
Reach-1	19003	5_year_Existing	2200.00	6563.50	6566.05	6567.22	6569.97	0.028946	15.89	139.34	72.41	1.99
Reach-1	19003	10_year_Existing	3200.00	6563.50	6566.67	6568.10	6571.46	0.025527	17.58	184.91	76.45	1.94
Reach-1	19003	25_year_Existing	5500.00	6563.50	6567.83	6569.77	6574.33	0.021977	20.52	278.19	84.35	1.91
Reach-1	19003	50_year_Existing	6800.00	6563.50	6568.37	6570.71	6575.82	0.020892	21.99	325.26	88.37	1.90
Reach-1	19003	100_year_Existin	8100.00	6563.50	6568.89	6571.73	6577.17	0.019897	23.21	372.10	92.11	1.90
Reach-1	19003	500_year_Existin	11000.00	6563.50	6569.98	6573.51	6579.85	0.018047	25.42	476.29	99.94	1.87
Reach-1	18509	2_year_Existing	910.00	6555.27	6556.95	6557.07	6557.74	0.011326	7.13	128.68	108.96	1.15
Reach-1	18509	5_year_Existing	2200.00	6555.27	6557.66	6558.10	6559.42	0.014890	10.64	209.88	119.17	1.40
Reach-1	18509	10_year_Existing	3200.00	6555.27	6558.02	6558.75	6560.59	0.017018	12.89	252.95	121.48	1.55
Reach-1	18509	25_year_Existing	5500.00	6555.27	6558.67	6560.00	6563.14	0.020908	17.02	332.23	124.89	1.80
Reach-1	18509	50_year_Existing	6800.00	6555.27	6558.97	6560.60	6564.52	0.022609	18.96	370.40	128.49	1.90
Reach-1	18509	100_year_Existin	8100.00	6555.27	6559.24	6561.19	6565.88	0.024174	20.74	405.06	127.94	1.99
Reach-1	18509	500_year_Existin	11000.00	6555.27	6559.79	6562.38	6568.80	0.026924	24.19	475.69	130.82	2.16
Reach-1	17993	2_year_Existing	910.00	6547.50	6549.09	6549.46	6550.43	0.017941	9.29	97.97	77.53	1.48
Reach-1	17993	5_year_Existing	2200.00	6547.50	6550.21	6550.73	6552.30	0.012872	11.60	191.01	92.79	1.36
Reach-1	17993	10_year_Existing	3200.00	6547.50	6550.88	6551.53	6553.48	0.011400	12.97	258.03	106.60	1.33
Reach-1	17993	25_year_Existing	5500.00	6547.50	6552.15	6553.07	6555.73	0.009822	15.32	410.86	138.58	1.32
Reach-1	17993	50_year_Existing	6800.00	6547.50	6552.73	6553.79	6556.83	0.009581	16.48	491.46	141.66	1.33
Reach-1	17993	100_year_Existin	8100.00	6547.50	6553.24	6554.45	6557.86	0.009511	17.57	564.65	144.40	1.35
Reach-1	17993	500_year_Existin	11000.00	6547.50	6554.21	6555.78	6560.02	0.009697	19.85	707.50	149.62	1.40
Reach-1	17523	2_year_Existing	910.00	6541.50	6542.92	6543.01	6543.64	0.011306	6.83	133.31	118.83	1.13
Reach-1	17523	5_year_Existing	2200.00	6541.50	6543.51	6544.00	6545.28	0.016978	10.67	206.10	127.14	1.48
Reach-1	17523	10_year_Existing	3200.00	6541.50	6543.82	6544.59	6546.43	0.020561	12.96	246.98	131.55	1.67
Reach-1	17523	25_year_Existing	5500.00	6541.50	6544.44	6545.71	6548.77	0.024218	16.70	329.97	139.60	1.89
Reach-1	17523	50_year_Existing	6800.00	6541.50	6544.76	6546.28	6549.91	0.024424	18.22	376.02	146.16	1.94
Reach-1	17523	100_year_Existin	8100.00	6541.50	6545.07	6546.80	6550.97	0.024300	19.50	421.45	148.46	1.96
Reach-1	17523	500_year_Existin	11000.00	6541.50	6545.71	6547.87	6553.09	0.023634	21.84	517.67	151.25	2.00
Reach-1	17049	2_year_Existing	910.00	6535.50	6538.02	6538.08	6538.82	0.009171	7.17	126.94	89.82	1.06
Reach-1	17049	5_year_Existing	2200.00	6535.50	6539.05	6539.25	6540.57	0.008800	9.91	223.62	97.12	1.13
Reach-1	17049	10_year_Existing	3200.00	6535.50	6539.99	6539.99	6541.64	0.006120	10.32	316.62	101.17	1.00
Reach-1	17049	25_year_Existing	5500.00	6535.50	6541.42	6541.42	6543.76	0.005427	12.34	485.80	107.32	1.00
Reach-1	17049	50_year_Existing	6800.00	6535.50	6541.90	6542.14	6544.84	0.005997	13.83	517.81	109.39	1.07
Reach-1	17049	100_year_Existin	8100.00	6535.50	6542.68	6542.82	6545.81	0.005308	14.29	604.75	112.59	1.03
Reach-1	17049	500_year_Existin	11000.00	6535.50	6544.28	6544.41	6547.85	0.004430	15.27	809.40	179.72	0.98
Reach-1	16584	2_year_Existing	910.00	6529.50	6531.23	6531.66	6532.79	0.019163	10.02	90.82	65.91	1.50
Reach-1	16584	5_year_Existing	2200.00	6529.50	6532.35	6533.11	6535.05	0.016074	13.19	167.10	71.27	1.50
Reach-1	16584	10_year_Existing	3200.00	6529.50	6532.83	6534.00	6536.78	0.018949	15.95	202.14	75.15	1.67
Reach-1	16584	25_year_Existing	5500.00	6529.50	6534.14	6535.70	6539.46	0.015698	18.57	306.92	84.87	1.62
Reach-1	16584	50_year_Existing	6800.00	6529.50	6534.92	6536.52	6540.58	0.013264	19.18	375.04	89.50	1.53

HEC-RAS Plan: CC Existing River: Cottonwood Creek Reach: Reach-1 (Continued)

Reach	River Sta	Profile	Q Total	Min Ch El	W.S. Elev	Crit W.S.	E.G. Elev	E.G. Slope	Vel Chnl	Flow Area	Top Width	Froude # Chl
			(cfs)	(ft)	(ft)	(ft)	(ft)	(ft/ft)	(ft/s)	(sq ft)	(ft)	
Reach-1	16584	100_year_Existin	8100.00	6529.50	6535.50	6537.18	6541.84	0.012791	20.32	428.54	93.11	1.53
Reach-1	16584	500_year_Existin	11000.00	6529.50	6536.77	6539.59	6544.31	0.011584	22.24	552.36	105.21	1.51
Reach-1	16065	2_year_Existing	910.00	6521.50	6524.21	6524.46	6525.57	0.010411	9.36	97.20	50.07	1.18
Reach-1	16065	5_year_Existing	2200.00	6521.50	6525.63	6526.23	6528.00	0.011341	12.35	178.11	64.36	1.31
Reach-1	16065	10_year_Existing	3200.00	6521.50	6526.45	6527.18	6529.33	0.010393	13.65	244.75	96.73	1.30
Reach-1	16065	25_year_Existing	5500.00	6521.50	6527.53	6528.91	6532.20	0.011929	17.54	359.85	117.43	1.46
Reach-1	16065	50_year_Existing	6800.00	6521.50	6527.97	6529.72	6533.73	0.013096	19.56	413.80	125.96	1.55
Reach-1	16065	100_year_Existin	8100.00	6521.50	6528.45	6530.37	6535.03	0.013347	21.01	476.90	134.28	1.59
Reach-1	16065	500_year_Existin	11000.00	6521.50	6529.41	6532.00	6537.68	0.013806	23.80	608.19	141.36	1.66
Reach-1	15579	2_year_Existing	910.00	6517.51	6519.77	6519.87	6520.80	0.008900	8.15	111.66	63.37	1.08
Reach-1	15579	5_year_Existing	2200.00	6517.51	6521.00	6521.34	6523.03	0.008919	11.46	196.66	75.10	1.18
Reach-1	15579	10_year_Existing	3200.00	6517.51	6521.66	6522.30	6524.49	0.009498	13.54	248.77	83.65	1.28
Reach-1	15579	25_year_Existing	5500.00	6517.51	6523.16	6524.19	6527.12	0.008495	16.16	400.07	118.84	1.26
Reach-1	15579	50_year_Existing	6800.00	6517.51	6523.84	6525.03	6528.35	0.008291	17.36	486.51	134.80	1.27
Reach-1	15579	100_year_Existin	8100.00	6517.51	6524.41	6525.83	6529.52	0.008401	18.59	566.52	148.20	1.30
Reach-1	15579	500_year_Existin	11000.00	6517.51	6525.50	6527.33	6531.87	0.008683	21.01	742.32	172.21	1.36
Reach-1	15127	2_year_Existing	910.00	6511.50	6512.54	6512.93	6513.85	0.032336	9.16	99.36	125.15	1.81
Reach-1	15127	5_year_Existing	2200.00	6511.50	6513.06	6513.85	6515.79	0.035810	13.24	166.34	131.31	2.06
Reach-1	15127	10_year_Existing	3200.00	6511.50	6513.40	6514.44	6517.01	0.034792	15.24	210.81	133.48	2.11
Reach-1	15127	25_year_Existing	5500.00	6511.50	6513.96	6515.59	6519.84	0.038279	19.47	285.98	137.08	2.33
Reach-1	15127	50_year_Existing	6800.00	6511.50	6514.26	6516.17	6521.17	0.037741	21.10	327.98	139.05	2.36
Reach-1	15127	100_year_Existin	8100.00	6511.50	6514.56	6516.70	6522.33	0.036399	22.38	370.37	141.00	2.37
Reach-1	15127	500_year_Existin	11000.00	6511.50	6515.19	6517.79	6524.65	0.033804	24.73	460.68	144.90	2.36
Reach-1	14677	2_year_Existing	910.00	6505.50	6507.45	6507.45	6508.30	0.007697	7.37	123.86	77.21	1.01
Reach-1	14677	5_year_Existing	2200.00	6505.50	6508.82	6508.82	6510.25	0.006161	9.61	253.40	120.94	0.98
Reach-1	14677	10_year_Existing	3200.00	6505.50	6509.68	6509.71	6511.42	0.005439	10.69	373.32	153.51	0.96
Reach-1	14677	25_year_Existing	5500.00	6505.50	6511.03	6511.22	6513.59	0.005570	13.20	584.71	161.38	1.02
Reach-1	14677	50_year_Existing	6800.00	6505.50	6511.64	6511.97	6514.66	0.005720	14.42	685.42	164.91	1.05
Reach-1	14677	100_year_Existin	8100.00	6505.50	6512.21	6512.62	6515.67	0.005849	15.50	779.05	167.72	1.08
Reach-1	14677	500_year_Existin	11000.00	6505.50	6513.32	6513.88	6517.73	0.006098	17.63	969.45	173.30	1.13
Reach-1	14287	2_year_Existing	910.00	6501.50	6502.76	6503.00	6503.88	0.019522	7.69	118.57	134.51	1.43
Reach-1	14287	5_year_Existing	2200.00	6501.50	6503.20	6503.90	6505.60	0.029933	12.43	176.97	139.33	1.90
Reach-1	14287	10_year_Existing	3200.00	6501.50	6503.48	6504.48	6506.94	0.033473	14.93	218.37	142.29	2.07
Reach-1	14287	25_year_Existing	5500.00	6501.50	6504.18	6505.61	6509.12	0.029779	17.88	319.59	148.64	2.08
Reach-1	14287	50_year_Existing	6800.00	6501.50	6504.54	6506.18	6510.17	0.028049	19.11	373.24	151.14	2.06
Reach-1	14287	100_year_Existin	8100.00	6501.50	6504.87	6506.68	6511.15	0.026725	20.19	424.33	153.48	2.05
Reach-1	14287	500_year_Existin	11000.00	6501.50	6505.56	6507.75	6513.16	0.024657	22.25	531.34	158.27	2.04
Reach-1	13989	2_year_Existing	910.00	6497.59	6499.15	6499.17	6499.85	0.008840	6.70	136.40	105.92	1.03
Reach-1	13989	5_year_Existing	2200.00	6497.59	6500.23	6500.24	6501.45	0.007015	8.89	253.22	111.57	1.01
Reach-1	13989	10_year_Existing	3200.00	6497.59	6500.83	6500.93	6502.47	0.006977	10.30	321.51	114.75	1.05
Reach-1	13989	25_year_Existing	5500.00	6497.59	6501.90	6502.27	6504.50	0.007368	12.99	447.64	120.39	1.14
Reach-1	13989	50_year_Existing	6800.00	6497.59	6502.43	6502.93	6505.53	0.007498	14.20	511.28	123.14	1.17
Reach-1	13989	100_year_Existin	8100.00	6497.59	6502.91	6503.56	6506.49	0.007590	15.28	571.46	125.69	1.20
Reach-1	13989	500_year_Existin	11000.00	6497.59	6503.89	6504.83	6508.48	0.007704	17.32	697.41	130.86	1.24
Reach-1	13865	2_year_Existing	940.00	6494.86	6497.87	6496.31	6497.99	0.000841	2.86	339.00	133.26	0.30
Reach-1	13865	5_year_Existing	2300.00	6494.86	6500.21	6497.37	6500.43	0.000649	3.76	674.41	430.81	0.29
Reach-1	13865	10_year_Existing	3300.00	6494.86	6501.05	6498.00	6501.37	0.000805	4.63	800.62	489.47	0.33
Reach-1	13865	25_year_Existing	5800.00	6494.86	6501.63	6499.34	6502.18	0.001379	6.45	1735.99	517.90	0.44
Reach-1	13865	50_year_Existing	7100.00	6494.86	6502.06	6499.93	6502.74	0.001591	7.22	1961.20	526.78	0.48
Reach-1	13865	100_year_Existin	8600.00	6494.86	6502.48	6500.60	6503.30	0.001843	8.08	2180.77	535.32	0.52
Reach-1	13865	500_year_Existin	12000.00	6494.86	6503.27	6501.86	6504.44	0.002374	9.81	2608.80	552.88	0.60
Reach-1	13763		Culvert									
Reach-1	13661	2_year_Existing	940.00	6481.64	6483.53	6483.53	6484.28	0.011129	6.95	135.26	87.80	0.99
Reach-1	13661	5_year_Existing	2300.00	6481.64	6483.01	6484.78	6492.92	0.233442	25.25	91.07	83.75	0.29
Reach-1	13661	10_year_Existing	3300.00	6481.64	6485.52	6485.52	6487.13	0.008918	10.19	324.39	101.23	1.00
Reach-1	13661	25_year_Existing	5800.00	6481.64	6487.04	6487.04	6489.30	0.007815	12.06	485.11	109.00	0.99
Reach-1	13661	50_year_Existing	7100.00	6481.64	6487.70	6487.70	6490.28	0.007495	12.91	557.73	111.67	0.99
Reach-1	13661	100_year_Existin	8600.00	6481.64	6488.41	6488.41	6491.34	0.007199	13.76	638.03	114.55	0.99
Reach-1	13661	500_year_Existin	12000.00	6481.64	6489.90	6489.90	6493.53	0.006638	15.33	813.18	120.59	0.99
Reach-1	13483	2_year_Existing	940.00	6475.60	6476.52	6477.20	6479.17	0.108791	13.05	72.05	100.85	2.72
Reach-1	13483	5_year_Existing	2300.00	6475.60	6477.77	6478.32	6479.70	0.022161	11.19	211.78	126.51	1.44
Reach-1	13483	10_year_Existing	3300.00	6475.60	6477.55	6478.93	6482.66	0.068085	18.18	185.18	121.34	2.48
Reach-1	13483	25_year_Existing	5800.00	6475.60	6478.40	6480.22	6485.07	0.052675	20.88	302.46	151.04	2.33
Reach-1	13483	50_year_Existing	7100.00	6475.60	6478.78	6480.80	6486.11	0.048332	21.99	360.16	152.36	2.28
Reach-1	13483	100_year_Existin	8600.00	6475.60	6479.19	6481.44	6487.21	0.044587	23.09	423.32	153.79	2.24
Reach-1	13483	500_year_Existin	12000.00	6475.60	6480.05	6482.74	6489.44	0.038774	25.15	557.38	156.78	2.17
Reach-1	13015	2_year_Existing	940.00	6469.50	6471.22	6471.14	6471.77	0.010368	5.94	158.46	124.33	0.92
Reach-1	13015	5_year_Existing	2300.00	6469.50	6472.14	6472.14	6473.24	0.010235	8.45	274.63	128.91	1.00
Reach-1	13015	10_year_Existing	3300.00	6469.50	6472.74	6472.74	6474.14	0.009358	9.50	353.28	131.93	1.00
Reach-1	13015	25_year_Existing	5800.00	6469.50	6473.75	6474.01	6476.06	0.010259	12.22	489.28	136.37	1.10

HEC-RAS Plan: CC Existing River: Cottonwood Creek Reach: Reach-1 (Continued)

Reach	River Sta	Profile	Q Total	Min Ch El	W.S. Elev	Crit W.S.	E.G. Elev	E.G. Slope	Vel Chnl	Flow Area	Top Width	Froude # Chl
			(cfs)	(ft)	(ft)	(ft)	(ft)	(ft/ft)	(ft/s)	(sq ft)	(ft)	
Reach-1	13015	50_year_Existing	7100.00	6469.50	6474.53	6474.59	6476.89	0.008245	12.39	596.23	139.30	1.02
Reach-1	13015	100_year_Existin	8600.00	6469.50	6475.00	6475.22	6477.84	0.008873	13.58	663.04	141.10	1.06
Reach-1	13015	500_year_Existin	12000.00	6469.50	6475.95	6476.54	6479.83	0.009506	15.92	797.46	144.65	1.15
Reach-1	12504	2_year_Existing	940.00	6463.50	6465.32	6465.32	6465.93	0.012585	6.28	149.74	124.42	1.01
Reach-1	12504	5_year_Existing	2300.00	6463.50	6466.19	6466.31	6467.36	0.013018	8.71	264.26	138.82	1.11
Reach-1	12504	10_year_Existing	3300.00	6463.50	6466.56	6466.87	6468.24	0.014409	10.35	319.76	142.36	1.20
Reach-1	12504	25_year_Existing	5800.00	6463.50	6467.57	6468.07	6470.07	0.013406	12.68	465.47	150.83	1.23
Reach-1	12504	50_year_Existing	7100.00	6463.50	6467.80	6468.61	6471.07	0.016136	14.54	499.21	152.26	1.36
Reach-1	12504	100_year_Existin	8600.00	6463.50	6468.28	6469.21	6471.97	0.015349	15.45	573.70	155.04	1.36
Reach-1	12504	500_year_Existin	12000.00	6463.50	6469.26	6470.41	6473.85	0.014337	17.27	727.91	160.83	1.36
Reach-1	11998	2_year_Existing	940.00	6449.50	6451.73	6452.63	6454.61	0.047510	13.60	69.10	46.44	2.01
Reach-1	11998	5_year_Existing	2300.00	6449.50	6452.95	6454.19	6457.10	0.033188	16.73	165.54	92.75	1.85
Reach-1	11998	10_year_Existing	3300.00	6449.50	6453.70	6455.10	6458.27	0.026660	17.83	238.74	100.41	1.73
Reach-1	11998	25_year_Existing	5800.00	6449.50	6458.35	6456.94	6459.99	0.003349	11.38	778.30	129.44	0.71
Reach-1	11998	50_year_Existing	7100.00	6449.50	6459.44	6457.72	6461.24	0.003154	12.00	922.24	135.60	0.70
Reach-1	11998	100_year_Existin	8600.00	6449.50	6460.43	6458.57	6462.48	0.003168	12.90	1059.97	141.06	0.72
Reach-1	11998	500_year_Existin	12000.00	6449.50	6462.43	6460.32	6465.00	0.003194	14.62	1352.68	152.01	0.74
Reach-1	11912	2_year_Existing	940.00	6448.00	6451.27	6451.32	6452.54	0.010604	9.02	104.78	45.31	1.03
Reach-1	11912	5_year_Existing	2300.00	6448.00	6453.24	6453.35	6455.19	0.008143	11.37	235.68	83.97	0.99
Reach-1	11912	10_year_Existing	3300.00	6448.00	6454.34	6454.43	6456.62	0.007141	12.48	334.84	95.58	0.96
Reach-1	11912	25_year_Existing	5800.00	6448.00	6456.56	6456.56	6459.48	0.006044	14.53	572.70	119.28	0.94
Reach-1	11912	50_year_Existing	7100.00	6448.00	6457.42	6457.42	6460.72	0.006011	15.59	680.07	128.61	0.95
Reach-1	11912	100_year_Existin	8600.00	6448.00	6458.55	6458.55	6461.99	0.005437	16.14	830.97	137.67	0.93
Reach-1	11912	500_year_Existin	12000.00	6448.00	6460.36	6460.36	6464.50	0.005383	18.06	1089.62	148.26	0.95
Reach-1	11864	2_year_Existing	940.00	6444.00	6446.84	6446.28	6451.32	0.040406	16.99	55.31	21.65	1.87
Reach-1	11864	5_year_Existing	2300.00	6444.00	6449.68	6451.14	6454.31	0.022744	17.25	133.34	32.99	1.51
Reach-1	11864	10_year_Existing	3300.00	6444.00	6451.42	6452.87	6455.93	0.014459	17.12	210.47	67.28	1.26
Reach-1	11864	25_year_Existing	5800.00	6444.00	6454.12	6455.38	6458.92	0.010086	18.52	460.65	109.43	1.13
Reach-1	11864	50_year_Existing	7100.00	6444.00	6455.15	6456.58	6460.19	0.009439	19.36	579.07	120.35	1.11
Reach-1	11864	100_year_Existin	8600.00	6444.00	6456.23	6457.54	6461.48	0.008847	20.15	715.75	131.83	1.09
Reach-1	11864	500_year_Existin	12000.00	6444.00	6458.08	6459.43	6464.00	0.008813	22.14	969.05	141.73	1.11
Reach-1	11834	2_year_Existing	940.00	6440.67	6443.07	6444.88	6449.55	0.070224	20.43	46.01	20.54	2.41
Reach-1	11834	5_year_Existing	2300.00	6440.67	6445.76	6448.19	6453.17	0.038950	21.85	105.28	23.60	1.82
Reach-1	11834	10_year_Existing	3300.00	6440.67	6447.56	6450.10	6455.06	0.025932	22.01	154.50	35.79	1.58
Reach-1	11834	25_year_Existing	5800.00	6440.67	6451.14	6453.48	6458.33	0.014408	22.40	350.20	68.74	1.28
Reach-1	11834	50_year_Existing	7100.00	6440.67	6452.75	6454.91	6459.69	0.011778	22.46	477.26	89.28	1.18
Reach-1	11834	100_year_Existin	8600.00	6440.67	6454.30	6456.56	6461.05	0.010104	22.69	631.93	109.42	1.12
Reach-1	11834	500_year_Existin	12000.00	6440.67	6458.93	6458.69	6463.66	0.008811	23.74	963.24	138.85	1.07
Reach-1	11703	2_year_Existing	940.00	6437.40	6440.25	6441.09	6443.10	0.026714	13.55	69.37	30.84	1.59
Reach-1	11703	5_year_Existing	2300.00	6437.40	6441.54	6443.52	6448.12	0.036200	20.60	113.08	37.01	1.98
Reach-1	11703	10_year_Existing	3300.00	6437.40	6442.37	6444.96	6451.00	0.035612	23.64	145.25	41.06	2.03
Reach-1	11703	25_year_Existing	5800.00	6437.40	6444.52	6448.01	6455.46	0.026522	26.89	244.97	51.85	1.88
Reach-1	11703	50_year_Existing	7100.00	6437.40	6445.60	6449.39	6457.13	0.022968	27.78	305.06	59.62	1.80
Reach-1	11703	100_year_Existin	8600.00	6437.40	6446.79	6450.88	6458.73	0.019801	28.50	381.44	68.56	1.71
Reach-1	11703	500_year_Existin	12000.00	6437.40	6449.27	6453.59	6461.62	0.015253	29.59	575.46	87.38	1.57
Reach-1	11657	2_year_Existing	940.00	6436.00	6439.12	6439.96	6441.86	0.025729	13.26	70.80	31.57	1.56
Reach-1	11657	5_year_Existing	2300.00	6436.00	6440.52	6442.24	6446.21	0.035549	19.14	120.18	39.20	1.93
Reach-1	11657	10_year_Existing	3300.00	6436.00	6441.18	6443.51	6448.98	0.041764	22.41	147.25	42.90	2.13
Reach-1	11657	25_year_Existing	5800.00	6436.00	6442.71	6446.10	6453.98	0.037994	26.99	222.36	54.84	2.15
Reach-1	11657	50_year_Existing	7100.00	6436.00	6443.51	6447.26	6455.78	0.034052	28.25	269.26	62.82	2.08
Reach-1	11657	100_year_Existin	8600.00	6436.00	6444.40	6448.38	6457.50	0.030267	29.33	326.95	71.82	2.01
Reach-1	11657	500_year_Existin	12000.00	6436.00	6446.25	6450.63	6460.55	0.024444	31.08	477.71	88.55	1.89
Reach-1	11484	2_year_Existing	940.00	6430.05	6432.19	6433.10	6435.27	0.046814	14.09	66.72	43.16	2.00
Reach-1	11484	5_year_Existing	2300.00	6430.05	6433.47	6435.07	6438.85	0.039960	18.61	123.57	45.78	2.00
Reach-1	11484	10_year_Existing	3300.00	6430.05	6434.22	6436.22	6440.96	0.038165	20.84	158.34	47.31	2.01
Reach-1	11484	25_year_Existing	5800.00	6430.05	6435.52	6438.65	6446.18	0.041035	26.21	221.97	51.57	2.17
Reach-1	11484	50_year_Existing	7100.00	6430.05	6436.10	6439.76	6448.58	0.040820	28.38	253.35	55.01	2.21
Reach-1	11484	100_year_Existin	8600.00	6430.05	6436.82	6440.91	6450.83	0.038635	30.09	293.91	59.17	2.20
Reach-1	11484	500_year_Existin	12000.00	6430.05	6438.39	6443.13	6454.86	0.033336	32.76	393.76	67.73	2.12
Reach-1	11001	2_year_Existing	940.00	6425.50	6428.78	6428.78	6430.06	0.010165	9.06	103.79	41.04	1.00
Reach-1	11001	5_year_Existing	2300.00	6425.50	6430.90	6430.90	6432.91	0.008795	11.38	203.31	53.06	1.00
Reach-1	11001	10_year_Existing	3300.00	6425.50	6432.00	6432.00	6434.53	0.007994	12.76	264.05	57.22	1.00
Reach-1	11001	25_year_Existing	5800.00	6425.50	6434.11	6434.35	6437.91	0.007635	15.72	397.08	69.75	1.03
Reach-1	11001	50_year_Existing	7100.00	6425.50	6435.12	6435.49	6439.43	0.007329	16.80	471.47	81.17	1.03
Reach-1	11001	100_year_Existin	8600.00	6425.50	6435.79	6436.77	6441.12	0.008187	18.72	529.79	92.43	1.11
Reach-1	11001	500_year_Existin	12000.00	6425.50	6437.11	6438.98	6444.58	0.009695	22.35	658.49	99.92	1.23
Reach-1	10636	2_year_Existing	940.00	6421.50	6424.71	6424.82	6426.10	0.011498	9.47	99.24	40.84	1.07
Reach-1	10636	5_year_Existing	2300.00	6421.50	6426.48	6428.92	6429.06	0.012432	12.91	178.39	49.24	1.18
Reach-1	10636	10_year_Existing	3300.00	6421.50	6427.36	6428.08	6430.79	0.012789	14.88	224.08	54.64	1.24
Reach-1	10636	25_year_Existing	5800.00	6421.50	6429.28	6430.53	6434.35	0.011832	18.16	345.38	75.61	1.26
Reach-1	10636	50_year_Existing	7100.00	6421.50	6430.06	6431.74	6435.93	0.011747	19.58	410.04	84.58	1.29

HEC-RAS Plan: CC Existing River: Cottonwood Creek Reach: Reach-1 (Continued)

Reach	River Sta	Profile	Q Total	Min Ch El	W.S. Elev	Crit W.S.	E.G. Elev	E.G. Slope	Vel Chnl	Flow Area	Top Width	Froude # Chl
			(cfs)	(ft)	(ft)	(ft)	(ft)	(ft/ft)	(ft/s)	(sq ft)	(ft)	
Reach-1	10636	100_year_Existin	8600.00	6421.50	6431.02	6432.87	6437.52	0.011218	20.76	495.10	98.21	1.28
Reach-1	10636	500_year_Existin	12000.00	6421.50	6432.66	6434.97	6440.73	0.011193	23.44	674.57	115.98	1.32
Reach-1	10290	2_year_Existing	940.00	6415.50	6418.08	6418.73	6420.32	0.025598	11.99	78.41	41.18	1.53
Reach-1	10290	5_year_Existing	2300.00	6415.50	6419.66	6420.76	6423.38	0.021624	15.50	150.22	49.80	1.53
Reach-1	10290	10_year_Existing	3300.00	6415.50	6420.54	6421.86	6425.15	0.020463	17.27	196.44	54.40	1.54
Reach-1	10290	25_year_Existing	5800.00	6415.50	6422.20	6424.24	6429.62	0.019373	21.09	295.77	66.52	1.58
Reach-1	10290	50_year_Existing	7100.00	6415.50	6422.97	6425.52	6430.70	0.018528	22.51	349.98	73.56	1.58
Reach-1	10290	100_year_Existin	8600.00	6415.50	6423.79	6426.72	6432.47	0.017801	23.94	413.99	82.59	1.58
Reach-1	10290	500_year_Existin	12000.00	6415.50	6425.51	6428.77	6435.87	0.016249	26.41	576.67	111.54	1.57
Reach-1	10000	2_year_Existing	940.00	6411.50	6414.38	6414.62	6415.88	0.013678	9.83	95.59	42.23	1.15
Reach-1	10000	5_year_Existing	2300.00	6411.50	6416.38	6416.64	6418.62	0.010875	12.00	191.89	53.83	1.11
Reach-1	10000	10_year_Existing	3300.00	6411.50	6417.17	6417.74	6420.26	0.011873	14.11	236.38	59.19	1.19
Reach-1	10000	25_year_Existing	5800.00	6411.50	6418.66	6420.05	6423.86	0.013599	18.37	334.26	72.09	1.34
Reach-1	10000	50_year_Existing	7100.00	6411.50	6419.30	6421.09	6425.55	0.014324	20.19	392.13	79.02	1.40
Reach-1	10000	100_year_Existin	8600.00	6411.50	6419.98	6422.22	6427.37	0.014920	22.01	438.54	87.57	1.45
Reach-1	10000	500_year_Existin	12000.00	6411.50	6421.34	6424.45	6431.03	0.015750	25.40	568.41	102.90	1.53
Reach-1	9500	2_year_Existing	940.00	6405.50	6407.64	6407.39	6408.20	0.007058	5.99	157.36	91.90	0.80
Reach-1	9500	5_year_Existing	2300.00	6405.50	6407.89	6408.69	6410.44	0.027054	12.81	181.02	99.24	1.60
Reach-1	9500	10_year_Existing	3300.00	6405.50	6408.36	6409.37	6411.68	0.026734	14.89	247.79	153.88	1.65
Reach-1	9500	25_year_Existing	5800.00	6405.50	6409.23	6410.75	6414.34	0.026383	18.51	382.08	157.22	1.79
Reach-1	9500	50_year_Existing	7100.00	6405.50	6409.60	6411.38	6415.57	0.029122	20.13	440.92	158.67	1.85
Reach-1	9500	100_year_Existin	8600.00	6405.50	6409.98	6412.04	6418.98	0.030184	21.87	501.32	160.14	1.91
Reach-1	9500	500_year_Existin	12000.00	6405.50	6410.72	6413.41	6419.95	0.032453	25.36	621.16	163.01	2.04
Reach-1	9026	2_year_Existing	940.00	6401.50	6403.21	6403.21	6403.92	0.011886	6.79	138.58	99.01	1.01
Reach-1	9026	5_year_Existing	2300.00	6401.50	6404.36	6404.36	6405.66	0.009670	9.13	255.21	102.64	1.00
Reach-1	9026	10_year_Existing	3300.00	6401.50	6405.07	6405.07	6406.70	0.008803	10.25	328.92	104.87	1.00
Reach-1	9026	25_year_Existing	5800.00	6401.50	6406.56	6406.56	6408.92	0.007775	12.36	488.37	109.54	1.00
Reach-1	9026	50_year_Existing	7100.00	6401.50	6407.23	6407.23	6409.94	0.007492	13.24	562.58	111.72	1.00
Reach-1	9026	100_year_Existin	8600.00	6401.50	6407.99	6407.99	6411.03	0.007082	14.05	648.54	114.27	0.99
Reach-1	9026	500_year_Existin	12000.00	6401.50	6409.49	6409.49	6413.29	0.006657	15.74	823.53	119.29	1.00
Reach-1	8630	2_year_Existing	940.00	6395.50	6396.97	6397.16	6397.90	0.020000	7.75	121.34	104.50	1.26
Reach-1	8630	5_year_Existing	2300.00	6395.50	6397.68	6398.26	6399.81	0.024376	11.71	197.91	109.99	1.51
Reach-1	8630	10_year_Existing	3300.00	6395.50	6398.09	6398.93	6401.02	0.025716	13.74	244.03	113.26	1.60
Reach-1	8630	25_year_Existing	5800.00	6395.50	6399.00	6400.37	6403.57	0.025698	17.19	349.90	118.42	1.70
Reach-1	8630	50_year_Existing	7100.00	6395.50	6399.44	6401.00	6404.72	0.025091	18.49	401.77	120.58	1.71
Reach-1	8630	100_year_Existin	8600.00	6395.50	6399.90	6401.69	6405.97	0.024706	19.86	457.34	122.85	1.73
Reach-1	8630	500_year_Existin	12000.00	6395.50	6400.89	6403.13	6408.45	0.023126	22.21	581.05	127.00	1.74
Reach-1	8263	2_year_Existing	940.00	6387.09	6388.67	6388.67	6389.31	0.027140	6.44	148.12	119.21	1.00
Reach-1	8263	5_year_Existing	2300.00	6387.09	6389.69	6389.71	6390.85	0.022904	8.72	273.65	127.40	1.01
Reach-1	8263	10_year_Existing	3300.00	6387.09	6390.25	6390.33	6391.77	0.022541	10.00	346.34	131.25	1.04
Reach-1	8263	25_year_Existing	5800.00	6387.09	6391.28	6391.65	6393.75	0.024444	12.79	485.30	137.28	1.14
Reach-1	8263	50_year_Existing	7100.00	6387.09	6391.70	6392.24	6394.68	0.025854	14.08	543.30	139.28	1.19
Reach-1	8263	100_year_Existin	8600.00	6387.09	6392.14	6392.90	6395.70	0.027222	15.41	605.17	141.37	1.24
Reach-1	8263	500_year_Existin	12000.00	6387.09	6392.96	6394.23	6397.92	0.030865	18.24	722.10	145.25	1.36
Reach-1	8045	2_year_Existing	950.00	6379.23	6381.57	6380.66	6381.81	0.004989	3.94	242.26	112.40	0.47
Reach-1	8045	5_year_Existing	2300.00	6379.23	6383.30	6381.78	6383.74	0.004216	5.32	448.46	124.47	0.47
Reach-1	8045	10_year_Existing	3400.00	6379.23	6384.47	6382.51	6385.03	0.003832	6.02	597.47	134.34	0.47
Reach-1	8045	25_year_Existing	6000.00	6379.23	6386.65	6383.94	6387.61	0.003213	7.12	923.22	154.46	0.46
Reach-1	8045	50_year_Existing	7400.00	6379.23	6387.98	6384.63	6388.84	0.003010	7.57	1078.98	164.06	0.45
Reach-1	8045	100_year_Existin	8800.00	6379.23	6389.05	6385.30	6389.99	0.002855	7.96	1225.23	173.07	0.45
Reach-1	8045	500_year_Existin	12000.00	6379.23	6392.25	6386.56	6393.21	0.002005	8.07	1663.55	200.10	0.40
Reach-1	7964	'T'	Culvert									
Reach-1	7899	2_year_Existing	950.00	6375.09	6377.36	6376.84	6377.72	0.009590	4.85	195.99	106.35	0.63
Reach-1	7899	5_year_Existing	2300.00	6375.09	6378.65	6378.00	6379.36	0.009896	6.77	342.36	119.53	0.69
Reach-1	7899	10_year_Existing	3400.00	6375.09	6379.38	6378.73	6380.37	0.010428	8.03	430.58	124.44	0.74
Reach-1	7899	25_year_Existing	6000.00	6375.09	6380.59	6380.13	6382.33	0.012457	10.62	586.90	132.70	0.84
Reach-1	7899	50_year_Existing	7400.00	6375.09	6381.08	6380.76	6383.25	0.013709	11.87	652.59	136.04	0.90
Reach-1	7899	100_year_Existin	8800.00	6375.09	6381.57	6381.42	6384.12	0.014488	12.92	717.72	139.32	0.94
Reach-1	7899	500_year_Existin	12000.00	6375.09	6382.69	6382.69	6385.97	0.014805	14.68	871.57	146.99	0.98
Reach-1	7560	2_year_Existing	950.00	6369.80	6371.63	6371.58	6372.31	0.030216	6.63	143.30	98.31	0.97
Reach-1	7560	5_year_Existing	2300.00	6369.80	6372.73	6372.73	6373.95	0.027700	8.87	259.86	109.83	1.01
Reach-1	7560	10_year_Existing	3400.00	6369.80	6373.47	6373.46	6375.02	0.024858	10.01	342.80	113.65	0.99
Reach-1	7560	25_year_Existing	6000.00	6369.80	6375.14	6374.90	6377.16	0.018376	11.47	539.40	122.23	0.92
Reach-1	7560	50_year_Existing	7400.00	6369.80	6375.97	6375.61	6378.18	0.016284	12.00	642.82	126.51	0.89
Reach-1	7560	100_year_Existin	8800.00	6369.80	6376.64		6379.15	0.014131	12.30	754.57	130.45	0.85
Reach-1	7560	500_year_Existin	12000.00	6369.80	6378.68	6377.56	6381.20	0.011216	12.93	1001.77	138.70	0.79
Reach-1	7234	2_year_Existing	950.00	6360.59	6364.20	6364.20	6365.28	0.016008	8.39	126.16	87.12	0.93
Reach-1	7234	5_year_Existing	2300.00	6360.59	6365.93	6365.96	6367.67	0.013974	11.09	284.08	95.66	0.95
Reach-1	7234	10_year_Existing	3400.00	6360.59	6367.00	6367.00	6369.17	0.013384	12.60	389.59	100.98	0.96
Reach-1	7234	25_year_Existing	6000.00	6360.59	6369.03	6369.03	6372.09	0.012839	15.31	604.78	110.91	0.99

HEC-RAS Plan: CC Existing River: Cottonwood Creek Reach: Reach-1 (Continued)

Reach	River Sta	Profile	Q Total	Min Ch El	W.S. Elev	Crit W.S.	E.G. Elev	E.G. Slope	Vel Chnl	Flow Area	Top Width	Froude # Chl
			(cfs)	(ft)	(ft)	(ft)	(ft)	(ft/ft)	(ft/s)	(sq ft)	(ft)	
Reach-1	7234	50_year_Existing	7400.00	6360.59	6370.01	6370.01	6373.44	0.012400	16.35	715.70	115.59	1.00
Reach-1	7234	100_year_Existin	8800.00	6360.59	6370.86	6370.86	6374.89	0.012347	17.40	815.23	119.88	1.01
Reach-1	7234	500_year_Existin	12000.00	6360.59	6372.75	6372.75	6377.27	0.011656	19.14	1049.94	129.12	1.01
Reach-1	6819	2_year_Existing	950.00	6347.95	6350.04	6350.88	6352.75	0.073710	13.20	72.36	49.35	1.90
Reach-1	6819	5_year_Existing	2300.00	6347.95	6351.14	6352.54	6355.95	0.078979	17.65	133.44	62.05	2.07
Reach-1	6819	10_year_Existing	3400.00	6347.95	6351.82	6353.56	6357.80	0.075286	19.69	178.77	69.86	2.11
Reach-1	6819	25_year_Existing	6000.00	6347.95	6353.12	6355.57	6361.46	0.062747	23.34	273.97	77.35	2.06
Reach-1	6819	50_year_Existing	7400.00	6347.95	6353.73	6356.51	6363.17	0.058971	24.87	322.19	80.75	2.04
Reach-1	6819	100_year_Existin	8800.00	6347.95	6354.34	6357.40	6364.63	0.054718	26.02	372.26	84.12	2.01
Reach-1	6819	500_year_Existin	12000.00	6347.95	6355.57	6359.23	6367.75	0.049162	28.43	460.30	90.47	1.97
Reach-1	6488	2_year_Existing	950.00	6340.05	6344.38	6344.38	6345.48	0.020271	8.39	113.48	53.91	1.01
Reach-1	6488	5_year_Existing	2300.00	6340.05	6346.12	6346.12	6347.89	0.016512	10.70	221.10	67.05	1.00
Reach-1	6488	10_year_Existing	3400.00	6340.05	6347.15	6347.15	6349.44	0.015324	12.20	292.58	71.20	1.00
Reach-1	6488	25_year_Existing	6000.00	6340.05	6349.34	6349.34	6352.49	0.012773	14.43	468.86	95.13	0.97
Reach-1	6488	50_year_Existing	7400.00	6340.05	6350.34	6350.44	6353.86	0.011974	15.31	573.76	113.25	0.97
Reach-1	6488	100_year_Existin	8800.00	6340.05	6350.99	6351.47	6355.10	0.012742	16.65	650.38	124.61	1.01
Reach-1	6488	500_year_Existin	12000.00	6340.05	6352.16	6353.31	6357.64	0.014612	19.45	803.85	135.59	1.10
Reach-1	6069	2_year_Existing	950.00	6327.64	6330.58	6331.23	6332.83	0.048404	12.06	78.78	35.88	1.43
Reach-1	6069	5_year_Existing	2300.00	6327.64	6332.15	6333.42	6336.18	0.054127	16.11	142.80	45.56	1.60
Reach-1	6069	10_year_Existing	3400.00	6327.64	6333.09	6334.64	6338.15	0.055245	18.04	186.42	51.35	1.66
Reach-1	6069	25_year_Existing	6000.00	6327.64	6334.82	6336.93	6342.14	0.057797	22.02	276.02	64.03	1.77
Reach-1	6069	50_year_Existing	7400.00	6327.64	6335.31	6338.03	6343.96	0.055837	23.66	322.17	69.43	1.78
Reach-1	6069	100_year_Existin	8800.00	6327.64	6336.13	6338.97	6345.24	0.049083	24.34	381.82	75.79	1.71
Reach-1	6069	500_year_Existin	12000.00	6327.64	6337.87	6340.98	6347.76	0.039190	25.58	524.82	89.25	1.59
Reach-1	5570	2_year_Existing	950.00	6317.50	6321.44	6321.44	6323.05	0.027898	10.17	93.37	29.38	1.01
Reach-1	5570	5_year_Existing	2300.00	6317.50	6324.06	6324.08	6326.68	0.023737	12.99	179.40	36.03	1.00
Reach-1	5570	10_year_Existing	3400.00	6317.50	6325.69	6325.69	6328.93	0.021550	14.50	241.00	39.32	0.99
Reach-1	5570	25_year_Existing	6000.00	6317.50	6328.90	6328.75	6333.35	0.017715	17.08	375.19	44.29	0.96
Reach-1	5570	50_year_Existing	7400.00	6317.50	6330.17	6330.17	6335.39	0.017794	18.55	432.83	46.27	0.98
Reach-1	5570	100_year_Existin	8800.00	6317.50	6331.21	6331.21	6337.30	0.018546	20.09	481.53	47.87	1.01
Reach-1	5570	500_year_Existin	12000.00	6317.50	6335.82	6335.82	6340.69	0.010337	18.57	886.26	114.41	0.80
Reach-1	5517	2_year_Existing	950.00	6315.20	6320.07	6318.26	6320.52	0.004605	5.61	195.84	49.21	0.46
Reach-1	5517	5_year_Existing	2300.00	6315.20	6322.74	6320.48	6323.70	0.005485	8.29	328.24	53.61	0.54
Reach-1	5517	10_year_Existing	3400.00	6315.20	6324.49	6321.80	6325.81	0.005683	9.73	417.45	56.29	0.57
Reach-1	5517	25_year_Existing	6000.00	6315.20	6330.06	6324.48	6331.50	0.003371	10.31	721.81	69.80	0.48
Reach-1	5517	50_year_Existing	7400.00	6315.20	6330.39	6325.73	6332.47	0.004734	12.41	742.16	70.84	0.57
Reach-1	5517	100_year_Existin	8800.00	6315.20	6331.59	6326.88	6334.04	0.005156	13.63	885.33	77.24	0.60
Reach-1	5517	500_year_Existin	12000.00	6315.20	6333.00	6329.51	6337.05	0.007498	17.39	1019.73	114.13	0.73
Reach-1	5500		Bridge									
Reach-1	5473	2_year_Existing	950.00	6315.08	6319.67	6318.35	6320.17	0.006557	6.05	162.99	52.78	0.53
Reach-1	5473	5_year_Existing	2300.00	6315.08	6321.88	6320.29	6323.04	0.008461	9.21	294.44	57.65	0.65
Reach-1	5473	10_year_Existing	3400.00	6315.08	6323.13	6321.60	6324.85	0.009875	11.24	358.76	60.39	0.72
Reach-1	5473	25_year_Existing	6000.00	6315.08	6325.53	6324.18	6328.49	0.011922	14.86	484.33	66.55	0.83
Reach-1	5473	50_year_Existing	7400.00	6315.08	6326.65	6325.45	6330.25	0.012543	16.37	544.70	69.52	0.87
Reach-1	5473	100_year_Existin	8800.00	6315.08	6327.64	6326.59	6331.55	0.012896	17.45	680.89	72.13	0.89
Reach-1	5473	500_year_Existin	12000.00	6315.08	6330.81	6328.93	6335.01	0.010230	18.31	927.27	84.28	0.83
Reach-1	5374	2_year_Existing	950.00	6314.56	6318.64		6319.42	0.006942	7.10	133.76	45.33	0.73
Reach-1	5374	5_year_Existing	2300.00	6314.56	6320.85		6322.24	0.006379	9.47	245.31	53.88	0.76
Reach-1	5374.	10_year_Existing	3400.00	6314.56	6322.17		6324.03	0.006228	10.98	318.55	57.52	0.78
Reach-1	5374	25_year_Existing	6000.00	6314.56	6324.85		6327.59	0.005697	13.36	462.98	64.94	0.79
Reach-1	5374	50_year_Existing	7400.00	6314.56	6326.07		6329.23	0.005576	14.41	564.17	68.30	0.80
Reach-1	5374	100_year_Existin	8800.00	6314.56	6326.83	6325.90	6330.66	0.006147	15.88	617.00	71.26	0.85
Reach-1	5374	500_year_Existin	12000.00	6314.56	6328.16	6328.16	6333.73	0.007699	19.20	718.83	82.43	0.97
Reach-1	4961	2_year_Existing	950.00	6309.50	6313.34	6313.19	6314.55	0.023546	8.85	107.66	39.29	0.93
Reach-1	4961	5_year_Existing	2300.00	6309.50	6315.37	6315.37	6317.69	0.022083	12.28	194.40	46.11	0.99
Reach-1	4961	10_year_Existing	3400.00	6309.50	6316.81	6316.81	6319.72	0.019674	13.81	264.43	50.89	0.97
Reach-1	4961	25_year_Existing	6000.00	6309.50	6319.52	6319.52	6323.63	0.017571	16.60	415.68	62.85	0.98
Reach-1	4961	50_year_Existing	7400.00	6309.50	6320.89	6320.89	6325.43	0.016261	17.56	511.68	80.68	0.96
Reach-1	4961	100_year_Existin	8800.00	6309.50	6322.33	6322.33	6326.90	0.014137	17.85	645.13	100.57	0.92
Reach-1	4961	500_year_Existin	12000.00	6309.50	6324.99	6325.28	6329.58	0.011536	18.48	976.02	138.34	0.86
Reach-1	4500	2_year_Existing	1100.00	6303.50	6307.47	6306.48	6308.06	0.009392	6.15	178.77	55.45	0.60
Reach-1	4500	5_year_Existing	2700.00	6303.50	6310.18	6308.48	6311.16	0.008121	7.95	339.66	63.76	0.60
Reach-1	4500	10_year_Existing	4000.00	6303.50	6311.68	6309.75	6312.99	0.007835	9.20	442.38	73.38	0.62
Reach-1	4500	25_year_Existing	6900.00	6303.50	6314.21	6312.01	6316.14	0.007787	11.30	712.47	149.27	0.65
Reach-1	4500	50_year_Existing	8400.00	6303.50	6314.96	6313.30	6317.28	0.008593	12.49	831.09	164.94	0.69
Reach-1	4500	100_year_Existin	10000.00	6303.50	6315.90	6314.69	6318.42	0.008579	13.23	992.15	178.92	0.70
Reach-1	4500	500_year_Existin	14000.00	6303.50	6317.95	6316.81	6320.86	0.008382	14.64	1416.45	237.95	0.71
Reach-1	4000	2_year_Existing	1100.00	6297.50	6302.27		6303.06	0.010582	7.18	155.89	44.82	0.66
Reach-1	4000	5_year_Existing	2700.00	6297.50	6304.49	6303.83	6306.15	0.012279	10.58	306.19	90.40	0.77
Reach-1	4000	10_year_Existing	4000.00	6297.50	6305.70	6305.41	6307.90	0.013226	12.43	430.92	115.27	0.82

HEC-RAS Plan: CC Existing River: Cottonwood Creek Reach: Reach-1 (Continued)

Reach	River Sta	Profile	Q Total	Min Ch El	W.S. Elev	Crit W.S.	E.G. Elev	E.G. Slope	Vel Chnl	Flow Area	Top Width	Froude # Chl
			(cfs)	(ft)	(ft)	(ft)	(ft)	(ft/ft)	(ft/s)	(sq ft)	(ft)	
Reach-1	4000	25_year_Existing	6900.00	6297.50	6307.55		6310.73	0.015240	15.58	665.38	134.65	0.91
Reach-1	4000	50_year_Existing	8400.00	6297.50	6308.73	6308.73	6311.88	0.013446	15.87	829.12	142.61	0.88
Reach-1	4000	100_year_Existin	10000.00	6297.50	6309.60	6309.60	6313.02	0.013521	16.80	953.81	147.22	0.89
Reach-1	4000	500_year_Existin	14000.00	6297.50	6311.51	6311.51	6315.51	0.013528	18.69	1244.83	156.63	0.92
Reach-1	3500	2_year_Existing	1100.00	6291.50	6294.73	6294.51	6295.69	0.021842	7.88	139.64	57.21	0.89
Reach-1	3500	5_year_Existing	2700.00	6291.50	6296.69	6296.47	6298.28	0.020751	10.13	266.63	72.24	0.93
Reach-1	3500	10_year_Existing	4000.00	6291.50	6297.73	6297.60	6299.85	0.019924	11.69	349.57	89.12	0.95
Reach-1	3500	25_year_Existing	6900.00	6291.50	6299.73	6299.73	6302.55	0.017134	13.71	573.00	120.37	0.93
Reach-1	3500	50_year_Existing	8400.00	6291.50	6300.20	6300.60	6303.74	0.019919	15.45	629.60	122.62	1.01
Reach-1	3500	100_year_Existin	10000.00	6291.50	6300.95	6301.46	6304.89	0.019663	16.40	723.04	126.24	1.02
Reach-1	3500	500_year_Existin	14000.00	6291.50	6302.76	6303.72	6307.55	0.018588	18.28	966.15	152.54	1.03
Reach-1	3087	2_year_Existing	1100.00	6284.15	6289.16	6288.13	6289.67	0.010027	5.75	191.19	69.14	0.61
Reach-1	3087	5_year_Existing	2700.00	6284.15	6291.08		6292.02	0.010920	7.83	356.02	110.50	0.68
Reach-1	3087	10_year_Existing	4000.00	6284.15	6291.97	6291.17	6293.32	0.012067	9.38	487.25	135.75	0.74
Reach-1	3087	25_year_Existing	6900.00	6284.15	6293.53	6293.05	6295.59	0.013498	11.87	692.49	154.55	0.82
Reach-1	3087	50_year_Existing	8400.00	6284.15	6294.24	6293.73	6296.62	0.013733	12.83	807.47	168.63	0.84
Reach-1	3087	100_year_Existin	10000.00	6284.15	6294.89	6294.67	6297.60	0.014160	13.79	921.47	180.17	0.86
Reach-1	3087	500_year_Existin	14000.00	6284.15	6296.52	6296.09	6299.75	0.013662	15.35	1229.66	201.59	0.87
Reach-1	2867	2_year_Existing	1100.00	6281.50	6284.80	6284.80	6286.11	0.028444	9.20	119.52	45.68	1.00
Reach-1	2867	5_year_Existing	2700.00	6281.50	6287.05	6287.05	6288.41	0.026535	9.38	291.50	110.51	0.99
Reach-1	2867	10_year_Existing	4000.00	6281.50	6287.88	6287.88	6289.63	0.024123	10.65	384.72	114.88	0.99
Reach-1	2867	25_year_Existing	6900.00	6281.50	6289.44	6289.44	6291.89	0.021070	12.67	570.53	122.46	0.98
Reach-1	2867	50_year_Existing	8400.00	6281.50	6290.11	6290.11	6292.92	0.020563	13.58	653.84	125.53	0.99
Reach-1	2867	100_year_Existin	10000.00	6281.50	6290.85	6290.85	6293.94	0.019399	14.28	747.50	128.88	0.98
Reach-1	2867	500_year_Existin	14000.00	6281.50	6292.42	6292.42	6296.24	0.018180	15.95	956.27	136.74	0.99
Reach-1	2372	2_year_Existing	1100.00	6269.50	6273.59	6272.60	6274.22	0.008290	5.88	188.35	59.89	0.57
Reach-1	2372	5_year_Existing	2700.00	6269.50	6275.65	6274.54	6276.86	0.010319	8.87	317.03	71.65	0.69
Reach-1	2372	10_year_Existing	4000.00	6269.50	6277.43	6275.78	6278.83	0.008190	9.62	454.14	83.19	0.64
Reach-1	2372	25_year_Existing	6900.00	6269.50	6281.28	6278.09	6282.78	0.005065	10.17	821.88	106.83	0.55
Reach-1	2372	50_year_Existing	8400.00	6269.50	6283.18	6279.13	6284.67	0.004154	10.26	1035.41	117.78	0.51
Reach-1	2372	100_year_Existin	10000.00	6269.50	6285.16	6280.16	6286.63	0.003451	10.30	1279.93	129.61	0.47
Reach-1	2372	500_year_Existin	14000.00	6269.50	6290.02	6282.39	6291.38	0.002300	10.18	1973.10	156.19	0.41
Reach-1	2079	2_year_Existing	1100.00	6265.71	6269.66	6269.33	6270.67	0.018775	8.07	136.99	50.01	0.84
Reach-1	2079	5_year_Existing	2700.00	6265.71	6273.46		6274.49	0.006250	8.20	365.06	68.75	0.56
Reach-1	2079	10_year_Existing	4000.00	6265.71	6275.84		6276.96	0.004708	8.71	540.38	79.18	0.51
Reach-1	2079	25_year_Existing	6900.00	6265.71	6280.25		6281.52	0.003329	9.55	944.25	103.32	0.48
Reach-1	2079	50_year_Existing	8400.00	6265.71	6282.30		6283.61	0.002909	9.81	1166.28	113.31	0.44
Reach-1	2079	100_year_Existin	10000.00	6265.71	6284.40		6285.72	0.002557	10.01	1414.19	123.51	0.42
Reach-1	2079	500_year_Existin	14000.00	6265.71	6289.44		6290.75	0.001903	10.21	2098.66	147.49	0.38
Reach-1	1946	2_year_Existing	1100.00	6262.99	6269.68	6266.02	6269.85	0.001168	3.34	345.40	62.35	0.24
Reach-1	1946	5_year_Existing	2700.00	6262.99	6273.46	6267.94	6273.83	0.001345	4.96	594.35	69.97	0.28
Reach-1	1946	10_year_Existing	4000.00	6262.99	6275.83	6269.22	6276.35	0.001408	5.87	771.64	81.36	0.30
Reach-1	1946	25_year_Existing	6900.00	6262.99	6280.24	6271.60	6280.99	0.001390	7.17	1153.03	101.92	0.31
Reach-1	1946	50_year_Existing	8400.00	6262.99	6282.28	6272.68	6283.12	0.001358	7.66	1331.49	115.08	0.31
Reach-1	1946	100_year_Existin	10000.00	6262.99	6284.35	6273.83	6285.29	0.001318	8.10	1513.16	140.02	0.31
Reach-1	1946	500_year_Existin	14000.00	6262.99	6289.34	6276.59	6290.45	0.001199	8.92	1949.63	167.55	0.31
Reach-1	1881		Culvert									
Reach-1	1808	2_year_Existing	1100.00	6258.65	6261.71	6261.71	6262.88	0.026785	8.66	127.85	53.87	0.99
Reach-1	1808	5_year_Existing	2700.00	6258.65	6263.65	6263.65	6265.74	0.022012	11.63	236.28	57.89	0.99
Reach-1	1808	10_year_Existing	4000.00	6258.65	6264.93	6264.93	6267.63	0.020266	13.26	312.58	58.84	0.99
Reach-1	1808	25_year_Existing	6900.00	6258.65	6267.34	6267.34	6271.22	0.018008	15.89	457.09	60.64	0.99
Reach-1	1808	50_year_Existing	8400.00	6258.65	6268.44	6268.44	6272.86	0.017387	16.99	523.75	61.46	0.99
Reach-1	1808	100_year_Existin	10000.00	6258.65	6269.57	6269.57	6274.50	0.016592	17.98	593.82	62.30	0.99
Reach-1	1808	500_year_Existin	14000.00	6258.65	6272.06	6272.06	6278.25	0.015614	20.15	751.43	64.16	1.00
Reach-1	1672	2_year_Existing	1100.00	6255.48	6260.30	6258.86	6260.62	0.003992	4.50	245.16	77.31	0.44
Reach-1	1672	5_year_Existing	2700.00	6255.48	6262.53	6260.52	6263.17	0.004325	6.42	425.18	84.30	0.50
Reach-1	1672	10_year_Existing	4000.00	6255.48	6264.05	6261.57	6264.88	0.004061	7.33	558.03	92.16	0.50
Reach-1	1672	25_year_Existing	6900.00	6255.48	6266.60	6263.50	6267.85	0.004017	9.06	812.60	107.56	0.53
Reach-1	1672	50_year_Existing	8400.00	6255.48	6267.74	6264.34	6269.19	0.003983	9.75	939.58	114.46	0.53
Reach-1	1672	100_year_Existin	10000.00	6255.48	6268.93	6265.23	6270.55	0.003877	10.34	1079.64	121.62	0.54
Reach-1	1672	500_year_Existin	14000.00	6255.48	6271.54	6267.20	6273.54	0.003712	11.60	1411.44	131.25	0.54
Reach-1	1634		Bridge									
Reach-1	1592	2_year_Existing	1100.00	6252.61	6256.10	6256.00	6256.99	0.020069	7.56	145.45	69.98	0.92
Reach-1	1592	5_year_Existing	2700.00	6252.61	6258.12	6257.64	6259.40	0.012868	9.07	299.00	79.46	0.62
Reach-1	1592	10_year_Existing	4000.00	6252.61	6259.86	6258.69	6261.16	0.008412	9.15	442.29	84.93	0.70
Reach-1	1592	25_year_Existing	6900.00	6252.61	6262.27	6260.58	6264.08	0.007211	10.82	662.91	98.79	0.69
Reach-1	1592	50_year_Existing	8400.00	6252.61	6263.32	6261.49	6265.37	0.006952	11.56	769.38	105.10	0.69
Reach-1	1592	100_year_Existin	10000.00	6252.61	6264.28	6262.35	6266.61	0.006914	12.35	872.89	110.88	0.70
Reach-1	1592	500_year_Existin	14000.00	6252.61	6266.13	6264.30	6269.26	0.007438	14.39	1088.37	122.05	0.74

HEC-RAS Plan: CC Existing River: Cottonwood Creek Reach: Reach-1 (Continued)

Reach	River Sta	Profile	Q Total	Min Ch El	W.S. Elev	Crit W.S.	E.G. Elev	E.G. Slope	Vel Chnl	Flow Area	Top Width	Froude # Chl
			(cfs)	(ft)	(ft)	(ft)	(ft)	(ft/ft)	(ft/s)	(sq ft)	(ft)	
Reach-1	1342	2_year_Existing	1100.00	6249.56	6253.25	6252.31	6253.84	0.007942	6.13	179.59	58.16	0.61
Reach-1	1342	5_year_Existing	2700.00	6249.56	6255.05	6254.27	6256.39	0.011104	9.30	291.07	66.57	0.77
Reach-1	1342	10_year_Existing	4000.00	6249.56	6255.58	6255.49	6257.94	0.017158	12.31	327.20	69.80	0.97
Reach-1	1342	25_year_Existing	6900.00	6249.56	6257.71	6257.71	6261.07	0.015369	14.77	492.62	87.90	0.98
Reach-1	1342	50_year_Existing	8400.00	6249.56	6258.75	6258.75	6262.46	0.014289	15.59	590.30	101.78	0.96
Reach-1	1342	100_year_Existin	10000.00	6249.56	6259.81	6259.81	6263.60	0.013137	16.22	706.99	116.68	0.94
Reach-1	1342	500_year_Existin	14000.00	6249.56	6262.21	6262.21	6266.63	0.011094	17.39	1031.67	152.81	0.90
Reach-1	913	2_year_Existing	1100.00	6245.34	6247.39	6247.39	6248.13	0.026534	6.94	158.45	107.60	1.01
Reach-1	913	5_year_Existing	2700.00	6245.34	6248.60	6248.60	6249.89	0.021815	9.13	297.22	120.43	1.00
Reach-1	913	10_year_Existing	4000.00	6245.34	6249.77	6249.38	6251.09	0.013608	9.25	444.74	132.61	0.84
Reach-1	913	25_year_Existing	6900.00	6245.34	6252.60	6250.88	6253.77	0.005813	8.81	861.71	156.99	0.61
Reach-1	913	50_year_Existing	8400.00	6245.34	6254.46	6251.54	6255.46	0.003609	8.19	1163.91	167.40	0.50
Reach-1	913	100_year_Existin	10000.00	6245.34	6257.23	6252.19	6257.97	0.001895	7.17	1647.32	184.68	0.38
Reach-1	913	500_year_Existin	14000.00	6245.34	6259.33	6253.65	6260.32	0.002030	8.32	2060.53	211.82	0.40
Reach-1	812	2_year_Existing	1100.00	6243.37	6246.69	6245.44	6246.86	0.003071	3.33	335.14	143.14	0.37
Reach-1	812	5_year_Existing	2700.00	6243.37	6248.32	6246.59	6248.68	0.003320	4.88	577.91	154.59	0.42
Reach-1	812	10_year_Existing	4000.00	6243.37	6249.68	6247.26	6250.11	0.002750	5.35	794.05	164.11	0.40
Reach-1	812	25_year_Existing	6900.00	6243.37	6252.63	6248.61	6253.14	0.001838	5.84	1300.23	184.81	0.36
Reach-1	812	50_year_Existing	8400.00	6243.37	6254.51	6249.21	6254.99	0.001351	5.73	1632.75	203.23	0.32
Reach-1	812	100_year_Existin	10000.00	6243.37	6257.27	6249.81	6257.68	0.000837	5.29	2148.58	232.21	0.28
Reach-1	812	500_year_Existin	14000.00	6243.37	6259.49	6251.22	6259.97	0.000969	6.29	2560.81	253.49	0.28
Reach-1	759		Bridge									
Reach-1	709	2_year_Existing	1100.00	6243.28	6245.33	6245.33	6246.03	0.026290	6.68	164.71	118.17	1.00
Reach-1	709	5_year_Existing	2700.00	6243.28	6247.42	6246.49	6248.00	0.007108	6.13	445.62	140.64	0.60
Reach-1	709	10_year_Existing	4000.00	6243.28	6249.02	6247.18	6249.59	0.004095	6.07	674.86	145.63	0.48
Reach-1	709	25_year_Existing	6900.00	6243.28	6252.15	6248.52	6252.76	0.002288	6.31	1145.80	155.39	0.39
Reach-1	709	50_year_Existing	8400.00	6243.28	6254.12	6249.10	6254.69	0.001610	6.13	1460.03	165.88	0.34
Reach-1	709	100_year_Existin	10000.00	6243.28	6256.98	6249.69	6257.46	0.000962	5.61	1968.83	197.24	0.28
Reach-1	709	500_year_Existin	14000.00	6243.28	6259.06	6251.13	6259.72	0.001112	6.67	2371.23	230.70	0.30
Reach-1	686	2_year_Existing	1100.00	6240.70	6245.12	6243.48	6245.33	0.002975	3.68	298.88	101.61	0.38
Reach-1	686	5_year_Existing	2700.00	6240.70	6247.46	6244.98	6247.78	0.002463	4.58	601.32	137.63	0.37
Reach-1	686	10_year_Existing	4000.00	6240.70	6249.04	6245.91	6249.43	0.002023	5.04	828.97	146.67	0.35
Reach-1	686	25_year_Existing	6900.00	6240.70	6252.16	6247.36	6252.66	0.001524	5.72	1306.29	160.47	0.33
Reach-1	686	50_year_Existing	8400.00	6240.70	6254.12	6248.01	6254.61	0.001179	5.71	1629.53	168.96	0.30
Reach-1	686	100_year_Existin	10000.00	6240.70	6256.99	6248.65	6257.41	0.000770	5.36	2130.93	182.55	0.25
Reach-1	686	500_year_Existin	14000.00	6240.70	6259.05	6250.10	6259.67	0.000944	6.50	2526.77	200.91	0.28
Reach-1	629		Bridge									
Reach-1	566	2_year_Existing	1100.00	6240.58	6243.37	6243.35	6244.22	0.028637	7.39	148.76	83.02	0.97
Reach-1	566	5_year_Existing	2700.00	6240.58	6246.58	6244.84	6247.04	0.005479	5.47	498.91	133.32	0.49
Reach-1	566	10_year_Existing	4000.00	6240.58	6248.39	6245.84	6248.86	0.003372	5.52	749.06	143.81	0.41
Reach-1	566	25_year_Existing	6900.00	6240.58	6251.67	6247.24	6252.21	0.002149	5.95	1247.01	158.87	0.35
Reach-1	566	50_year_Existing	8400.00	6240.58	6253.73	6247.89	6254.24	0.001571	5.84	1583.55	167.78	0.31
Reach-1	566	100_year_Existin	10000.00	6240.58	6256.69	6248.53	6257.13	0.000982	5.40	2099.65	181.02	0.25
Reach-1	566	500_year_Existin	14000.00	6240.58	6258.72	6249.99	6259.35	0.001207	6.55	2484.03	199.00	0.29
Reach-1	558	2_year_Existing	1100.00	6238.37	6243.50	6241.83	6243.92	0.005531	5.35	234.20	68.51	0.45
Reach-1	558	5_year_Existing	2700.00	6238.37	6246.15	6243.89	6246.91	0.005716	7.47	474.31	97.50	0.50
Reach-1	558	10_year_Existing	4000.00	6238.37	6247.69	6245.43	6248.67	0.005872	8.64	627.36	101.14	0.52
Reach-1	558	25_year_Existing	6900.00	6238.37	6250.55	6247.48	6251.93	0.005907	10.51	926.36	107.89	0.55
Reach-1	558	50_year_Existing	8400.00	6238.37	6252.62	6248.40	6253.97	0.004750	10.53	1158.40	116.54	0.51
Reach-1	558	100_year_Existin	10000.00	6238.37	6255.79	6249.29	6256.91	0.003081	9.76	1548.58	130.02	0.42
Reach-1	558	500_year_Existin	14000.00	6238.37	6257.15	6251.28	6258.97	0.004557	12.51	1730.48	139.88	0.52
Reach-1	523		Bridge									
Reach-1	477	2_year_Existing	1100.00	6236.87	6241.38	6240.33	6241.96	0.006225	6.27	205.86	73.04	0.57
Reach-1	477	5_year_Existing	2700.00	6236.87	6243.98	6242.41	6244.92	0.005412	8.31	450.18	105.91	0.58
Reach-1	477	10_year_Existing	4000.00	6236.87	6245.44	6243.78	6246.62	0.005408	9.53	605.81	108.07	0.60
Reach-1	477	25_year_Existing	6900.00	6236.87	6248.13	6245.85	6249.78	0.005322	11.52	902.24	112.09	0.63
Reach-1	477	50_year_Existing	8400.00	6236.87	6251.79	6246.72	6252.97	0.002669	9.96	1328.89	122.56	0.47
Reach-1	477	100_year_Existin	10000.00	6236.87	6252.33	6247.63	6253.86	0.003305	11.36	1395.39	124.39	0.52
Reach-1	477	500_year_Existin	14000.00	6236.87	6254.36	6249.55	6256.56	0.004049	13.71	1655.62	131.29	0.59
Reach-1	373	2_year_Existing	1100.00	6235.48	6240.75	6239.34	6241.30	0.006070	5.96	184.44	50.07	0.55
Reach-1	373	5_year_Existing	2700.00	6235.48	6243.42	6241.77	6244.31	0.005847	7.62	367.49	78.89	0.56
Reach-1	373	10_year_Existing	4000.00	6235.48	6244.83	6242.96	6246.03	0.005821	8.87	464.21	86.37	0.60
Reach-1	373	25_year_Existing	6900.00	6235.48	6247.39	6245.15	6249.16	0.005746	10.89	722.68	99.93	0.63
Reach-1	373	50_year_Existing	8400.00	6235.48	6251.56	6246.11	6252.68	0.002316	8.83	1185.26	122.01	0.42
Reach-1	373	100_year_Existin	10000.00	6235.48	6252.02	6247.10	6253.52	0.002940	10.17	1243.35	132.50	0.48
Reach-1	373	500_year_Existin	14000.00	6235.48	6254.00	6249.25	6256.13	0.003577	12.25	1576.58	181.42	0.54
Reach-1	346		Bridge									
Reach-1	313	2_year_Existing	1100.00	6235.32	6239.18	6239.18	6240.51	0.021553	9.28	118.54	43.23	0.99

HEC-RAS Plan: CC Existing River: Cottonwood Creek Reach: Reach-1 (Continued)

Reach	River Sta	Profile	Q Total	Min Ch El	W.S. Elev	Crit W.S.	E.G. Elev	E.G. Slope	Vel Chnl	Flow Area	Top Width	Froude # Chl
			(cfs)	(ft)	(ft)	(ft)	(ft)	(ft/ft)	(ft/s)	(sq ft)	(ft)	
Reach-1	313	5_year_Existing	2700.00	6235.32	6241.81	6241.61	6243.49	0.019754	11.01	245.96	67.83	1.00
Reach-1	313	10_year_Existing	4000.00	6235.32	6242.79	6242.79	6245.16	0.017477	12.40	330.78	76.38	0.98
Reach-1	313	25_year_Existing	6900.00	6235.32	6244.98	6244.98	6248.23	0.014874	14.60	511.19	88.01	0.96
Reach-1	313	50_year_Existing	8400.00	6235.32	6245.94	6245.94	6249.59	0.014273	15.55	597.84	93.08	0.96
Reach-1	313	100_year_Existin	10000.00	6235.32	6246.93	6246.93	6250.94	0.013546	16.36	692.41	98.31	0.96
Reach-1	313	500_year_Existin	14000.00	6235.32	6249.12	6249.12	6253.92	0.012394	18.07	921.22	109.95	0.95
Reach-1	110	2_year_Existing	1100.00	6235.69	6237.93	6236.98	6238.06	0.004004	2.90	384.03	209.79	0.37
Reach-1	110	5_year_Existing	2700.00	6235.69	6239.26	6237.81	6239.52	0.004003	4.13	710.12	274.09	0.40
Reach-1	110	10_year_Existing	4000.00	6235.69	6240.07	6238.34	6240.42	0.004005	4.79	940.90	291.69	0.42
Reach-1	110	25_year_Existing	6900.00	6235.69	6241.53	6239.42	6242.03	0.004006	5.87	1376.21	306.78	0.44
Reach-1	110	50_year_Existing	8400.00	6235.69	6242.18	6239.87	6242.75	0.004002	6.32	1576.43	312.17	0.45
Reach-1	110	100_year_Existin	10000.00	6235.69	6242.81	6240.32	6243.46	0.004001	6.75	1778.91	317.69	0.46
Reach-1	110	500_year_Existin	14000.00	6235.69	6244.24	6241.28	6245.05	0.004001	7.66	2241.08	331.52	0.47


Cottonwood Creek Detailed Study Plan: Cottonwood Creek Future 12/6/2005
Cottonwood Creek Reach-1
Legend
WS 500_year_Future
WS 100_year_Future
WS 50_year_Future
WS 25_year_Future
WS 10_year_Future
WS 5_year_Future
WS 2_year_Future
Ground
Elevation (ft)
6340
6320
6300
6280
6260
6240
6220
6200
6180
313 W-CORPORATE-DR-DS
373 W-CORPORATE-DR-US
477 CORPORATE-DR-DS
523 CORPORATE-DR-TOR (ID: CC2A)
629 SB-I-25-TOR (ID: CC2B)
759 NB-I-25-TOR (ID: CC2C)
913 Cottonwood Creek 2.0
1342 Cottonwood Creek 3.0
1592 VINCENT-DR-DS
1634 VINCENT-DR-TOR (ID: CC3)
1808 CURRENT-S-ENT-DS
1881 CURRENT-S-ENT-TOR (ID: CC4)
2079 Cottonwood Creek 4.0
2372 Cottonwood Creek 5.0
2867 Cottonwood Creek 6.0
3087 Cottonwood Creek 6.5
3500 Cottonwood Creek 7.0
4000 Cottonwood Creek 8.0
4500 Cottonwood Creek 9.0
4961 Cottonwood Creek 10.0
0
1000
2000
3000
4000
5000
Main Channel Distance (ft)

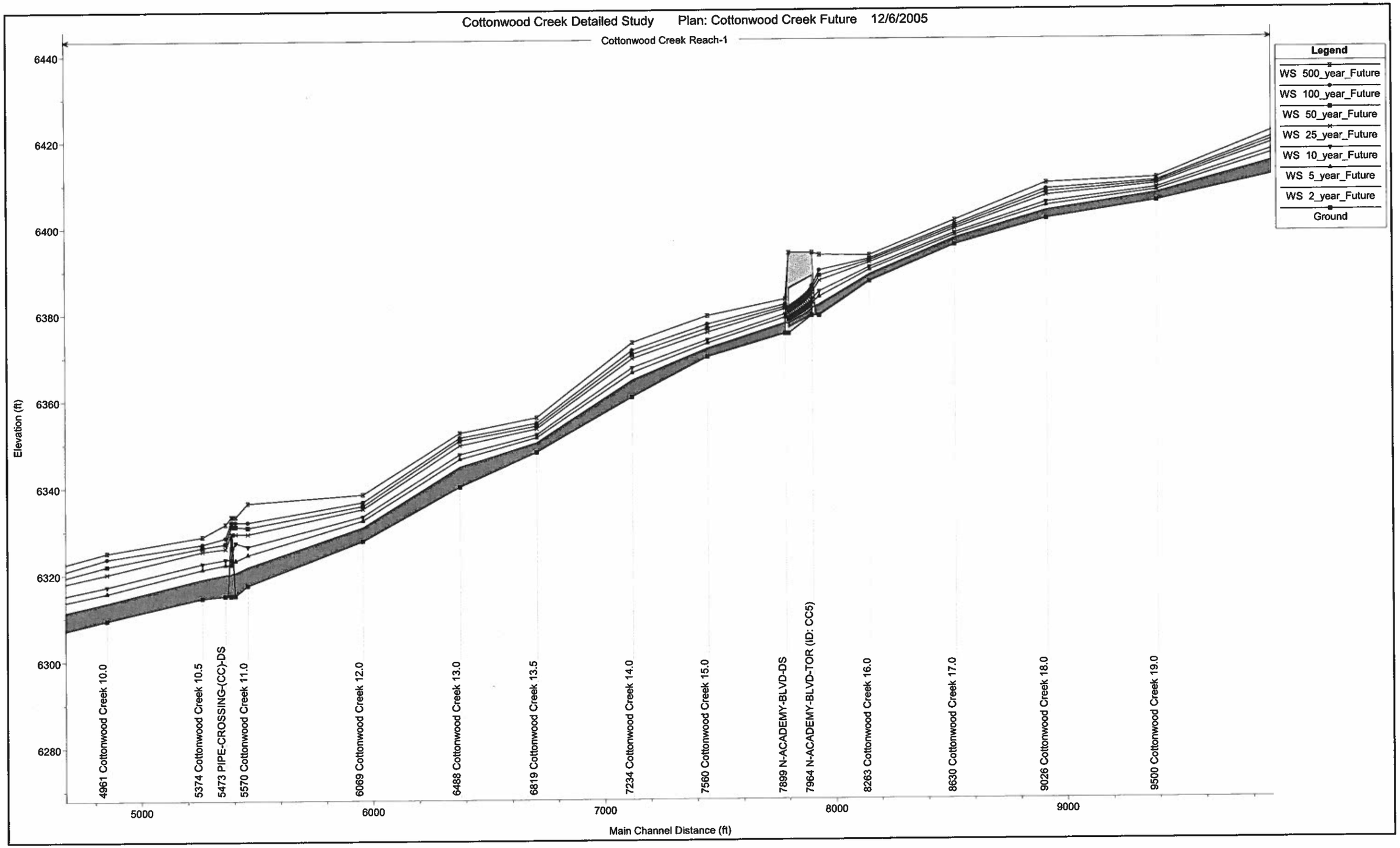
Cottonwood Creek Detailed Study
Plan: Cottonwood Creek Future 12/6/2005
Cottonwood Creek Reach-1
Legend
WS 500_year_Future
WS 100_year_Future
WS 50_year_Future
WS 25_year_Future
WS 10_year_Future
WS 5_year_Future
WS 2_year_Future
Ground
Elevation (ft)
6440
6420
6400
6380
6360
6340
6320
6300
6280
4961 Cottonwood Creek 10.0
5374 Cottonwood Creek 10.5
5473 PIPE-CROSSING-(CC)-DS
5570 Cottonwood Creek 11.0
6069 Cottonwood Creek 12.0
6488 Cottonwood Creek 13.0
6819 Cottonwood Creek 13.5
7234 Cottonwood Creek 14.0
7560 Cottonwood Creek 15.0
7899 N-ACADEMY-BLVD-DS
7964 N-ACADEMY-BLVD-TOR (ID: CC5)
8263 Cottonwood Creek 16.0
8630 Cottonwood Creek 17.0
9026 Cottonwood Creek 18.0
9500 Cottonwood Creek 19.0
5000
6000
7000
8000
9000
Main Channel Distance (ft)

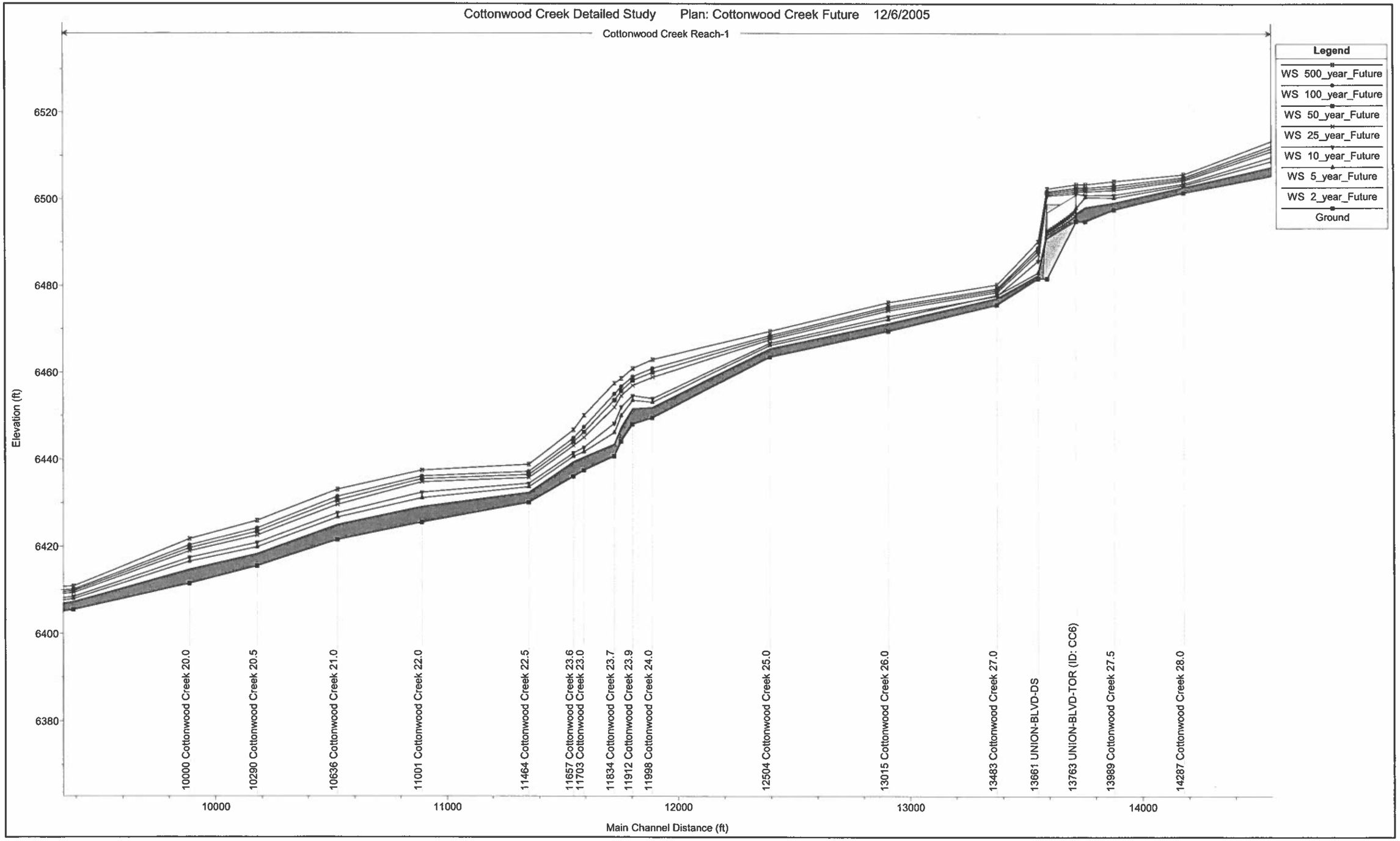
Cottonwood Creek Detailed Study Plan: Cottonwood Creek Future 12/6/2005
Cottonwood Creek Reach-1
Legend
WS 500_year_Future
WS 100_year_Future
WS 50_year_Future
WS 25_year_Future
WS 10_year_Future
WS 5_year_Future
WS 2_year_Future
Ground
Elevation (ft)
6520
6500
6480
6460
6440
6420
6400
6380
10000 Cottonwood Creek 20.0
10290 Cottonwood Creek 20.5
10636 Cottonwood Creek 21.0
11001 Cottonwood Creek 22.0
11464 Cottonwood Creek 22.5
11657 Cottonwood Creek 23.6
11703 Cottonwood Creek 23.0
11834 Cottonwood Creek 23.7
11912 Cottonwood Creek 23.9
11998 Cottonwood Creek 24.0
12504 Cottonwood Creek 25.0
13015 Cottonwood Creek 26.0
13483 Cottonwood Creek 27.0
13661 UNION-BLVD-DS
13763 UNION-BLVD-TOR (ID: CC6)
13989 Cottonwood Creek 27.5
14287 Cottonwood Creek 28.0
10000
11000
12000
13000
14000
Main Channel Distance (ft)

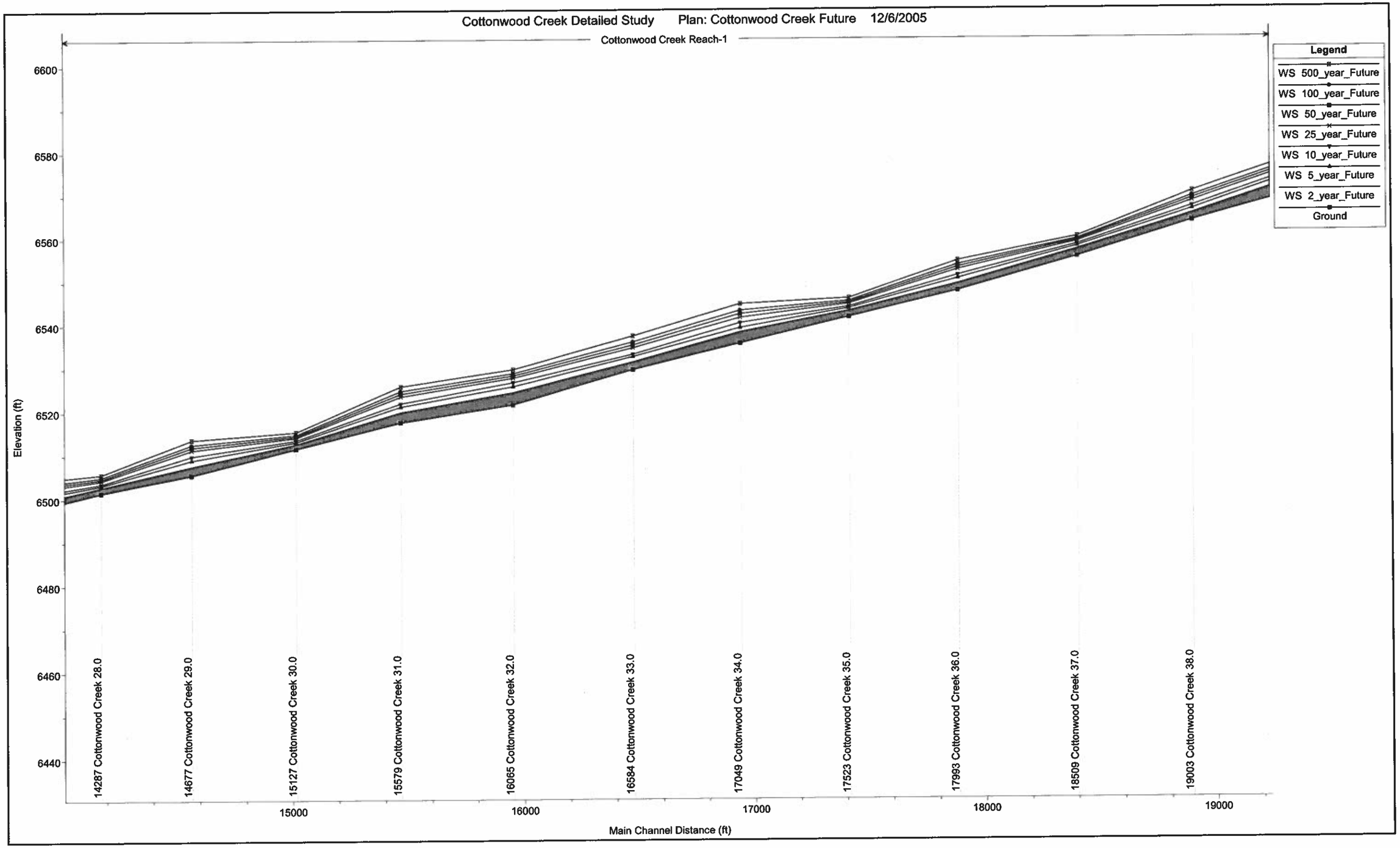
Cottonwood Creek Detailed Study Plan: Cottonwood Creek Future 12/6/2005
Cottonwood Creek Reach-1
Legend
WS 500_year_Future
WS 100_year_Future
WS 50_year_Future
WS 25_year_Future
WS 10_year_Future
WS 5_year_Future
WS 2_year_Future
Ground
Elevation (ft)
6600
6580
6560
6540
6520
6500
6480
6460
6440
14287 Cottonwood Creek 28.0
14677 Cottonwood Creek 29.0
15127 Cottonwood Creek 30.0
15579 Cottonwood Creek 31.0
16065 Cottonwood Creek 32.0
16584 Cottonwood Creek 33.0
17049 Cottonwood Creek 34.0
17523 Cottonwood Creek 35.0
17993 Cottonwood Creek 36.0
18509 Cottonwood Creek 37.0
19003 Cottonwood Creek 38.0
15000
16000
17000
18000
19000
Main Channel Distance (ft)

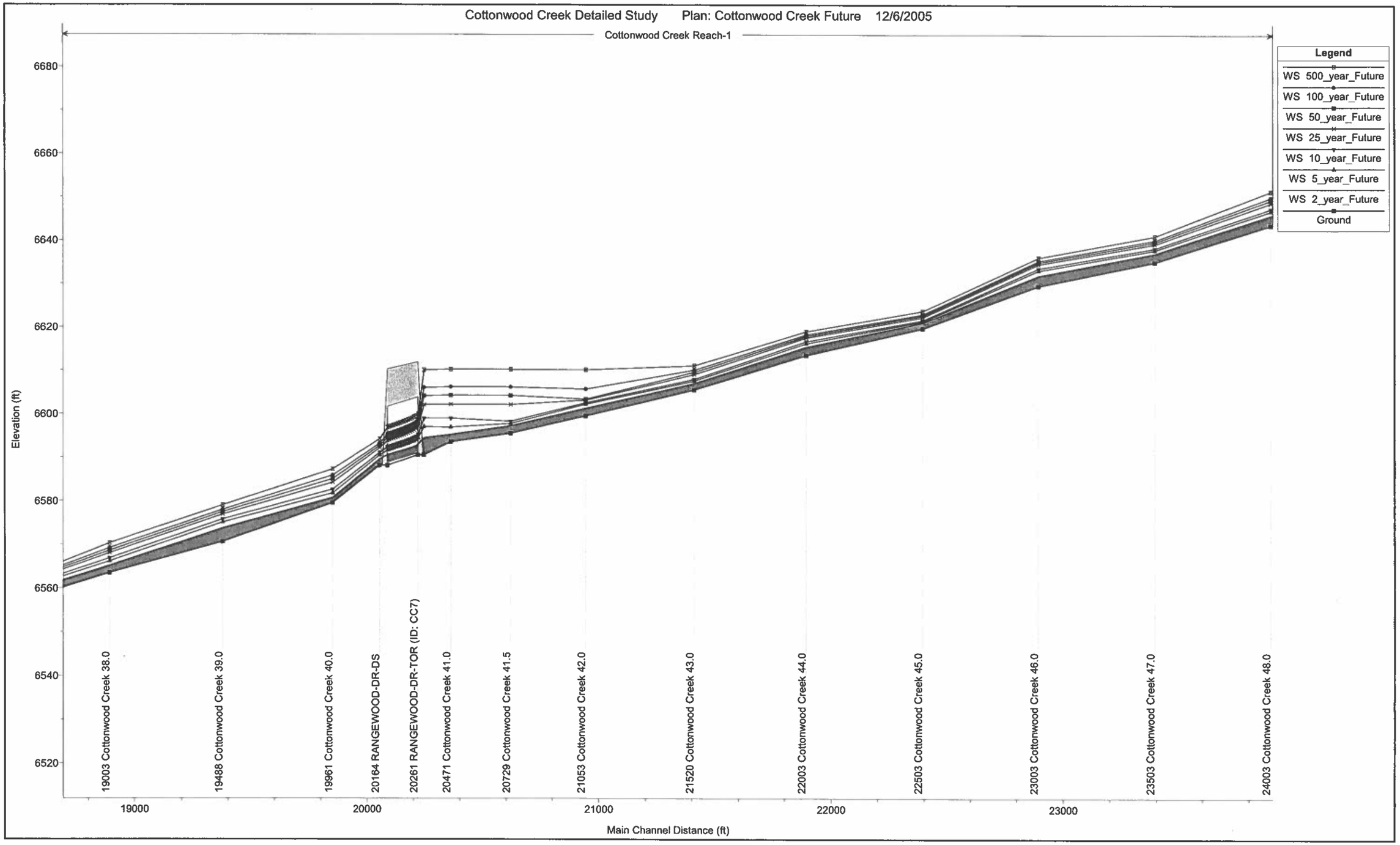
Cottonwood Creek Detailed Study Plan: Cottonwood Creek Future 12/6/2005
Cottonwood Creek Reach-1
Legend
WS 500_year_Future
WS 100_year_Future
WS 50_year_Future
WS 25_year_Future
WS 10_year_Future
WS 5_year_Future
WS 2_year_Future
Ground
Elevation (ft)
6680
6660
6640
6620
6600
6580
6560
6540
6520
19003 Cottonwood Creek 38.0
19488 Cottonwood Creek 39.0
19961 Cottonwood Creek 40.0
20164 RANGEWOOD-DR-DS
20261 RANGEWOOD-DR-TOR (ID: CC7)
20471 Cottonwood Creek 41.0
20729 Cottonwood Creek 41.5
21053 Cottonwood Creek 42.0
21520 Cottonwood Creek 43.0
22003 Cottonwood Creek 44.0
22503 Cottonwood Creek 45.0
23003 Cottonwood Creek 46.0
23503 Cottonwood Creek 47.0
24003 Cottonwood Creek 48.0
19000
20000
21000
22000
23000
Main Channel Distance (ft)

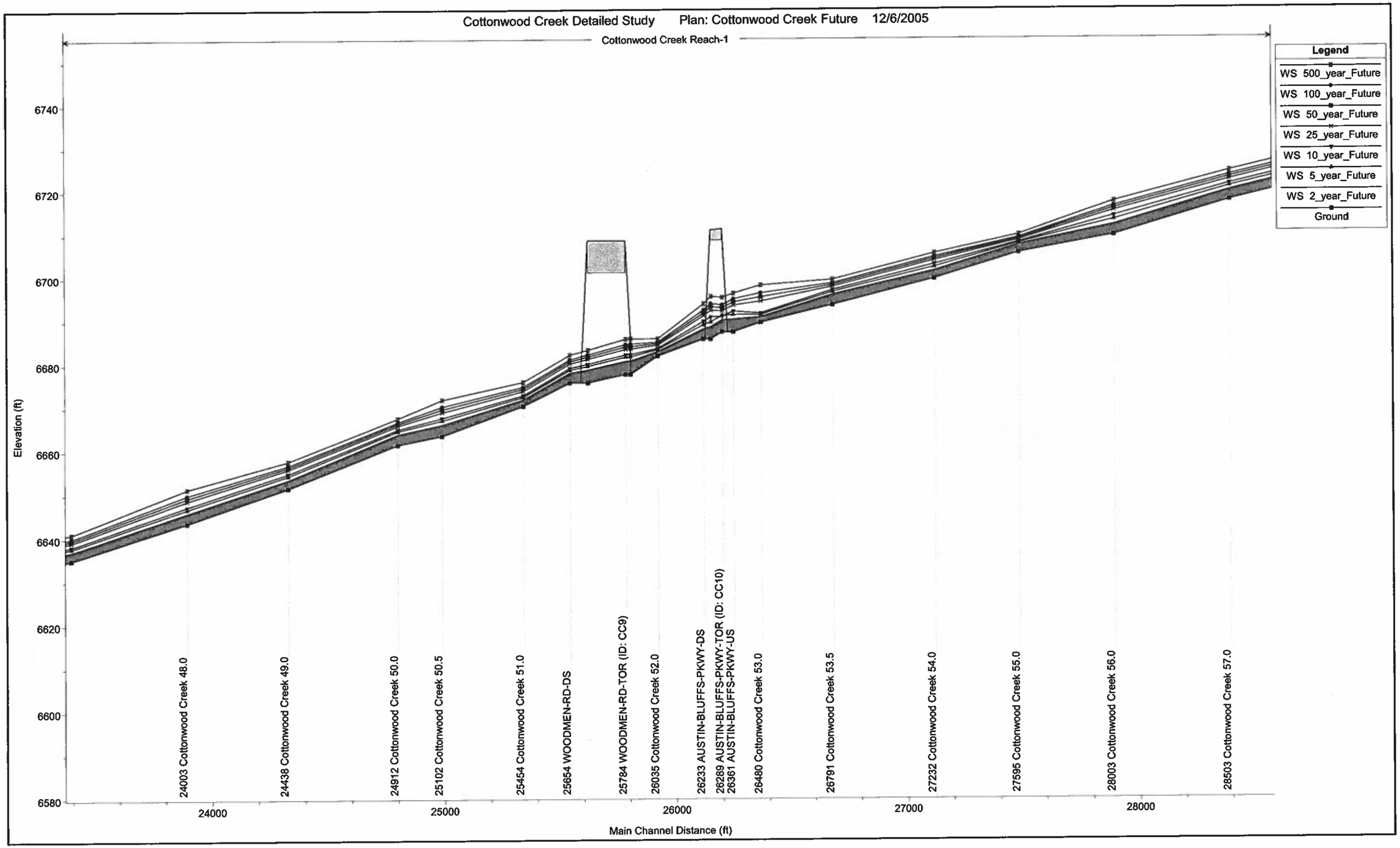
Cottonwood Creek Detailed Study
Plan: Cottonwood Creek Future
12/6/2005
Cottonwood Creek Reach-1
Legend
WS 500_year_Future
WS 100_year_Future
WS 50_year_Future
WS 25_year_Future
WS 10_year_Future
WS 5_year_Future
WS 2_year_Future
Ground
Elevation (ft)
6740
6720
6700
6680
6660
6640
6620
6600
6580
24003 Cottonwood Creek 48.0
24438 Cottonwood Creek 49.0
24912 Cottonwood Creek 50.0
25102 Cottonwood Creek 50.5
25454 Cottonwood Creek 51.0
25654 WOODMEN-RD-DS
25784 WOODMEN-RD-TOR (ID: CC9)
26035 Cottonwood Creek 52.0
26233 AUSTIN-BLUFFS-PKWY-DS
26289 AUSTIN-BLUFFS-PKWY-TOR (ID: CC10)
26361 AUSTIN-BLUFFS-PKWY-US
26480 Cottonwood Creek 53.0
26791 Cottonwood Creek 53.5
27232 Cottonwood Creek 54.0
27595 Cottonwood Creek 55.0
28003 Cottonwood Creek 56.0
28503 Cottonwood Creek 57.0
24000
25000
26000
27000
28000
Main Channel Distance (ft)

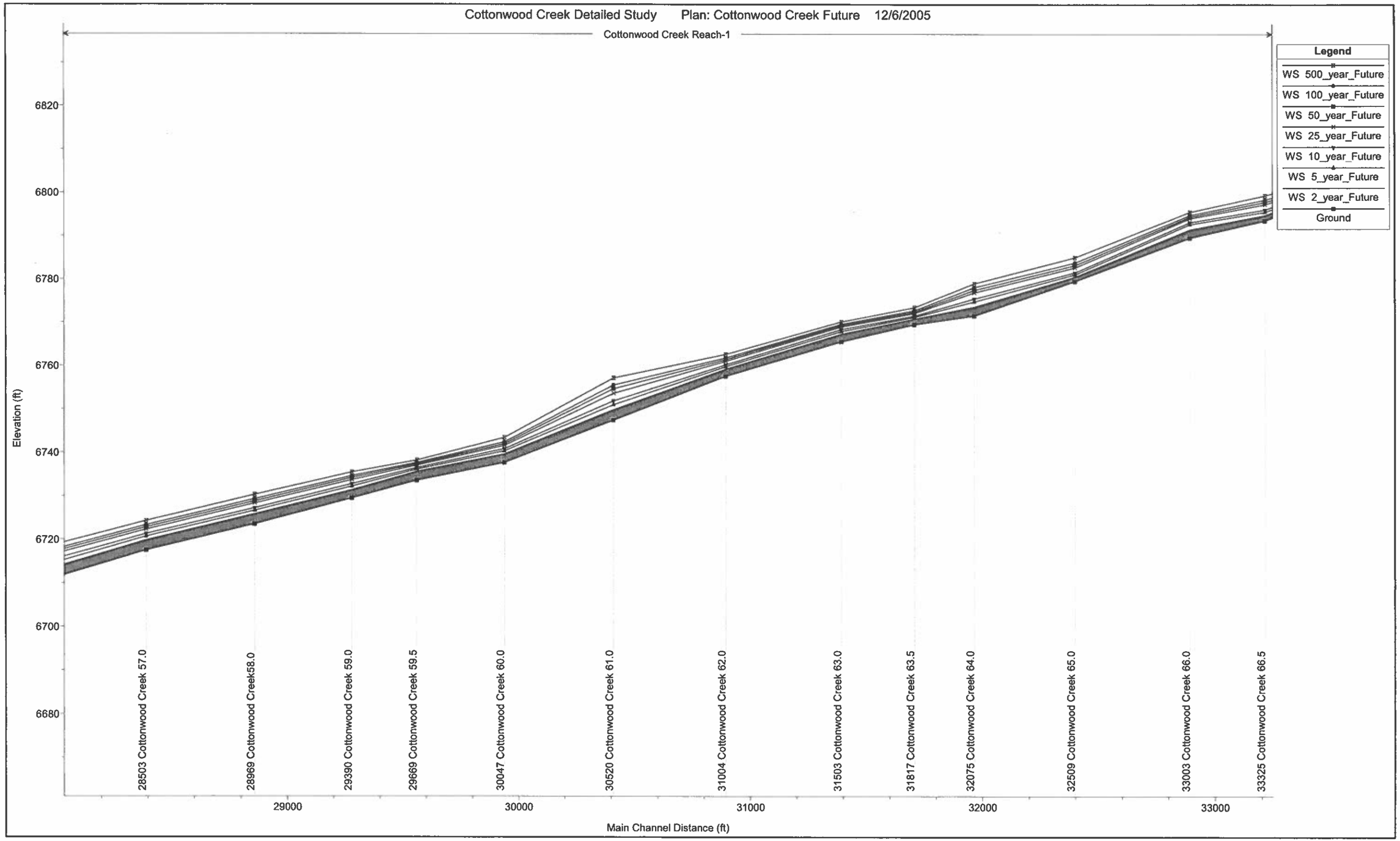
Cottonwood Creek Detailed Study Plan: Cottonwood Creek Future 12/6/2005
Cottonwood Creek Reach-1
Legend
WS 500_year_Future
WS 100_year_Future
WS 50_year_Future
WS 25_year_Future
WS 10_year_Future
WS 5_year_Future
WS 2_year_Future
Ground
Elevation (ft)
6820
6800
6780
6760
6740
6720
6700
6680
28503 Cottonwood Creek 57.0
28969 Cottonwood Creek58.0
29390 Cottonwood Creek 59.0
29669 Cottonwood Creek 59.5
30047 Cottonwood Creek 60.0
30520 Cottonwood Creek 61.0
31004 Cottonwood Creek 62.0
31503 Cottonwood Creek 63.0
31817 Cottonwood Creek 63.5
32075 Cottonwood Creek 64.0
32509 Cottonwood Creek 65.0
33003 Cottonwood Creek 66.0
33325 Cottonwood Creek 66.5
29000
30000
31000
32000
33000
Main Channel Distance (ft)

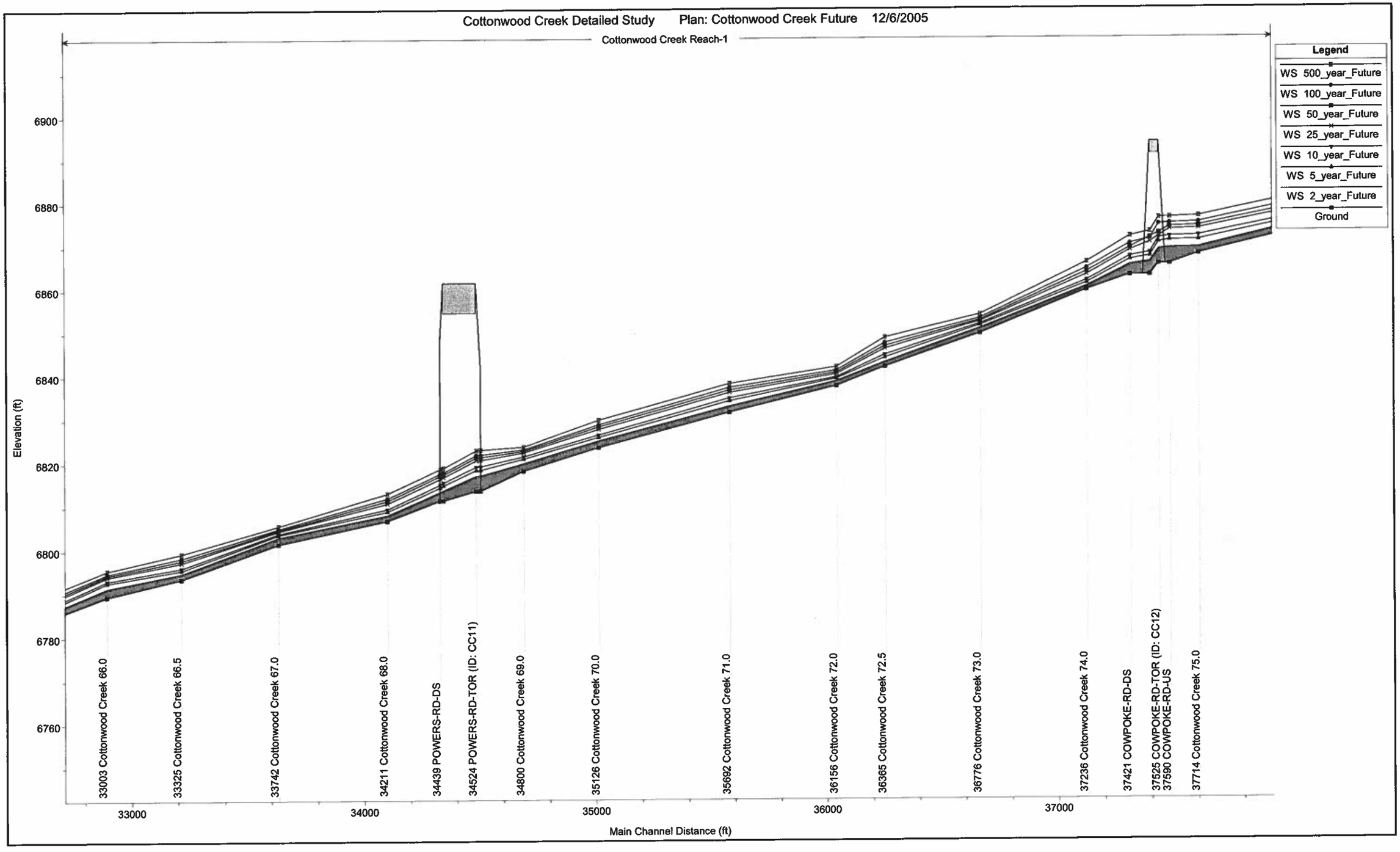
Cottonwood Creek Detailed Study Plan: Cottonwood Creek Future 12/6/2005
Cottonwood Creek Reach-1
Legend
WS 500_year_Future
WS 100_year_Future
WS 50_year_Future
WS 25_year_Future
WS 10_year_Future
WS 5_year_Future
WS 2_year_Future
Ground
Elevation (ft)
6900
6880
6860
6840
6820
6800
6780
6760
33003 Cottonwood Creek 66.0
33325 Cottonwood Creek 66.5
33742 Cottonwood Creek 67.0
34211 Cottonwood Creek 68.0
34439 POWERS-RD-DS
34524 POWERS-RD-TOR (ID: CC11)
34800 Cottonwood Creek 69.0
35126 Cottonwood Creek 70.0
35692 Cottonwood Creek 71.0
36156 Cottonwood Creek 72.0
36365 Cottonwood Creek 72.5
36776 Cottonwood Creek 73.0
37236 Cottonwood Creek 74.0
37421 COWPOKE-RD-DS
37525 COWPOKE-RD-TOR (ID: CC12)
37590 COWPOKE-RD-US
37714 Cottonwood Creek 75.0
33000
34000
35000
36000
37000
Main Channel Distance (ft)

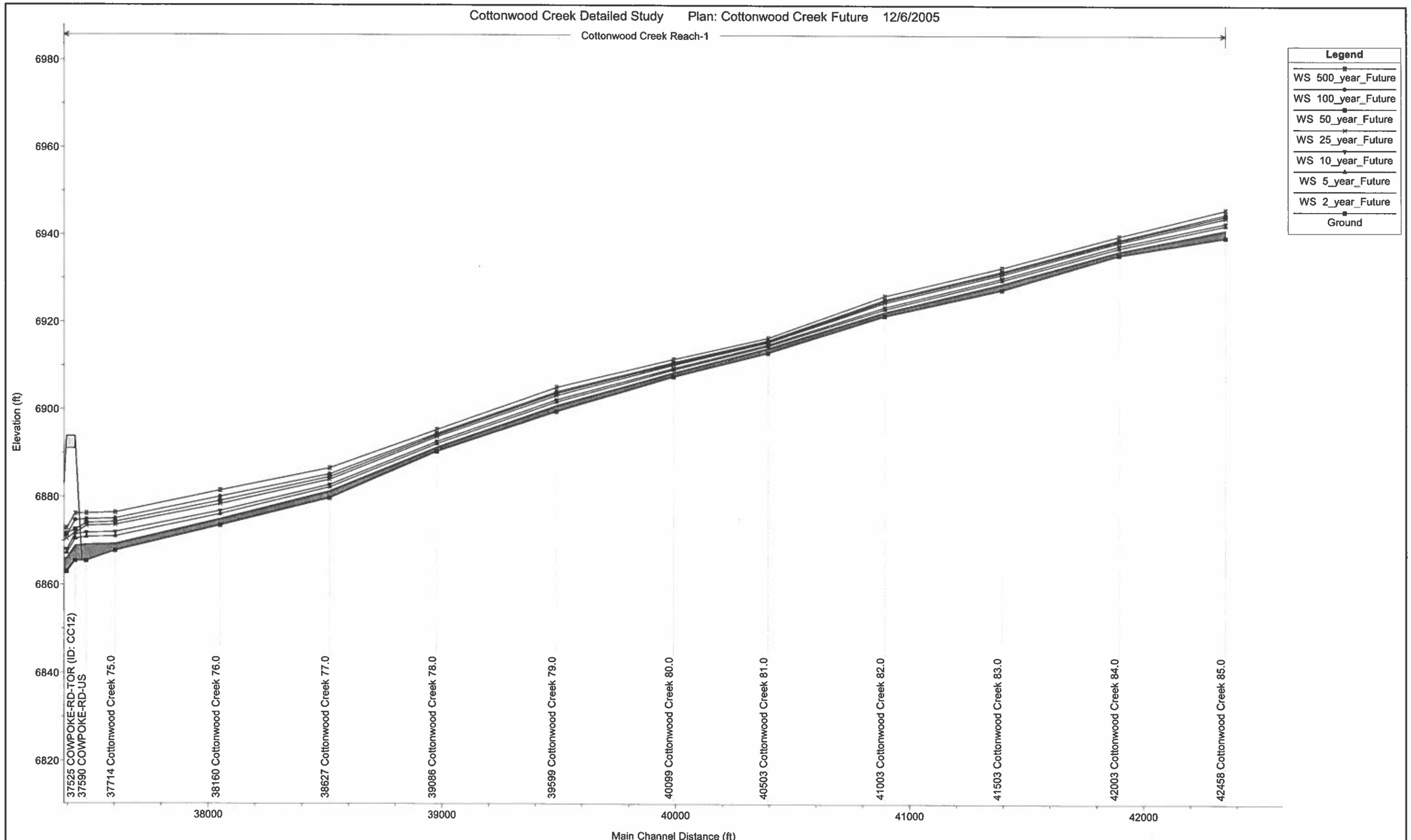
Cottonwood Creek Detailed Study Plan: Cottonwood Creek Future 12/6/2005
Cottonwood Creek Reach-1
Legend
WS 500_year_Future
WS 100_year_Future
WS 50_year_Future
WS 25_year_Future
WS 10_year_Future
WS 5_year_Future
WS 2_year_Future
Ground
Elevation (ft)
6980
6960
6940
6920
6900
6880
6860
6840
6820
37525 COWPOKE-RD-TOR (ID: CC12)
37590 COWPOKE-RD-US
37714 Cottonwood Creek 75.0
38160 Cottonwood Creek 76.0
38627 Cottonwood Creek 77.0
39086 Cottonwood Creek 78.0
39599 Cottonwood Creek 79.0
40099 Cottonwood Creek 80.0
40503 Cottonwood Creek 81.0
41003 Cottonwood Creek 82.0
41503 Cottonwood Creek 83.0
42003 Cottonwood Creek 84.0
42458 Cottonwood Creek 85.0
38000
39000
40000
41000
42000
Main Channel Distance (ft)

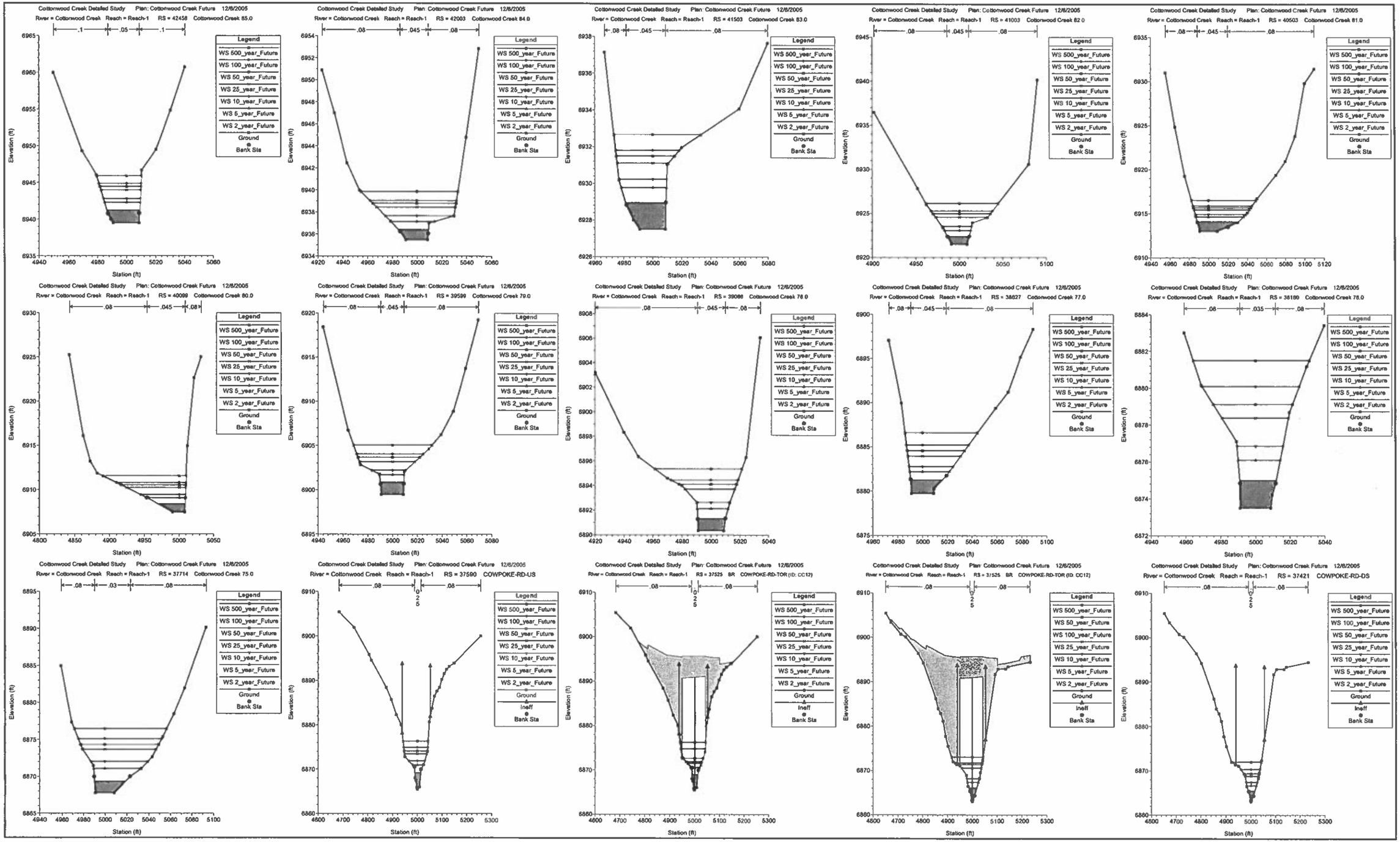
Cottonwood Creek Detailed Study Plan: Cottonwood Creek Future 12/6/2005
River = Cottonwood Creek Reach = Reach-1 RS = 42458 Cottonwood Creek 85.0
River = Cottonwood Creek Reach = Reach-1 RS = 42003 Cottonwood Creek 84.0
River = Cottonwood Creek Reach = Reach-1 RS = 41503 Cottonwood Creek 83.0
River = Cottonwood Creek Reach = Reach-1 RS = 41003 Cottonwood Creek 82.0
River = Cottonwood Creek Reach = Reach-1 RS = 40503 Cottonwood Creek 81.0
River = Cottonwood Creek Reach = Reach-1 RS = 40099 Cottonwood Creek 80.0
River = Cottonwood Creek Reach = Reach-1 RS = 39599 Cottonwood Creek 79.0
River = Cottonwood Creek Reach = Reach-1 RS = 39096 Cottonwood Creek 78.0
River = Cottonwood Creek Reach = Reach-1 RS = 38627 Cottonwood Creek 77.0
River = Cottonwood Creek Reach = Reach-1 RS = 38160 Cottonwood Creek 76.0
River = Cottonwood Creek Reach = Reach-1 RS = 37714 Cottonwood Creek 75.0
River = Cottonwood Creek Reach = Reach-1 RS = 37590 COWPOKE-RD-US
River = Cottonwood Creek Reach = Reach-1 RS = 37525 BR COWPOKE-RD-TOR (ID: CC12)
River = Cottonwood Creek Reach = Reach-1 RS = 37525 BR COWPOKE-RD-TOR (ID: CC12)
River = Cottonwood Creek Reach = Reach-1 RS = 37421 COWPOKE-RD-DS
Legend
WS 500_year_Future
WS 100_year_Future
WS 50_year_Future
WS 25_year_Future
WS 10_year_Future
WS 5_year_Future
WS 2_year_Future
Ground
Ineff
Bank Sta
Elevation (ft)
Station (ft)

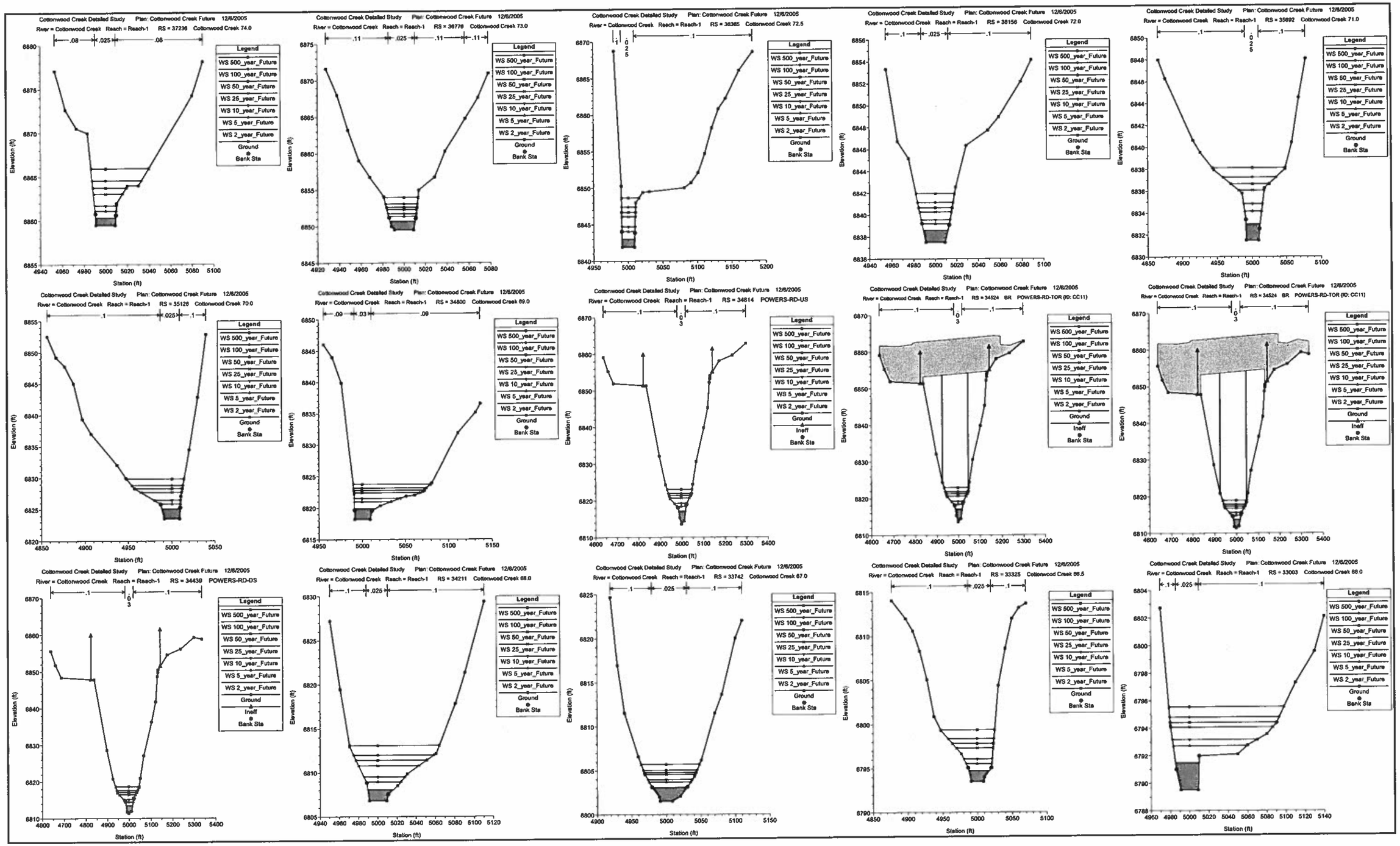
Cottonwood Creek Detailed Study Plan: Cottonwood Creek Future 12/6/2005
River = Cottonwood Creek Reach = Reach-1 RS = 37236 Cottonwood Creek 74.0
River = Cottonwood Creek Reach = Reach-1 RS = 36776 Cottonwood Creek 73.0
River = Cottonwood Creek Reach = Reach-1 RS = 36365 Cottonwood Creek 72.5
River = Cottonwood Creek Reach = Reach-1 RS = 36156 Cottonwood Creek 72.0
River = Cottonwood Creek Reach = Reach-1 RS = 35692 Cottonwood Creek 71.0
River = Cottonwood Creek Reach = Reach-1 RS = 35129 Cottonwood Creek 70.0
River = Cottonwood Creek Reach = Reach-1 RS = 34800 Cottonwood Creek 69.0
River = Cottonwood Creek Reach = Reach-1 RS = 34814 POWERS-RD-US
River = Cottonwood Creek Reach = Reach-1 RS = 34524 BR POWERS-RD-TOR (ID: CC11)
River = Cottonwood Creek Reach = Reach-1 RS = 34439 POWERS-RD-DS
River = Cottonwood Creek Reach = Reach-1 RS = 34211 Cottonwood Creek 68.0
River = Cottonwood Creek Reach = Reach-1 RS = 33742 Cottonwood Creek 67.0
River = Cottonwood Creek Reach = Reach-1 RS = 33325 Cottonwood Creek 66.5
River = Cottonwood Creek Reach = Reach-1 RS = 33003 Cottonwood Creek 66.0
Legend
WS 500_year_Future
WS 100_year_Future
WS 50_year_Future
WS 25_year_Future
WS 10_year_Future
WS 5_year_Future
WS 2_year_Future
Ground
Ineff
Bank Sta
Elevation (ft)
Station (ft)

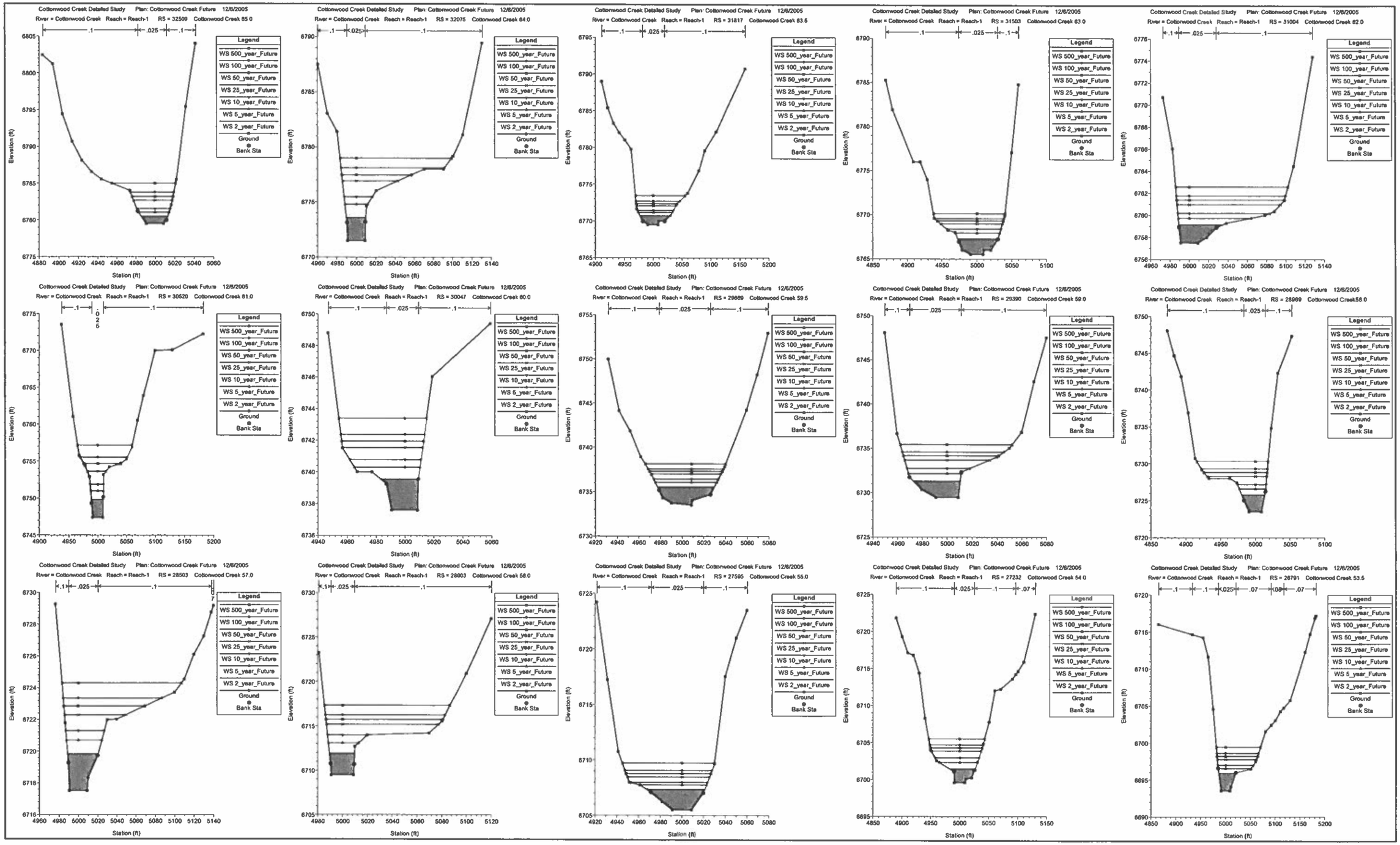
Cottonwood Creek Detailed Study Plan: Cottonwood Creek Future 12/6/2005
River = Cottonwood Creek Reach = Reach-1 RS = 32509 Cottonwood Creek 85.0
River = Cottonwood Creek Reach = Reach-1 RS = 32075 Cottonwood Creek 84.0
River = Cottonwood Creek Reach = Reach-1 RS = 31817 Cottonwood Creek 83.5
River = Cottonwood Creek Reach = Reach-1 RS = 31503 Cottonwood Creek 83.0
River = Cottonwood Creek Reach = Reach-1 RS = 31004 Cottonwood Creek 82.0
River = Cottonwood Creek Reach = Reach-1 RS = 30520 Cottonwood Creek 81.0
River = Cottonwood Creek Reach = Reach-1 RS = 30047 Cottonwood Creek 80.0
River = Cottonwood Creek Reach = Reach-1 RS = 29869 Cottonwood Creek 59.5
River = Cottonwood Creek Reach = Reach-1 RS = 29390 Cottonwood Creek 59.0
River = Cottonwood Creek Reach = Reach-1 RS = 28969 Cottonwood Creek58.0
River = Cottonwood Creek Reach = Reach-1 RS = 28503 Cottonwood Creek 57.0
River = Cottonwood Creek Reach = Reach-1 RS = 28003 Cottonwood Creek 56.0
River = Cottonwood Creek Reach = Reach-1 RS = 27595 Cottonwood Creek 55.0
River = Cottonwood Creek Reach = Reach-1 RS = 27232 Cottonwood Creek 54.0
River = Cottonwood Creek Reach = Reach-1 RS = 26791 Cottonwood Creek 53.5
Legend
WS 500_year_Future
WS 100_year_Future
WS 50_year_Future
WS 25_year_Future
WS 10_year_Future
WS 5_year_Future
WS 2_year_Future
Ground
Bank Sta
Elevation (ft)
Station (ft)

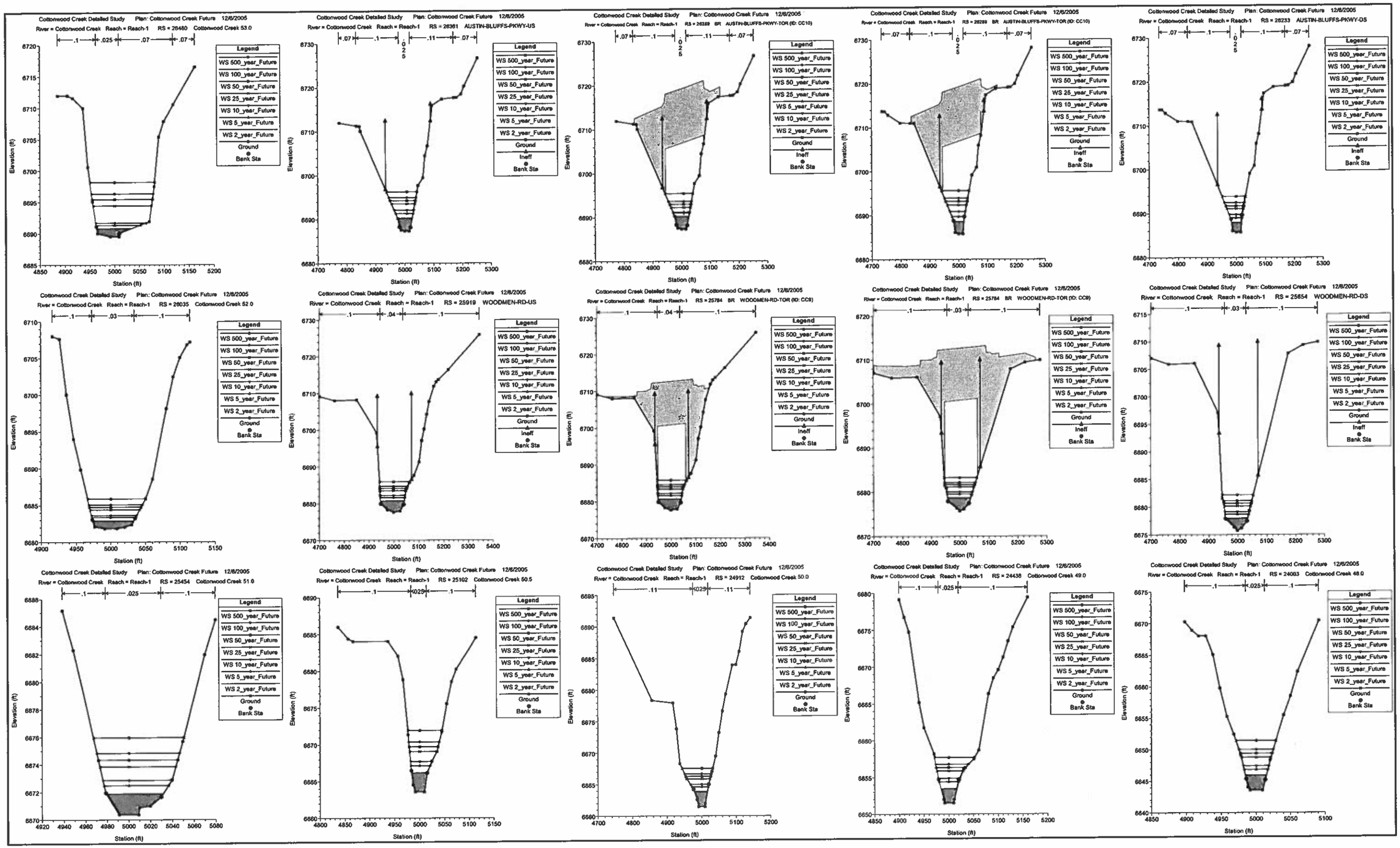
Cottonwood Creek Detailed Study Plan: Cottonwood Creek Future 12/6/2005
River = Cottonwood Creek Reach = Reach-1 RS = 26480 Cottonwood Creek 53.0
River = Cottonwood Creek Reach = Reach-1 RS = 26361 AUSTIN-BLUFFS-PKWY-US
River = Cottonwood Creek Reach = Reach-1 RS = 26289 BR AUSTIN-BLUFFS-PKWY-TOR (ID: CC10)
River = Cottonwood Creek Reach = Reach-1 RS = 26233 AUSTIN-BLUFFS-PKWY-DS
River = Cottonwood Creek Reach = Reach-1 RS = 26035 Cottonwood Creek 52.0
River = Cottonwood Creek Reach = Reach-1 RS = 25919 WOODMEN-RD-US
River = Cottonwood Creek Reach = Reach-1 RS = 25784 BR WOODMEN-RD-TOR (ID: CC9)
River = Cottonwood Creek Reach = Reach-1 RS = 25654 WOODMEN-RD-DS
River = Cottonwood Creek Reach = Reach-1 RS = 25454 Cottonwood Creek 51.0
River = Cottonwood Creek Reach = Reach-1 RS = 25102 Cottonwood Creek 50.5
River = Cottonwood Creek Reach = Reach-1 RS = 24912 Cottonwood Creek 50.0
River = Cottonwood Creek Reach = Reach-1 RS = 24438 Cottonwood Creek 49.0
River = Cottonwood Creek Reach = Reach-1 RS = 24003 Cottonwood Creek 48.0
Elevation (ft)
Station (ft)
Legend
WS 500_year_Future
WS 100_year_Future
WS 50_year_Future
WS 25_year_Future
WS 10_year_Future
WS 5_year_Future
WS 2_year_Future
Ground
Ineff
Bank Sta

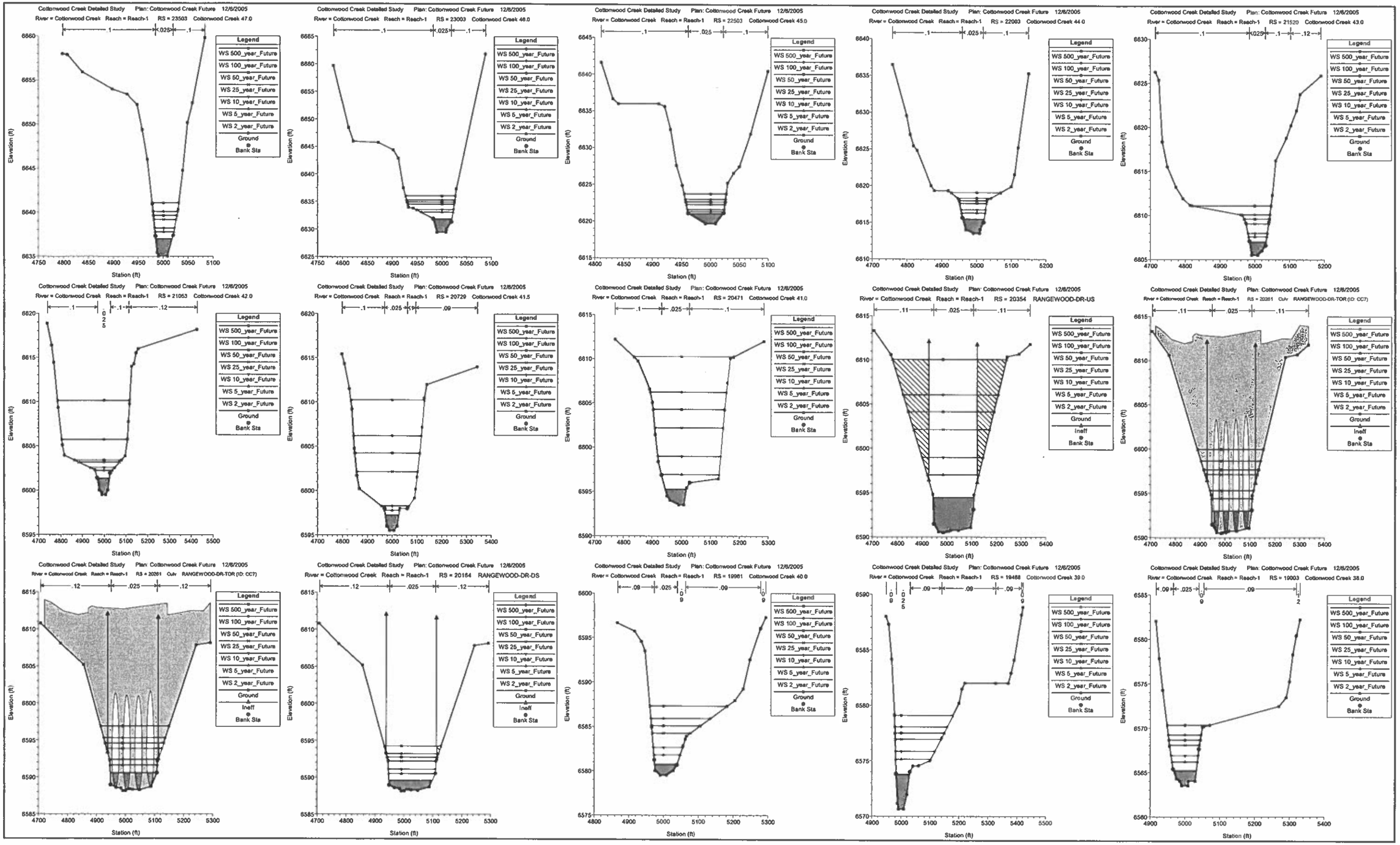
Cottonwood Creek Detailed Study Plan: Cottonwood Creek Future 12/8/2005
River = Cottonwood Creek Reach = Reach-1 RS = 23503 Cottonwood Creek 47.0
River = Cottonwood Creek Reach = Reach-1 RS = 23003 Cottonwood Creek 46.0
River = Cottonwood Creek Reach = Reach-1 RS = 22503 Cottonwood Creek 45.0
River = Cottonwood Creek Reach = Reach-1 RS = 22003 Cottonwood Creek 44.0
River = Cottonwood Creek Reach = Reach-1 RS = 21520 Cottonwood Creek 43.0
River = Cottonwood Creek Reach = Reach-1 RS = 21053 Cottonwood Creek 42.0
River = Cottonwood Creek Reach = Reach-1 RS = 20729 Cottonwood Creek 41.5
River = Cottonwood Creek Reach = Reach-1 RS = 20471 Cottonwood Creek 41.0
River = Cottonwood Creek Reach = Reach-1 RS = 20354 RANGEWOOD-DR-US
River = Cottonwood Creek Reach = Reach-1 RS = 20261 Culv RANGEWOOD-DR-TOR (ID: CC7)
River = Cottonwood Creek Reach = Reach-1 RS = 20164 RANGEWOOD-DR-DS
River = Cottonwood Creek Reach = Reach-1 RS = 19961 Cottonwood Creek 40.0
River = Cottonwood Creek Reach = Reach-1 RS = 19488 Cottonwood Creek 39.0
River = Cottonwood Creek Reach = Reach-1 RS = 19003 Cottonwood Creek 38.0
Elevation (ft)
Station (ft)
Legend
WS 500_year_Future
WS 100_year_Future
WS 50_year_Future
WS 25_year_Future
WS 10_year_Future
WS 5_year_Future
WS 2_year_Future
Ground
Ineff
Bank Sta

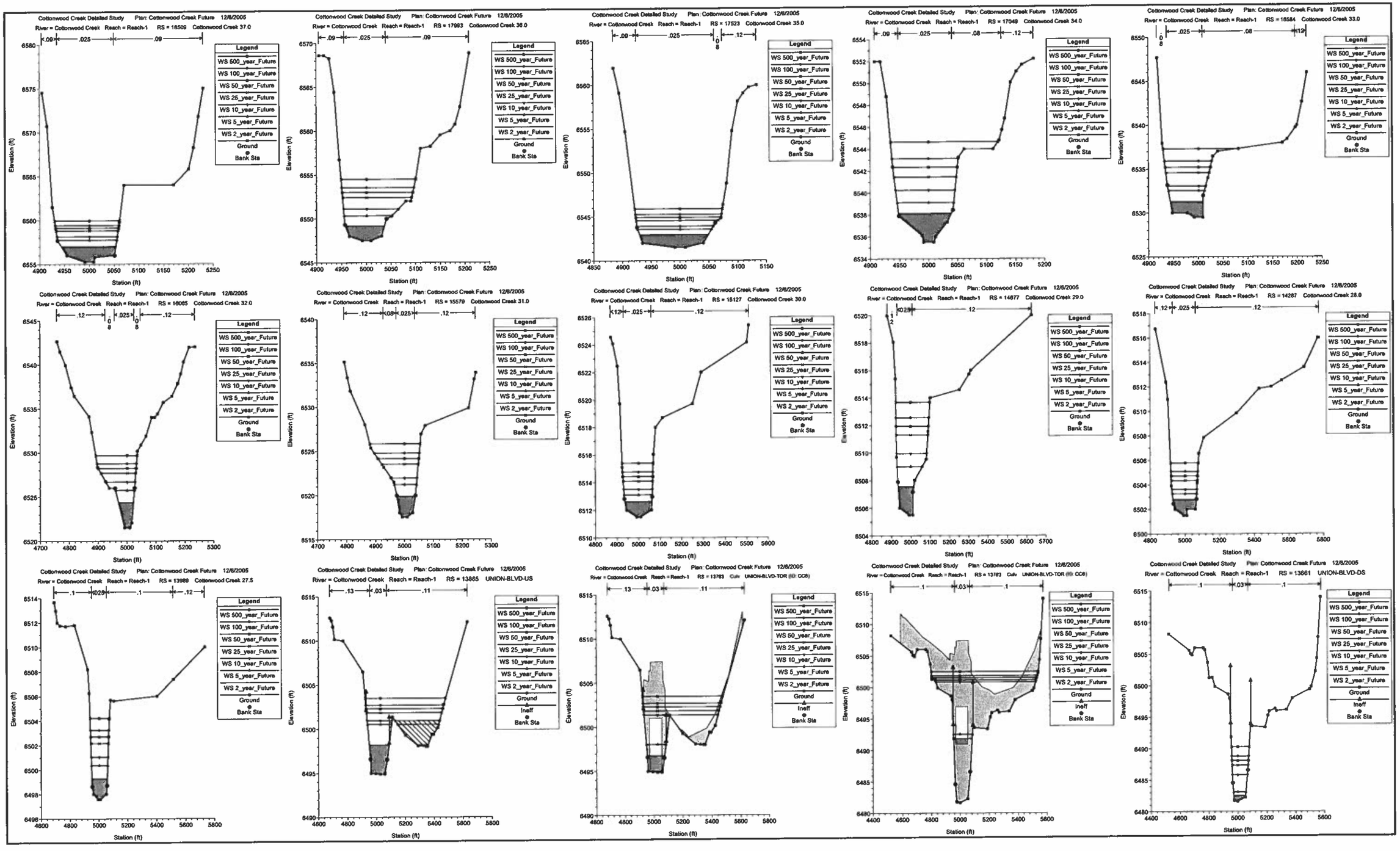
Cottonwood Creek Detailed Study Plan: Cottonwood Creek Future 12/6/2005
River = Cottonwood Creek Reach = Reach-1 RS = 18509 Cottonwood Creek 37.0
River = Cottonwood Creek Reach = Reach-1 RS = 17993 Cottonwood Creek 36.0
River = Cottonwood Creek Reach = Reach-1 RS = 17523 Cottonwood Creek 35.0
River = Cottonwood Creek Reach = Reach-1 RS = 17049 Cottonwood Creek 34.0
River = Cottonwood Creek Reach = Reach-1 RS = 16584 Cottonwood Creek 33.0
River = Cottonwood Creek Reach = Reach-1 RS = 16065 Cottonwood Creek 32.0
River = Cottonwood Creek Reach = Reach-1 RS = 15579 Cottonwood Creek 31.0
River = Cottonwood Creek Reach = Reach-1 RS = 15127 Cottonwood Creek 30.0
River = Cottonwood Creek Reach = Reach-1 RS = 14677 Cottonwood Creek 29.0
River = Cottonwood Creek Reach = Reach-1 RS = 14287 Cottonwood Creek 28.0
River = Cottonwood Creek Reach = Reach-1 RS = 13989 Cottonwood Creek 27.5
River = Cottonwood Creek Reach = Reach-1 RS = 13865 UNION-BLVD-US
River = Cottonwood Creek Reach = Reach-1 RS = 13783 Culv UNION-BLVD-TOR (ID: CC8)
River = Cottonwood Creek Reach = Reach-1 RS = 13661 UNION-BLVD-DS
Legend
WS 500_year_Future
WS 100_year_Future
WS 50_year_Future
WS 25_year_Future
WS 10_year_Future
WS 5_year_Future
WS 2_year_Future
Ground
Ineff
Bank Sta
Elevation (ft)
Station (ft)

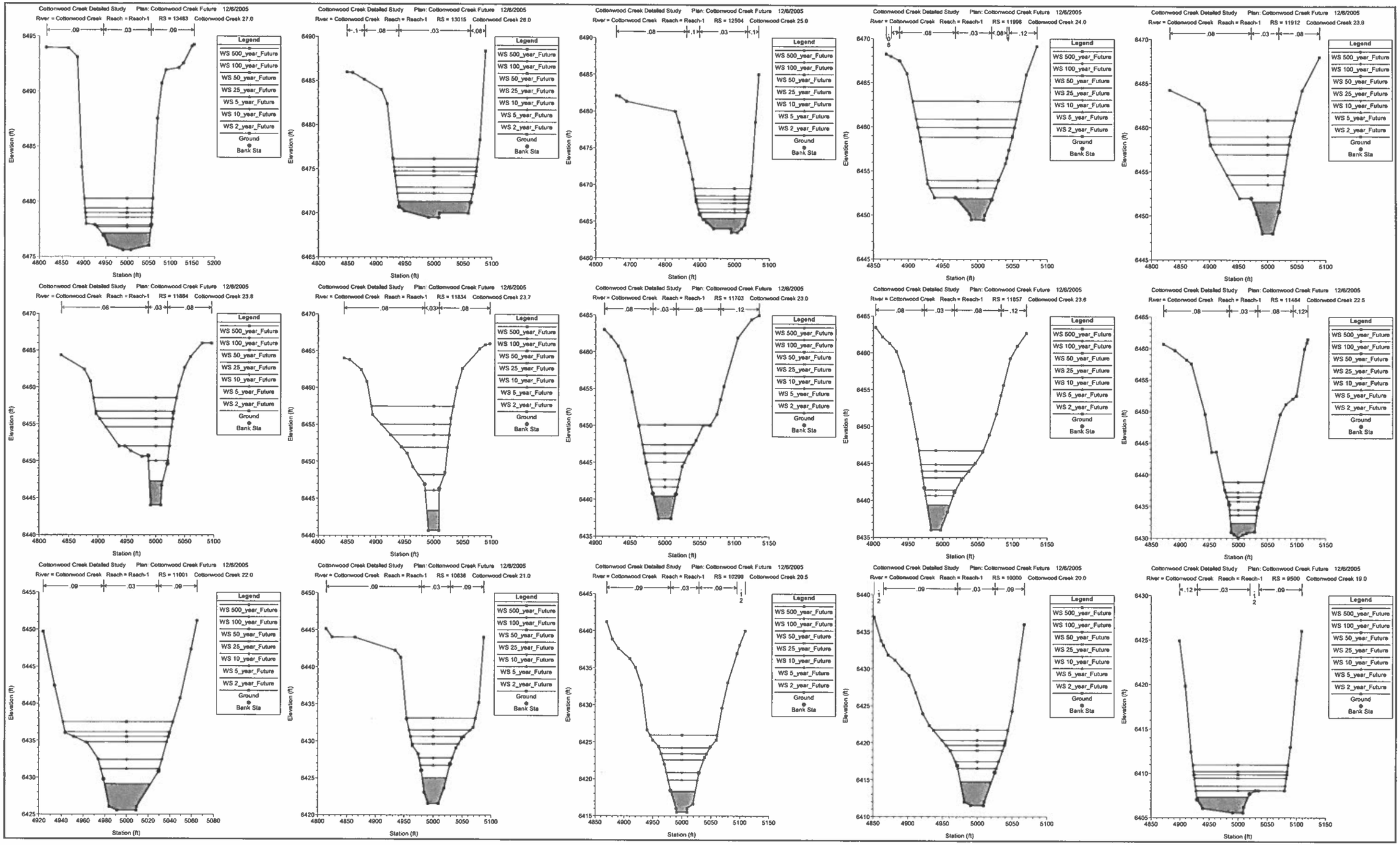
Cottonwood Creek Detailed Study Plan: Cottonwood Creek Future 12/6/2005
River = Cottonwood Creek Reach = Reach-1 RS = 13483 Cottonwood Creek 27.0
River = Cottonwood Creek Reach = Reach-1 RS = 13015 Cottonwood Creek 26.0
River = Cottonwood Creek Reach = Reach-1 RS = 12504 Cottonwood Creek 25.0
River = Cottonwood Creek Reach = Reach-1 RS = 11998 Cottonwood Creek 24.0
River = Cottonwood Creek Reach = Reach-1 RS = 11912 Cottonwood Creek 23.9
River = Cottonwood Creek Reach = Reach-1 RS = 11884 Cottonwood Creek 23.8
River = Cottonwood Creek Reach = Reach-1 RS = 11834 Cottonwood Creek 23.7
River = Cottonwood Creek Reach = Reach-1 RS = 11703 Cottonwood Creek 23.0
River = Cottonwood Creek Reach = Reach-1 RS = 11857 Cottonwood Creek 23.6
River = Cottonwood Creek Reach = Reach-1 RS = 11484 Cottonwood Creek 22.5
River = Cottonwood Creek Reach = Reach-1 RS = 11001 Cottonwood Creek 22.0
River = Cottonwood Creek Reach = Reach-1 RS = 10838 Cottonwood Creek 21.0
River = Cottonwood Creek Reach = Reach-1 RS = 10290 Cottonwood Creek 20.5
River = Cottonwood Creek Reach = Reach-1 RS = 10000 Cottonwood Creek 20.0
River = Cottonwood Creek Reach = Reach-1 RS = 9500 Cottonwood Creek 19.0
Legend
WS 500_year_Future
WS 100_year_Future
WS 50_year_Future
WS 25_year_Future
WS 10_year_Future
WS 5_year_Future
WS 2_year_Future
Ground
Bank Sta
Elevation (ft)
Station (ft)

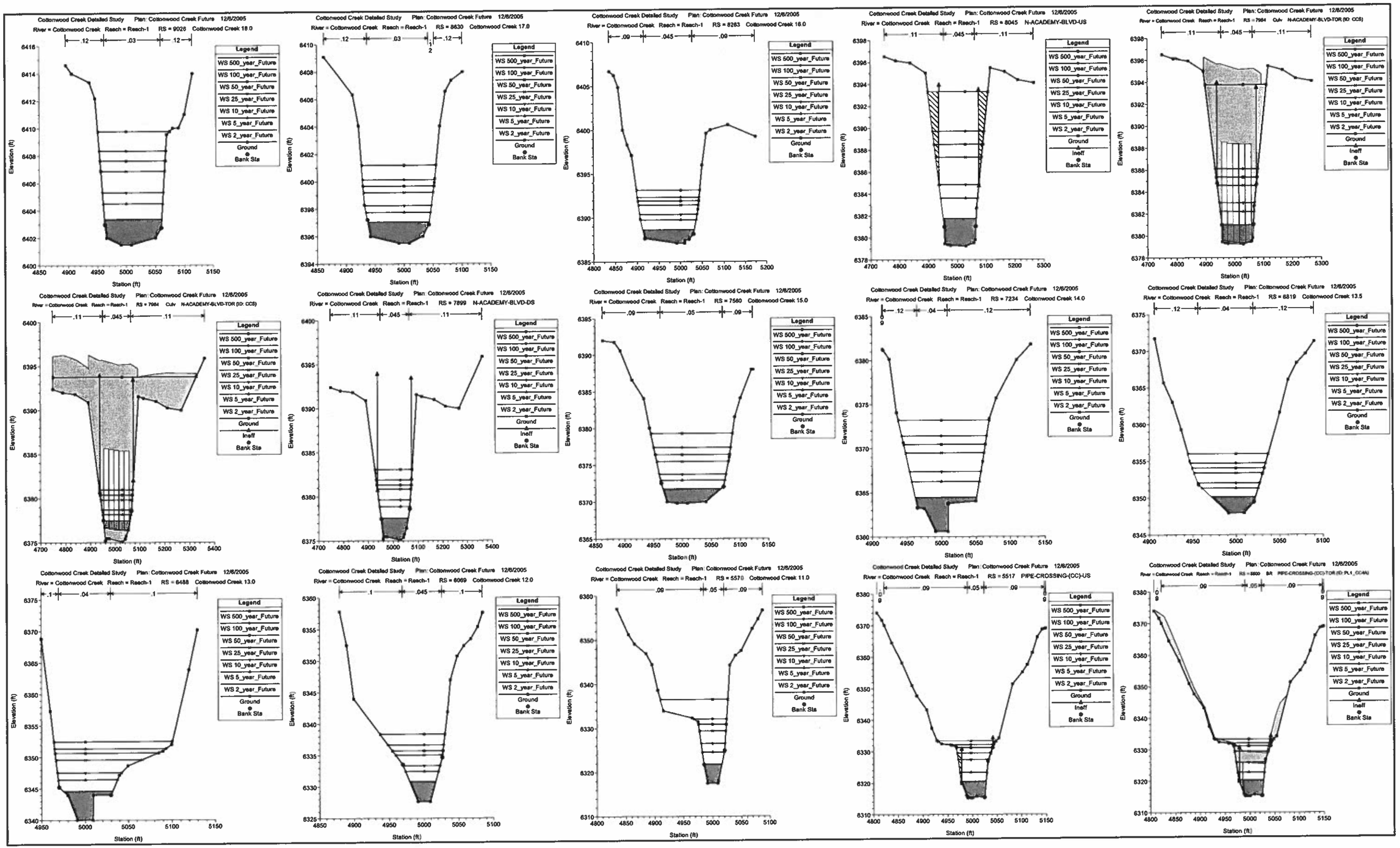
Cottonwood Creek Detailed Study Plan: Cottonwood Creek Future 12/6/2005
River = Cottonwood Creek Reach = Reach-1 RS = 9026 Cottonwood Creek 18.0
Cottonwood Creek Detailed Study Plan: Cottonwood Creek Future 12/6/2005
River = Cottonwood Creek Reach = Reach-1 RS = 8630 Cottonwood Creek 17.0
Cottonwood Creek Detailed Study Plan: Cottonwood Creek Future 12/6/2005
River = Cottonwood Creek Reach = Reach-1 RS = 8263 Cottonwood Creek 16.0
Cottonwood Creek Detailed Study Plan: Cottonwood Creek Future 12/6/2005
River = Cottonwood Creek Reach = Reach-1 RS = 8045 N-ACADEMY-BLVD-US
Cottonwood Creek Detailed Study Plan: Cottonwood Creek Future 12/6/2005
River = Cottonwood Creek Reach = Reach-1 RS = 7984 Culv N-ACADEMY-BLVD-TOR (ID: CC5)
Cottonwood Creek Detailed Study Plan: Cottonwood Creek Future 12/6/2005
River = Cottonwood Creek Reach = Reach-1 RS = 7984 Culv N-ACADEMY-BLVD-TOR (ID: CC5)
Cottonwood Creek Detailed Study Plan: Cottonwood Creek Future 12/6/2005
River = Cottonwood Creek Reach = Reach-1 RS = 7899 N-ACADEMY-BLVD-DS
Cottonwood Creek Detailed Study Plan: Cottonwood Creek Future 12/6/2005
River = Cottonwood Creek Reach = Reach-1 RS = 7560 Cottonwood Creek 15.0
Cottonwood Creek Detailed Study Plan: Cottonwood Creek Future 12/6/2005
River = Cottonwood Creek Reach = Reach-1 RS = 7234 Cottonwood Creek 14.0
Cottonwood Creek Detailed Study Plan: Cottonwood Creek Future 12/6/2005
River = Cottonwood Creek Reach = Reach-1 RS = 6819 Cottonwood Creek 13.5
Cottonwood Creek Detailed Study Plan: Cottonwood Creek Future 12/6/2005
River = Cottonwood Creek Reach = Reach-1 RS = 6488 Cottonwood Creek 13.0
Cottonwood Creek Detailed Study Plan: Cottonwood Creek Future 12/6/2005
River = Cottonwood Creek Reach = Reach-1 RS = 6069 Cottonwood Creek 12.0
Cottonwood Creek Detailed Study Plan: Cottonwood Creek Future 12/6/2005
River = Cottonwood Creek Reach = Reach-1 RS = 5570 Cottonwood Creek 11.0
Cottonwood Creek Detailed Study Plan: Cottonwood Creek Future 12/6/2005
River = Cottonwood Creek Reach = Reach-1 RS = 5517 PIPE-CROSSING-(CC)-US
Cottonwood Creek Detailed Study Plan: Cottonwood Creek Future 12/6/2005
Legend
WS 500_year_Future
WS 100_year_Future
WS 50_year_Future
WS 25_year_Future
WS 10_year_Future
WS 5_year_Future
WS 2_year_Future
Ground
Ineff
Bank Sta
Elevation (ft)
Station (ft)

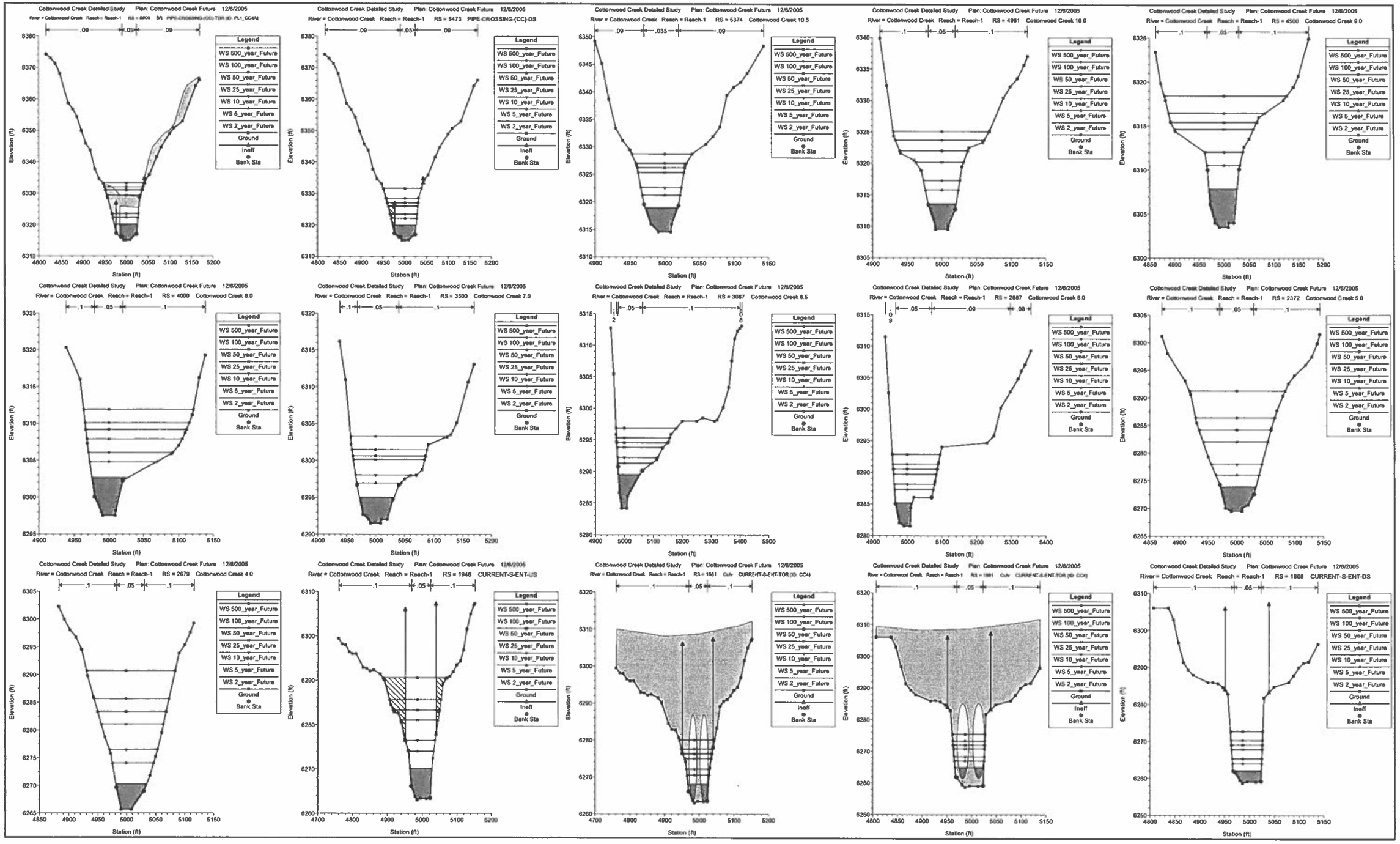
Cottonwood Creek Detailed Study Plan: Cottonwood Creek Future 12/6/2005
River = Cottonwood Creek Reach = Reach-1 RS = 5473 PIPE-CROSSING-(CC)-DS
River = Cottonwood Creek Reach = Reach-1 RS = 5374 Cottonwood Creek 10.5
River = Cottonwood Creek Reach = Reach-1 RS = 4961 Cottonwood Creek 10.0
River = Cottonwood Creek Reach = Reach-1 RS = 4500 Cottonwood Creek 9.0
River = Cottonwood Creek Reach = Reach-1 RS = 4000 Cottonwood Creek 8.0
River = Cottonwood Creek Reach = Reach-1 RS = 3500 Cottonwood Creek 7.0
River = Cottonwood Creek Reach = Reach-1 RS = 3087 Cottonwood Creek 6.5
River = Cottonwood Creek Reach = Reach-1 RS = 2687 Cottonwood Creek 6.0
River = Cottonwood Creek Reach = Reach-1 RS = 2372 Cottonwood Creek 5.0
River = Cottonwood Creek Reach = Reach-1 RS = 2079 Cottonwood Creek 4.0
River = Cottonwood Creek Reach = Reach-1 RS = 1948 CURRENT-S-ENT-US
River = Cottonwood Creek Reach = Reach-1 RS = 1808 CURRENT-S-ENT-DS
Legend
WS 500_year_Future
WS 100_year_Future
WS 50_year_Future
WS 25_year_Future
WS 10_year_Future
WS 5_year_Future
WS 2_year_Future
Ground
Ineff
Bank Sta
Elevation (ft)
Station (ft)

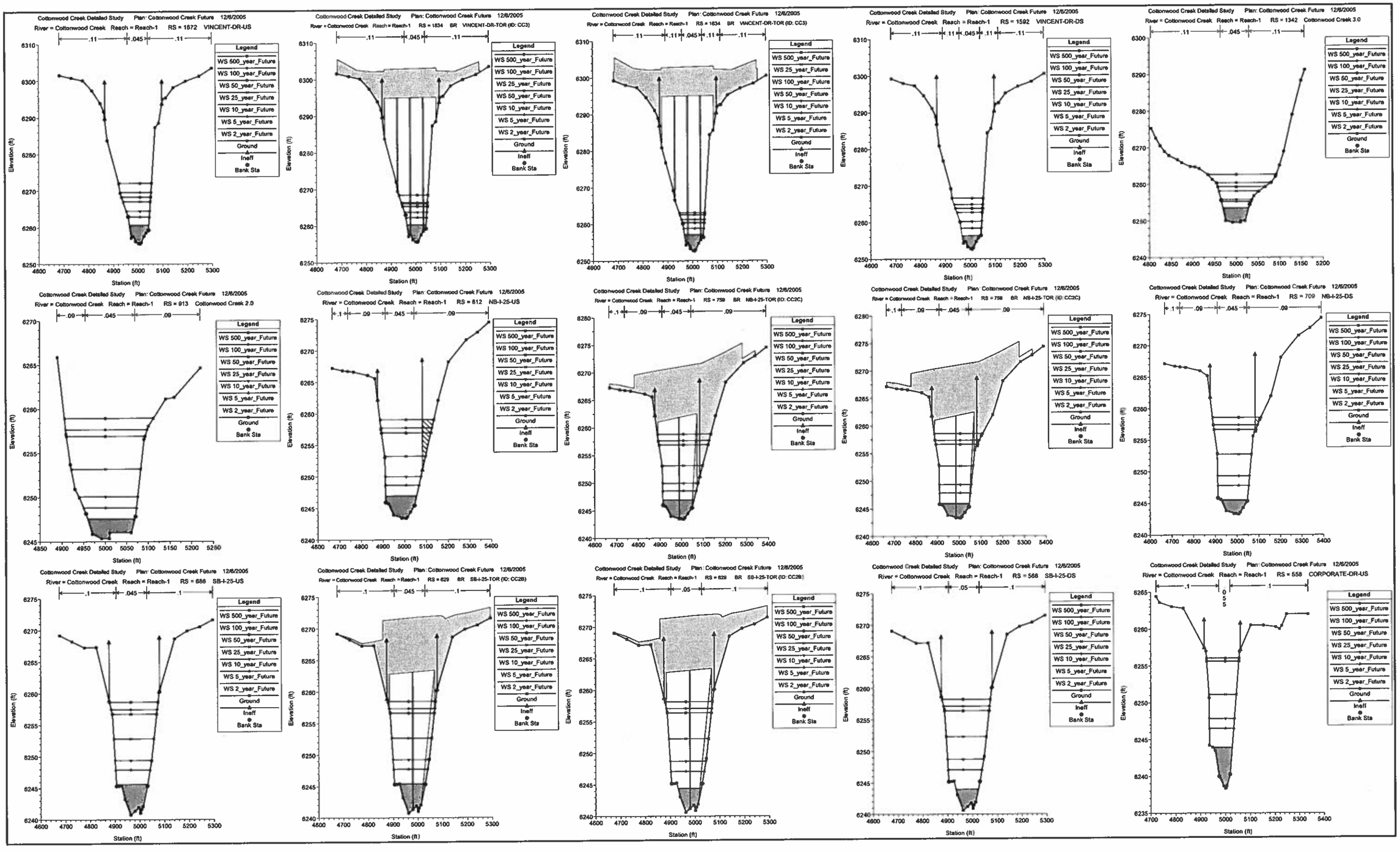
Cottonwood Creek Detailed Study Plan: Cottonwood Creek Future 12/6/2005
River = Cottonwood Creek Reach = Reach-1 RS = 1872 VINCENT-DR-US
River = Cottonwood Creek Reach = Reach-1 RS = 1634 BR VINCENT-DR-TOR (ID: CC3)
River = Cottonwood Creek Reach = Reach-1 RS = 1592 VINCENT-DR-DS
River = Cottonwood Creek Reach = Reach-1 RS = 1342 Cottonwood Creek 3.0
River = Cottonwood Creek Reach = Reach-1 RS = 913 Cottonwood Creek 2.0
River = Cottonwood Creek Reach = Reach-1 RS = 812 NB-I-25-US
River = Cottonwood Creek Reach = Reach-1 RS = 759 BR NB-I-25-TOR (ID: CC2C)
River = Cottonwood Creek Reach = Reach-1 RS = 759 BR NB-I-25-TOR (ID: CC2C)
River = Cottonwood Creek Reach = Reach-1 RS = 709 NB-I-25-DS
River = Cottonwood Creek Reach = Reach-1 RS = 688 SB-I-25-US
River = Cottonwood Creek Reach = Reach-1 RS = 629 BR SB-I-25-TOR (ID: CC2B)
River = Cottonwood Creek Reach = Reach-1 RS = 629 BR SB-I-25-TOR (ID: CC2B)
River = Cottonwood Creek Reach = Reach-1 RS = 568 SB-I-25-DS
River = Cottonwood Creek Reach = Reach-1 RS = 558 CORPORATE-DR-US
Legend
WS 500_year_Future
WS 100_year_Future
WS 50_year_Future
WS 25_year_Future
WS 10_year_Future
WS 5_year_Future
WS 2_year_Future
Ground
Ineff
Bank Sta
Elevation (ft)
Station (ft)

Cottonwood Creek Detailed Study Plan: Cottonwood Creek Future 12/8/2005
River = Cottonwood Creek Reach = Reach-1 RS = 523 BR CORPORATE-DR-TOR (ID: CC2A)



Cottonwood Creek Detailed Study Plan: Cottonwood Creek Future 12/8/2005
River = Cottonwood Creek Reach = Reach-1 RS = 523 BR CORPORATE-DR-TOR (ID: CC3A)



Cottonwood Creek Detailed Study Plan: Cottonwood Creek Future 12/8/2005
River = Cottonwood Creek Reach = Reach-1 RS = 477 CORPORATE-DR-DS

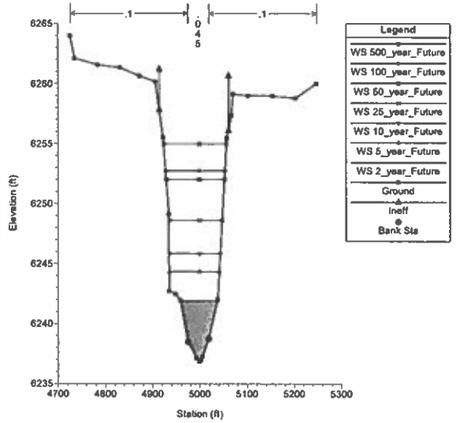

Cottonwood Creek Detailed Study Plan: Cottonwood Creek Future 12/8/2005
River = Cottonwood Creek Reach = Reach-1 RS = 373 W-CORPORATE-DR-US



Cottonwood Creek Detailed Study Plan: Cottonwood Creek Future 12/8/2005
River = Cottonwood Creek Reach = Reach-1 RS = 348 BR W-CORPORATE-DR-TOR (ID: CC1)



Cottonwood Creek Detailed Study Plan: Cottonwood Creek Future 12/8/2005
River = Cottonwood Creek Reach = Reach-1 RS = 348 BR W-CORPORATE-DR-TOR (ID: CC1)

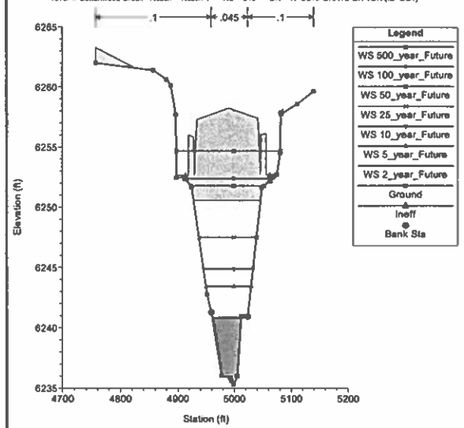

Cottonwood Creek Detailed Study Plan: Cottonwood Creek Future 12/8/2005
River = Cottonwood Creek Reach = Reach-1 RS = 313 W-CORPORATE-DR-DS



Cottonwood Creek Detailed Study Plan: Cottonwood Creek Future 12/8/2005
River = Cottonwood Creek Reach = Reach-1 RS = 110 Cottonwood Creek 1.0

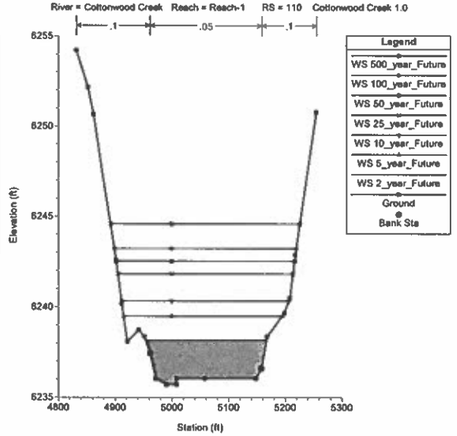

HEC-RAS Plan: CC Future River: Cottonwood Creek Reach: Reach-1

Reach	River Sta	Profile	Q Total	Min Ch El	W.S. Elev	Crit W.S.	E.G. Elev	E.G. Slope	Vel Chnl	Flow Area	Top Width	Froude # Chl
			(cfs)	(ft)	(ft)	(ft)	(ft)	(ft/ft)	(ft/s)	(sq ft)	(ft)	
Reach-1	42458	2_year_Future	100.00	6939.50	6941.28	6940.46	6941.40	0.004826	2.78	38.14	22.37	0.38
Reach-1	42458	5_year_Future	250.00	6939.50	6942.34	6941.22	6942.81	0.005801	4.23	80.84	24.25	0.45
Reach-1	42458	10_year_Future	370.00	6939.50	6942.88	6941.70	6943.28	0.007067	5.24	73.63	25.17	0.51
Reach-1	42458	25_year_Future	680.00	6939.50	6943.99	6942.75	6944.75	0.008617	7.07	103.34	27.19	0.59
Reach-1	42458	50_year_Future	850.00	6939.50	6944.49	6943.25	6945.43	0.009340	7.90	117.01	28.07	0.63
Reach-1	42458	100_year_Future	1000.00	6939.50	6944.88	6943.66	6945.99	0.009893	8.57	128.25	28.77	0.66
Reach-1	42458	500_year_Future	1500.00	6939.50	6945.92	6944.89	6947.61	0.011983	10.63	159.08	30.62	0.75
Reach-1	42003	2_year_Future	100.00	6935.50	6938.43	6938.43	6936.84	0.031562	5.16	19.50	24.62	0.99
Reach-1	42003	5_year_Future	250.00	6935.50	6937.15	6937.15	6937.85	0.023849	6.77	39.97	35.20	0.95
Reach-1	42003	10_year_Future	370.00	6935.50	6937.66	6937.66	6938.42	0.017687	7.12	64.29	55.70	0.87
Reach-1	42003	25_year_Future	680.00	6935.50	6938.47	6938.47	6939.43	0.016651	8.54	111.14	63.78	0.89
Reach-1	42003	50_year_Future	850.00	6935.50	6938.81	6938.81	6939.88	0.016564	9.17	133.27	67.25	0.90
Reach-1	42003	100_year_Future	1000.00	6935.50	6939.06	6939.06	6940.24	0.016709	9.70	151.09	69.93	0.92
Reach-1	42003	500_year_Future	1500.00	6935.50	6939.86	6939.86	6941.27	0.015899	10.89	211.69	78.35	0.93
Reach-1	41503	2_year_Future	100.00	6927.50	6928.94	6928.42	6929.08	0.006557	2.97	33.84	27.72	0.47
Reach-1	41503	5_year_Future	250.00	6927.50	6929.76	6929.08	6930.07	0.007395	4.44	57.75	31.11	0.55
Reach-1	41503	10_year_Future	370.00	6927.50	6930.23	6929.50	6930.66	0.008127	5.32	72.53	32.92	0.59
Reach-1	41503	25_year_Future	680.00	6927.50	6931.10	6930.41	6931.87	0.009866	7.15	101.94	35.34	0.69
Reach-1	41503	50_year_Future	850.00	6927.50	6931.48	6930.82	6932.44	0.010614	7.97	116.45	40.07	0.72
Reach-1	41503	100_year_Future	1000.00	6927.50	6931.79	6931.17	6932.90	0.011165	8.61	129.30	43.84	0.75
Reach-1	41503	500_year_Future	1500.00	6927.50	6932.65	6932.29	6934.22	0.012524	10.37	173.90	60.14	0.82
Reach-1	41003	2_year_Future	100.00	6921.50	6922.42	6922.42	6922.82	0.032506	5.06	19.77	25.22	1.00
Reach-1	41003	5_year_Future	250.00	6921.50	6923.10	6923.10	6923.79	0.025223	6.73	38.61	30.34	0.98
Reach-1	41003	10_year_Future	370.00	6921.50	6923.56	6923.53	6924.41	0.021386	7.45	53.61	34.22	0.94
Reach-1	41003	25_year_Future	680.00	6921.50	6924.58	6924.58	6925.64	0.016074	8.55	98.78	60.11	0.88
Reach-1	41003	50_year_Future	850.00	6921.50	6924.98	6924.98	6926.12	0.015171	9.05	124.18	66.24	0.87
Reach-1	41003	100_year_Future	1000.00	6921.50	6925.29	6925.29	6926.50	0.014755	9.46	145.23	70.92	0.87
Reach-1	41003	500_year_Future	1500.00	6921.50	6926.14	6926.14	6927.56	0.013975	10.59	211.54	83.70	0.88
Reach-1	40503	2_year_Future	100.00	6913.01	6914.10	6913.81	6914.26	0.009863	3.19	33.96	42.49	0.57
Reach-1	40503	5_year_Future	250.00	6913.01	6914.65	6914.37	6915.00	0.012618	4.87	59.01	48.79	0.70
Reach-1	40503	10_year_Future	370.00	6913.01	6914.94		6915.44	0.014951	5.95	73.39	52.11	0.78
Reach-1	40503	25_year_Future	680.00	6913.01	6915.44	6915.43	6916.38	0.020642	8.24	101.08	57.05	0.96
Reach-1	40503	50_year_Future	850.00	6913.01	6915.66	6915.75	6916.84	0.023212	9.29	113.75	58.98	1.03
Reach-1	40503	100_year_Future	1000.00	6913.01	6915.87	6916.01	6917.22	0.024011	9.96	126.32	60.83	1.06
Reach-1	40503	500_year_Future	1500.00	6913.01	6916.50	6916.77	6918.32	0.025350	11.75	166.26	66.38	1.13
Reach-1	40099	2_year_Future	100.00	6907.50	6908.45	6908.33	6908.66	0.020787	3.66	27.29	39.70	0.78
Reach-1	40099	5_year_Future	250.00	6907.50	6909.13	6908.85	6909.40	0.015143	4.20	59.47	55.34	0.71
Reach-1	40099	10_year_Future	370.00	6907.50	6909.48	6909.16	6909.82	0.012777	4.66	80.73	64.73	0.69
Reach-1	40099	25_year_Future	680.00	6907.50	6910.24	6909.75	6910.69	0.009815	5.44	137.77	84.96	0.65
Reach-1	40099	50_year_Future	850.00	6907.50	6910.54	6910.02	6911.06	0.009679	5.88	164.53	92.95	0.66
Reach-1	40099	100_year_Future	1000.00	6907.50	6910.80	6910.25	6911.38	0.009346	6.18	189.57	99.84	0.66
Reach-1	40099	500_year_Future	1500.00	6907.50	6911.56	6910.90	6912.24	0.008541	6.94	272.56	119.69	0.65
Reach-1	39599	2_year_Future	100.00	6899.50	6900.85	6900.49	6901.10	0.011487	4.03	24.84	19.07	0.62
Reach-1	39599	5_year_Future	250.00	6899.50	6901.71	6901.29	6902.28	0.013296	6.07	41.64	19.90	0.72
Reach-1	39599	10_year_Future	370.00	6899.50	6902.23	6901.80	6903.03	0.014219	7.23	53.36	27.52	0.78
Reach-1	39599	25_year_Future	680.00	6899.50	6903.17	6903.17	6904.45	0.015893	9.34	88.57	44.61	0.86
Reach-1	39599	50_year_Future	850.00	6899.50	6903.67	6903.67	6905.04	0.014901	9.85	112.01	49.78	0.85
Reach-1	39599	100_year_Future	1000.00	6899.50	6904.03	6904.03	6905.50	0.014614	10.32	130.84	53.54	0.86
Reach-1	39599	500_year_Future	1500.00	6899.50	6905.06	6905.06	6906.76	0.013946	11.56	191.05	63.43	0.87
Reach-1	39086	2_year_Future	100.00	6890.34	6891.32	6891.32	6891.80	0.032655	5.54	18.06	19.08	1.00
Reach-1	39086	5_year_Future	250.00	6890.34	6892.12	6892.12	6892.98	0.025991	7.44	34.29	21.29	0.99
Reach-1	39086	10_year_Future	370.00	6890.34	6892.64	6892.54	6893.73	0.023704	8.44	45.65	22.80	0.99
Reach-1	39086	25_year_Future	680.00	6890.34	6893.73	6893.84	6895.26	0.020228	10.14	76.87	34.39	0.98
Reach-1	39086	50_year_Future	850.00	6890.34	6894.12	6894.38	6895.95	0.021196	11.16	91.09	39.61	1.02
Reach-1	39086	100_year_Future	1000.00	6890.34	6894.46	6894.87	6896.48	0.021255	11.84	105.58	46.28	1.03
Reach-1	39086	500_year_Future	1500.00	6890.34	6895.36	6895.98	6897.88	0.021590	13.63	153.89	60.18	1.08
Reach-1	38627	2_year_Future	100.00	6879.74	6881.30	6880.74	6881.45	0.006947	3.09	32.32	25.66	0.49
Reach-1	38627	5_year_Future	250.00	6879.74	6882.21	6881.49	6882.50	0.007169	4.31	58.73	31.85	0.54
Reach-1	38627	10_year_Future	370.00	6879.74	6882.78	6881.92	6883.15	0.006819	4.95	77.59	35.29	0.54
Reach-1	38627	25_year_Future	680.00	6879.74	6883.96	6882.81	6884.51	0.006235	6.09	123.44	42.50	0.55
Reach-1	38627	50_year_Future	850.00	6879.74	6884.56	6883.24	6885.18	0.005717	6.45	150.46	46.23	0.54
Reach-1	38627	100_year_Future	1000.00	6879.74	6885.20	6883.58	6885.81	0.004859	6.50	180.99	50.11	0.51
Reach-1	38627	500_year_Future	1500.00	6879.74	6886.57	6884.59	6887.33	0.004496	7.35	255.48	58.51	0.51
Reach-1	38160	2_year_Future	190.00	6873.50	6874.99	6874.99	6875.68	0.017823	6.67	28.51	21.14	1.00
Reach-1	38160	5_year_Future	460.00	6873.50	6876.10	6876.10	6877.31	0.014350	8.88	53.76	24.41	0.99
Reach-1	38160	10_year_Future	680.00	6873.50	6876.65	6876.65	6878.37	0.012775	9.99	72.91	26.62	0.98
Reach-1	38160	25_year_Future	1200.00	6873.50	6878.38	6878.38	6880.40	0.010374	11.65	121.71	38.45	0.94
Reach-1	38160	50_year_Future	1500.00	6873.50	6879.11	6879.11	6881.35	0.009645	12.37	152.60	45.68	0.93
Reach-1	38160	100_year_Future	1900.00	6873.50	6880.08	6880.08	6882.44	0.008464	12.90	201.61	55.91	0.89
Reach-1	38160	500_year_Future	2700.00	6873.50	6881.50	6881.50	6884.19	0.007840	14.17	288.72	66.88	0.89
Reach-1	37714	2_year_Future	190.00	6867.77	6869.32	6869.15	6869.75	0.008814	5.28	35.97	28.64	0.83

HEC-RAS Plan: CC Future River: Cottonwood Creek Reach: Reach-1 (Continued)

Reach	River Sta	Profile	Q Total	Min Ch El	W.S. Elev	Crit W.S.	E.G. Elev	E.G. Slope	Vel Chnl	Flow Area	Top Width	Froude # Chl
			(cfs)	(ft)	(ft)	(ft)	(ft)	(ft/ft)	(ft/s)	(sq ft)	(ft)	
Reach-1	37714	5_year_Future	460.00	6867.77	6871.07	6870.10	6871.44	0.002664	4.92	98.51	44.01	0.52
Reach-1	37714	10_year_Future	680.00	6867.77	6872.03	6870.64	6872.46	0.002099	5.30	144.58	52.65	0.48
Reach-1	37714	25_year_Future	1200.00	6867.77	6873.66	6871.75	6874.23	0.001802	6.26	243.33	67.51	0.48
Reach-1	37714	50_year_Future	1500.00	6867.77	6874.32	6872.29	6874.99	0.001848	6.84	289.19	71.76	0.49
Reach-1	37714	100_year_Future	1900.00	6867.77	6875.11	6872.96	6875.90	0.001893	7.51	347.50	76.76	0.51
Reach-1	37714	500_year_Future	2700.00	6867.77	6876.48	6874.09	6877.48	0.001942	8.60	458.41	85.05	0.53
Reach-1	37590	2_year_Future	190.00	6865.47	6869.17	6867.82	6869.33	0.001041	3.29	57.72	23.59	0.37
Reach-1	37590	5_year_Future	460.00	6865.47	6870.90	6869.01	6871.21	0.001082	4.53	106.92	41.60	0.40
Reach-1	37590	10_year_Future	680.00	6865.47	6871.85	6869.73	6872.27	0.001096	5.27	157.46	63.76	0.42
Reach-1	37590	25_year_Future	1200.00	6865.47	6873.44	6871.19	6874.04	0.001162	6.54	283.81	89.81	0.45
Reach-1	37590	50_year_Future	1500.00	6865.47	6874.08	6871.92	6874.79	0.001239	7.29	343.37	94.67	0.48
Reach-1	37590	100_year_Future	1900.00	6865.47	6874.89	6872.85	6875.70	0.001283	7.87	420.33	97.34	0.49
Reach-1	37590	500_year_Future	2700.00	6865.47	6876.28	6874.06	6877.28	0.001338	8.95	559.61	101.99	0.52
Reach-1	37525	Bridge										
Reach-1	37421	2_year_Future	190.00	6862.92	6865.34	6865.34	6866.05	0.007607	6.89	30.85	24.58	0.97
Reach-1	37421	5_year_Future	460.00	6862.92	6866.53	6866.53	6867.68	0.006074	8.89	68.60	38.57	0.95
Reach-1	37421	10_year_Future	680.00	6862.92	6867.29	6867.29	6868.67	0.005399	9.89	100.38	44.40	0.93
Reach-1	37421	25_year_Future	1200.00	6862.92	6868.69	6868.69	6870.51	0.004839	11.72	169.40	53.92	0.93
Reach-1	37421	50_year_Future	1500.00	6862.92	6869.27	6869.27	6871.43	0.005000	12.85	203.05	61.53	0.97
Reach-1	37421	100_year_Future	1900.00	6862.92	6870.19	6870.19	6872.49	0.004473	13.48	266.12	75.70	0.94
Reach-1	37421	500_year_Future	2700.00	6862.92	6871.89	6871.89	6874.19	0.003519	14.00	420.52	119.33	0.87
Reach-1	37236	2_year_Future	190.00	6859.49	6860.36	6860.99	6862.60	0.054344	11.99	15.84	18.45	2.28
Reach-1	37236	5_year_Future	460.00	6859.49	6861.15	6862.17	6864.67	0.037539	15.06	30.66	19.29	2.08
Reach-1	37236	10_year_Future	680.00	6859.49	6861.74	6862.99	6865.88	0.029295	16.34	42.28	20.11	1.93
Reach-1	37236	25_year_Future	1200.00	6859.49	6863.07	6864.74	6868.00	0.018830	17.90	72.68	26.66	1.67
Reach-1	37236	50_year_Future	1500.00	6859.49	6863.77	6865.48	6868.99	0.015848	18.51	92.73	30.73	1.58
Reach-1	37236	100_year_Future	1900.00	6859.49	6864.59	6866.34	6870.17	0.013597	19.30	125.86	45.40	1.51
Reach-1	37236	500_year_Future	2700.00	6859.49	6865.97	6867.83	6872.00	0.011200	20.55	193.65	53.21	1.43
Reach-1	36776	2_year_Future	190.00	6849.50	6850.78	6850.90	6851.55	0.012697	7.14	26.60	23.46	1.18
Reach-1	36776	5_year_Future	460.00	6849.50	6851.42	6851.89	6853.21	0.016408	10.73	42.96	25.33	1.43
Reach-1	36776	10_year_Future	680.00	6849.50	6851.76	6852.55	6854.49	0.019774	13.26	51.69	26.19	1.62
Reach-1	36776	25_year_Future	1200.00	6849.50	6852.33	6853.87	6857.57	0.027638	18.39	66.79	27.61	2.00
Reach-1	36776	50_year_Future	1500.00	6849.50	6852.64	6854.54	6859.15	0.029518	20.50	75.67	28.41	2.10
Reach-1	36776	100_year_Future	1900.00	6849.50	6853.07	6855.39	6860.99	0.030041	22.64	88.08	29.49	2.17
Reach-1	36776	500_year_Future	2700.00	6849.50	6853.95	6857.03	6863.90	0.027797	25.42	115.07	31.73	2.17
Reach-1	36365	2_year_Future	190.00	6841.90	6843.02	6843.40	6844.39	0.024856	9.40	20.21	18.39	1.58
Reach-1	36365	5_year_Future	460.00	6841.90	6844.05	6844.59	6846.16	0.017761	11.67	39.44	18.97	1.42
Reach-1	36365	10_year_Future	680.00	6841.90	6844.72	6845.38	6847.36	0.015250	13.03	52.35	19.29	1.38
Reach-1	36365	25_year_Future	1200.00	6841.90	6846.08	6846.95	6849.76	0.012483	15.40	79.93	19.95	1.34
Reach-1	36365	50_year_Future	1500.00	6841.90	6846.69	6847.74	6851.04	0.012277	16.75	91.35	20.25	1.36
Reach-1	36365	100_year_Future	1900.00	6841.90	6847.41	6848.84	6852.67	0.012320	18.42	105.93	20.59	1.39
Reach-1	36365	500_year_Future	2700.00	6841.90	6848.66	6851.48	6855.66	0.012475	21.27	133.47	25.63	1.45
Reach-1	36156	2_year_Future	190.00	6837.50	6838.63	6838.93	6839.69	0.019647	8.27	22.99	22.77	1.45
Reach-1	36156	5_year_Future	460.00	6837.50	6839.22	6839.93	6841.61	0.026873	12.41	37.09	25.28	1.80
Reach-1	36156	10_year_Future	680.00	6837.50	6839.57	6840.58	6842.99	0.029097	14.85	46.08	26.61	1.94
Reach-1	36156	25_year_Future	1200.00	6837.50	6840.28	6841.88	6845.73	0.029867	18.76	66.14	29.37	2.07
Reach-1	36156	50_year_Future	1500.00	6837.50	6840.66	6842.54	6847.06	0.029206	20.36	77.56	30.83	2.10
Reach-1	36156	100_year_Future	1900.00	6837.50	6841.13	6843.34	6848.69	0.028445	22.17	92.31	32.63	2.12
Reach-1	36156	500_year_Future	2700.00	6837.50	6841.94	6844.81	6851.66	0.027587	25.21	120.21	35.77	2.17
Reach-1	35692	2_year_Future	190.00	6831.50	6832.96	6832.99	6833.71	0.009472	6.93	27.56	20.26	1.03
Reach-1	35692	5_year_Future	460.00	6831.50	6834.14	6834.14	6835.40	0.007342	9.05	53.67	24.41	0.99
Reach-1	35692	10_year_Future	680.00	6831.50	6834.83	6834.91	6836.52	0.007189	10.48	71.47	27.24	1.02
Reach-1	35692	25_year_Future	1200.00	6831.50	6836.07	6836.31	6838.73	0.007491	13.25	108.85	36.78	1.10
Reach-1	35692	50_year_Future	1500.00	6831.50	6836.65	6837.51	6839.85	0.007725	14.60	134.84	54.69	1.14
Reach-1	35692	100_year_Future	1900.00	6831.50	6837.26	6838.54	6841.15	0.008197	16.22	175.03	76.62	1.20
Reach-1	35692	500_year_Future	2700.00	6831.50	6838.13	6839.86	6843.33	0.009443	19.14	255.75	105.35	1.32
Reach-1	35126	2_year_Future	280.00	6823.50	6825.07	6825.39	6826.38	0.016230	9.22	30.38	21.02	1.35
Reach-1	35126	5_year_Future	620.00	6823.50	6825.87	6826.84	6828.47	0.019158	12.93	48.07	23.45	1.56
Reach-1	35126	10_year_Future	900.00	6823.50	6826.45	6827.48	6829.81	0.018085	14.73	63.72	30.65	1.57
Reach-1	35126	25_year_Future	1600.00	6823.50	6827.71	6829.16	6832.34	0.015330	17.49	112.50	46.94	1.54
Reach-1	35126	50_year_Future	2000.00	6823.50	6828.31	6829.94	6833.52	0.014566	18.71	142.85	54.87	1.54
Reach-1	35126	100_year_Future	2400.00	6823.50	6828.78	6830.62	6834.67	0.014646	20.03	169.81	58.44	1.57
Reach-1	35126	500_year_Future	3300.00	6823.50	6829.85	6831.96	6836.69	0.013620	21.95	236.34	66.36	1.56
Reach-1	34800	2_year_Future	280.00	6818.18	6819.93	6820.11	6821.02	0.016272	8.41	34.17	24.58	1.14
Reach-1	34800	5_year_Future	620.00	6818.18	6820.99	6821.43	6822.82	0.014556	11.04	68.64	42.48	1.18
Reach-1	34800	10_year_Future	900.00	6818.18	6821.52	6822.34	6824.00	0.016049	13.04	94.02	53.32	1.27
Reach-1	34800	25_year_Future	1600.00	6818.18	6822.40	6823.70	6826.45	0.020210	17.16	152.12	76.59	1.48
Reach-1	34800	50_year_Future	2000.00	6818.18	6822.77	6824.30	6827.60	0.022270	19.06	181.17	81.51	1.58
Reach-1	34800	100_year_Future	2400.00	6818.18	6823.12	6824.81	6828.57	0.023452	20.55	210.05	84.40	1.64
Reach-1	34800	500_year_Future	3300.00	6818.18	6823.75	6825.82	6830.65	0.026528	23.71	265.04	89.86	1.78

HEC-RAS Plan: CC Future River: Cottonwood Creek Reach: Reach-1 (Continued)

Reach	River Sta	Profile	Q Total	Min Ch El	W.S. Elev	Crit W.S.	E.G. Elev	E.G. Slope	Vel Chnl	Flow Area	Top Width	Froude # Chl
			(cfs)	(ft)	(ft)	(ft)	(ft)	(ft/ft)	(ft/s)	(sq ft)	(ft)	
Reach-1	34614	2_year_Future	280.00	6813.59	6817.10	6815.97	6817.33	0.002184	3.93	71.32	31.21	0.46
Reach-1	34614	5_year_Future	620.00	6813.59	6818.44	6817.14	6818.87	0.002544	5.26	118.91	42.78	0.52
Reach-1	34614	10_year_Future	900.00	6813.59	6819.24	6817.85	6819.80	0.002586	6.04	158.87	58.56	0.54
Reach-1	34614	25_year_Future	1600.00	6813.59	6820.70	6819.24	6821.56	0.002650	7.57	268.70	90.45	0.58
Reach-1	34614	50_year_Future	2000.00	6813.59	6821.36	6819.90	6822.35	0.002693	8.25	331.21	99.47	0.59
Reach-1	34614	100_year_Future	2400.00	6813.59	6821.93	6820.56	6823.06	0.002759	8.87	390.22	107.13	0.61
Reach-1	34614	500_year_Future	3300.00	6813.59	6823.04	6821.68	6824.45	0.002870	10.04	514.47	115.60	0.64
Reach-1	34524		Bridge									
Reach-1	34439	2_year_Future	280.00	6811.39	6813.38	6813.38	6814.08	0.011438	6.70	41.78	28.61	0.98
Reach-1	34439	5_year_Future	620.00	6811.39	6814.43	6814.43	6815.49	0.010326	8.26	75.10	34.85	0.99
Reach-1	34439	10_year_Future	900.00	6811.39	6815.10	6815.10	6816.37	0.009316	9.03	101.83	45.70	0.97
Reach-1	34439	25_year_Future	1600.00	6811.39	6816.41	6816.41	6818.08	0.007516	10.47	180.04	74.66	0.93
Reach-1	34439	50_year_Future	2000.00	6811.39	6817.07	6817.07	6818.87	0.006728	10.98	234.23	89.02	0.91
Reach-1	34439	100_year_Future	2400.00	6811.39	6817.59	6817.59	6819.57	0.006509	11.61	282.46	96.16	0.91
Reach-1	34439	500_year_Future	3300.00	6811.39	6818.66	6818.66	6820.93	0.006030	12.69	392.93	109.08	0.90
Reach-1	34211	2_year_Future	280.00	6806.79	6808.08	6808.84	6809.90	0.027129	10.88	27.14	26.88	1.75
Reach-1	34211	5_year_Future	620.00	6806.79	6808.95	6809.77	6811.69	0.021471	13.50	54.65	36.07	1.68
Reach-1	34211	10_year_Future	900.00	6806.79	6809.52	6810.56	6812.83	0.018728	14.93	77.48	42.66	1.64
Reach-1	34211	25_year_Future	1600.00	6806.79	6810.78	6812.22	6814.99	0.014591	17.17	143.02	62.81	1.55
Reach-1	34211	50_year_Future	2000.00	6806.79	6811.40	6812.88	6815.95	0.013252	18.07	184.86	73.42	1.51
Reach-1	34211	100_year_Future	2400.00	6806.79	6811.98	6813.48	6816.75	0.012076	18.72	230.47	83.46	1.47
Reach-1	34211	500_year_Future	3300.00	6806.79	6813.06	6814.59	6818.26	0.010700	20.06	326.69	93.16	1.43
Reach-1	33742	2_year_Future	320.00	6801.50	6803.06	6803.06	6803.60	0.009017	5.93	53.96	49.89	1.00
Reach-1	33742	5_year_Future	710.00	6801.50	6803.67	6803.83	6804.75	0.009968	8.34	87.39	59.43	1.14
Reach-1	33742	10_year_Future	1000.00	6801.50	6803.95	6804.29	6805.51	0.011793	10.05	104.47	63.69	1.27
Reach-1	33742	25_year_Future	1800.00	6801.50	6804.52	6805.37	6807.46	0.015876	13.85	143.61	71.86	1.54
Reach-1	33742	50_year_Future	2200.00	6801.50	6804.73	6805.85	6808.44	0.018024	15.57	159.00	74.06	1.66
Reach-1	33742	100_year_Future	2700.00	6801.50	6805.02	6806.38	6809.52	0.019237	17.20	180.83	77.02	1.74
Reach-1	33742	500_year_Future	3600.00	6801.50	6805.69	6807.44	6811.48	0.019221	19.62	234.33	83.84	1.80
Reach-1	33325	2_year_Future	320.00	6793.50	6794.77	6795.34	6796.71	0.037233	11.17	28.65	29.43	1.99
Reach-1	33325	5_year_Future	710.00	6793.50	6795.55	6796.35	6798.24	0.026040	13.17	54.68	36.52	1.82
Reach-1	33325	10_year_Future	1000.00	6793.50	6796.08	6796.97	6799.08	0.019929	13.92	75.26	40.45	1.67
Reach-1	33325	25_year_Future	1800.00	6793.50	6797.30	6798.44	6801.12	0.014201	15.82	131.04	52.64	1.52
Reach-1	33325	50_year_Future	2200.00	6793.50	6797.81	6799.06	6802.02	0.013095	16.68	159.40	58.94	1.49
Reach-1	33325	100_year_Future	2700.00	6793.50	6798.35	6799.82	6803.10	0.012538	17.80	193.07	65.64	1.49
Reach-1	33325	500_year_Future	3600.00	6793.50	6799.38	6801.19	6805.22	0.012018	19.98	265.70	77.91	1.51
Reach-1	33003	2_year_Future	320.00	6789.50	6791.47	6791.47	6792.38	0.008265	7.62	42.21	24.50	1.01
Reach-1	33003	5_year_Future	710.00	6789.50	6792.71	6792.86	6794.07	0.006621	9.57	103.40	76.20	0.97
Reach-1	33003	10_year_Future	1000.00	6789.50	6793.17	6793.60	6795.00	0.007568	11.26	141.62	88.29	1.07
Reach-1	33003	25_year_Future	1800.00	6789.50	6794.06	6794.95	6797.09	0.009905	15.01	229.38	106.10	1.27
Reach-1	33003	50_year_Future	2200.00	6789.50	6794.41	6795.47	6797.99	0.010885	16.55	266.57	110.60	1.35
Reach-1	33003	100_year_Future	2700.00	6789.50	6794.79	6796.06	6799.02	0.011885	18.22	309.55	113.65	1.42
Reach-1	33003	500_year_Future	3600.00	6789.50	6795.54	6797.23	6801.01	0.013466	21.25	396.57	119.60	1.55
Reach-1	32509	2_year_Future	320.00	6779.50	6780.53	6781.30	6783.42	0.061631	13.66	23.73	27.40	2.54
Reach-1	32509	5_year_Future	710.00	6779.50	6781.09	6782.38	6786.21	0.064047	18.20	40.25	31.61	2.77
Reach-1	32509	10_year_Future	1000.00	6779.50	6781.56	6783.03	6787.02	0.047124	18.83	55.79	34.42	2.49
Reach-1	32509	25_year_Future	1800.00	6779.50	6782.71	6784.58	6789.03	0.026355	20.36	98.62	39.92	2.10
Reach-1	32509	50_year_Future	2200.00	6779.50	6783.22	6785.31	6789.95	0.024415	21.05	119.74	42.16	2.00
Reach-1	32509	100_year_Future	2700.00	6779.50	6783.82	6786.18	6791.03	0.021233	21.88	145.87	44.78	1.92
Reach-1	32509	500_year_Future	3600.00	6779.50	6785.02	6787.62	6793.23	0.017268	23.45	210.61	66.02	1.81
Reach-1	32075	2_year_Future	320.00	6771.50	6773.58	6773.62	6774.67	0.009055	8.35	38.49	19.69	1.03
Reach-1	32075	5_year_Future	710.00	6771.50	6774.80	6775.10	6776.86	0.009255	11.54	64.24	23.37	1.13
Reach-1	32075	10_year_Future	1000.00	6771.50	6775.48	6775.99	6778.24	0.009699	13.40	81.93	29.05	1.19
Reach-1	32075	25_year_Future	1800.00	6771.50	6776.92	6778.64	6781.38	0.010593	17.24	139.64	57.29	1.31
Reach-1	32075	50_year_Future	2200.00	6771.50	6777.47	6779.35	6782.65	0.010983	18.74	175.51	72.04	1.36
Reach-1	32075	100_year_Future	2700.00	6771.50	6778.11	6780.09	6784.10	0.011320	20.36	228.69	107.14	1.40
Reach-1	32075	500_year_Future	3800.00	6771.50	6779.00	6781.38	6788.60	0.012902	23.66	328.01	115.89	1.53
Reach-1	31817	2_year_Future	320.00	6769.50	6770.78	6770.99	6771.67	0.014741	7.60	47.13	52.80	1.29
Reach-1	31817	5_year_Future	710.00	6769.50	6771.23	6771.86	6773.32	0.022397	11.78	71.86	58.43	1.68
Reach-1	31817	10_year_Future	1000.00	6769.50	6771.50	6772.36	6774.41	0.025204	13.95	88.37	61.90	1.83
Reach-1	31817	25_year_Future	1800.00	6769.50	6772.12	6773.58	6777.06	0.029503	18.37	128.53	67.84	2.08
Reach-1	31817	50_year_Future	2200.00	6769.50	6772.41	6774.16	6778.19	0.029969	19.94	148.27	70.78	2.14
Reach-1	31817	100_year_Future	2700.00	6769.50	6772.74	6774.72	6779.52	0.030330	21.67	172.45	75.51	2.19
Reach-1	31817	500_year_Future	3800.00	6769.50	6773.47	6775.87	6781.78	0.028333	24.18	231.47	85.96	2.19
Reach-1	31503	2_year_Future	540.00	6765.50	6767.28	6767.35	6768.08	0.009840	7.16	75.65	57.79	1.09
Reach-1	31503	5_year_Future	1000.00	6765.50	6767.94	6768.07	6769.16	0.008921	8.89	115.46	63.37	1.11
Reach-1	31503	10_year_Future	1400.00	6765.50	6768.38	6768.64	6769.97	0.008876	10.14	146.96	77.20	1.14
Reach-1	31503	25_year_Future	2200.00	6765.50	6768.99	6769.81	6771.44	0.010351	12.68	196.73	88.37	1.28
Reach-1	31503	50_year_Future	2700.00	6765.50	6769.32	6770.11	6772.28	0.010910	13.95	227.14	94.55	1.34
Reach-1	31503	100_year_Future	3200.00	6765.50	6769.57	6770.57	6773.11	0.011924	15.30	251.75	99.27	1.41
Reach-1	31503	500_year_Future	4400.00	6765.50	6770.14	6771.54	6774.95	0.013514	17.95	309.43	102.58	1.54

HEC-RAS Plan: CC Future River: Cottonwood Creek Reach: Reach-1 (Continued)

Reach	River Sta	Profile	Q Total	Min Ch El	W.S. Elev	Crit W.S.	E.G. Elev	E.G. Slope	Vel Chnl	Flow Area	Top Width	Froude # Chl
			(cfs)	(ft)	(ft)	(ft)	(ft)	(ft/ft)	(ft/s)	(sq ft)	(ft)	
Reach-1	31004	2_year_Future	540.00	6757.50	6759.15	6759.68	6760.88	0.022413	10.56	51.94	45.62	1.63
Reach-1	31004	5_year_Future	1000.00	6757.50	6759.75	6760.61	6762.44	0.021409	13.26	87.07	75.35	1.69
Reach-1	31004	10_year_Future	1400.00	6757.50	6760.19	6761.19	6763.43	0.019953	14.71	125.64	95.37	1.69
Reach-1	31004	25_year_Future	2200.00	6757.50	6760.98	6762.15	6764.82	0.016864	16.42	206.85	107.06	1.63
Reach-1	31004	50_year_Future	2700.00	6757.50	6761.40	6762.66	6765.81	0.016060	17.40	252.01	111.33	1.63
Reach-1	31004	100_year_Future	3200.00	6757.50	6761.78	6763.13	6766.30	0.015298	18.19	295.59	112.94	1.61
Reach-1	31004	500_year_Future	4400.00	6757.50	6762.58	6764.15	6767.90	0.014581	20.08	387.01	116.24	1.62
Reach-1	30520	2_year_Future	540.00	6747.37	6749.79	6750.32	6751.94	0.015331	11.77	46.01	20.33	1.36
Reach-1	30520	5_year_Future	1000.00	6747.37	6750.96	6751.76	6754.20	0.013699	14.46	70.51	21.77	1.37
Reach-1	30520	10_year_Future	1400.00	6747.37	6751.85	6752.82	6755.84	0.012437	16.06	90.48	22.85	1.36
Reach-1	30520	25_year_Future	2200.00	6747.37	6753.59	6755.21	6758.55	0.009927	17.95	134.18	32.30	1.28
Reach-1	30520	50_year_Future	2700.00	6747.37	6754.63	6756.34	6759.92	0.008668	18.63	179.48	63.41	1.23
Reach-1	30520	100_year_Future	3200.00	6747.37	6755.49	6757.22	6761.01	0.007947	19.25	242.80	81.35	1.20
Reach-1	30520	500_year_Future	4400.00	6747.37	6757.12	6758.80	6763.05	0.007131	20.62	387.49	95.02	1.17
Reach-1	30047	2_year_Future	540.00	6737.59	6739.55	6740.49	6742.43	0.027015	13.63	40.19	26.00	1.79
Reach-1	30047	5_year_Future	1000.00	6737.59	6740.30	6741.75	6745.03	0.028357	17.59	66.35	45.11	1.94
Reach-1	30047	10_year_Future	1400.00	6737.59	6740.78	6742.57	6746.93	0.029925	20.28	88.95	49.05	2.05
Reach-1	30047	25_year_Future	2200.00	6737.59	6741.53	6743.96	6750.35	0.032893	24.67	128.31	55.09	2.24
Reach-1	30047	50_year_Future	2700.00	6737.59	6741.94	6744.71	6752.18	0.033969	26.83	150.90	56.27	2.31
Reach-1	30047	100_year_Future	3200.00	6737.59	6742.36	6745.46	6753.64	0.033435	28.38	174.96	57.50	2.33
Reach-1	30047	500_year_Future	4400.00	6737.59	6743.39	6747.04	6756.25	0.030135	30.82	235.60	60.49	2.29
Reach-1	29669	2_year_Future	540.00	6733.50	6735.55	6735.60	6738.40	0.008890	7.40	74.62	52.69	1.06
Reach-1	29669	5_year_Future	1000.00	6733.50	6736.07	6736.41	6737.67	0.011299	10.15	103.36	56.89	1.25
Reach-1	29669	10_year_Future	1400.00	6733.50	6736.43	6737.00	6738.67	0.012840	12.06	124.37	59.77	1.37
Reach-1	29669	25_year_Future	2200.00	6733.50	6737.00	6738.05	6740.55	0.015449	15.24	159.77	64.42	1.55
Reach-1	29669	50_year_Future	2700.00	6733.50	6737.31	6738.61	6741.67	0.016761	16.92	179.65	67.19	1.65
Reach-1	29669	100_year_Future	3200.00	6733.50	6737.58	6739.15	6742.77	0.017960	18.47	198.23	69.68	1.73
Reach-1	29669	500_year_Future	4400.00	6733.50	6738.15	6740.30	6745.27	0.020302	21.71	239.85	74.62	1.88
Reach-1	29390	2_year_Future	540.00	6729.44	6731.29	6731.75	6732.87	0.018462	10.07	53.62	37.55	1.49
Reach-1	29390	5_year_Future	1000.00	6729.44	6732.15	6732.65	6734.14	0.013654	11.32	88.50	42.36	1.37
Reach-1	29390	10_year_Future	1400.00	6729.44	6732.72	6733.34	6735.14	0.012336	12.48	114.41	50.45	1.34
Reach-1	29390	25_year_Future	2200.00	6729.44	6733.67	6734.52	6736.84	0.010945	14.37	170.54	68.28	1.33
Reach-1	29390	50_year_Future	2700.00	6729.44	6734.16	6735.18	6737.77	0.010644	15.41	206.10	76.59	1.34
Reach-1	29390	100_year_Future	3200.00	6729.44	6734.58	6735.71	6738.65	0.010583	16.41	239.85	81.76	1.36
Reach-1	29390	500_year_Future	4400.00	6729.44	6735.41	6736.98	6740.62	0.011024	18.73	311.57	89.98	1.42
Reach-1	28969	2_year_Future	540.00	6723.50	6725.82	6726.04	6727.14	0.010216	9.22	59.75	33.35	1.16
Reach-1	28969	5_year_Future	1000.00	6723.50	6726.61	6727.13	6728.84	0.011418	12.03	87.80	37.85	1.30
Reach-1	28969	10_year_Future	1400.00	6723.50	6727.19	6727.91	6730.09	0.011435	13.74	110.91	40.89	1.34
Reach-1	28969	25_year_Future	2200.00	6723.50	6728.27	6729.48	6732.21	0.010699	16.08	170.76	85.27	1.36
Reach-1	28969	50_year_Future	2700.00	6723.50	6728.80	6730.15	6733.23	0.010554	17.24	216.89	90.32	1.38
Reach-1	28969	100_year_Future	3200.00	6723.50	6729.27	6730.79	6734.14	0.010437	18.24	260.96	94.65	1.39
Reach-1	28969	500_year_Future	4400.00	6723.50	6730.27	6732.01	6736.07	0.010294	20.31	359.06	102.12	1.42
Reach-1	28503	2_year_Future	540.00	6717.50	6719.81	6720.20	6721.43	0.014787	10.22	53.06	31.27	1.36
Reach-1	28503	5_year_Future	1000.00	6717.50	6720.69	6721.31	6723.13	0.013044	12.58	82.66	36.32	1.37
Reach-1	28503	10_year_Future	1400.00	6717.50	6721.28	6721.93	6724.43	0.012823	14.29	105.34	39.75	1.40
Reach-1	28503	25_year_Future	2200.00	6717.50	6722.27	6723.84	6726.72	0.012788	17.05	151.45	63.52	1.48
Reach-1	28503	50_year_Future	2700.00	6717.50	6722.84	6724.55	6727.85	0.012353	18.23	192.93	84.20	1.47
Reach-1	28503	100_year_Future	3200.00	6717.50	6723.33	6725.13	6728.84	0.012095	19.26	239.13	102.43	1.48
Reach-1	28503	500_year_Future	4400.00	6717.50	6724.29	6726.30	6730.83	0.012009	21.45	349.84	123.82	1.51
Reach-1	28003	2_year_Future	540.00	6709.50	6711.92	6712.46	6714.14	0.014150	11.97	45.83	20.16	1.37
Reach-1	28003	5_year_Future	1000.00	6709.50	6713.07	6713.92	6716.51	0.013035	14.92	70.14	24.06	1.40
Reach-1	28003	10_year_Future	1400.00	6709.50	6713.97	6715.46	6718.17	0.011820	16.53	95.24	31.72	1.38
Reach-1	28003	25_year_Future	2200.00	6709.50	6715.18	6716.91	6720.54	0.011608	19.24	191.64	90.13	1.43
Reach-1	28003	50_year_Future	2700.00	6709.50	6715.73	6717.63	6721.71	0.011835	20.68	242.98	94.02	1.46
Reach-1	28003	100_year_Future	3200.00	6709.50	6716.23	6718.25	6722.72	0.011992	21.92	290.50	96.26	1.49
Reach-1	28003	500_year_Future	4400.00	6709.50	6717.33	6719.84	6724.75	0.011946	24.22	399.02	101.20	1.53
Reach-1	27595	2_year_Future	540.00	6705.50	6707.36	6707.56	6708.39	0.012409	8.14	67.08	53.89	1.23
Reach-1	27595	5_year_Future	1000.00	6705.50	6707.75	6708.38	6709.86	0.016303	11.68	89.57	61.59	1.55
Reach-1	27595	10_year_Future	1400.00	6705.50	6707.97	6708.94	6711.21	0.024066	14.49	104.16	70.92	1.82
Reach-1	27595	25_year_Future	2200.00	6705.50	6708.45	6709.92	6713.43	0.027920	18.07	139.95	75.68	2.03
Reach-1	27595	50_year_Future	2700.00	6705.50	6708.78	6710.44	6714.56	0.028055	19.58	163.40	77.98	2.07
Reach-1	27595	100_year_Future	3200.00	6705.50	6709.05	6710.94	6715.59	0.027885	20.88	186.33	80.17	2.10
Reach-1	27595	500_year_Future	4400.00	6705.50	6709.71	6712.01	6717.71	0.026617	23.23	241.23	85.04	2.12
Reach-1	27232	2_year_Future	540.00	6699.56	6701.43	6701.87	6703.02	0.017534	10.13	54.65	43.41	1.45
Reach-1	27232	5_year_Future	1000.00	6699.56	6702.30	6702.86	6704.36	0.012660	11.86	101.94	65.05	1.33
Reach-1	27232	10_year_Future	1400.00	6699.56	6702.92	6703.53	6705.29	0.010920	12.64	146.15	75.23	1.28
Reach-1	27232	25_year_Future	2200.00	6699.56	6703.80	6704.66	6706.97	0.010675	14.84	217.03	85.17	1.33
Reach-1	27232	50_year_Future	2700.00	6699.56	6704.24	6705.24	6707.91	0.010911	16.10	255.09	88.57	1.36
Reach-1	27232	100_year_Future	3200.00	6699.56	6704.63	6705.81	6708.79	0.011169	17.26	290.26	91.06	1.40
Reach-1	27232	500_year_Future	4400.00	6699.56	6705.46	6706.97	6710.74	0.011741	19.70	367.25	95.88	1.47

HEC-RAS Plan: CC Future River: Cottonwood Creek Reach: Reach-1 (Continued)

Reach	River Sta	Profile	Q Total	Min Ch El	W.S. Elev	Crit W.S.	E.G. Elev	E.G. Slope	Vel Chnl	Flow Area	Top Width	Froude # Chl
			(cfs)	(ft)	(ft)	(ft)	(ft)	(ft/ft)	(ft/s)	(sq ft)	(ft)	
Reach-1	26791	2_year_Future	540.00	6693.50	6695.92	6696.11	6697.12	0.010199	8.79	61.40	33.76	1.15
Reach-1	26791	5_year_Future	1000.00	6693.50	6696.56	6697.16	6698.70	0.012975	11.79	93.50	66.33	1.35
Reach-1	26791	10_year_Future	1400.00	6693.50	6696.99	6697.84	6699.80	0.014042	13.69	122.68	71.20	1.44
Reach-1	26791	25_year_Future	2200.00	6693.50	6697.76	6698.88	6701.52	0.014104	16.14	180.74	78.43	1.51
Reach-1	26791	50_year_Future	2700.00	6693.50	6698.18	6699.47	6702.43	0.013978	17.32	214.49	81.02	1.53
Reach-1	26791	100_year_Future	3200.00	6693.50	6698.57	6699.98	6703.26	0.013677	18.37	246.46	83.40	1.55
Reach-1	26791	500_year_Future	4400.00	6693.50	6699.40	6701.15	6705.10	0.013620	20.56	317.21	88.43	1.59
Reach-1	26480	2_year_Future	540.00	6689.50	6690.81	6691.28	6692.36	0.024938	10.12	61.19	70.56	1.68
Reach-1	26480	5_year_Future	1000.00	6689.50	6691.35	6692.06	6693.52	0.022056	12.22	104.09	89.22	1.68
Reach-1	26480	10_year_Future	1400.00	6689.50	6691.70	6692.52	6694.40	0.021722	13.79	137.33	101.25	1.72
Reach-1	26480	25_year_Future	2200.00	6689.50	6694.45	6693.31	6695.20	0.002196	7.81	445.07	117.15	0.63
Reach-1	26480	50_year_Future	2700.00	6689.50	6695.45	6693.75	6696.17	0.001661	7.71	564.22	120.79	0.57
Reach-1	26480	100_year_Future	3200.00	6689.50	6696.34	6694.15	6697.06	0.001396	7.78	673.11	124.00	0.53
Reach-1	26480	500_year_Future	4400.00	6689.50	6698.16	6695.04	6698.94	0.001116	8.18	904.56	130.20	0.50
Reach-1	26361	2_year_Future	540.00	6687.32	6690.32	6689.36	6690.71	0.001806	5.03	118.10	49.55	0.53
Reach-1	26361	5_year_Future	1000.00	6687.32	6691.37	6690.32	6692.05	0.002113	6.72	175.15	59.24	0.60
Reach-1	26361	10_year_Future	1400.00	6687.32	6692.15	6690.99	6693.05	0.002200	7.75	224.19	66.45	0.63
Reach-1	26361	25_year_Future	2200.00	6687.32	6693.57	6692.23	6694.80	0.002148	9.14	327.71	79.56	0.65
Reach-1	26361	50_year_Future	2700.00	6687.32	6694.31	6692.91	6695.74	0.002151	9.88	389.55	86.44	0.67
Reach-1	26361	100_year_Future	3200.00	6687.32	6695.00	6693.55	6696.60	0.002154	10.54	450.58	92.74	0.68
Reach-1	26361	500_year_Future	4400.00	6687.32	6696.31	6694.90	6698.37	0.002285	12.08	580.06	104.85	0.72
Reach-1	26289		Bridge									
Reach-1	26233	2_year_Future	540.00	6685.72	6688.04	6688.04	6689.01	0.007451	7.93	68.07	34.13	0.99
Reach-1	26233	5_year_Future	1000.00	6685.72	6689.05	6689.05	6690.48	0.006692	9.57	104.70	38.56	1.00
Reach-1	26233	10_year_Future	1400.00	6685.72	6689.83	6689.83	6691.53	0.006162	10.48	136.80	44.43	0.98
Reach-1	26233	25_year_Future	2200.00	6685.72	6691.10	6691.10	6693.32	0.005389	12.02	200.46	55.66	0.96
Reach-1	26233	50_year_Future	2700.00	6685.72	6691.74	6691.74	6694.30	0.005299	12.95	237.74	61.28	0.98
Reach-1	26233	100_year_Future	3200.00	6685.72	6692.47	6692.47	6695.20	0.004826	13.43	284.63	67.70	0.95
Reach-1	26233	500_year_Future	4400.00	6685.72	6693.88	6693.88	6697.13	0.004433	14.76	389.07	80.17	0.94
Reach-1	26035	2_year_Future	630.00	6681.80	6682.87	6683.49	6685.06	0.066830	11.67	53.06	59.24	2.21
Reach-1	26035	5_year_Future	1200.00	6681.80	6683.38	6684.30	6686.62	0.057629	14.49	83.03	63.16	2.20
Reach-1	26035	10_year_Future	1600.00	6681.80	6683.60	6684.77	6687.79	0.059722	16.43	98.22	65.13	2.30
Reach-1	26035	25_year_Future	2700.00	6681.80	6684.36	6685.92	6689.75	0.045873	18.68	150.01	71.45	2.15
Reach-1	26035	50_year_Future	3300.00	6681.80	6684.71	6686.48	6690.73	0.042569	19.77	175.93	74.41	2.12
Reach-1	26035	100_year_Future	3900.00	6681.80	6685.04	6686.99	6691.69	0.040623	20.82	200.31	77.09	2.11
Reach-1	26035	500_year_Future	5400.00	6681.80	6685.83	6688.12	6693.64	0.035181	22.54	264.30	83.72	2.04
Reach-1	25919	2_year_Future	630.00	6677.61	6680.73	6679.45	6680.86	0.001944	2.91	217.54	93.79	0.33
Reach-1	25919	5_year_Future	1200.00	6677.61	6681.68	6680.12	6681.92	0.002269	3.95	307.91	96.42	0.38
Reach-1	25919	10_year_Future	1600.00	6677.61	6682.22	6680.49	6682.54	0.002443	4.52	361.05	97.94	0.40
Reach-1	25919	25_year_Future	2700.00	6677.61	6683.48	6681.39	6683.99	0.002698	5.74	486.63	101.11	0.45
Reach-1	25919	50_year_Future	3300.00	6677.61	6684.06	6681.80	6684.69	0.002791	6.28	548.22	105.85	0.46
Reach-1	25919	100_year_Future	3900.00	6677.61	6684.63	6682.21	6685.33	0.002859	6.75	607.84	110.27	0.47
Reach-1	25919	500_year_Future	5400.00	6677.61	6685.87	6683.16	6686.79	0.002980	7.77	750.32	121.04	0.50
Reach-1	25784		Bridge									
Reach-1	25654	2_year_Future	630.00	6675.70	6677.96	6677.96	6678.61	0.011638	6.44	98.34	76.15	0.99
Reach-1	25654	5_year_Future	1200.00	6675.70	6678.68	6678.68	6679.66	0.010009	7.96	154.17	80.50	0.98
Reach-1	25654	10_year_Future	1600.00	6675.70	6679.11	6679.11	6680.29	0.009302	8.73	189.73	83.15	0.98
Reach-1	25654	25_year_Future	2700.00	6675.70	6680.13	6680.13	6681.78	0.008270	10.38	277.92	89.67	0.98
Reach-1	25654	50_year_Future	3300.00	6675.70	6680.61	6680.61	6682.50	0.007986	11.10	321.80	92.78	0.98
Reach-1	25654	100_year_Future	3900.00	6675.70	6681.07	6681.07	6683.17	0.007735	11.74	364.78	97.31	0.98
Reach-1	25654	500_year_Future	5400.00	6675.70	6682.15	6682.15	6684.69	0.007050	12.96	475.94	106.97	0.97
Reach-1	25454	2_year_Future	630.00	6670.35	6671.86	6672.51	6674.15	0.040600	12.16	52.00	52.38	2.12
Reach-1	25454	5_year_Future	1200.00	6670.35	6672.46	6673.42	6675.70	0.031411	14.47	85.84	59.29	2.00
Reach-1	25454	10_year_Future	1600.00	6670.35	6672.85	6673.94	6676.56	0.027160	15.52	109.55	63.50	1.93
Reach-1	25454	25_year_Future	2700.00	6670.35	6673.82	6675.20	6678.44	0.020124	17.40	174.71	69.92	1.78
Reach-1	25454	50_year_Future	3300.00	6670.35	6674.32	6675.80	6679.29	0.017707	18.11	210.56	73.17	1.71
Reach-1	25454	100_year_Future	3900.00	6670.35	6674.81	6676.39	6680.07	0.015876	18.69	246.61	76.30	1.65
Reach-1	25454	500_year_Future	5400.00	6670.35	6675.94	6677.65	6681.82	0.012822	19.87	337.55	83.55	1.55
Reach-1	25102	2_year_Future	630.00	6663.50	6666.11	6666.34	6667.57	0.010080	9.68	65.08	30.56	1.17
Reach-1	25102	5_year_Future	1200.00	6663.50	6667.09	6667.63	6669.54	0.010453	12.55	98.77	37.99	1.26
Reach-1	25102	10_year_Future	1600.00	6663.50	6667.65	6668.41	6670.73	0.010570	14.11	121.21	42.13	1.30
Reach-1	25102	25_year_Future	2700.00	6663.50	6669.00	6670.20	6673.47	0.010288	17.15	185.85	54.34	1.35
Reach-1	25102	50_year_Future	3300.00	6663.50	6669.66	6671.03	6674.71	0.009938	18.32	222.87	57.65	1.36
Reach-1	25102	100_year_Future	3900.00	6663.50	6670.31	6671.82	6675.81	0.009446	19.21	261.57	60.91	1.35
Reach-1	25102	500_year_Future	5400.00	6663.50	6671.87	6673.50	6678.19	0.008274	20.84	362.62	68.52	1.31
Reach-1	24912	2_year_Future	630.00	6661.50	6663.91	6664.27	6665.38	0.013307	9.74	64.71	37.61	1.31
Reach-1	24912	5_year_Future	1200.00	6661.50	6664.65	6665.36	6667.13	0.015637	12.62	95.99	46.95	1.48
Reach-1	24912	10_year_Future	1600.00	6661.50	6665.04	6665.98	6668.21	0.016835	14.30	115.38	52.85	1.57
Reach-1	24912	25_year_Future	2700.00	6661.50	6665.89	6667.41	6670.87	0.018226	17.99	166.30	67.01	1.71
Reach-1	24912	50_year_Future	3300.00	6661.50	6666.31	6668.09	6672.12	0.018385	19.50	195.23	72.61	1.75

HEC-RAS Plan: CC Future River: Cottonwood Creek Reach: Reach-1 (Continued)

Reach	River Sta	Profile	Q Total	Min Ch El	W.S. Elev	Crit W.S.	E.G. Elev	E.G. Slope	Vel Chnl	Flow Area	Top Width	Froude # Chl
			(cfs)	(ft)	(ft)	(ft)	(ft)	(ft/ft)	(ft/s)	(sq ft)	(ft)	
Reach-1	24912	100_year_Future	3900.00	6661.50	6666.70	6668.77	6673.26	0.018350	20.79	224.60	77.74	1.78
Reach-1	24912	500_year_Future	5400.00	6661.50	6667.60	6670.12	6675.77	0.017947	23.38	299.74	89.21	1.82
Reach-1	24438	2_year_Future	630.00	6651.50	6653.46	6654.32	6656.20	0.029608	13.30	47.37	31.37	1.91
Reach-1	24438	5_year_Future	1200.00	6651.50	6654.40	6655.44	6657.88	0.024432	14.97	80.17	38.39	1.83
Reach-1	24438	10_year_Future	1600.00	6651.50	6654.88	6656.10	6658.90	0.022760	16.09	99.65	42.49	1.81
Reach-1	24438	25_year_Future	2700.00	6651.50	6655.88	6657.68	6661.60	0.020674	19.24	146.78	52.14	1.82
Reach-1	24438	50_year_Future	3300.00	6651.50	6656.34	6658.37	6662.92	0.020160	20.66	172.16	58.26	1.84
Reach-1	24438	100_year_Future	3900.00	6651.50	6656.77	6659.11	6664.15	0.019787	21.93	198.57	65.69	1.85
Reach-1	24438	500_year_Future	5400.00	6651.50	6657.71	6660.52	6666.88	0.019178	24.61	268.05	80.81	1.89
Reach-1	24003	2_year_Future	630.00	6643.50	6645.85	6646.30	6647.72	0.013099	10.98	58.23	30.04	1.33
Reach-1	24003	5_year_Future	1200.00	6643.50	6646.79	6647.67	6649.98	0.013746	14.38	88.27	34.05	1.45
Reach-1	24003	10_year_Future	1600.00	6643.50	6647.38	6648.48	6651.33	0.013696	16.09	108.26	36.47	1.49
Reach-1	24003	25_year_Future	2700.00	6643.50	6648.70	6650.42	6654.50	0.013218	19.53	161.29	42.44	1.55
Reach-1	24003	50_year_Future	3300.00	6643.50	6649.36	6651.35	6655.99	0.012918	20.97	190.01	45.90	1.56
Reach-1	24003	100_year_Future	3900.00	6643.50	6649.97	6652.21	6657.36	0.012615	22.20	219.16	49.41	1.57
Reach-1	24003	500_year_Future	5400.00	6643.50	6651.37	6654.14	6660.37	0.011876	24.67	294.26	57.47	1.58
Reach-1	23503	2_year_Future	630.00	6635.03	6637.03	6637.69	6639.26	0.022465	11.98	52.57	33.06	1.67
Reach-1	23503	5_year_Future	1200.00	6635.03	6637.81	6638.85	6641.32	0.022275	15.04	80.26	37.82	1.77
Reach-1	23503	10_year_Future	1600.00	6635.03	6638.23	6639.56	6642.66	0.022424	16.90	96.41	39.76	1.82
Reach-1	23503	25_year_Future	2700.00	6635.03	6639.19	6641.20	6645.91	0.022674	20.88	137.06	44.71	1.93
Reach-1	23503	50_year_Future	3300.00	6635.03	6639.65	6641.99	6647.49	0.022834	22.56	158.15	47.07	1.97
Reach-1	23503	100_year_Future	3900.00	6635.03	6640.08	6642.72	6648.96	0.022529	24.06	178.82	49.26	1.99
Reach-1	23503	500_year_Future	5400.00	6635.03	6641.07	6644.38	6652.26	0.021993	27.12	229.70	53.59	2.04
Reach-1	23003	2_year_Future	630.00	6629.50	6631.91	6632.18	6633.28	0.011473	9.40	67.25	37.67	1.23
Reach-1	23003	5_year_Future	1200.00	6629.50	6633.13	6633.34	6634.84	0.007373	10.56	128.35	64.07	1.07
Reach-1	23003	10_year_Future	1600.00	6629.50	6633.62	6634.10	6635.80	0.007824	12.01	161.97	75.16	1.13
Reach-1	23003	25_year_Future	2700.00	6629.50	6634.59	6635.53	6638.06	0.009225	15.38	247.74	94.08	1.28
Reach-1	23003	50_year_Future	3300.00	6629.50	6634.99	6636.15	6639.16	0.010028	16.96	286.00	95.88	1.35
Reach-1	23003	100_year_Future	3900.00	6629.50	6635.35	6636.75	6640.21	0.010787	18.44	320.56	97.48	1.42
Reach-1	23003	500_year_Future	5400.00	6629.50	6636.11	6638.11	6642.73	0.012574	21.78	395.52	100.87	1.57
Reach-1	22503	2_year_Future	630.00	6619.68	6621.07	6621.66	6623.17	0.043889	11.62	54.24	60.10	2.15
Reach-1	22503	5_year_Future	1200.00	6619.68	6621.31	6622.46	6626.03	0.074040	17.43	68.92	62.24	2.90
Reach-1	22503	10_year_Future	1600.00	6619.68	6621.59	6622.94	6626.95	0.062517	18.59	86.53	63.48	2.77
Reach-1	22503	25_year_Future	2700.00	6619.68	6622.30	6624.09	6628.99	0.045194	20.77	132.74	66.81	2.52
Reach-1	22503	50_year_Future	3300.00	6619.68	6622.68	6624.64	6629.94	0.040062	21.70	156.73	68.18	2.43
Reach-1	22503	100_year_Future	3900.00	6619.68	6622.99	6625.14	6630.88	0.036594	22.56	179.68	69.54	2.38
Reach-1	22503	500_year_Future	5400.00	6619.68	6623.74	6626.37	6633.02	0.031515	24.54	233.37	72.96	2.29
Reach-1	22003	2_year_Future	630.00	6613.50	6615.45	6615.45	6616.22	0.008153	7.03	89.98	60.98	1.01
Reach-1	22003	5_year_Future	1200.00	6613.50	6616.27	6616.27	6617.41	0.006972	8.60	142.53	67.15	1.00
Reach-1	22003	10_year_Future	1600.00	6613.50	6616.72	6616.75	6618.13	0.006744	9.54	173.85	70.35	1.01
Reach-1	22003	25_year_Future	2700.00	6613.50	6617.56	6617.89	6619.88	0.007812	12.27	235.45	76.25	1.14
Reach-1	22003	50_year_Future	3300.00	6613.50	6617.94	6618.50	6620.75	0.008312	13.53	264.80	78.91	1.20
Reach-1	22003	100_year_Future	3900.00	6613.50	6618.30	6619.08	6621.61	0.008734	14.69	295.21	95.34	1.25
Reach-1	22003	500_year_Future	5400.00	6613.50	6619.03	6620.55	6623.55	0.009731	17.22	382.88	142.15	1.35
Reach-1	21520	2_year_Future	630.00	6605.50	6607.02	6607.65	6609.16	0.031508	11.74	53.96	47.04	1.91
Reach-1	21520	5_year_Future	1200.00	6605.50	6607.60	6608.82	6611.04	0.029997	14.91	82.71	51.91	1.99
Reach-1	21520	10_year_Future	1600.00	6605.50	6607.99	6609.20	6612.06	0.027229	16.23	103.48	55.22	1.96
Reach-1	21520	25_year_Future	2700.00	6605.50	6609.08	6610.78	6613.99	0.019208	17.94	168.79	64.52	1.76
Reach-1	21520	50_year_Future	3300.00	6605.50	6609.61	6611.66	6614.93	0.017022	18.71	205.11	71.78	1.70
Reach-1	21520	100_year_Future	3900.00	6605.50	6610.11	6612.20	6615.84	0.015656	19.47	242.28	84.72	1.66
Reach-1	21520	500_year_Future	5400.00	6605.50	6611.11	6613.24	6617.74	0.014029	21.23	398.69	226.42	1.63
Reach-1	21053	2_year_Future	630.00	6599.50	6601.33	6601.53	6602.37	0.012247	8.17	77.10	55.45	1.22
Reach-1	21053	5_year_Future	1200.00	6599.50	6602.23	6602.41	6603.56	0.008684	9.29	134.23	78.81	1.11
Reach-1	21053	10_year_Future	1600.00	6599.50	6602.56	6602.99	6604.32	0.009559	10.71	165.88	115.28	1.19
Reach-1	21053	25_year_Future	2700.00	6599.50	6603.15	6604.23	6606.21	0.012749	14.25	256.14	187.00	1.42
Reach-1	21053	50_year_Future	3300.00	6599.50	6603.40	6604.65	6607.16	0.014418	15.93	304.84	216.03	1.53
Reach-1	21053	100_year_Future	3900.00	6599.50	6605.72	6605.02	6606.74	0.002341	9.12	959.66	301.77	0.67
Reach-1	21053	500_year_Future	5400.00	6599.50	6610.14	6605.84	6610.49	0.000443	5.83	2363.80	333.11	0.32
Reach-1	20729	2_year_Future	630.00	6595.50	6597.25	6597.48	6598.32	0.012712	8.30	75.93	54.84	1.24
Reach-1	20729	5_year_Future	1200.00	6595.50	6597.81	6598.45	6599.73	0.016369	11.14	107.71	60.38	1.47
Reach-1	20729	10_year_Future	1600.00	6595.50	6598.29	6598.83	6600.14	0.018333	10.91	149.42	112.83	1.53
Reach-1	20729	25_year_Future	2700.00	6595.50	6602.13	6599.71	6602.43	0.000661	4.71	939.86	245.97	0.36
Reach-1	20729	50_year_Future	3300.00	6595.50	6604.23	6600.15	6604.43	0.000299	3.94	1472.24	260.79	0.25
Reach-1	20729	100_year_Future	3900.00	6595.50	6606.18		6606.34	0.000182	3.58	1991.75	272.28	0.20
Reach-1	20729	500_year_Future	5400.00	6595.50	6610.23		6610.36	0.000097	3.32	3140.44	296.03	0.16
Reach-1	20471	2_year_Future	630.00	6593.50	6595.26	6595.26	6595.92	0.008374	6.55	96.14	72.45	1.00
Reach-1	20471	5_year_Future	1200.00	6593.50	6596.90	6596.03	6597.26	0.002007	4.87	306.30	197.90	0.54
Reach-1	20471	10_year_Future	1600.00	6593.50	6598.96	6596.51	6599.11	0.000406	3.27	732.86	214.94	0.27
Reach-1	20471	25_year_Future	2700.00	6593.50	6602.18		6602.30	0.000172	3.05	1454.69	233.46	0.19
Reach-1	20471	50_year_Future	3300.00	6593.50	6604.25		6604.38	0.000112	2.88	1950.54	244.56	0.16
Reach-1	20471	100_year_Future	3900.00	6593.50	6606.19		6606.29	0.000083	2.80	2438.46	260.66	0.14

HEC-RAS Plan: CC Future River: Cottonwood Creek Reach: Reach-1 (Continued)

Reach	River Sta	Profile	Q Total	Min Ch El	W.S. Elev	Crit W.S.	E.G. Elev	E.G. Slope	Vel Chnl	Flow Area	Top Width	Froude # Chl
			(cfs)	(ft)	(ft)	(ft)	(ft)	(ft/ft)	(ft/s)	(sq ft)	(ft)	
Reach-1	20471	500_year_Future	5400.00	6593.50	6610.23		6610.34	0.000058	2.85	3618.54	344.67	0.13
Reach-1	20354	2_year_Future	1000.00	6590.48	6594.48	6591.89	6594.51	0.000156	1.74	579.23	164.11	0.16
Reach-1	20354	5_year_Future	2400.00	6590.48	6597.00	6592.78	6597.09	0.000150	2.44	1040.98	207.86	0.17
Reach-1	20354	10_year_Future	3600.00	6590.48	6598.95	6593.36	6599.07	0.000132	2.75	1421.05	245.53	0.17
Reach-1	20354	25_year_Future	6100.00	6590.48	6602.10	6594.44	6602.27	0.000125	3.33	2033.36	306.23	0.18
Reach-1	20354	50_year_Future	7500.00	6590.48	6604.14	6594.99	6604.32	0.000108	3.46	2430.64	345.81	0.17
Reach-1	20354	100_year_Future	9000.00	6590.48	6606.05	6595.53	6606.25	0.000099	3.62	2802.26	382.45	0.16
Reach-1	20354	500_year_Future	12000.00	6590.48	6610.08	6596.55	6610.29	0.000080	3.80	3585.13	460.05	0.15
Reach-1	20261		Culvert									
Reach-1	20164	2_year_Future	1000.00	6588.11	6589.59	6589.59	6590.14	0.008515	5.95	168.37	149.55	0.99
Reach-1	20164	5_year_Future	2400.00	6588.11	6590.51	6590.51	6591.44	0.007055	7.77	309.99	160.46	0.98
Reach-1	20164	10_year_Future	3600.00	6588.11	6591.09	6591.09	6592.33	0.006616	8.95	404.30	162.18	0.99
Reach-1	20164	25_year_Future	6100.00	6588.11	6592.17	6592.17	6593.92	0.005793	10.62	580.51	164.70	0.99
Reach-1	20164	50_year_Future	7500.00	6588.11	6592.70	6592.70	6594.71	0.005519	11.37	670.11	172.38	0.99
Reach-1	20164	100_year_Future	9000.00	6588.11	6593.17	6593.17	6595.49	0.005557	12.25	750.28	179.60	1.01
Reach-1	20164	500_year_Future	12000.00	6588.11	6594.22	6594.22	6596.94	0.004956	13.27	933.72	195.86	0.98
Reach-1	19961	2_year_Future	1000.00	6579.50	6580.74	6581.76	6585.03	0.084297	16.83	60.14	63.89	3.01
Reach-1	19961	5_year_Future	2400.00	6579.50	6581.78	6583.29	6587.24	0.040662	18.80	132.51	74.75	2.36
Reach-1	19961	10_year_Future	3600.00	6579.50	6582.62	6584.39	6588.52	0.027574	19.81	199.00	83.42	2.06
Reach-1	19961	25_year_Future	6100.00	6579.50	6584.24	6586.31	6590.65	0.016739	20.67	348.70	108.87	1.73
Reach-1	19961	50_year_Future	7500.00	6579.50	6585.06	6587.21	6591.65	0.013865	21.09	451.15	138.95	1.62
Reach-1	19961	100_year_Future	9000.00	6579.50	6585.89	6588.13	6592.59	0.011851	21.48	577.78	169.26	1.54
Reach-1	19961	500_year_Future	12000.00	6579.50	6587.30	6589.62	6594.29	0.009714	22.36	853.78	221.38	1.44
Reach-1	19488	2_year_Future	1000.00	6570.63	6573.75	6573.88	6575.10	0.008239	9.33	107.21	46.21	1.08
Reach-1	19488	5_year_Future	2400.00	6570.63	6575.10	6575.95	6578.03	0.010005	13.81	205.35	120.45	1.28
Reach-1	19488	10_year_Future	3600.00	6570.63	6575.83	6577.18	6579.96	0.011490	16.71	297.32	134.96	1.41
Reach-1	19488	25_year_Future	6100.00	6570.63	6576.91	6578.98	6583.41	0.014078	21.47	456.31	156.93	1.62
Reach-1	19488	50_year_Future	7500.00	6570.63	6577.47	6579.77	6584.87	0.014463	23.24	547.28	168.24	1.67
Reach-1	19488	100_year_Future	9000.00	6570.63	6578.03	6580.64	6586.22	0.014648	24.81	643.45	179.43	1.71
Reach-1	19488	500_year_Future	12000.00	6570.63	6579.06	6581.68	6588.49	0.014515	27.23	839.05	200.28	1.74
Reach-1	19003	2_year_Future	1000.00	6563.50	6565.18	6565.92	6567.68	0.035916	12.67	78.91	65.73	2.04
Reach-1	19003	5_year_Future	2400.00	6563.50	6566.18	6567.41	6570.29	0.028144	16.27	148.66	73.25	1.98
Reach-1	19003	10_year_Future	3600.00	6563.50	6566.89	6568.41	6572.00	0.024600	18.16	202.25	77.93	1.93
Reach-1	19003	25_year_Future	6100.00	6563.50	6568.08	6570.18	6575.03	0.021435	21.22	300.10	88.29	1.91
Reach-1	19003	50_year_Future	7500.00	6563.50	6568.66	6571.27	6576.56	0.020330	22.67	350.58	90.41	1.90
Reach-1	19003	100_year_Future	9000.00	6563.50	6569.24	6572.42	6578.05	0.019281	23.97	404.37	94.61	1.89
Reach-1	19003	500_year_Future	12000.00	6563.50	6570.33	6573.94	6580.69	0.017492	26.05	514.66	122.15	1.86
Reach-1	18509	2_year_Future	1000.00	6555.27	6557.02	6557.15	6557.87	0.011584	7.43	135.73	109.88	1.17
Reach-1	18509	5_year_Future	2400.00	6555.27	6557.74	6558.24	6559.65	0.015188	11.10	219.52	120.02	1.43
Reach-1	18509	10_year_Future	3600.00	6555.27	6558.15	6558.97	6561.05	0.017650	13.70	268.06	122.14	1.60
Reach-1	18509	25_year_Future	6100.00	6555.27	6558.81	6560.27	6563.78	0.021741	17.94	350.21	125.85	1.85
Reach-1	18509	50_year_Future	7500.00	6555.27	6559.12	6560.92	6565.25	0.023482	19.94	389.36	127.28	1.95
Reach-1	18509	100_year_Future	9000.00	6555.27	6559.42	6561.59	6566.80	0.025114	21.87	427.89	128.88	2.05
Reach-1	18509	500_year_Future	12000.00	6555.27	6559.96	6562.76	6569.79	0.027743	25.27	498.19	131.68	2.20
Reach-1	17993	2_year_Future	1000.00	6547.50	6549.18	6549.56	6550.58	0.017385	9.50	105.29	78.63	1.45
Reach-1	17993	5_year_Future	2400.00	6547.50	6550.35	6550.90	6552.54	0.012487	11.69	204.87	96.72	1.35
Reach-1	17993	10_year_Future	3600.00	6547.50	6551.13	6551.81	6553.90	0.010955	13.42	285.05	111.27	1.33
Reach-1	17993	25_year_Future	6100.00	6547.50	6552.43	6553.43	6556.25	0.009695	15.87	448.89	140.04	1.32
Reach-1	17993	50_year_Future	7500.00	6547.50	6553.01	6554.17	6557.39	0.009526	17.07	531.72	143.18	1.34
Reach-1	17993	100_year_Future	9000.00	6547.50	6553.56	6554.88	6558.54	0.009533	18.30	611.61	146.14	1.36
Reach-1	17993	500_year_Future	12000.00	6547.50	6554.51	6556.21	6560.73	0.009824	20.59	751.64	151.19	1.42
Reach-1	17523	2_year_Future	1000.00	6541.50	6542.97	6543.09	6543.76	0.011721	7.15	139.94	119.43	1.16
Reach-1	17523	5_year_Future	2400.00	6541.50	6543.57	6544.13	6545.52	0.017844	11.19	214.57	128.09	1.52
Reach-1	17523	10_year_Future	3600.00	6541.50	6543.94	6544.80	6546.87	0.021559	13.73	262.14	132.77	1.72
Reach-1	17523	25_year_Future	6100.00	6541.50	6544.59	6545.98	6549.31	0.024350	17.43	351.34	142.68	1.91
Reach-1	17523	50_year_Future	7500.00	6541.50	6544.93	6546.56	6550.49	0.024407	18.94	400.55	147.84	1.95
Reach-1	17523	100_year_Future	9000.00	6541.50	6545.27	6547.14	6551.65	0.024108	20.29	452.13	149.35	1.98
Reach-1	17523	500_year_Future	12000.00	6541.50	6545.92	6548.21	6553.77	0.023402	22.54	549.22	152.15	2.01
Reach-1	17049	2_year_Future	1000.00	6535.50	6538.13	6538.18	6538.96	0.008840	7.33	136.44	91.00	1.05
Reach-1	17049	5_year_Future	2400.00	6535.50	6539.12	6539.40	6540.83	0.009546	10.52	230.13	97.41	1.19
Reach-1	17049	10_year_Future	3600.00	6535.50	6540.25	6540.25	6542.04	0.006006	10.75	343.19	102.29	1.00
Reach-1	17049	25_year_Future	6100.00	6535.50	6541.45	6541.75	6544.30	0.006498	13.57	469.69	107.49	1.09
Reach-1	17049	50_year_Future	7500.00	6535.50	6542.36	6542.52	6545.37	0.005491	14.00	568.33	111.37	1.03
Reach-1	17049	100_year_Future	9000.00	6535.50	6543.14	6543.26	6546.46	0.005120	14.73	656.42	114.25	1.02
Reach-1	17049	500_year_Future	12000.00	6535.50	6544.66	6544.91	6548.46	0.004447	15.80	878.06	185.02	0.99
Reach-1	16584	2_year_Future	1000.00	6529.50	6531.30	6531.78	6533.00	0.019565	10.45	95.69	66.15	1.53
Reach-1	16584	5_year_Future	2400.00	6529.50	6532.55	6533.30	6535.28	0.014737	13.25	181.78	72.92	1.45
Reach-1	16584	10_year_Future	3600.00	6529.50	6533.08	6534.31	6537.28	0.018274	16.46	221.25	77.18	1.66
Reach-1	16584	25_year_Future	6100.00	6529.50	6534.60	6536.13	6539.85	0.013438	16.45	348.73	87.52	1.53
Reach-1	16584	50_year_Future	7500.00	6529.50	6535.22	6536.81	6541.29	0.013147	19.88	402.41	91.36	1.54

HEC-RAS Plan: CC Future River: Cottonwood Creek Reach: Reach-1 (Continued)

Reach	River Sta	Profile	Q Total	Min Ch El	W.S. Elev	Crit W.S.	E.G. Elev	E.G. Slope	Vel Chnl	Flow Area	Top Width	Froude # Chl
			(cfs)	(ft)	(ft)	(ft)	(ft)	(ft/ft)	(ft/s)	(sq ft)	(ft)	
Reach-1	16584	100_year_Future	9000.00	6529.50	6535.93	6538.54	6542.61	0.012248	20.90	468.41	95.71	1.52
Reach-1	16584	500_year_Future	12000.00	6529.50	6537.33	6540.07	6545.03	0.010614	22.45	619.77	152.14	1.47
Reach-1	16065	2_year_Future	1000.00	6521.50	6524.36	6524.83	6525.78	0.010212	9.55	104.69	51.56	1.18
Reach-1	16065	5_year_Future	2400.00	6521.50	6525.74	6526.45	6528.34	0.012060	12.93	185.58	65.52	1.35
Reach-1	16065	10_year_Future	3600.00	6521.50	6526.67	6527.53	6529.87	0.010637	14.39	266.47	100.99	1.33
Reach-1	16065	25_year_Future	6100.00	6521.50	6527.69	6529.27	6532.99	0.012967	18.72	379.02	120.53	1.53
Reach-1	16065	50_year_Future	7500.00	6521.50	6528.24	6530.10	6534.44	0.013210	20.35	448.32	131.12	1.57
Reach-1	16065	100_year_Future	9000.00	6521.50	6528.76	6530.98	6535.89	0.013517	21.94	518.82	136.58	1.61
Reach-1	16065	500_year_Future	12000.00	6521.50	6529.68	6532.47	6538.59	0.014109	24.75	647.61	143.42	1.69
Reach-1	15579	2_year_Future	1000.00	6517.51	6519.87	6519.99	6520.99	0.009201	8.50	117.71	64.33	1.11
Reach-1	15579	5_year_Future	2400.00	6517.51	6521.20	6521.54	6523.31	0.008497	11.69	211.92	76.99	1.16
Reach-1	15579	10_year_Future	3600.00	6517.51	6521.95	6522.66	6525.00	0.009273	14.08	273.66	89.98	1.26
Reach-1	15579	25_year_Future	6100.00	6517.51	6523.51	6524.59	6527.69	0.008259	16.65	442.81	126.89	1.26
Reach-1	15579	50_year_Future	7500.00	6517.51	6524.15	6525.48	6528.99	0.008348	18.04	529.65	142.18	1.29
Reach-1	15579	100_year_Future	9000.00	6517.51	6524.77	6526.32	6530.28	0.008469	19.38	622.07	156.83	1.32
Reach-1	15579	500_year_Future	12000.00	6517.51	6525.83	6527.73	6532.62	0.008785	21.77	800.58	175.68	1.38
Reach-1	15127	2_year_Future	1000.00	6511.50	6512.60	6513.01	6513.97	0.031195	9.38	106.59	126.06	1.80
Reach-1	15127	5_year_Future	2400.00	6511.50	6513.11	6513.98	6516.14	0.038074	13.96	172.11	131.59	2.14
Reach-1	15127	10_year_Future	3600.00	6511.50	6513.50	6514.65	6517.54	0.035922	16.13	224.40	134.14	2.17
Reach-1	15127	25_year_Future	6100.00	6511.50	6514.09	6515.86	6520.50	0.038445	20.32	304.65	137.96	2.38
Reach-1	15127	50_year_Future	7500.00	6511.50	6514.43	6516.47	6521.80	0.036994	21.61	351.02	140.11	2.37
Reach-1	15127	100_year_Future	9000.00	6511.50	6514.76	6517.06	6523.08	0.035558	23.18	398.87	142.31	2.37
Reach-1	15127	500_year_Future	12000.00	6511.50	6515.40	6518.14	6525.39	0.033027	25.42	490.70	145.79	2.36
Reach-1	14677	2_year_Future	1000.00	6505.50	6507.57	6507.57	6508.48	0.007632	7.56	133.21	79.09	1.00
Reach-1	14677	5_year_Future	2400.00	6505.50	6509.01	6509.01	6510.50	0.005947	9.84	277.03	129.19	0.97
Reach-1	14677	10_year_Future	3600.00	6505.50	6509.95	6510.01	6511.83	0.005424	11.16	414.78	155.15	0.97
Reach-1	14677	25_year_Future	6100.00	6505.50	6511.32	6511.57	6514.09	0.005646	13.78	632.00	163.07	1.04
Reach-1	14677	50_year_Future	7500.00	6505.50	6511.95	6512.32	6515.21	0.005791	15.02	736.63	166.45	1.07
Reach-1	14677	100_year_Future	9000.00	6505.50	6512.57	6513.06	6516.33	0.005934	16.21	840.39	169.53	1.10
Reach-1	14677	500_year_Future	12000.00	6505.50	6513.88	6513.81	6518.39	0.006173	18.29	1030.69	175.05	1.15
Reach-1	14287	2_year_Future	1000.00	6501.50	6502.80	6503.07	6503.82	0.020733	8.13	123.38	134.96	1.49
Reach-1	14287	5_year_Future	2400.00	6501.50	6503.26	6504.03	6505.89	0.031139	13.02	186.61	139.91	1.95
Reach-1	14287	10_year_Future	3600.00	6501.50	6503.61	6504.69	6507.36	0.032902	15.57	236.45	143.63	2.08
Reach-1	14287	25_year_Future	6100.00	6501.50	6504.35	6505.87	6509.61	0.028694	18.48	344.80	149.82	2.07
Reach-1	14287	50_year_Future	7500.00	6501.50	6504.72	6506.46	6510.70	0.027296	19.70	401.03	152.42	2.06
Reach-1	14287	100_year_Future	9000.00	6501.50	6505.09	6507.04	6511.80	0.026019	20.88	458.22	155.01	2.05
Reach-1	14287	500_year_Future	12000.00	6501.50	6505.78	6508.14	6513.81	0.024122	22.87	566.52	159.82	2.04
Reach-1	13989	2_year_Future	1000.00	6497.59	6499.25	6499.26	6499.98	0.008471	6.87	146.40	106.42	1.02
Reach-1	13989	5_year_Future	2400.00	6497.59	6500.36	6500.39	6501.67	0.006960	9.18	268.14	112.28	1.02
Reach-1	13989	10_year_Future	3600.00	6497.59	6501.04	6501.18	6502.85	0.007055	10.83	345.38	115.84	1.07
Reach-1	13989	25_year_Future	6100.00	6497.59	6502.15	6502.58	6504.98	0.007434	13.57	477.48	121.69	1.15
Reach-1	13989	50_year_Future	7500.00	6497.59	6502.69	6503.28	6506.05	0.007552	14.80	544.03	124.54	1.18
Reach-1	13989	100_year_Future	9000.00	6497.59	6503.23	6503.96	6507.13	0.007638	15.96	611.55	127.38	1.21
Reach-1	13989	500_year_Future	12000.00	6497.59	6504.21	6505.31	6509.12	0.007724	17.94	738.96	132.73	1.25
Reach-1	13865	2_year_Future	1100.00	6494.86	6498.19	6496.45	6498.32	0.000805	3.00	381.87	215.06	0.30
Reach-1	13865	5_year_Future	2500.00	6494.86	6500.51	6497.51	6500.74	0.000633	3.86	719.36	451.77	0.29
Reach-1	13865	10_year_Future	3700.00	6494.86	6500.95	6498.24	6501.37	0.001071	5.28	785.37	482.45	0.38
Reach-1	13865	25_year_Future	6400.00	6494.86	6501.84	6499.63	6502.45	0.001474	6.81	1845.69	522.25	0.46
Reach-1	13865	50_year_Future	7900.00	6494.86	6502.30	6500.29	6503.05	0.001719	7.68	2085.67	531.83	0.50
Reach-1	13865	100_year_Future	9400.00	6494.86	6502.69	6500.91	6503.59	0.001963	8.49	2293.11	539.64	0.54
Reach-1	13865	500_year_Future	13000.00	6494.86	6503.47	6502.12	6504.75	0.002519	10.27	2720.12	557.64	0.62
Reach-1	13763		Culvert									
Reach-1	13661	2_year_Future	1100.00	6481.64	6482.49	6483.71	6490.59	0.416823	22.84	48.15	79.63	0.30
Reach-1	13661	5_year_Future	2500.00	6481.64	6483.09	6484.95	6493.22	0.219108	25.54	97.89	84.39	0.29
Reach-1	13661	10_year_Future	3700.00	6481.64	6485.60	6485.80	6487.51	0.008624	10.51	352.98	102.79	0.99
Reach-1	13661	25_year_Future	6400.00	6481.64	6487.35	6487.35	6489.76	0.007693	12.48	518.29	110.22	0.99
Reach-1	13661	50_year_Future	7900.00	6481.64	6488.11	6488.11	6490.86	0.007229	13.32	603.59	113.32	0.99
Reach-1	13661	100_year_Future	9400.00	6481.64	6488.80	6488.80	6491.88	0.006966	14.12	682.74	116.12	0.99
Reach-1	13661	500_year_Future	13000.00	6481.64	6490.28	6490.28	6494.13	0.006583	15.78	859.70	122.15	0.98
Reach-1	13483	2_year_Future	1100.00	6475.60	6477.16	6477.35	6478.13	0.018285	7.93	139.16	111.84	1.23
Reach-1	13483	5_year_Future	2500.00	6475.60	6477.85	6478.45	6479.94	0.022745	11.85	222.18	128.48	1.47
Reach-1	13483	10_year_Future	3700.00	6475.60	6477.70	6479.16	6483.11	0.064940	16.70	203.07	124.84	2.45
Reach-1	13483	25_year_Future	6400.00	6475.60	6478.58	6480.51	6485.56	0.050438	21.40	329.66	151.66	2.30
Reach-1	13483	50_year_Future	7900.00	6475.60	6479.00	6481.15	6486.72	0.046352	22.62	393.80	153.12	2.28
Reach-1	13483	100_year_Future	9400.00	6475.60	6479.40	6481.74	6487.77	0.043041	23.64	455.54	154.52	2.23
Reach-1	13483	500_year_Future	13000.00	6475.60	6480.29	6483.09	6490.03	0.037430	25.66	595.37	157.62	2.16
Reach-1	13015	2_year_Future	1100.00	6469.50	6471.33	6471.28	6471.96	0.010741	6.39	172.46	124.88	0.95
Reach-1	13015	5_year_Future	2500.00	6469.50	6472.27	6472.27	6473.43	0.009875	8.65	292.37	129.60	1.00
Reach-1	13015	10_year_Future	3700.00	6469.50	6472.96	6472.96	6474.47	0.009148	9.88	382.19	133.02	1.00
Reach-1	13015	25_year_Future	6400.00	6469.50	6474.29	6474.30	6476.43	0.008028	11.80	562.87	138.39	1.00

HEC-RAS Plan: CC Future River: Cottonwood Creek Reach: Reach-1 (Continued)

Reach	River Sta	Profile	Q Total	Min Ch El	W.S. Elev	Crit W.S.	E.G. Elev	E.G. Slope	Vel Chnl	Flow Area	Top Width	Froude # Chl
			(cfs)	(ft)	(ft)	(ft)	(ft)	(ft/ft)	(ft/s)	(sq ft)	(ft)	
Reach-1	13015	50_year_Future	7900.00	6469.50	6474.79	6474.93	6477.40	0.008480	13.04	632.54	140.28	1.04
Reach-1	13015	100_year_Future	9400.00	6469.50	6475.24	6475.54	6478.32	0.008885	14.17	696.49	141.99	1.08
Reach-1	13015	500_year_Future	13000.00	6469.50	6476.19	6476.90	6480.39	0.009737	16.56	833.33	145.59	1.17
Reach-1	12504	2_year_Future	1100.00	6463.50	6465.46	6465.46	6466.13	0.012184	6.57	167.54	127.02	1.01
Reach-1	12504	5_year_Future	2500.00	6463.50	6466.26	6466.43	6467.55	0.013539	9.10	274.93	139.62	1.14
Reach-1	12504	10_year_Future	3700.00	6463.50	6466.73	6467.09	6468.58	0.014764	10.92	340.56	143.57	1.23
Reach-1	12504	25_year_Future	6400.00	6463.50	6467.56	6468.32	6470.63	0.018626	14.07	462.75	150.48	1.37
Reach-1	12504	50_year_Future	7900.00	6463.50	6468.06	6468.93	6471.56	0.015683	15.03	539.48	153.77	1.36
Reach-1	12504	100_year_Future	9400.00	6463.50	6468.53	6469.49	6472.43	0.015035	15.90	611.65	156.43	1.36
Reach-1	12504	500_year_Future	13000.00	6463.50	6469.52	6470.73	6474.37	0.014150	17.75	770.30	162.13	1.37
Reach-1	11998	2_year_Future	1100.00	6449.50	6451.90	6452.85	6455.04	0.047167	14.22	77.41	51.04	2.02
Reach-1	11998	5_year_Future	2500.00	6449.50	6453.12	6454.39	6457.32	0.031019	16.89	181.55	94.59	1.81
Reach-1	11998	10_year_Future	3700.00	6449.50	6453.97	6455.40	6458.70	0.025181	18.28	266.09	102.18	1.70
Reach-1	11998	25_year_Future	6400.00	6449.50	6456.66	6457.30	6460.58	0.003254	11.87	845.03	132.39	0.71
Reach-1	11998	50_year_Future	7900.00	6449.50	6459.98	6458.18	6461.92	0.003163	12.50	996.34	138.56	0.71
Reach-1	11998	100_year_Future	9400.00	6449.50	6460.93	6459.01	6463.11	0.003181	13.34	1130.13	143.76	0.72
Reach-1	11998	500_year_Future	13000.00	6449.50	6462.96	6460.79	6465.67	0.003212	15.08	1433.00	154.88	0.75
Reach-1	11912	2_year_Future	1100.00	6448.00	6451.59	6451.61	6452.93	0.010053	9.31	119.37	47.75	1.02
Reach-1	11912	5_year_Future	2500.00	6448.00	6453.56	6453.58	6455.49	0.007351	11.36	263.29	87.36	0.95
Reach-1	11912	10_year_Future	3700.00	6448.00	6454.64	6454.79	6457.14	0.007332	13.12	363.97	98.74	0.98
Reach-1	11912	25_year_Future	6400.00	6448.00	6456.98	6456.98	6460.07	0.005986	15.00	624.41	123.86	0.94
Reach-1	11912	50_year_Future	7900.00	6448.00	6458.14	6458.14	6461.43	0.005457	15.69	774.45	135.61	0.92
Reach-1	11912	100_year_Future	9400.00	6448.00	6458.99	6458.99	6462.61	0.005442	16.65	892.29	139.88	0.93
Reach-1	11912	500_year_Future	13000.00	6448.00	6460.88	6460.88	6465.17	0.005317	18.49	1167.04	151.46	0.95
Reach-1	11864	2_year_Future	1100.00	6444.00	6447.24	6448.71	6451.78	0.036860	17.09	64.36	23.28	1.81
Reach-1	11864	5_year_Future	2500.00	6444.00	6450.03	6451.55	6454.66	0.020749	17.26	144.83	33.71	1.46
Reach-1	11864	10_year_Future	3700.00	6444.00	6452.01	6453.34	6456.50	0.012719	17.17	253.94	87.15	1.21
Reach-1	11864	25_year_Future	6400.00	6444.00	6454.61	6455.86	6459.53	0.009768	18.93	515.35	114.60	1.12
Reach-1	11864	50_year_Future	7900.00	6444.00	6455.73	6457.11	6460.90	0.009145	19.82	650.67	126.49	1.10
Reach-1	11864	100_year_Future	9400.00	6444.00	6456.71	6458.04	6462.11	0.008733	20.62	780.24	134.97	1.10
Reach-1	11864	500_year_Future	13000.00	6444.00	6458.56	6459.96	6464.67	0.008584	22.68	1037.93	144.12	1.11
Reach-1	11834	2_year_Future	1100.00	6440.67	6443.40	6445.32	6450.13	0.063390	20.82	52.84	20.91	2.31
Reach-1	11834	5_year_Future	2500.00	6440.67	6446.12	6448.66	6453.59	0.034784	21.92	114.04	24.02	1.77
Reach-1	11834	10_year_Future	3700.00	6440.67	6448.24	6450.72	6455.70	0.022541	22.03	181.64	44.68	1.50
Reach-1	11834	25_year_Future	6400.00	6440.67	6451.92	6454.15	6458.98	0.012976	22.40	407.76	78.59	1.23
Reach-1	11834	50_year_Future	7900.00	6440.67	6453.60	6455.84	6460.44	0.010790	22.59	556.63	100.38	1.15
Reach-1	11834	100_year_Future	9400.00	6440.67	6455.04	6457.12	6461.71	0.009502	22.85	716.01	118.95	1.10
Reach-1	11834	500_year_Future	13000.00	6440.67	6457.49	6459.26	6464.33	0.008544	24.22	1041.32	141.43	1.07
Reach-1	11703	2_year_Future	1100.00	6437.40	6440.45	6441.42	6443.74	0.028585	14.55	75.62	31.75	1.66
Reach-1	11703	5_year_Future	2500.00	6437.40	6441.70	6443.85	6448.79	0.036778	21.39	116.86	37.77	2.01
Reach-1	11703	10_year_Future	3700.00	6437.40	6442.71	6445.52	6451.93	0.034398	24.47	159.40	42.72	2.03
Reach-1	11703	25_year_Future	6400.00	6437.40	6445.02	6448.62	6456.28	0.024782	27.35	271.94	55.56	1.84
Reach-1	11703	50_year_Future	7900.00	6437.40	6448.24	6449.72	6458.02	0.021192	28.20	344.71	64.15	1.75
Reach-1	11703	100_year_Future	9400.00	6437.40	6447.41	6451.67	6459.49	0.018450	28.80	425.12	73.67	1.67
Reach-1	11703	500_year_Future	13000.00	6437.40	6450.10	6454.20	6462.38	0.013872	29.81	651.27	103.32	1.51
Reach-1	11657	2_year_Future	1100.00	6436.00	6439.37	6440.33	6442.40	0.026251	13.98	78.67	32.90	1.59
Reach-1	11657	5_year_Future	2500.00	6436.00	6440.65	6442.50	6446.81	0.037216	19.91	125.59	39.95	1.98
Reach-1	11657	10_year_Future	3700.00	6436.00	6441.42	6443.96	6449.97	0.042437	23.47	157.87	44.82	2.16
Reach-1	11657	25_year_Future	6400.00	6436.00	6443.08	6446.69	6454.86	0.036132	27.63	243.31	58.48	2.12
Reach-1	11657	50_year_Future	7900.00	6436.00	6443.99	6447.87	6456.74	0.031933	28.87	300.41	67.87	2.05
Reach-1	11657	100_year_Future	9400.00	6436.00	6444.85	6448.97	6458.30	0.028603	29.81	362.65	76.43	1.98
Reach-1	11657	500_year_Future	13000.00	6436.00	6446.74	6451.25	6461.34	0.023314	31.52	522.43	92.16	1.86
Reach-1	11464	2_year_Future	1100.00	6430.05	6432.38	6433.37	6435.79	0.045973	14.86	74.04	43.51	2.01
Reach-1	11464	5_year_Future	2500.00	6430.05	6433.63	6435.32	6439.28	0.039307	19.07	131.06	46.11	1.99
Reach-1	11464	10_year_Future	3700.00	6430.05	6434.46	6436.65	6441.81	0.038541	21.76	170.04	47.81	2.03
Reach-1	11464	25_year_Future	6400.00	6430.05	6435.78	6439.17	6447.35	0.041272	27.31	235.90	53.12	2.20
Reach-1	11464	50_year_Future	7900.00	6430.05	6436.49	6440.36	6449.83	0.039700	29.34	274.70	57.24	2.21
Reach-1	11464	100_year_Future	9400.00	6430.05	6437.19	6441.52	6451.90	0.037379	30.86	316.45	61.36	2.18
Reach-1	11464	500_year_Future	13000.00	6430.05	6438.83	6444.12	6455.86	0.031950	33.37	424.59	70.00	2.10
Reach-1	11001	2_year_Future	1100.00	6425.50	6429.10	6429.10	6430.47	0.009934	9.42	116.82	42.78	1.00
Reach-1	11001	5_year_Future	2500.00	6425.50	6431.13	6431.13	6433.25	0.008591	11.68	215.80	53.94	1.00
Reach-1	11001	10_year_Future	3700.00	6425.50	6432.39	6432.39	6435.12	0.007849	13.28	286.52	58.69	1.00
Reach-1	11001	25_year_Future	6400.00	6425.50	6434.78	6434.82	6438.61	0.006874	15.82	445.00	75.50	0.99
Reach-1	11001	50_year_Future	7900.00	6425.50	6435.48	6436.30	6440.34	0.007801	17.85	502.41	87.32	1.07
Reach-1	11001	100_year_Future	9400.00	6425.50	6436.12	6437.33	6441.97	0.008590	19.65	561.34	96.30	1.14
Reach-1	11001	500_year_Future	13000.00	6425.50	6437.47	6439.55	6445.53	0.010030	23.27	694.94	101.25	1.28
Reach-1	10636	2_year_Future	1100.00	6421.50	6424.97	6425.13	6426.52	0.011695	10.01	109.88	41.86	1.09
Reach-1	10636	5_year_Future	2500.00	6421.50	6426.67	6427.16	6429.43	0.012570	13.33	188.08	50.26	1.20
Reach-1	10636	10_year_Future	3700.00	6421.50	6427.69	6428.48	6431.43	0.012684	15.54	242.38	56.88	1.25
Reach-1	10636	25_year_Future	6400.00	6421.50	6429.59	6431.07	6435.16	0.012246	19.08	369.30	79.32	1.30
Reach-1	10636	50_year_Future	7900.00	6421.50	6430.60	6432.38	6436.79	0.011407	20.21	455.40	91.55	1.28

HEC-RAS Plan: CC Future River: Cottonwood Creek Reach: Reach-1 (Continued)

Reach	River Sta	Profile	Q Total	Min Ch El	W.S. Elev	Crit W.S.	E.G. Elev	E.G. Slope	Vel Chnl	Flow Area	Top Width	Froude # Chl
			(cfs)	(ft)	(ft)	(ft)	(ft)	(ft/ft)	(ft/s)	(sq ft)	(ft)	
Reach-1	10636	100_year_Future	9400.00	6421.50	6431.46	6433.43	6438.32	0.011106	21.39	539.85	105.21	1.29
Reach-1	10636	500_year_Future	13000.00	6421.50	6433.06	6435.54	6441.80	0.011313	24.20	721.57	118.13	1.34
Reach-1	10290	2_year_Future	1100.00	6415.50	6418.32	6419.01	6420.74	0.024945	12.48	88.11	42.68	1.53
Reach-1	10290	5_year_Future	2500.00	6415.50	6419.85	6420.99	6423.75	0.021242	15.87	159.97	50.81	1.53
Reach-1	10290	10_year_Future	3700.00	6415.50	6420.85	6422.30	6425.82	0.020396	17.94	213.12	56.00	1.55
Reach-1	10290	25_year_Future	6400.00	6415.50	6422.57	6424.68	6429.80	0.018856	21.74	321.31	69.88	1.58
Reach-1	10290	50_year_Future	7900.00	6415.50	6423.41	6426.13	6431.67	0.018149	23.31	383.60	76.44	1.58
Reach-1	10290	100_year_Future	9400.00	6415.50	6424.21	6427.23	6433.34	0.017445	24.61	449.21	87.16	1.58
Reach-1	10290	500_year_Future	13000.00	6415.50	6425.94	6429.29	6436.74	0.016025	27.07	627.43	115.66	1.57
Reach-1	10000	2_year_Future	1100.00	6411.50	6414.73	6414.91	6416.28	0.012153	9.91	111.01	44.30	1.10
Reach-1	10000	5_year_Future	2500.00	6411.50	6416.55	6416.89	6418.98	0.011126	12.46	201.20	54.82	1.13
Reach-1	10000	10_year_Future	3700.00	6411.50	6417.45	6418.13	6420.87	0.012106	14.85	253.37	61.62	1.21
Reach-1	10000	25_year_Future	6400.00	6411.50	6418.96	6420.55	6424.66	0.014001	19.28	355.90	74.71	1.37
Reach-1	10000	50_year_Future	7900.00	6411.50	6419.67	6421.71	6426.54	0.014655	21.19	412.20	83.69	1.43
Reach-1	10000	100_year_Future	9400.00	6411.50	6420.32	6422.78	6428.28	0.015151	22.88	469.15	91.45	1.47
Reach-1	10000	500_year_Future	13000.00	6411.50	6421.73	6424.99	6431.97	0.015735	26.16	609.88	107.33	1.54
Reach-1	9500	2_year_Future	1100.00	6405.50	6407.29	6407.56	6408.49	0.019965	8.81	125.00	88.75	1.30
Reach-1	9500	5_year_Future	2500.00	6405.50	6408.00	6408.83	6410.70	0.028742	13.20	191.95	102.45	1.61
Reach-1	9500	10_year_Future	3700.00	6405.50	6408.52	6409.61	6412.15	0.027117	15.41	271.58	154.47	1.68
Reach-1	9500	25_year_Future	6400.00	6405.50	6409.41	6411.04	6414.90	0.028615	19.26	410.54	157.92	1.81
Reach-1	9500	50_year_Future	7900.00	6405.50	6409.81	6411.73	6416.32	0.029693	21.06	473.85	159.47	1.88
Reach-1	9500	100_year_Future	9400.00	6405.50	6410.17	6412.37	6417.68	0.030767	22.75	531.18	160.86	1.94
Reach-1	9500	500_year_Future	13000.00	6405.50	6410.91	6413.78	6420.83	0.033248	26.33	651.95	163.74	2.08
Reach-1	9026	2_year_Future	1100.00	6401.50	6403.37	6403.37	6404.16	0.011378	7.14	154.48	99.51	1.00
Reach-1	9026	5_year_Future	2500.00	6401.50	6404.51	6404.51	6405.88	0.009459	9.37	270.58	103.11	1.00
Reach-1	9026	10_year_Future	3700.00	6401.50	6405.32	6405.32	6407.09	0.008711	10.69	354.52	105.63	1.00
Reach-1	9026	25_year_Future	6400.00	6401.50	6406.87	6406.87	6409.40	0.007676	12.80	522.22	110.51	1.00
Reach-1	9026	50_year_Future	7900.00	6401.50	6407.63	6407.63	6410.53	0.007305	13.71	607.63	113.06	1.00
Reach-1	9026	100_year_Future	9400.00	6401.50	6408.35	6408.35	6411.59	0.007006	14.51	689.59	115.46	1.00
Reach-1	9026	500_year_Future	13000.00	6401.50	6409.78	6409.78	6413.93	0.006905	16.43	859.09	125.01	1.02
Reach-1	8630	2_year_Future	1100.00	6395.50	6397.06	6397.31	6398.15	0.020988	8.36	131.68	105.22	1.31
Reach-1	8630	5_year_Future	2500.00	6395.50	6397.77	6398.40	6400.06	0.024757	12.16	207.45	110.68	1.53
Reach-1	8630	10_year_Future	3700.00	6395.50	6398.26	6399.18	6401.45	0.025497	14.34	283.11	114.59	1.62
Reach-1	8630	25_year_Future	6400.00	6395.50	6399.21	6400.65	6404.10	0.025324	17.80	374.58	119.45	1.70
Reach-1	8630	50_year_Future	7900.00	6395.50	6399.69	6401.38	6405.39	0.024805	19.23	432.19	121.63	1.72
Reach-1	8630	100_year_Future	9400.00	6395.50	6400.14	6402.04	6406.58	0.024210	20.45	487.88	123.91	1.73
Reach-1	8630	500_year_Future	13000.00	6395.50	6401.20	6403.52	6409.05	0.022213	22.64	620.63	128.29	1.72
Reach-1	8263	2_year_Future	1100.00	6387.09	6388.71	6388.81	6389.53	0.033089	7.27	153.54	119.58	1.11
Reach-1	8263	5_year_Future	2500.00	6387.09	6389.81	6389.85	6391.05	0.022717	8.99	289.33	128.39	1.02
Reach-1	8263	10_year_Future	3700.00	6387.09	6390.43	6390.57	6392.12	0.023005	10.53	370.28	132.39	1.06
Reach-1	8263	25_year_Future	6400.00	6387.09	6391.46	6391.93	6394.19	0.025184	13.41	512.40	138.22	1.17
Reach-1	8263	50_year_Future	7900.00	6387.09	6391.94	6392.59	6395.23	0.026620	14.81	576.83	140.42	1.22
Reach-1	8263	100_year_Future	9400.00	6387.09	6392.34	6393.22	6396.24	0.028187	16.13	634.05	142.34	1.28
Reach-1	8263	500_year_Future	13000.00	6387.09	6393.14	6394.57	6398.57	0.032366	19.09	749.27	146.13	1.40
Reach-1	8045	2_year_Future	1100.00	6379.23	6381.79	6380.84	6382.06	0.004873	4.14	267.16	113.77	0.47
Reach-1	8045	5_year_Future	2600.00	6379.23	6383.64	6381.99	6384.11	0.004099	5.53	488.38	127.29	0.47
Reach-1	8045	10_year_Future	3800.00	6379.23	6384.87	6382.75	6385.46	0.003713	6.23	651.24	137.89	0.47
Reach-1	8045	25_year_Future	6600.00	6379.23	6387.34	6384.24	6388.15	0.003120	7.32	991.15	158.84	0.46
Reach-1	8045	50_year_Future	8100.00	6379.23	6388.52	6384.98	6389.43	0.002928	7.77	1153.07	168.63	0.45
Reach-1	8045	100_year_Future	9700.00	6379.23	6389.71	6385.68	6390.70	0.002773	8.20	1315.06	178.61	0.45
Reach-1	8045	500_year_Future	13000.00	6379.23	6393.30	6386.86	6394.26	0.001798	8.06	1808.93	209.06	0.38
Reach-1	7964		Culvert									
Reach-1	7899	2_year_Future	1100.00	6375.09	6377.55	6377.00	6377.95	0.009413	5.08	216.52	108.20	0.63
Reach-1	7899	5_year_Future	2600.00	6375.09	6378.86	6378.20	6379.65	0.010054	7.14	367.73	120.97	0.71
Reach-1	7899	10_year_Future	3800.00	6375.09	6379.81	6378.94	6380.71	0.010588	8.44	459.89	126.04	0.75
Reach-1	7899	25_year_Future	6600.00	6375.09	6380.83	6380.40	6382.73	0.012820	11.12	618.94	134.33	0.86
Reach-1	7899	50_year_Future	8100.00	6375.09	6381.32	6381.10	6383.89	0.014203	12.43	684.33	137.64	0.92
Reach-1	7899	100_year_Future	9700.00	6375.09	6381.88	6381.78	6384.66	0.014755	13.49	760.22	141.44	0.95
Reach-1	7899	500_year_Future	13000.00	6375.09	6383.06	6383.06	6386.52	0.014583	15.07	921.98	149.50	0.98
Reach-1	7560	2_year_Future	1100.00	6369.80	6371.76	6371.75	6372.53	0.031025	7.01	156.87	100.89	0.99
Reach-1	7560	5_year_Future	2600.00	6369.80	6372.94	6372.94	6374.26	0.026696	9.21	283.31	110.93	1.00
Reach-1	7560	10_year_Future	3800.00	6369.80	6373.72	6373.70	6375.36	0.023762	10.35	371.78	114.96	0.99
Reach-1	7560	25_year_Future	6600.00	6369.80	6375.48	6375.20	6377.60	0.017631	11.78	581.42	123.98	0.91
Reach-1	7560	50_year_Future	8100.00	6369.80	6376.41		6378.67	0.015115	12.16	698.86	128.52	0.87
Reach-1	7560	100_year_Future	9700.00	6369.80	6377.37		6379.74	0.013123	12.49	824.70	132.84	0.83
Reach-1	7560	500_year_Future	13000.00	6369.80	6379.31	6377.95	6381.83	0.010237	12.97	1090.37	141.54	0.76
Reach-1	7234	2_year_Future	1100.00	6360.59	6364.45	6364.45	6365.61	0.015304	8.73	148.01	88.35	0.92
Reach-1	7234	5_year_Future	2600.00	6360.59	6366.23	6366.26	6368.10	0.013857	11.56	313.41	97.16	0.95
Reach-1	7234	10_year_Future	3800.00	6360.59	6367.36	6367.36	6369.87	0.013182	13.06	426.04	102.73	0.98
Reach-1	7234	25_year_Future	6600.00	6360.59	6369.48	6369.48	6372.68	0.012535	15.73	654.86	113.05	0.99

HEC-RAS Plan: CC Future River: Cottonwood Creek Reach: Reach-1 (Continued)

Reach	River Sta	Profile	Q Total	Min Ch El	W.S. Elev	Crit W.S.	E.G. Elev	E.G. Slope	Vel Chnl	Flow Area	Top Width	Froude # Chl
			(cfs)	(ft)	(ft)	(ft)	(ft)	(ft/ft)	(ft/s)	(sq ft)	(ft)	
Reach-1	7234	50_year_Future	8100.00	6360.59	6370.44	6370.44	6374.08	0.012389	16.89	765.59	117.54	1.01
Reach-1	7234	100_year_Future	9700.00	6360.59	6371.40	6371.40	6375.45	0.012198	17.96	880.48	122.36	1.01
Reach-1	7234	500_year_Future	13000.00	6360.59	6373.18	6373.18	6378.01	0.011883	19.84	1106.91	131.30	1.03
Reach-1	6819	2_year_Future	1100.00	6347.95	6350.17	6351.12	6353.24	0.077411	14.07	78.77	50.83	1.98
Reach-1	6819	5_year_Future	2600.00	6347.95	6351.34	6352.84	6356.48	0.076094	18.24	146.51	64.44	2.08
Reach-1	6819	10_year_Future	3800.00	6347.95	6352.03	6353.92	6358.46	0.073540	20.43	193.22	71.04	2.11
Reach-1	6819	25_year_Future	6600.00	6347.95	6353.38	6355.98	6362.24	0.061484	24.08	294.02	78.80	2.08
Reach-1	6819	50_year_Future	8100.00	6347.95	6354.04	6356.95	6363.91	0.056659	25.46	347.41	82.46	2.02
Reach-1	6819	100_year_Future	9700.00	6347.95	6354.70	6357.92	6365.54	0.052789	26.74	403.31	86.13	2.00
Reach-1	6819	500_year_Future	13000.00	6347.95	6355.98	6359.73	6368.52	0.046803	28.89	517.35	92.38	1.95
Reach-1	6488	2_year_Future	1100.00	6340.05	6344.63	6344.63	6345.80	0.019713	8.70	127.04	56.67	1.01
Reach-1	6488	5_year_Future	2600.00	6340.05	6346.43	6348.43	6348.33	0.015985	11.12	241.92	68.28	0.99
Reach-1	6488	10_year_Future	3800.00	6340.05	6347.53	6347.53	6349.96	0.014649	12.58	320.25	74.08	0.99
Reach-1	6488	25_year_Future	6600.00	6340.05	6349.60	6349.83	6353.11	0.013584	15.25	493.98	99.77	1.01
Reach-1	6488	50_year_Future	8100.00	6340.05	6350.66	6351.03	6354.49	0.012355	15.99	612.52	119.25	0.99
Reach-1	6488	100_year_Future	9700.00	6340.05	6351.35	6352.14	6355.84	0.013244	17.46	696.63	128.43	1.04
Reach-1	6488	500_year_Future	13000.00	6340.05	6352.46	6353.79	6356.37	0.015166	20.24	846.75	136.38	1.13
Reach-1	6069	2_year_Future	1100.00	6327.64	6330.80	6331.53	6333.28	0.049132	12.65	86.98	37.26	1.46
Reach-1	6069	5_year_Future	2600.00	6327.64	6332.41	6333.77	6336.78	0.055051	16.76	155.15	47.20	1.63
Reach-1	6069	10_year_Future	3800.00	6327.64	6333.35	6335.05	6338.84	0.057038	18.81	202.02	52.96	1.70
Reach-1	6069	25_year_Future	6600.00	6327.64	6335.04	6337.40	6342.69	0.052662	22.22	303.80	67.35	1.72
Reach-1	6069	50_year_Future	8100.00	6327.64	6335.73	6338.50	6344.61	0.052147	24.01	351.72	72.66	1.74
Reach-1	6069	100_year_Future	9700.00	6327.64	6336.64	6339.56	6345.99	0.045594	24.71	421.30	79.74	1.67
Reach-1	6069	500_year_Future	13000.00	6327.64	6338.36	6341.56	6348.49	0.037210	25.94	570.19	93.11	1.57
Reach-1	5570	2_year_Future	1100.00	6317.50	6321.80	6321.80	6323.53	0.027305	10.57	104.07	30.39	1.01
Reach-1	5570	5_year_Future	2600.00	6317.50	6324.56	6324.56	6327.33	0.023011	13.38	197.66	37.27	0.99
Reach-1	5570	10_year_Future	3800.00	6317.50	6326.50	6326.21	6329.70	0.016298	14.42	273.30	40.57	0.93
Reach-1	5570	25_year_Future	6600.00	6317.50	6329.35	6329.35	6334.24	0.018409	17.93	395.27	44.99	0.98
Reach-1	5570	50_year_Future	8100.00	6317.50	6330.84	6330.84	6336.36	0.017491	19.11	463.76	47.29	0.98
Reach-1	5570	100_year_Future	9700.00	6317.50	6332.04	6332.04	6338.54	0.018127	20.75	523.72	55.50	1.01
Reach-1	5570	500_year_Future	13000.00	6317.50	6336.46	6336.46	6341.48	0.010311	19.02	959.82	116.11	0.80
Reach-1	5517	2_year_Future	1100.00	6315.20	6320.44	6318.53	6320.95	0.004722	5.97	213.77	50.08	0.47
Reach-1	5517	5_year_Future	2600.00	6315.20	6323.25	6320.86	6324.31	0.005557	8.72	353.74	54.36	0.55
Reach-1	5517	10_year_Future	3800.00	6315.20	6327.34	6322.19	6328.25	0.002757	8.13	567.04	61.42	0.42
Reach-1	5517	25_year_Future	6600.00	6315.20	6329.38	6325.04	6331.32	0.004816	11.94	681.55	67.70	0.56
Reach-1	5517	50_year_Future	8100.00	6315.20	6331.08	6326.35	6333.29	0.004829	12.92	847.98	72.97	0.58
Reach-1	5517	100_year_Future	9700.00	6315.20	6332.03	6327.64	6334.95	0.005849	14.79	921.36	86.90	0.64
Reach-1	5517	500_year_Future	13000.00	6315.20	6333.28	6330.61	6337.81	0.006269	18.45	1050.03	118.45	0.77
Reach-1	5500		Bridge									
Reach-1	5473	2_year_Future	1100.00	6315.08	6320.00	6318.61	6320.57	0.006696	6.45	199.34	53.50	0.54
Reach-1	5473	5_year_Future	2600.00	6315.08	6322.26	6320.86	6323.56	0.008831	9.79	313.80	58.48	0.67
Reach-1	5473	10_year_Future	3800.00	6315.08	6323.51	6322.04	6325.44	0.010444	11.94	378.12	61.24	0.75
Reach-1	5473	25_year_Future	6600.00	6315.08	6326.01	6324.77	6329.25	0.012284	15.55	510.01	67.82	0.85
Reach-1	5473	50_year_Future	8100.00	6315.08	6327.09	6326.04	6330.78	0.012702	16.91	641.53	70.68	0.88
Reach-1	5473	100_year_Future	9700.00	6315.08	6328.44	6327.34	6332.53	0.012266	17.91	739.49	74.24	0.88
Reach-1	5473	500_year_Future	13000.00	6315.08	6331.60	6329.68	6335.95	0.009984	18.72	995.15	87.68	0.83
Reach-1	5374	2_year_Future	1100.00	6314.56	6318.98		6319.82	0.006801	7.36	149.55	47.31	0.73
Reach-1	5374	5_year_Future	2600.00	6314.56	6321.23		6322.76	0.006327	9.92	266.04	54.94	0.76
Reach-1	5374	10_year_Future	3800.00	6314.56	6322.61		6324.63	0.006169	11.44	344.07	58.73	0.78
Reach-1	5374	25_year_Future	6600.00	6314.56	6325.36		6328.30	0.005695	13.87	516.41	66.34	0.80
Reach-1	5374	50_year_Future	8100.00	6314.56	6326.25	6325.37	6329.90	0.006289	15.48	576.46	68.80	0.85
Reach-1	5374	100_year_Future	9700.00	6314.56	6327.05	6326.52	6331.52	0.006985	17.15	632.61	73.08	0.91
Reach-1	5374	500_year_Future	13000.00	6314.56	6328.73	6328.73	6334.63	0.007703	19.80	767.21	87.24	0.98
Reach-1	4961	2_year_Future	1100.00	6309.50	6313.57	6313.48	6314.96	0.024360	9.45	116.94	40.17	0.96
Reach-1	4961	5_year_Future	2600.00	6309.50	6315.77	6315.77	6318.28	0.021373	12.76	213.54	47.47	0.98
Reach-1	4961	10_year_Future	3800.00	6309.50	6317.29	6317.29	6320.38	0.019031	14.27	289.31	52.49	0.97
Reach-1	4961	25_year_Future	6600.00	6309.50	6320.17	6320.17	6324.42	0.016691	16.94	458.07	68.99	0.96
Reach-1	4961	50_year_Future	8100.00	6309.50	6322.01	6322.01	6326.20	0.013321	17.01	613.66	98.39	0.89
Reach-1	4961	100_year_Future	9700.00	6309.50	6323.69	6323.69	6327.80	0.011283	17.14	801.96	127.93	0.83
Reach-1	4961	500_year_Future	13000.00	6309.50	6325.07	6325.81	6330.35	0.013220	19.85	987.12	138.88	0.92
Reach-1	4500	2_year_Future	1300.00	6303.50	6307.88	6306.77	6308.52	0.009108	6.45	201.43	56.63	0.60
Reach-1	4500	5_year_Future	3000.00	6303.50	6310.55	6308.79	6311.81	0.008020	8.26	363.89	66.16	0.61
Reach-1	4500	10_year_Future	4400.00	6303.50	6312.07	6310.10	6313.48	0.007871	9.56	471.49	77.00	0.62
Reach-1	4500	25_year_Future	7500.00	6303.50	6314.65	6312.50	6316.67	0.007731	11.60	780.70	159.57	0.65
Reach-1	4500	50_year_Future	9200.00	6303.50	6315.43	6314.00	6317.86	0.008638	12.90	909.80	173.00	0.70
Reach-1	4500	100_year_Future	11000.00	6303.50	6316.46	6315.35	6319.10	0.008524	13.63	1096.57	193.79	0.70
Reach-1	4500	500_year_Future	15000.00	6303.50	6318.45	6317.31	6321.38	0.008194	14.84	1538.50	247.36	0.71
Reach-1	4000	2_year_Future	1300.00	6297.50	6302.62		6303.54	0.010843	7.73	173.19	52.14	0.68
Reach-1	4000	5_year_Future	3000.00	6297.50	6304.79	6304.26	6306.59	0.012556	11.06	334.78	96.67	0.78
Reach-1	4000	10_year_Future	4400.00	6297.50	6306.03		6308.36	0.013355	12.87	470.05	120.66	0.83

HEC-RAS Plan: CC Future River: Cottonwood Creek Reach: Reach-1 (Continued)

Reach	River Sta	Profile	Q Total	Min Ch El	W.S. Elev	Crit W.S.	E.G. Elev	E.G. Slope	Vel Chnl	Flow Area	Top Width	Froude # Chl
			(cfs)	(ft)	(ft)		(ft)	(ft/ft)	(ft/s)	(sq ft)	(ft)	
Reach-1	4000	25_year_Future	7500.00	6297.50	6307.87		6311.22	0.015538	16.08	708.92	136.81	0.93
Reach-1	4000	50_year_Future	9200.00	6297.50	6309.19	6309.19	6312.46	0.013416	16.32	894.23	145.05	0.88
Reach-1	4000	100_year_Future	11000.00	6297.50	6310.08	6310.08	6313.68	0.013665	17.37	1025.38	149.79	0.90
Reach-1	4000	500_year_Future	15000.00	6297.50	6311.91	6311.91	6316.06	0.013635	19.15	1308.26	157.90	0.92
Reach-1	3500	2_year_Future	1300.00	6291.50	6295.02	6294.80	6296.09	0.021748	8.28	157.02	59.46	0.90
Reach-1	3500	5_year_Future	3000.00	6291.50	6296.95	6296.74	6298.87	0.020503	10.52	285.62	75.91	0.93
Reach-1	3500	10_year_Future	4400.00	6291.50	6298.01	6297.91	6300.29	0.019844	12.13	375.83	104.39	0.95
Reach-1	3500	25_year_Future	7500.00	6291.50	6300.09	6300.09	6303.02	0.016796	14.05	616.09	122.09	0.93
Reach-1	3500	50_year_Future	9200.00	6291.50	6300.57	6301.01	6304.33	0.019888	15.97	675.55	124.41	1.02
Reach-1	3500	100_year_Future	11000.00	6291.50	6301.41	6301.85	6305.55	0.019385	16.90	781.43	128.45	1.03
Reach-1	3500	500_year_Future	15000.00	6291.50	6303.22	6304.11	6308.18	0.018146	18.62	1039.21	166.16	1.03
Reach-1	3087	2_year_Future	1300.00	6284.15	6289.53	6288.44	6290.08	0.009955	5.97	217.85	74.18	0.61
Reach-1	3087	5_year_Future	3000.00	6284.15	6291.30	6290.37	6292.35	0.011219	8.22	381.82	117.29	0.69
Reach-1	3087	10_year_Future	4400.00	6284.15	6292.21	6291.46	6293.67	0.012349	9.79	500.14	138.65	0.75
Reach-1	3087	25_year_Future	7500.00	6284.15	6293.83	6293.36	6296.02	0.013486	12.24	740.83	159.48	0.82
Reach-1	3087	50_year_Future	9200.00	6284.15	6294.56	6294.14	6297.13	0.014055	13.36	862.99	175.89	0.85
Reach-1	3087	100_year_Future	11000.00	6284.15	6295.32	6295.12	6298.16	0.013999	14.20	999.89	184.02	0.87
Reach-1	3087	500_year_Future	15000.00	6284.15	6296.90	6296.53	6300.25	0.013577	15.69	1306.58	209.10	0.88
Reach-1	2867	2_year_Future	1300.00	6281.50	6285.15	6285.15	6286.56	0.027882	9.56	136.03	48.64	1.01
Reach-1	2867	5_year_Future	3000.00	6281.50	6287.25	6287.25	6288.71	0.025870	9.71	313.84	111.57	0.99
Reach-1	2867	10_year_Future	4400.00	6281.50	6288.11	6288.11	6289.97	0.023525	10.98	412.07	116.13	0.99
Reach-1	2867	25_year_Future	7500.00	6281.50	6289.70	6289.70	6292.31	0.021055	13.09	602.49	123.65	0.99
Reach-1	2867	50_year_Future	9200.00	6281.50	6290.49	6290.49	6293.44	0.019899	13.93	701.60	127.25	0.99
Reach-1	2867	100_year_Future	11000.00	6281.50	6291.26	6291.26	6294.54	0.019087	14.75	800.49	130.74	0.98
Reach-1	2867	500_year_Future	15000.00	6281.50	6292.80	6292.80	6296.77	0.017875	16.30	1007.79	138.74	0.98
Reach-1	2372	2_year_Future	1300.00	6269.50	6273.91	6272.90	6274.56	0.009437	6.51	201.54	60.95	0.62
Reach-1	2372	5_year_Future	3000.00	6269.50	6276.06	6274.88	6277.33	0.009842	9.11	346.53	74.28	0.68
Reach-1	2372	10_year_Future	4400.00	6269.50	6277.97	6276.13	6279.40	0.007602	9.75	500.57	86.75	0.63
Reach-1	2372	25_year_Future	7500.00	6269.50	6282.05	6278.51	6283.55	0.004665	10.21	905.41	111.24	0.53
Reach-1	2372	50_year_Future	9200.00	6269.50	6284.18	6279.65	6285.66	0.003776	10.29	1155.23	123.51	0.49
Reach-1	2372	100_year_Future	11000.00	6269.50	6286.38	6280.74	6287.83	0.003096	10.29	1442.21	136.19	0.46
Reach-1	2372	500_year_Future	15000.00	6269.50	6291.23	6282.90	6292.56	0.002104	10.13	2167.55	165.11	0.39
Reach-1	2079	2_year_Future	1300.00	6265.71	6270.25		6271.21	0.013889	7.87	167.70	53.11	0.75
Reach-1	2079	5_year_Future	3000.00	6265.71	6274.06		6275.09	0.005768	8.32	405.63	71.37	0.54
Reach-1	2079	10_year_Future	4400.00	6265.71	6276.50		6277.65	0.004434	8.86	593.92	82.95	0.50
Reach-1	2079	25_year_Future	7500.00	6265.71	6281.08		6282.37	0.003147	9.66	1031.90	107.37	0.45
Reach-1	2079	50_year_Future	9200.00	6265.71	6283.36		6284.68	0.002724	9.92	1288.54	118.45	0.43
Reach-1	2079	100_year_Future	11000.00	6265.71	6285.67		6287.00	0.002371	10.10	1575.74	129.73	0.41
Reach-1	2079	500_year_Future	15000.00	6265.71	6290.70		6291.98	0.001770	10.21	2287.30	152.92	0.37
Reach-1	1946	2_year_Future	1300.00	6262.99	6270.25	6266.26	6270.45	0.001200	3.60	381.40	63.36	0.25
Reach-1	1946	5_year_Future	3000.00	6262.99	6274.04	6268.26	6274.45	0.001364	5.20	635.37	71.58	0.28
Reach-1	1946	10_year_Future	4400.00	6262.99	6276.49	6269.59	6277.05	0.001417	6.10	826.72	85.15	0.30
Reach-1	1946	25_year_Future	7500.00	6262.99	6281.07	6272.08	6281.86	0.001378	7.38	1225.58	106.64	0.31
Reach-1	1946	50_year_Future	9200.00	6262.99	6283.33	6273.28	6284.21	0.001339	7.89	1423.14	132.00	0.31
Reach-1	1946	100_year_Future	11000.00	6262.99	6285.62	6274.40	6286.60	0.001291	8.34	1623.77	147.03	0.31
Reach-1	1946	500_year_Future	15000.00	6262.99	6290.58	6277.14	6291.73	0.001166	9.07	2057.94	184.88	0.31
Reach-1	1881		Culvert									
Reach-1	1808	2_year_Future	1300.00	6258.65	6262.01	6262.01	6263.29	0.025572	9.10	144.10	56.67	0.98
Reach-1	1808	5_year_Future	3000.00	6258.65	6263.97	6263.97	6266.20	0.021333	12.01	256.97	58.13	0.98
Reach-1	1808	10_year_Future	4400.00	6258.65	6265.26	6265.26	6268.17	0.019921	13.70	333.60	59.11	0.99
Reach-1	1808	25_year_Future	7500.00	6258.65	6267.80	6267.80	6271.89	0.017645	16.32	484.98	60.99	0.99
Reach-1	1808	50_year_Future	9200.00	6258.65	6268.99	6268.99	6273.69	0.017074	17.53	557.95	61.87	0.99
Reach-1	1808	100_year_Future	11000.00	6258.65	6270.22	6270.22	6275.48	0.016320	18.56	634.46	62.79	0.99
Reach-1	1808	500_year_Future	15000.00	6258.65	6272.87	6272.87	6279.13	0.015303	20.59	790.82	64.61	0.99
Reach-1	1672	2_year_Future	1300.00	6255.48	6260.64	6259.14	6261.00	0.004052	4.81	271.23	78.36	0.45
Reach-1	1672	5_year_Future	3000.00	6255.48	6262.88	6260.76	6263.57	0.004340	6.68	454.98	85.40	0.50
Reach-1	1672	10_year_Future	4400.00	6255.48	6264.46	6261.85	6265.35	0.003999	7.58	597.21	94.70	0.50
Reach-1	1672	25_year_Future	7500.00	6255.48	6267.06	6263.84	6268.40	0.004012	9.35	863.19	110.35	0.53
Reach-1	1672	50_year_Future	9200.00	6255.48	6268.33	6264.73	6269.87	0.003939	10.07	1008.72	118.05	0.54
Reach-1	1672	100_year_Future	11000.00	6255.48	6269.61	6265.64	6271.34	0.003832	10.69	1184.81	125.21	0.54
Reach-1	1672	500_year_Future	15000.00	6255.48	6272.09	6267.67	6274.20	0.003721	11.92	1484.79	133.14	0.55
Reach-1	1634		Bridge									
Reach-1	1592	2_year_Future	1300.00	6252.61	6256.42	6256.26	6257.35	0.018593	7.72	168.32	74.12	0.90
Reach-1	1592	5_year_Future	3000.00	6252.61	6258.48	6257.91	6259.80	0.011907	9.20	327.92	80.60	0.80
Reach-1	1592	10_year_Future	4400.00	6252.61	6260.30	6258.96	6261.64	0.007902	9.30	479.55	86.87	0.68
Reach-1	1592	25_year_Future	7500.00	6252.61	6262.72	6260.95	6264.62	0.007056	11.11	707.20	101.46	0.68
Reach-1	1592	50_year_Future	9200.00	6252.61	6263.82	6261.91	6266.01	0.006898	11.95	822.90	108.13	0.69
Reach-1	1592	100_year_Future	11000.00	6252.61	6264.86	6262.87	6267.35	0.006852	12.78	938.51	114.40	0.70
Reach-1	1592	500_year_Future	15000.00	6252.61	6266.59	6264.78	6269.89	0.007458	14.78	1145.15	124.72	0.75

HEC-RAS Plan: CC Future River: Cottonwood Creek Reach: Reach-1 (Continued)

Reach	River Sta	Profile	Q Total	Min Ch El	W.S. Elev	Crit W.S.	E.G. Elev	E.G. Slope	Vel Chnl	Flow Area	Top Width	Froude # Chl
			(cfs)	(ft)	(ft)	(ft)	(ft)	(ft/ft)	(ft/s)	(sq ft)	(ft)	
Reach-1	1342	2_year_Future	1300.00	6249.56	6253.55	6252.60	6254.23	0.008402	5.60	196.91	59.34	0.64
Reach-1	1342	5_year_Future	3000.00	6249.56	6255.28	6254.57	6256.78	0.011779	9.64	306.05	67.93	0.80
Reach-1	1342	10_year_Future	4400.00	6249.56	6255.81	6255.81	6258.41	0.017885	12.95	343.31	71.26	1.00
Reach-1	1342	25_year_Future	7500.00	6249.56	6258.12	6258.12	6261.65	0.015011	15.15	529.36	93.06	0.97
Reach-1	1342	50_year_Future	9200.00	6249.56	6259.28	6259.28	6263.15	0.013729	15.94	646.66	109.23	0.95
Reach-1	1342	100_year_Future	11000.00	6249.56	6260.41	6260.41	6264.57	0.012739	16.65	778.47	125.79	0.94
Reach-1	1342	500_year_Future	15000.00	6249.56	6262.64	6262.64	6267.25	0.011108	17.83	1098.02	157.56	0.91
Reach-1	913	2_year_Future	1300.00	6245.34	6247.57	6247.57	6248.39	0.025548	7.28	178.62	109.82	1.01
Reach-1	913	5_year_Future	3000.00	6245.34	6248.81	6248.80	6250.17	0.020696	9.37	322.80	122.63	0.99
Reach-1	913	10_year_Future	4400.00	6245.34	6250.07	6249.62	6251.43	0.012655	9.39	485.24	135.96	0.82
Reach-1	913	25_year_Future	7500.00	6245.34	6253.18	6251.16	6254.33	0.005114	8.74	953.93	160.41	0.58
Reach-1	913	50_year_Future	9200.00	6245.34	6256.91	6251.87	6257.58	0.001774	6.81	1588.91	181.62	0.36
Reach-1	913	100_year_Future	11000.00	6245.34	6257.67	6252.58	6258.49	0.002005	7.57	1728.98	188.66	0.39
Reach-1	913	500_year_Future	15000.00	6245.34	6258.95	6253.99	6260.16	0.002585	9.21	1980.37	205.95	0.45
Reach-1	812	2_year_Future	1300.00	6243.37	6246.92	6245.61	6247.12	0.003177	3.59	368.17	144.75	0.39
Reach-1	812	5_year_Future	3000.00	6243.37	6248.63	6246.72	6249.02	0.003202	5.01	625.94	156.75	0.42
Reach-1	812	10_year_Future	4400.00	6243.37	6250.00	6247.48	6250.46	0.002741	5.55	846.65	166.34	0.41
Reach-1	812	25_year_Future	7500.00	6243.37	6253.22	6248.85	6253.74	0.001715	5.90	1403.39	189.72	0.35
Reach-1	812	50_year_Future	9200.00	6243.37	6256.95	6249.50	6257.31	0.000773	5.00	2084.72	228.80	0.25
Reach-1	812	100_year_Future	11000.00	6243.37	6257.72	6250.18	6258.18	0.000901	5.61	2231.98	236.76	0.27
Reach-1	812	500_year_Future	15000.00	6243.37	6259.03	6251.55	6259.73	0.001212	6.92	2488.18	249.83	0.32
Reach-1	759		Bridge									
Reach-1	709	2_year_Future	1300.00	6243.28	6245.52	6245.52	6246.27	0.024599	6.94	187.38	121.22	0.98
Reach-1	709	5_year_Future	3000.00	6243.28	6247.80	6246.63	6248.37	0.006050	6.09	499.83	141.84	0.56
Reach-1	709	10_year_Future	4400.00	6243.28	6249.33	6247.34	6249.94	0.004019	6.27	720.60	146.61	0.49
Reach-1	709	25_year_Future	7500.00	6243.28	6252.76	6248.77	6253.38	0.002110	6.37	1240.91	157.28	0.38
Reach-1	709	50_year_Future	9200.00	6243.28	6256.68	6249.43	6257.10	0.000886	5.30	1910.73	192.39	0.26
Reach-1	709	100_year_Future	11000.00	6243.28	6257.41	6250.08	6257.94	0.001038	5.96	2050.04	203.97	0.29
Reach-1	709	500_year_Future	15000.00	6243.28	6258.61	6251.44	6259.43	0.001420	7.38	2284.12	223.20	0.34
Reach-1	686	2_year_Future	1300.00	6240.70	6245.52	6243.69	6245.74	0.003376	3.76	345.74	126.61	0.40
Reach-1	686	5_year_Future	3000.00	6240.70	6247.84	6245.21	6248.18	0.002341	4.70	653.88	139.78	0.37
Reach-1	686	10_year_Future	4400.00	6240.70	6249.36	6246.16	6249.78	0.002076	5.27	873.07	148.34	0.36
Reach-1	686	25_year_Future	7500.00	6240.70	6252.77	6247.62	6253.28	0.001454	5.82	1404.49	163.10	0.32
Reach-1	686	50_year_Future	9200.00	6240.70	6256.68	6248.32	6257.06	0.000702	5.04	2075.55	180.01	0.24
Reach-1	686	100_year_Future	11000.00	6240.70	6257.41	6249.03	6257.89	0.000843	5.72	2209.01	186.31	0.26
Reach-1	686	500_year_Future	15000.00	6240.70	6258.61	6250.46	6259.37	0.001194	7.17	2439.02	196.98	0.32
Reach-1	629		Bridge									
Reach-1	566	2_year_Future	1300.00	6240.58	6243.91	6243.57	6244.60	0.017732	6.65	195.48	89.22	0.79
Reach-1	566	5_year_Future	3000.00	6240.58	6247.03	6245.09	6247.49	0.004706	5.44	559.44	135.88	0.46
Reach-1	566	10_year_Future	4400.00	6240.58	6248.68	6246.00	6249.19	0.003446	5.76	791.52	145.28	0.41
Reach-1	566	25_year_Future	7500.00	6240.58	6252.30	6247.50	6252.85	0.002016	6.03	1347.54	161.58	0.34
Reach-1	566	50_year_Future	9200.00	6240.58	6256.41	6248.20	6256.79	0.000892	5.08	2047.79	179.34	0.24
Reach-1	566	100_year_Future	11000.00	6240.58	6257.10	6248.90	6257.59	0.001077	5.77	2173.84	184.62	0.27
Reach-1	566	500_year_Future	15000.00	6240.58	6258.21	6250.32	6258.99	0.001551	7.27	2383.84	194.47	0.32
Reach-1	558	2_year_Future	1300.00	6238.37	6243.95	6242.11	6244.42	0.005522	5.71	267.17	78.44	0.46
Reach-1	558	5_year_Future	3000.00	6238.37	6246.53	6244.53	6247.34	0.005767	7.77	511.38	98.39	0.50
Reach-1	558	10_year_Future	4400.00	6238.37	6247.84	6245.74	6248.97	0.006656	9.31	642.40	101.49	0.56
Reach-1	558	25_year_Future	7500.00	6238.37	6251.11	6247.85	6252.55	0.005866	10.80	986.72	110.08	0.55
Reach-1	558	50_year_Future	9200.00	6238.37	6255.63	6248.86	6256.60	0.002702	9.08	1528.13	129.35	0.39
Reach-1	558	100_year_Future	11000.00	6238.37	6256.03	6249.84	6257.33	0.003534	10.55	1579.88	131.04	0.45
Reach-1	558	500_year_Future	15000.00	6238.37	6256.05	6251.60	6258.47	0.006538	14.36	1582.95	131.14	0.62
Reach-1	523		Bridge									
Reach-1	477	2_year_Future	1300.00	6236.87	6241.89	6240.64	6242.49	0.005524	6.43	244.48	78.34	0.55
Reach-1	477	5_year_Future	3000.00	6236.87	6244.33	6242.95	6245.33	0.005449	8.64	488.99	106.42	0.59
Reach-1	477	10_year_Future	4400.00	6236.87	6245.85	6244.13	6247.10	0.005386	9.84	650.58	108.69	0.61
Reach-1	477	25_year_Future	7500.00	6236.87	6248.61	6246.22	6250.35	0.005334	11.88	956.28	112.80	0.63
Reach-1	477	50_year_Future	9200.00	6236.87	6252.04	6247.19	6253.40	0.003006	10.69	1359.45	123.40	0.50
Reach-1	477	100_year_Future	11000.00	6236.87	6252.74	6248.14	6254.48	0.003617	12.11	1447.16	125.79	0.55
Reach-1	477	500_year_Future	15000.00	6236.87	6255.00	6250.68	6257.30	0.004060	14.08	1739.71	133.44	0.60
Reach-1	373	2_year_Future	1300.00	6235.48	6241.22	6239.69	6241.82	0.007569	6.19	209.88	64.21	0.60
Reach-1	373	5_year_Future	3000.00	6235.48	6243.75	6242.07	6244.73	0.005890	7.96	394.17	80.66	0.58
Reach-1	373	10_year_Future	4400.00	6235.48	6245.22	6243.31	6246.51	0.005836	9.21	517.75	88.40	0.60
Reach-1	373	25_year_Future	7500.00	6235.48	6247.86	6245.55	6249.74	0.005723	11.23	770.10	102.41	0.63
Reach-1	373	50_year_Future	9200.00	6235.48	6251.78	6246.62	6253.07	0.002624	9.50	1211.83	123.16	0.45
Reach-1	373	100_year_Future	11000.00	6235.48	6252.40	6247.67	6254.11	0.003283	10.90	1294.93	147.52	0.51
Reach-1	373	500_year_Future	15000.00	6235.48	6254.69	6249.75	6256.83	0.003471	12.41	1701.12	163.62	0.54
Reach-1	346		Bridge									
Reach-1	313	2_year_Future	1300.00	6235.32	6239.53	6239.53	6240.99	0.021075	9.69	134.11	44.94	0.99

HEC-RAS Plan: CC Future River: Cottonwood Creek Reach: Reach-1 (Continued)

Reach	River Sta	Profile	Q Total	Min Ch El	W.S. Elev	Crit W.S.	E.G. Elev	E.G. Slope	Vel Chnl	Flow Area	Top Width	Froude # Chl
			(cfs)	(ft)	(ft)	(ft)	(ft)	(ft/ft)	(ft/s)	(sq ft)	(ft)	
Reach-1	313	5_year_Future	3000.00	6235.32	6241.92	6241.92	6243.90	0.018685	11.29	267.61	70.12	0.98
Reach-1	313	10_year_Future	4400.00	6235.32	6243.14	6243.14	6245.63	0.016771	12.71	357.92	78.24	0.97
Reach-1	313	25_year_Future	7500.00	6235.32	6245.39	6245.39	6248.79	0.014517	14.97	547.42	90.16	0.96
Reach-1	313	50_year_Future	9200.00	6235.32	6246.45	6246.45	6250.28	0.013859	15.96	645.79	95.77	0.96
Reach-1	313	100_year_Future	11000.00	6235.32	6247.49	6247.49	6251.73	0.013261	16.85	749.05	101.32	0.95
Reach-1	313	500_year_Future	15000.00	6235.32	6249.63	6249.63	6254.61	0.012184	18.45	977.30	112.62	0.95
Reach-1	110	2_year_Future	1300.00	6235.69	6238.13	6237.11	6238.28	0.004002	3.10	426.66	215.68	0.38
Reach-1	110	5_year_Future	3000.00	6235.69	6239.46	6237.94	6239.74	0.004001	4.29	766.10	279.80	0.41
Reach-1	110	10_year_Future	4400.00	6235.69	6240.30	6238.51	6240.68	0.004001	4.96	1007.12	295.36	0.42
Reach-1	110	25_year_Future	7500.00	6235.69	6241.80	6239.60	6242.32	0.004004	6.06	1459.99	308.99	0.44
Reach-1	110	50_year_Future	9200.00	6235.69	6242.50	6240.08	6243.11	0.004001	6.54	1680.08	314.88	0.45
Reach-1	110	100_year_Future	11000.00	6235.69	6243.19	6240.58	6243.88	0.004000	6.99	1899.19	321.33	0.46
Reach-1	110	500_year_Future	15000.00	6235.69	6244.56	6241.50	6245.42	0.004000	7.86	2350.22	334.70	0.47

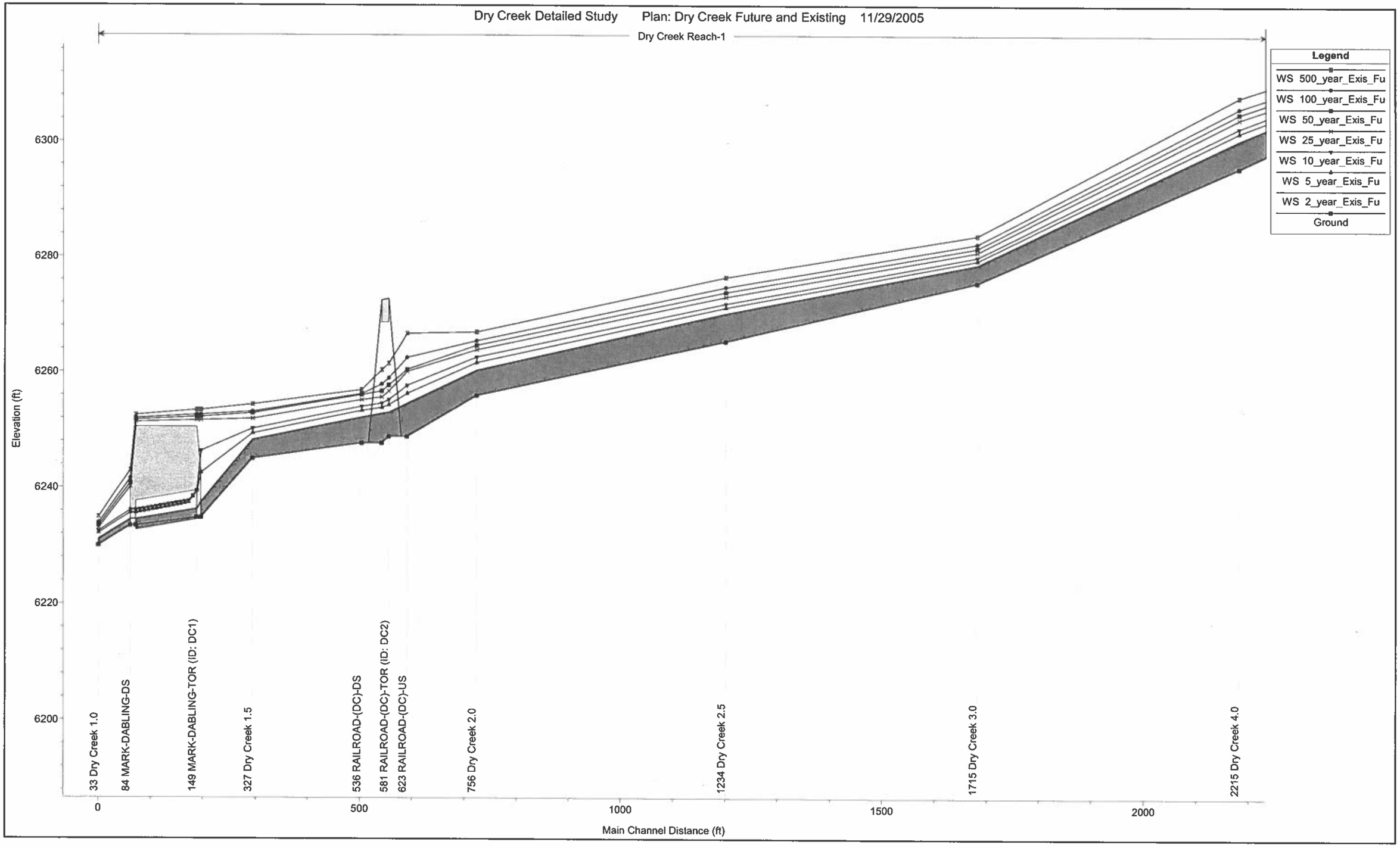
Dry Creek Detailed Study
Plan: Dry Creek Future and Existing 11/29/2005
Dry Creek Reach-1
Legend
WS 500_year_Exis_Fu
WS 100_year_Exis_Fu
WS 50_year_Exis_Fu
WS 25_year_Exis_Fu
WS 10_year_Exis_Fu
WS 5_year_Exis_Fu
WS 2_year_Exis_Fu
Ground
Elevation (ft)
6300
6280
6260
6240
6220
6200
33 Dry Creek 1.0
84 MARK-DABLING-DS
149 MARK-DABLING-TOR (ID: DC1)
327 Dry Creek 1.5
536 RAILROAD-(DC)-DS
581 RAILROAD-(DC)-TOR (ID: DC2)
623 RAILROAD-(DC)-US
756 Dry Creek 2.0
1234 Dry Creek 2.5
1715 Dry Creek 3.0
2215 Dry Creek 4.0
0
500
1000
1500
2000
Main Channel Distance (ft)

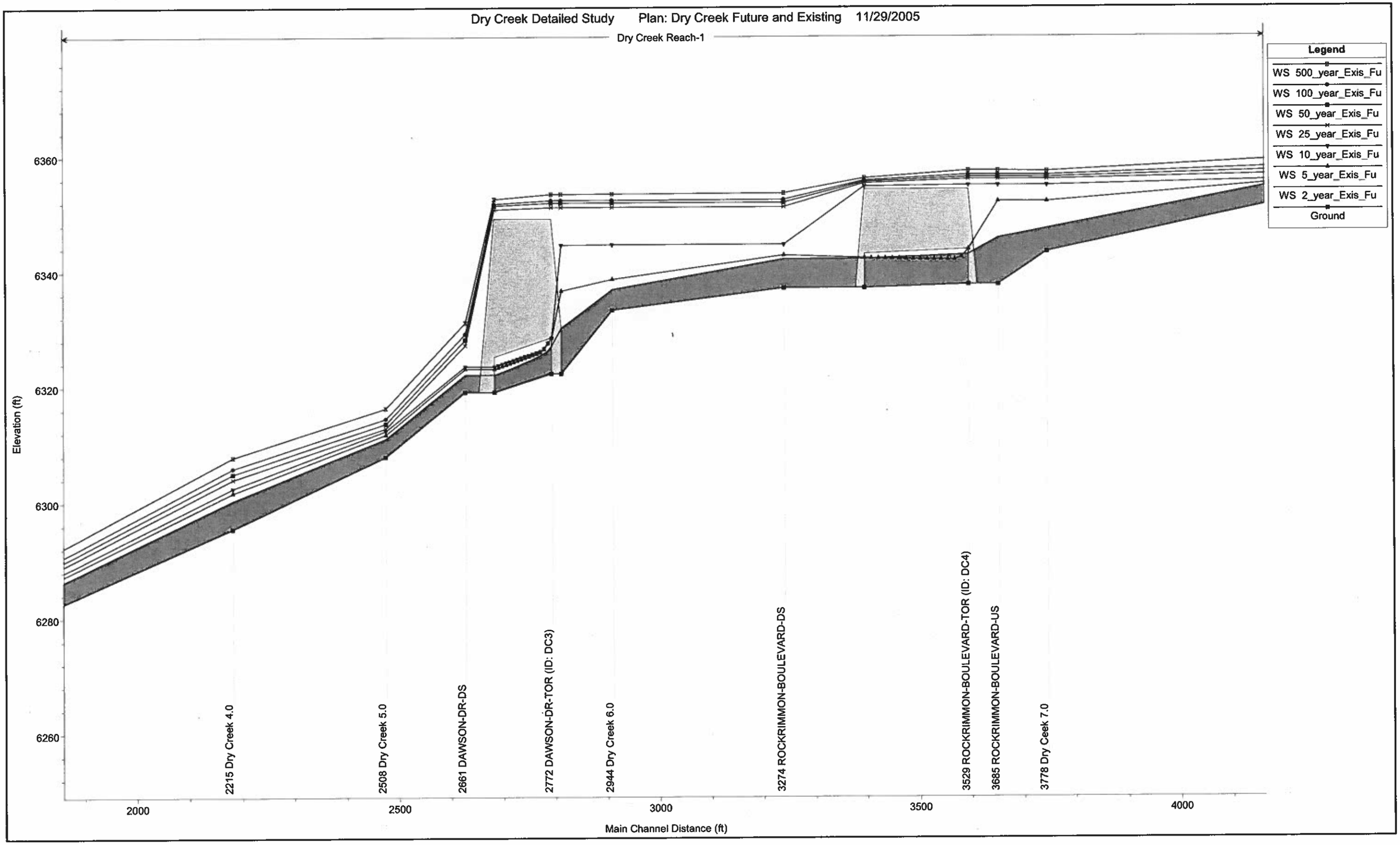
Dry Creek Detailed Study Plan: Dry Creek Future and Existing 11/29/2005
Dry Creek Reach-1
Legend
WS 500_year_Exis_Fu
WS 100_year_Exis_Fu
WS 50_year_Exis_Fu
WS 25_year_Exis_Fu
WS 10_year_Exis_Fu
WS 5_year_Exis_Fu
WS 2_year_Exis_Fu
Ground
Elevation (ft)
6360
6340
6320
6300
6280
6260
2215 Dry Creek 4.0
2508 Dry Creek 5.0
2661 DAWSON-DR-DS
2772 DAWSON-DR-TOR (ID: DC3)
2944 Dry Creek 6.0
3274 ROCKRIMMON-BOULEVARD-DS
3529 ROCKRIMMON-BOULEVARD-TOR (ID: DC4)
3685 ROCKRIMMON-BOULEVARD-US
3778 Dry Ceek 7.0
2000
2500
3000
3500
4000
Main Channel Distance (ft)

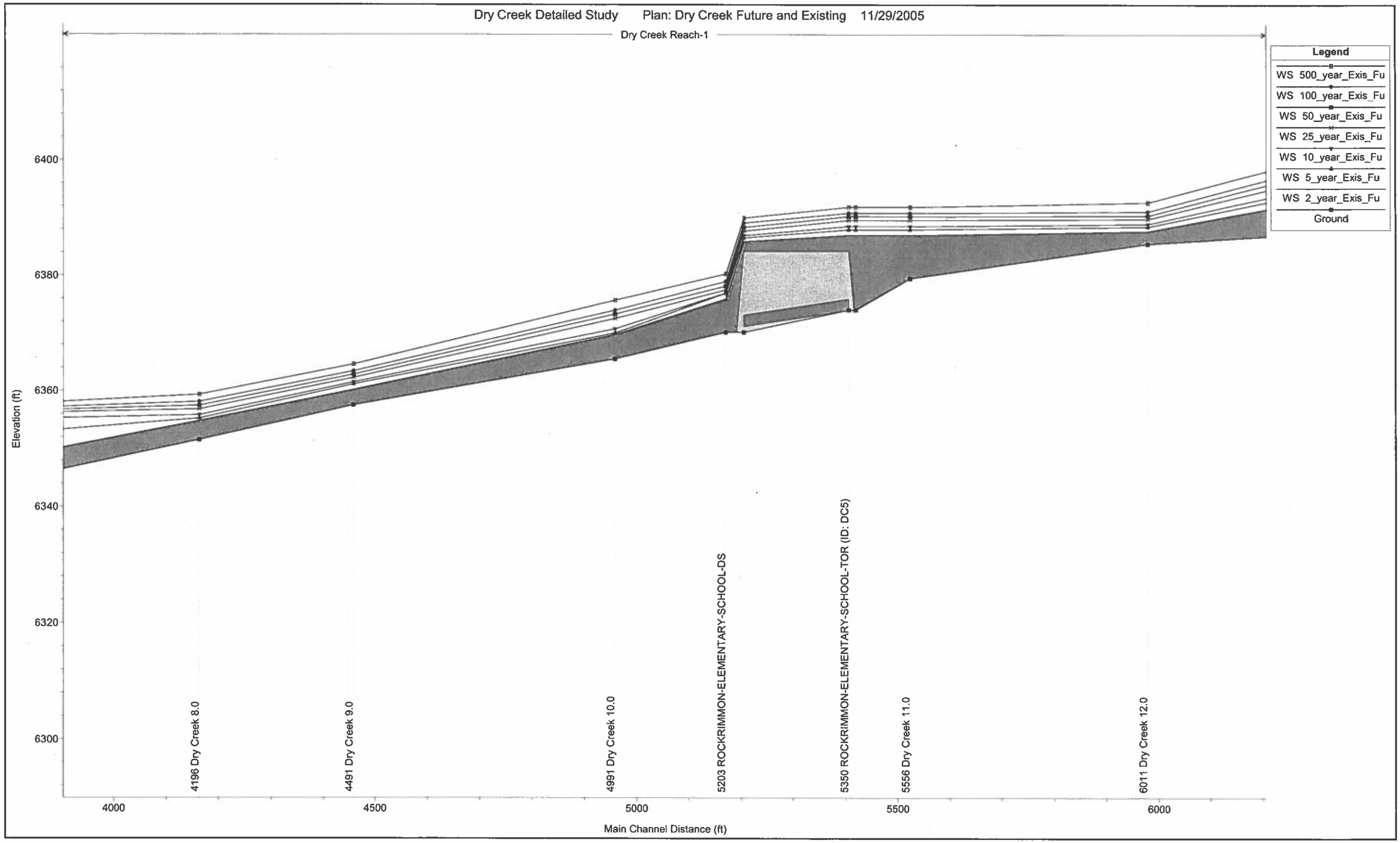
Dry Creek Detailed Study Plan: Dry Creek Future and Existing 11/29/2005
Dry Creek Reach-1
Legend
WS 500_year_Exis_Fu
WS 100_year_Exis_Fu
WS 50_year_Exis_Fu
WS 25_year_Exis_Fu
WS 10_year_Exis_Fu
WS 5_year_Exis_Fu
WS 2_year_Exis_Fu
Ground
Elevation (ft)
6400
6380
6360
6340
6320
6300
4196 Dry Creek 8.0
4491 Dry Creek 9.0
4991 Dry Creek 10.0
5203 ROCKRIMMON-ELEMENTARY-SCHOOL-DS
5350 ROCKRIMMON-ELEMENTARY-SCHOOL-TOR (ID: DC5)
5556 Dry Creek 11.0
6011 Dry Creek 12.0
4000
4500
5000
5500
6000
Main Channel Distance (ft)

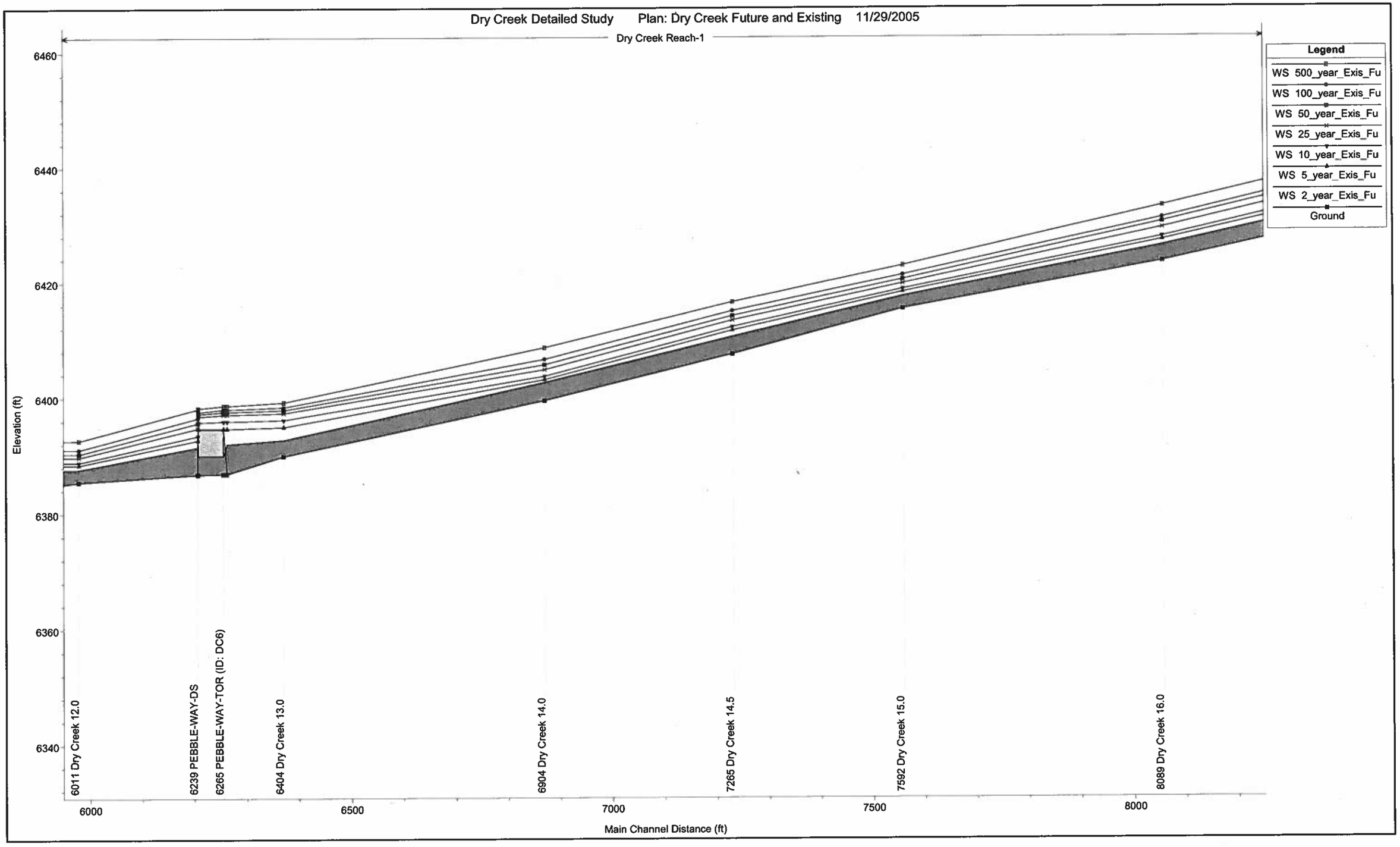
Dry Creek Detailed Study Plan: Dry Creek Future and Existing 11/29/2005
Dry Creek Reach-1
Legend
WS 500_year_Exis_Fu
WS 100_year_Exis_Fu
WS 50_year_Exis_Fu
WS 25_year_Exis_Fu
WS 10_year_Exis_Fu
WS 5_year_Exis_Fu
WS 2_year_Exis_Fu
Ground
Elevation (ft)
6460
6440
6420
6400
6380
6360
6340
6011 Dry Creek 12.0
6239 PEBBLE-WAY-DS
6265 PEBBLE-WAY-TOR (ID: DC6)
6404 Dry Creek 13.0
6904 Dry Creek 14.0
7265 Dry Creek 14.5
7592 Dry Creek 15.0
8089 Dry Creek 16.0
6000
6500
7000
7500
8000
Main Channel Distance (ft)

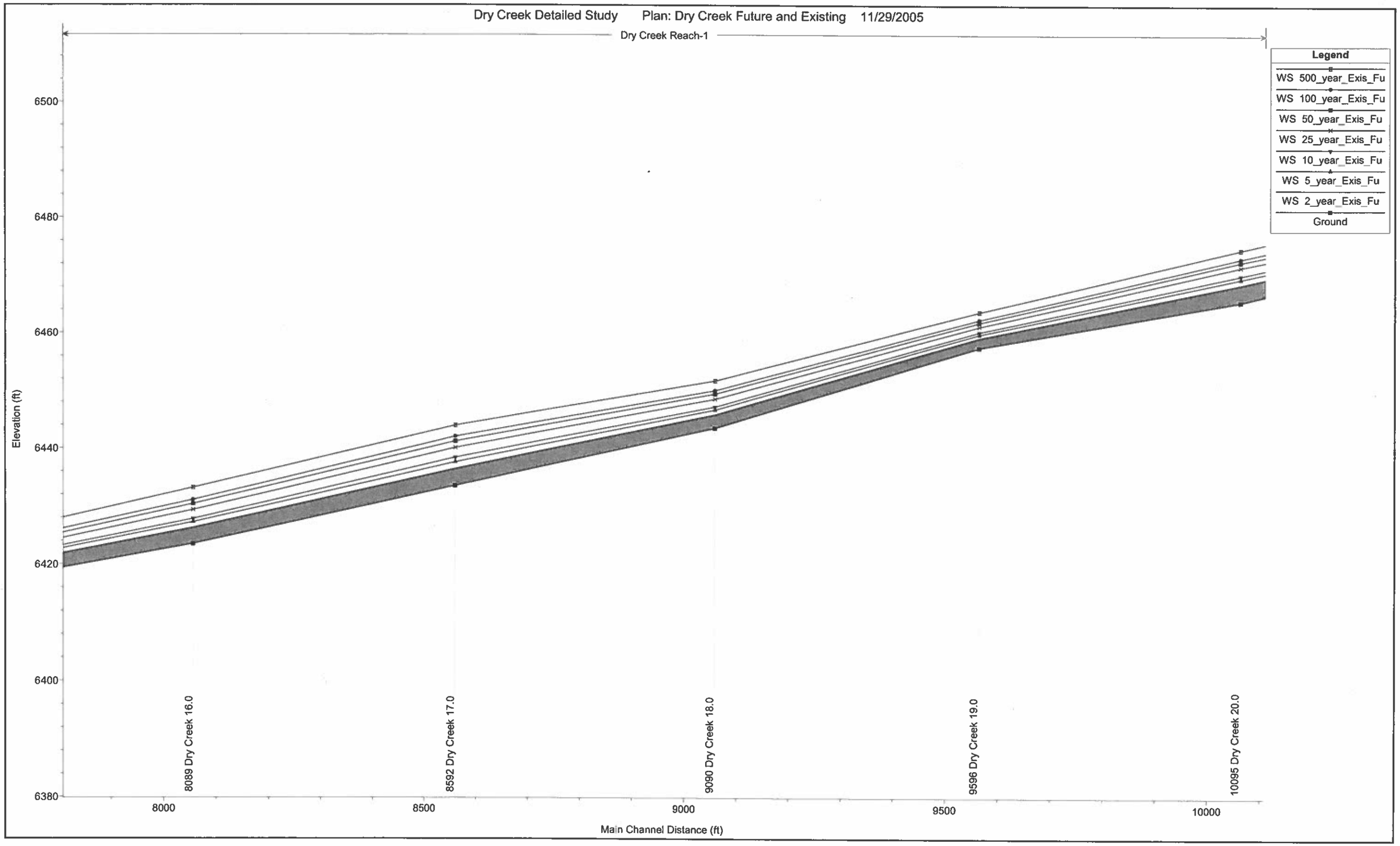
Dry Creek Detailed Study Plan: Dry Creek Future and Existing 11/29/2005
Dry Creek Reach-1
Legend
WS 500_year_Exis_Fu
WS 100_year_Exis_Fu
WS 50_year_Exis_Fu
WS 25_year_Exis_Fu
WS 10_year_Exis_Fu
WS 5_year_Exis_Fu
WS 2_year_Exis_Fu
Ground
Elevation (ft)
6500
6480
6460
6440
6420
6400
6380
8089 Dry Creek 16.0
8592 Dry Creek 17.0
9090 Dry Creek 18.0
9596 Dry Creek 19.0
10095 Dry Creek 20.0
8000
8500
9000
9500
10000
Main Channel Distance (ft)

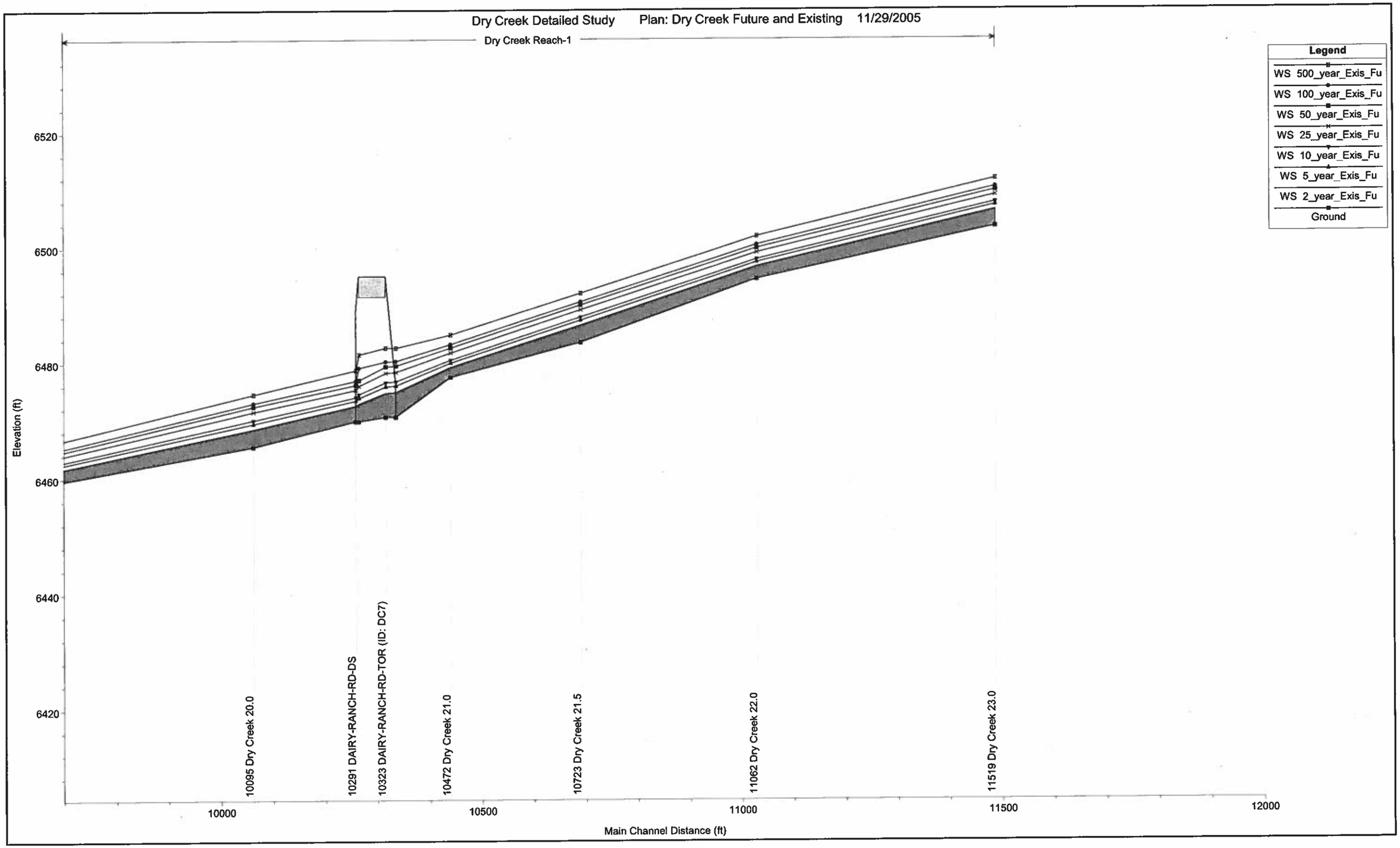
Dry Creek Detailed Study
Plan: Dry Creek Future and Existing 11/29/2005
Dry Creek Reach-1
Legend
WS 500_year_Exis_Fu
WS 100_year_Exis_Fu
WS 50_year_Exis_Fu
WS 25_year_Exis_Fu
WS 10_year_Exis_Fu
WS 5_year_Exis_Fu
WS 2_year_Exis_Fu
Ground
Elevation (ft)
6520
6500
6480
6460
6440
6420
10095 Dry Creek 20.0
10291 DAIRY-RANCH-RD-DS
10323 DAIRY-RANCH-RD-TOR (ID: DC7)
10472 Dry Creek 21.0
10723 Dry Creek 21.5
11062 Dry Creek 22.0
11519 Dry Creek 23.0
10000
10500
11000
11500
12000
Main Channel Distance (ft)

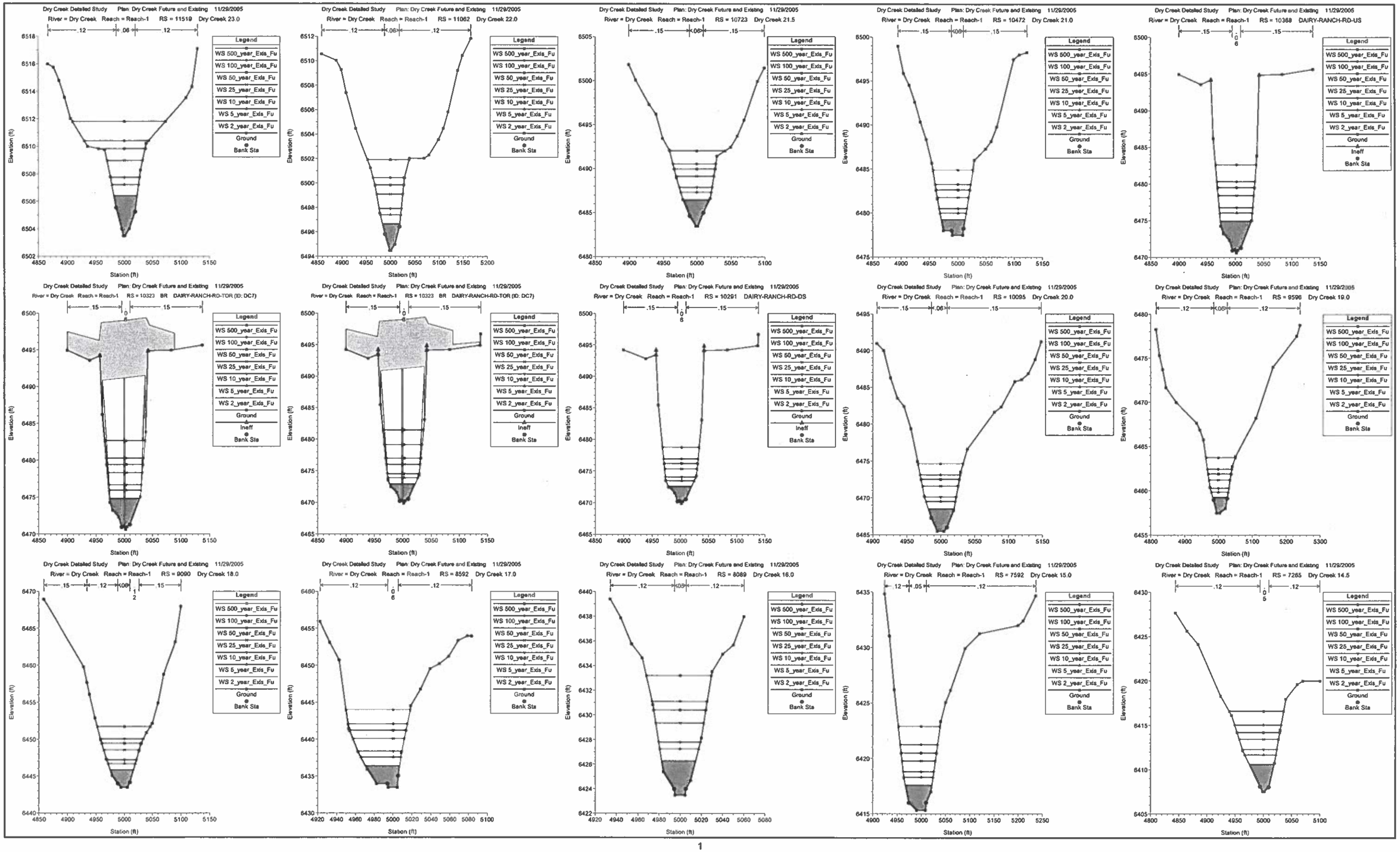
Dry Creek Detailed Study Plan: Dry Creek Future and Existing 11/29/2005
River = Dry Creek Reach = Reach-1 RS = 11519 Dry Creek 23.0
River = Dry Creek Reach = Reach-1 RS = 11062 Dry Creek 22.0
River = Dry Creek Reach = Reach-1 RS = 10723 Dry Creek 21.5
River = Dry Creek Reach = Reach-1 RS = 10472 Dry Creek 21.0
River = Dry Creek Reach = Reach-1 RS = 10368 DAIRY-RANCH-RD-US
River = Dry Creek Reach = Reach-1 RS = 10323 BR DAIRY-RANCH-RD-TOR (ID: DC7)
River = Dry Creek Reach = Reach-1 RS = 10291 DAIRY-RANCH-RD-DS
River = Dry Creek Reach = Reach-1 RS = 10095 Dry Creek 20.0
River = Dry Creek Reach = Reach-1 RS = 9596 Dry Creek 19.0
River = Dry Creek Reach = Reach-1 RS = 9090 Dry Creek 18.0
River = Dry Creek Reach = Reach-1 RS = 8592 Dry Creek 17.0
River = Dry Creek Reach = Reach-1 RS = 8089 Dry Creek 16.0
River = Dry Creek Reach = Reach-1 RS = 7592 Dry Creek 15.0
River = Dry Creek Reach = Reach-1 RS = 7265 Dry Creek 14.5
Legend
WS 500_year_Exds_Fu
WS 100_year_Exds_Fu
WS 50_year_Exds_Fu
WS 25_year_Exds_Fu
WS 10_year_Exds_Fu
WS 5_year_Exds_Fu
WS 2_year_Exds_Fu
Ground
Ineff
Bank Sta
Elevation (ft)
Station (ft)

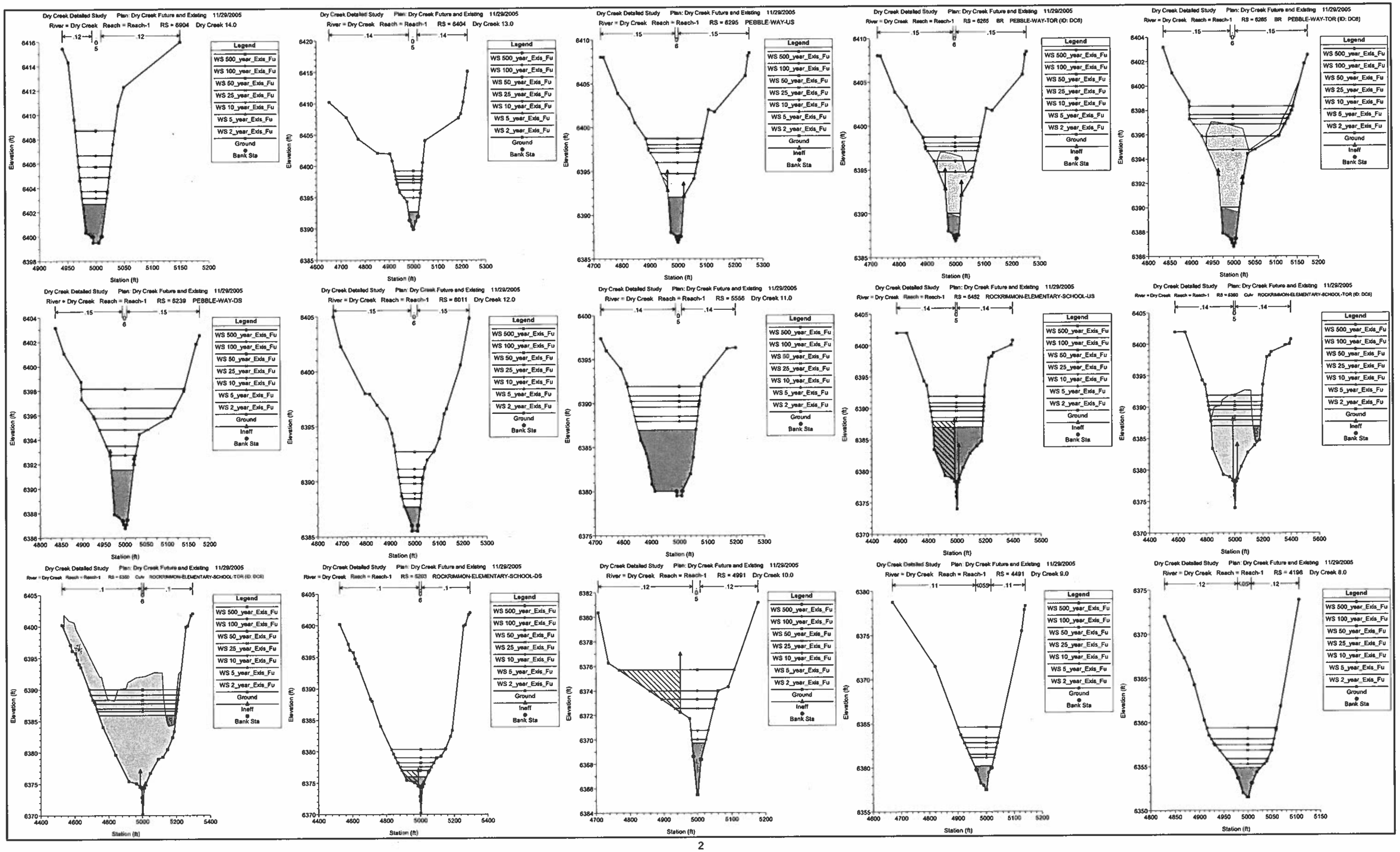
Dry Creek Detailed Study Plan: Dry Creek Future and Existing 11/29/2005
River = Dry Creek Reach = Reach-1 RS = 6904 Dry Creek 14.0
River = Dry Creek Reach = Reach-1 RS = 6404 Dry Creek 13.0
River = Dry Creek Reach = Reach-1 RS = 6295 PEBBLE-WAY-US
River = Dry Creek Reach = Reach-1 RS = 6265 BR PEBBLE-WAY-TOR (ID: DC8)
River = Dry Creek Reach = Reach-1 RS = 6285 BR PEBBLE-WAY-TOR (ID: DC8)
River = Dry Creek Reach = Reach-1 RS = 6239 PEBBLE-WAY-DS
River = Dry Creek Reach = Reach-1 RS = 6011 Dry Creek 12.0
River = Dry Creek Reach = Reach-1 RS = 5556 Dry Creek 11.0
River = Dry Creek Reach = Reach-1 RS = 5452 ROCKRIMMON-ELEMENTARY-SCHOOL-US
River = Dry Creek Reach = Reach-1 RS = 5360 Culv ROCKRIMMON-ELEMENTARY-SCHOOL-TOR (ID: DC8)
River = Dry Creek Reach = Reach-1 RS = 5203 ROCKRIMMON-ELEMENTARY-SCHOOL-DS
River = Dry Creek Reach = Reach-1 RS = 4991 Dry Creek 10.0
River = Dry Creek Reach = Reach-1 RS = 4491 Dry Creek 9.0
River = Dry Creek Reach = Reach-1 RS = 4196 Dry Creek 8.0
Legend
WS 500_year_Exis_Fu
WS 100_year_Exis_Fu
WS 50_year_Exis_Fu
WS 25_year_Exis_Fu
WS 10_year_Exis_Fu
WS 5_year_Exis_Fu
WS 2_year_Exis_Fu
Ground
Ineff
Bank Sta
Elevation (ft)
Station (ft)

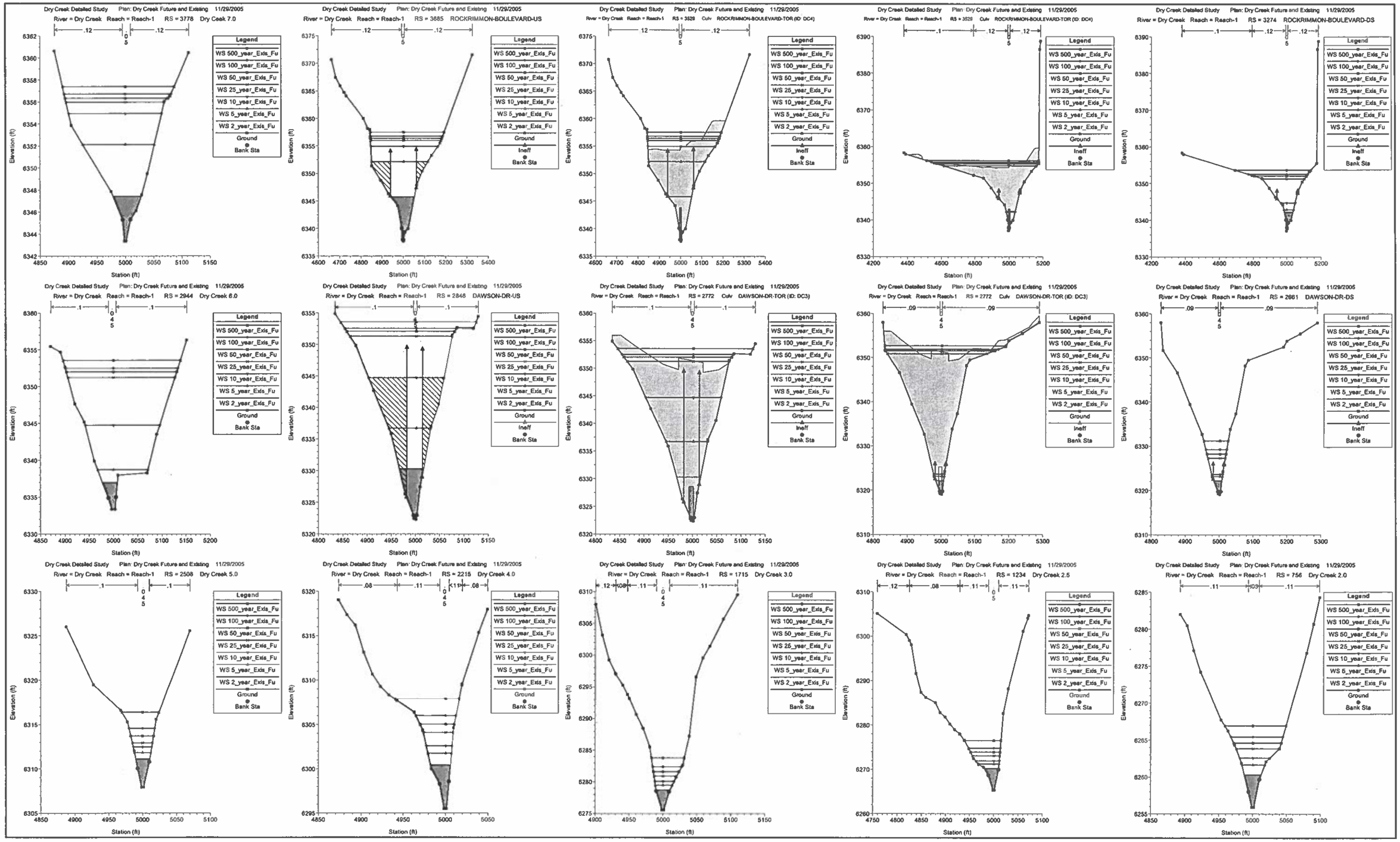
Dry Creek Detailed Study Plan: Dry Creek Future and Existing 11/29/2005
River = Dry Creek Reach = Reach-1 RS = 3778 Dry Cesk 7.0
River = Dry Creek Reach = Reach-1 RS = 3685 ROCKRIMMON-BOULEVARD-US
River = Dry Creek Reach = Reach-1 RS = 3528 Culv ROCKRIMMON-BOULEVARD-TOR (ID: DC4)
River = Dry Creek Reach = Reach-1 RS = 3528 Culv ROCKRIMMON-BOULEVARD-TOR (ID: DC4)
River = Dry Creek Reach = Reach-1 RS = 3274 ROCKRIMMON-BOULEVARD-DS
River = Dry Creek Reach = Reach-1 RS = 2944 Dry Creek 6.0
River = Dry Creek Reach = Reach-1 RS = 2846 DAWSON-DR-US
River = Dry Creek Reach = Reach-1 RS = 2772 Culv DAWSON-DR-TOR (ID: DC3)
River = Dry Creek Reach = Reach-1 RS = 2772 Culv DAWSON-DR-TOR (ID: DC3)
River = Dry Creek Reach = Reach-1 RS = 2661 DAWSON-DR-DS
River = Dry Creek Reach = Reach-1 RS = 2508 Dry Creek 5.0
River = Dry Creek Reach = Reach-1 RS = 2215 Dry Creek 4.0
River = Dry Creek Reach = Reach-1 RS = 1715 Dry Creek 3.0
River = Dry Creek Reach = Reach-1 RS = 1234 Dry Creek 2.5
River = Dry Creek Reach = Reach-1 RS = 756 Dry Creek 2.0
Legend
WS 500_year_Exds_Fu
WS 100_year_Exds_Fu
WS 50_year_Exds_Fu
WS 25_year_Exds_Fu
WS 10_year_Exds_Fu
WS 5_year_Exds_Fu
WS 2_year_Exds_Fu
Ground
Ineff
Bank Sta
Elevation (ft)
Station (ft)

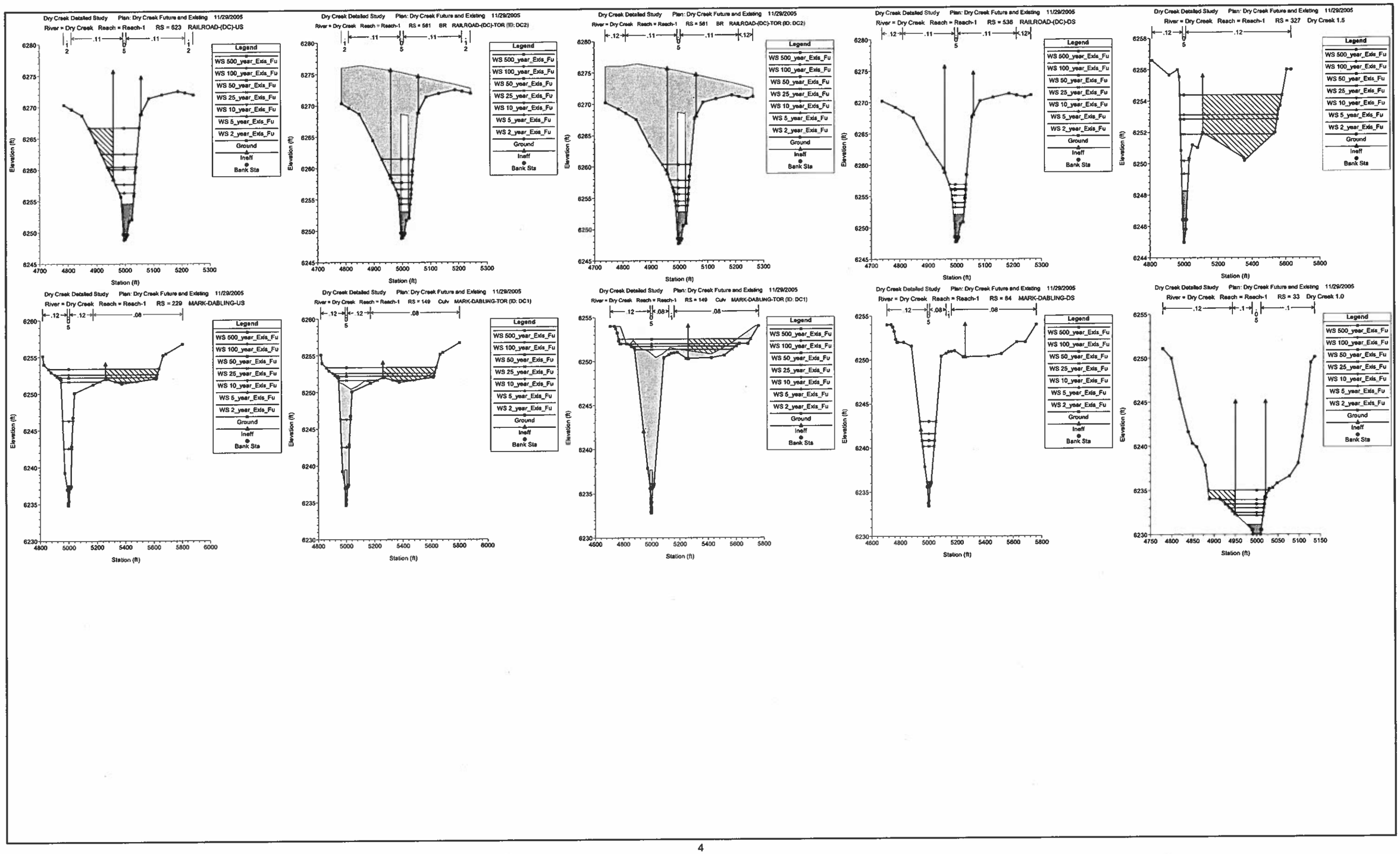
Dry Creek Detailed Study Plan: Dry Creek Future and Existing 11/29/2005
River = Dry Creek Reach = Reach-1 RS = 623 RAILROAD-(DC)-US
River = Dry Creek Reach = Reach-1 RS = 581 BR RAILROAD-(DC)-TOR (ID: DC2)
River = Dry Creek Reach = Reach-1 RS = 581 BR RAILROAD-(DC)-TOR (ID: DC2)
River = Dry Creek Reach = Reach-1 RS = 536 RAILROAD-(DC)-DS
River = Dry Creek Reach = Reach-1 RS = 327 Dry Creek 1.5
River = Dry Creek Reach = Reach-1 RS = 229 MARK-DABLING-US
River = Dry Creek Reach = Reach-1 RS = 149 Culv MARK-DABLING-TOR (ID: DC1)
River = Dry Creek Reach = Reach-1 RS = 149 Culv MARK-DABLING-TOR (ID: DC1)
River = Dry Creek Reach = Reach-1 RS = 84 MARK-DABLING-DS
River = Dry Creek Reach = Reach-1 RS = 33 Dry Creek 1.0
Legend
WS 500_year_Exis_Fu
WS 100_year_Exis_Fu
WS 50_year_Exis_Fu
WS 25_year_Exis_Fu
WS 10_year_Exis_Fu
WS 5_year_Exis_Fu
WS 2_year_Exis_Fu
Ground
Ineff
Bank Sta
Elevation (ft)
Station (ft)

HEC-RAS Plan: DCFuEx River: Dry Creek Reach: Reach-1

Reach	River Sta	Profile	Q Total	Min Ch El	W.S. Elev	Crit W.S.	E.G. Elev	E.G. Slope	Vel Chnl	Flow Area	Top Width	Froude # Chl
			(cfs)	(ft)	(ft)	(ft)	(ft)	(ft/ft)	(ft/s)	(sq ft)	(ft)	
Reach-1	11519	2_year_Exis_Fu	320.00	6503.50	6506.42	6505.69	6506.71	0.011413	4.36	76.56	41.80	0.53
Reach-1	11519	5_year_Exis_Fu	580.00	6503.50	6507.23	6506.38	6507.71	0.012422	5.64	112.81	48.06	0.58
Reach-1	11519	10_year_Exis_Fu	790.00	6503.50	6507.75	6506.86	6508.37	0.012950	6.42	139.20	52.18	0.61
Reach-1	11519	25_year_Exis_Fu	1400.00	6503.50	6508.98	6508.02	6509.94	0.013872	8.13	209.86	63.74	0.66
Reach-1	11519	50_year_Exis_Fu	1900.00	6503.50	6509.84	6508.82	6511.04	0.014138	9.19	269.03	82.93	0.69
Reach-1	11519	100_year_Exis_Fu	2300.00	6503.50	6510.42	6509.43	6511.79	0.014371	9.90	328.85	114.48	0.70
Reach-1	11519	500_year_Exis_Fu	3500.00	6503.50	6511.83	6511.30	6513.43	0.013907	11.18	525.97	164.90	0.72
Reach-1	11062	2_year_Exis_Fu	320.00	6494.47	6496.67	6496.67	6497.40	0.045524	6.92	47.97	35.90	0.99
Reach-1	11062	5_year_Exis_Fu	580.00	6494.47	6497.40	6497.40	6498.44	0.038212	8.27	76.71	42.06	0.97
Reach-1	11062	10_year_Exis_Fu	790.00	6494.47	6497.90	6497.90	6499.13	0.035327	9.08	98.46	45.64	0.97
Reach-1	11062	25_year_Exis_Fu	1400.00	6494.47	6499.06	6499.06	6500.76	0.030998	10.80	157.34	53.78	0.96
Reach-1	11062	50_year_Exis_Fu	1900.00	6494.47	6499.85	6499.85	6501.86	0.030143	11.99	200.27	59.10	0.98
Reach-1	11062	100_year_Exis_Fu	2300.00	6494.47	6500.43	6500.43	6502.66	0.028928	12.70	236.48	64.73	0.97
Reach-1	11062	500_year_Exis_Fu	3500.00	6494.47	6501.91	6501.79	6504.69	0.027027	14.47	347.19	86.01	0.98
Reach-1	10723	2_year_Exis_Fu	320.00	6483.50	6486.50	6486.05	6487.05	0.018927	6.11	65.09	39.29	0.69
Reach-1	10723	5_year_Exis_Fu	580.00	6483.50	6487.37	6486.96	6488.21	0.020376	7.77	101.80	45.17	0.75
Reach-1	10723	10_year_Exis_Fu	790.00	6483.50	6487.92	6487.52	6488.98	0.021236	8.80	127.86	48.55	0.79
Reach-1	10723	25_year_Exis_Fu	1400.00	6483.50	6489.17	6488.87	6490.78	0.023400	11.15	193.40	58.05	0.87
Reach-1	10723	50_year_Exis_Fu	1900.00	6483.50	6490.00	6489.78	6492.00	0.024448	12.60	241.78	60.46	0.91
Reach-1	10723	100_year_Exis_Fu	2300.00	6483.50	6490.57	6490.42	6492.87	0.025342	13.64	277.16	63.49	0.94
Reach-1	10723	500_year_Exis_Fu	3500.00	6483.50	6492.06	6491.41	6495.32	0.028032	16.45	380.53	82.04	1.03
Reach-1	10472	2_year_Exis_Fu	320.00	6477.50	6479.27	6479.27	6480.02	0.045279	7.52	58.29	41.69	1.01
Reach-1	10472	5_year_Exis_Fu	580.00	6477.50	6480.01	6480.01	6481.09	0.041770	9.16	90.67	45.56	1.03
Reach-1	10472	10_year_Exis_Fu	790.00	6477.50	6480.52	6480.52	6481.82	0.039887	10.14	114.50	48.21	1.04
Reach-1	10472	25_year_Exis_Fu	1400.00	6477.50	6481.77	6481.77	6483.57	0.035859	12.15	179.02	54.70	1.04
Reach-1	10472	50_year_Exis_Fu	1900.00	6477.50	6482.62	6482.62	6484.77	0.034315	13.43	227.06	58.85	1.05
Reach-1	10472	100_year_Exis_Fu	2300.00	6477.50	6483.24	6483.24	6485.63	0.033063	14.24	264.86	61.92	1.05
Reach-1	10472	500_year_Exis_Fu	3500.00	6477.50	6484.88	6484.88	6487.87	0.030690	16.23	372.43	69.92	1.06
Reach-1	10368	2_year_Exis_Fu	320.00	6470.63	6474.95	6473.36	6475.14	0.004327	4.06	137.95	54.38	0.36
Reach-1	10368	5_year_Exis_Fu	580.00	6470.63	6476.08	6474.22	6476.38	0.005224	5.27	201.17	57.24	0.41
Reach-1	10368	10_year_Exis_Fu	790.00	6470.63	6476.79	6474.80	6477.19	0.005800	6.07	242.67	58.82	0.44
Reach-1	10368	25_year_Exis_Fu	1400.00	6470.63	6478.43	6476.11	6479.06	0.007050	7.89	341.82	62.44	0.51
Reach-1	10368	50_year_Exis_Fu	1900.00	6470.63	6479.52	6476.94	6480.34	0.007749	9.07	411.50	64.86	0.55
Reach-1	10368	100_year_Exis_Fu	2300.00	6470.63	6480.33	6477.52	6481.28	0.008107	9.85	464.51	66.65	0.57
Reach-1	10368	500_year_Exis_Fu	3500.00	6470.63	6482.63	6479.16	6483.89	0.008289	11.54	624.03	71.75	0.60
Reach-1	10323		Bridge									
Reach-1	10291	2_year_Exis_Fu	320.00	6469.90	6472.61	6472.61	6473.46	0.033265	7.94	59.76	41.40	0.91
Reach-1	10291	5_year_Exis_Fu	580.00	6469.90	6473.50	6473.50	6474.65	0.031231	9.55	100.69	49.85	0.93
Reach-1	10291	10_year_Exis_Fu	790.00	6469.90	6474.09	6474.09	6475.40	0.030120	10.47	130.89	53.58	0.94
Reach-1	10291	25_year_Exis_Fu	1400.00	6469.90	6475.36	6475.36	6477.14	0.030081	12.68	202.04	57.27	0.99
Reach-1	10291	50_year_Exis_Fu	1900.00	6469.90	6476.22	6476.22	6478.34	0.030322	14.12	251.75	59.16	1.02
Reach-1	10291	100_year_Exis_Fu	2300.00	6469.90	6476.93	6476.75	6479.22	0.028744	14.82	294.67	60.75	1.01
Reach-1	10291	500_year_Exis_Fu	3500.00	6469.90	6478.78	6478.43	6481.56	0.026435	16.73	410.72	64.84	1.01
Reach-1	10095	2_year_Exis_Fu	320.00	6465.50	6468.58	6467.69	6468.93	0.010706	4.90	78.08	37.67	0.53
Reach-1	10095	5_year_Exis_Fu	580.00	6465.50	6469.56	6468.55	6470.12	0.011642	6.29	117.61	42.97	0.58
Reach-1	10095	10_year_Exis_Fu	790.00	6465.50	6470.17	6469.12	6470.90	0.012471	7.22	144.76	46.26	0.62
Reach-1	10095	25_year_Exis_Fu	1400.00	6465.50	6471.62	6470.48	6472.75	0.013616	9.17	216.34	52.29	0.68
Reach-1	10095	50_year_Exis_Fu	1900.00	6465.50	6472.50	6471.40	6473.98	0.014866	10.55	264.28	55.90	0.72
Reach-1	10095	100_year_Exis_Fu	2300.00	6465.50	6473.10		6474.85	0.015924	11.57	298.16	58.31	0.76
Reach-1	10095	500_year_Exis_Fu	3500.00	6465.50	6474.62		6477.16	0.018365	14.12	392.42	65.90	0.84
Reach-1	9596	2_year_Exis_Fu	320.00	6457.50	6459.25	6459.14	6459.78	0.038128	5.85	54.96	43.16	0.89
Reach-1	9596	5_year_Exis_Fu	580.00	6457.50	6459.85	6459.76	6460.66	0.035804	7.26	82.93	49.91	0.92
Reach-1	9596	10_year_Exis_Fu	790.00	6457.50	6460.28	6460.19	6461.26	0.033494	8.02	105.33	54.71	0.92
Reach-1	9596	25_year_Exis_Fu	1400.00	6457.50	6461.22	6461.22	6462.67	0.032765	9.90	160.30	62.39	0.96
Reach-1	9596	50_year_Exis_Fu	1900.00	6457.50	6461.91	6461.91	6463.64	0.030864	10.88	205.50	67.80	0.96
Reach-1	9596	100_year_Exis_Fu	2300.00	6457.50	6462.43	6462.43	6464.33	0.029100	11.49	241.53	71.83	0.95
Reach-1	9596	500_year_Exis_Fu	3500.00	6457.50	6463.74	6463.74	6466.13	0.026809	13.08	345.22	86.82	0.95
Reach-1	9090	2_year_Exis_Fu	320.00	6443.50	6445.87	6445.48	6446.36	0.019497	5.89	68.53	41.69	0.70
Reach-1	9090	5_year_Exis_Fu	580.00	6443.50	6446.71	6446.26	6447.43	0.019857	7.36	106.50	48.68	0.74
Reach-1	9090	10_year_Exis_Fu	790.00	6443.50	6447.23	6446.79	6448.13	0.020617	8.32	132.97	53.01	0.77
Reach-1	9090	25_year_Exis_Fu	1400.00	6443.50	6448.58	6448.03	6449.80	0.019426	9.99	211.30	63.35	0.79
Reach-1	9090	50_year_Exis_Fu	1900.00	6443.50	6449.48	6448.89	6450.88	0.018617	10.93	271.26	70.50	0.80
Reach-1	9090	100_year_Exis_Fu	2300.00	6443.50	6450.08	6449.46	6451.63	0.018559	11.65	315.52	76.62	0.81
Reach-1	9090	500_year_Exis_Fu	3500.00	6443.50	6451.74	6450.93	6453.58	0.017201	13.07	457.44	94.38	0.81
Reach-1	8592	2_year_Exis_Fu	320.00	6433.50	6436.46		6438.91	0.018400	8.38	77.81	36.58	0.66
Reach-1	8592	5_year_Exis_Fu	580.00	6433.50	6437.61		6438.22	0.017169	7.70	123.10	42.56	0.67
Reach-1	8592	10_year_Exis_Fu	790.00	6433.50	6438.42		6439.11	0.015835	8.36	159.47	46.87	0.67
Reach-1	8592	25_year_Exis_Fu	1400.00	6433.50	6440.09		6441.05	0.015712	10.14	244.42	54.84	0.70
Reach-1	8592	50_year_Exis_Fu	1900.00	6433.50	6441.21		6442.34	0.015566	11.21	308.66	60.17	0.71

HEC-RAS Plan: DCFuEx River: Dry Creek Reach: Reach-1 (Continued)

Reach	River Sta	Profile	Q Total	Min Ch El	W.S. Elev	Crit W.S.	E.G. Elev	E.G. Slope	Vel Chnl	Flow Area	Top Width	Froude # Chl
			(cfs)	(ft)	(ft)	(ft)	(ft)	(ft/ft)	(ft/s)	(sq ft)	(ft)	
Reach-1	8592	100_year_Exis_Fu	2300.00	6433.50	6442.04		6443.25	0.014965	11.78	360.07	62.95	0.71
Reach-1	8592	500_year_Exis_Fu	3500.00	6433.50	6443.97		6445.49	0.015014	13.52	486.58	68.05	0.74
Reach-1	8069	2_year_Exis_Fu	320.00	6423.50	6426.30	6426.14	6427.14	0.020386	8.20	61.06	32.39	0.87
Reach-1	8069	5_year_Exis_Fu	580.00	6423.50	6427.26	6427.14	6428.51	0.021591	10.30	94.31	36.92	0.94
Reach-1	8069	10_year_Exis_Fu	790.00	6423.50	6427.82	6427.80	6429.41	0.023542	11.80	115.69	39.56	1.00
Reach-1	8069	25_year_Exis_Fu	1400.00	6423.50	6429.37	6429.37	6431.53	0.022591	14.21	181.94	45.82	1.04
Reach-1	8069	50_year_Exis_Fu	1900.00	6423.50	6430.42	6430.42	6432.95	0.022012	15.86	231.98	49.50	1.05
Reach-1	8069	100_year_Exis_Fu	2300.00	6423.50	6431.11	6431.11	6433.98	0.022379	16.83	267.09	52.25	1.08
Reach-1	8069	500_year_Exis_Fu	3500.00	6423.50	6433.22	6433.22	6436.60	0.020155	18.82	387.39	61.73	1.07
Reach-1	7592	2_year_Exis_Fu	490.00	6415.34	6417.59	6417.29	6418.16	0.018524	6.21	91.77	54.76	0.76
Reach-1	7592	5_year_Exis_Fu	840.00	6415.34	6418.32	6417.99	6419.17	0.016823	7.66	133.98	60.23	0.80
Reach-1	7592	10_year_Exis_Fu	1100.00	6415.34	6418.80	6418.46	6419.81	0.016455	8.42	163.82	62.97	0.82
Reach-1	7592	25_year_Exis_Fu	1700.00	6415.34	6419.78	6419.35	6421.11	0.015696	9.78	227.95	68.51	0.83
Reach-1	7592	50_year_Exis_Fu	2200.00	6415.34	6420.49	6420.01	6422.04	0.015191	10.66	278.23	72.55	0.84
Reach-1	7592	100_year_Exis_Fu	2800.00	6415.34	6421.26	6420.73	6423.06	0.014804	11.57	335.25	76.88	0.85
Reach-1	7592	500_year_Exis_Fu	4200.00	6415.34	6422.89	6422.19	6425.13	0.013540	13.08	466.72	86.16	0.85
Reach-1	7265	2_year_Exis_Fu	490.00	6407.54	6410.61	6410.61	6411.71	0.023493	9.17	80.89	43.88	0.95
Reach-1	7265	5_year_Exis_Fu	840.00	6407.54	6411.67	6411.63	6413.04	0.020618	10.60	133.36	54.74	0.94
Reach-1	7265	10_year_Exis_Fu	1100.00	6407.54	6412.28	6412.28	6413.84	0.020022	11.51	168.77	60.53	0.95
Reach-1	7265	25_year_Exis_Fu	1700.00	6407.54	6413.42	6413.42	6415.34	0.019518	13.20	242.78	69.29	0.98
Reach-1	7265	50_year_Exis_Fu	2200.00	6407.54	6414.20	6414.20	6416.39	0.019469	14.38	299.33	75.30	1.00
Reach-1	7265	100_year_Exis_Fu	2800.00	6407.54	6415.04	6415.04	6417.49	0.019266	15.50	365.35	81.86	1.01
Reach-1	7265	500_year_Exis_Fu	4200.00	6407.54	6416.59	6416.59	6419.70	0.020068	17.99	501.76	96.00	1.07
Reach-1	6904	2_year_Exis_Fu	490.00	6399.50	6402.70	6402.21	6403.43	0.015123	7.71	97.40	41.16	0.77
Reach-1	6904	5_year_Exis_Fu	840.00	6399.50	6403.20	6403.20	6404.70	0.026068	11.17	118.30	43.67	1.04
Reach-1	6904	10_year_Exis_Fu	1100.00	6399.50	6403.76	6403.82	6405.57	0.026328	12.37	143.74	46.52	1.07
Reach-1	6904	25_year_Exis_Fu	1700.00	6399.50	6404.91	6405.06	6407.26	0.025626	14.37	200.68	52.02	1.10
Reach-1	6904	50_year_Exis_Fu	2200.00	6399.50	6405.78	6405.96	6408.47	0.024612	15.57	247.19	55.92	1.10
Reach-1	6904	100_year_Exis_Fu	2800.00	6399.50	6406.70	6406.89	6409.75	0.023683	16.77	301.04	60.12	1.11
Reach-1	6904	500_year_Exis_Fu	4200.00	6399.50	6408.74	6408.79	6412.30	0.020713	18.55	433.37	70.07	1.08
Reach-1	6404	2_year_Exis_Fu	490.00	6389.93	6392.77	6392.70	6393.61	0.026510	7.40	69.56	41.17	0.95
Reach-1	6404	5_year_Exis_Fu	840.00	6389.93	6395.01	6393.50	6395.49	0.005465	5.65	180.87	65.76	0.49
Reach-1	6404	10_year_Exis_Fu	1100.00	6389.93	6396.24	6394.02	6396.67	0.003659	5.49	277.51	88.48	0.42
Reach-1	6404	25_year_Exis_Fu	1700.00	6389.93	6397.42	6395.09	6398.03	0.004104	6.64	388.79	99.27	0.46
Reach-1	6404	50_year_Exis_Fu	2200.00	6389.93	6397.96	6395.99	6398.77	0.005078	7.78	442.97	103.02	0.52
Reach-1	6404	100_year_Exis_Fu	2800.00	6389.93	6398.45	6396.74	6399.55	0.006337	9.10	494.95	106.50	0.58
Reach-1	6404	500_year_Exis_Fu	4200.00	6389.93	6399.29	6398.21	6401.14	0.009519	11.96	586.64	112.49	0.73
Reach-1	6295	2_year_Exis_Fu	490.00	6386.89	6392.08	6389.79	6392.29	0.004657	4.88	206.92	54.91	0.39
Reach-1	6295	5_year_Exis_Fu	840.00	6386.89	6394.77	6390.71	6394.94	0.002553	4.82	419.51	120.70	0.31
Reach-1	6295	10_year_Exis_Fu	1100.00	6386.89	6396.04	6391.30	6396.24	0.002408	5.19	610.49	144.90	0.31
Reach-1	6295	25_year_Exis_Fu	1700.00	6386.89	6397.18	6392.54	6397.47	0.003296	6.58	793.34	175.98	0.37
Reach-1	6295	50_year_Exis_Fu	2200.00	6386.89	6397.65	6393.40	6398.05	0.004337	7.78	880.18	185.77	0.42
Reach-1	6295	100_year_Exis_Fu	2800.00	6386.89	6398.09	6394.76	6398.62	0.005647	9.12	961.48	191.81	0.49
Reach-1	6295	500_year_Exis_Fu	4200.00	6386.89	6398.74	6396.50	6399.65	0.009341	12.19	1089.32	201.72	0.63
Reach-1	6265		Bridge									
Reach-1	6239	2_year_Exis_Fu	490.00	6386.77	6391.54	6389.89	6391.86	0.007393	5.60	169.48	52.54	0.48
Reach-1	6239	5_year_Exis_Fu	840.00	6386.77	6392.75	6390.88	6393.25	0.008937	7.46	237.31	60.67	0.55
Reach-1	6239	10_year_Exis_Fu	1100.00	6386.77	6393.49	6391.48	6394.17	0.010378	8.72	287.27	73.93	0.60
Reach-1	6239	25_year_Exis_Fu	1700.00	6386.77	6394.83	6392.81	6395.88	0.012841	10.99	405.64	115.44	0.69
Reach-1	6239	50_year_Exis_Fu	2200.00	6386.77	6395.75	6393.04	6396.96	0.013388	12.08	538.52	173.15	0.72
Reach-1	6239	100_year_Exis_Fu	2800.00	6386.77	6396.59	6394.44	6397.85	0.013424	12.86	700.02	206.94	0.73
Reach-1	6239	500_year_Exis_Fu	4200.00	6386.77	6398.16	6397.61	6399.29	0.011906	13.40	1061.02	243.82	0.71
Reach-1	6011	2_year_Exis_Fu	490.00	6385.50	6387.71	6387.71	6388.54	0.034981	7.76	89.71	64.81	0.93
Reach-1	6011	5_year_Exis_Fu	840.00	6385.50	6388.47	6388.47	6389.56	0.032840	9.18	143.26	75.76	0.94
Reach-1	6011	10_year_Exis_Fu	1100.00	6385.50	6388.95	6388.95	6390.18	0.031603	9.95	180.67	81.44	0.95
Reach-1	6011	25_year_Exis_Fu	1700.00	6385.50	6389.83	6389.83	6391.39	0.031122	11.50	255.99	90.42	0.98
Reach-1	6011	50_year_Exis_Fu	2200.00	6385.50	6390.40	6390.40	6392.25	0.032117	12.70	309.92	97.39	1.01
Reach-1	6011	100_year_Exis_Fu	2800.00	6385.50	6391.13	6391.13	6393.18	0.030476	13.58	385.32	109.19	1.01
Reach-1	6011	500_year_Exis_Fu	4200.00	6385.50	6392.70	6392.70	6395.04	0.026539	14.94	587.02	157.06	0.98
Reach-1	5556	2_year_Exis_Fu	490.00	6379.50	6387.02	6381.17	6387.03	0.000101	1.14	1127.89	206.36	0.07
Reach-1	5556	5_year_Exis_Fu	840.00	6379.50	6387.99	6381.65	6388.01	0.000186	1.67	1333.61	217.30	0.10
Reach-1	5556	10_year_Exis_Fu	1100.00	6379.50	6388.57	6381.97	6388.59	0.000248	2.02	1461.35	223.83	0.12
Reach-1	5556	25_year_Exis_Fu	1700.00	6379.50	6389.61	6382.56	6389.66	0.000388	2.71	1701.04	235.59	0.15
Reach-1	5556	50_year_Exis_Fu	2200.00	6379.50	6390.27	6382.97	6390.33	0.000510	3.25	1858.26	243.34	0.17
Reach-1	5556	100_year_Exis_Fu	2800.00	6379.50	6390.86	6383.44	6390.95	0.000673	3.86	2003.42	250.50	0.20
Reach-1	5556	500_year_Exis_Fu	4200.00	6379.50	6391.90	6384.32	6392.05	0.001077	5.18	2271.18	263.19	0.26
Reach-1	5452	2_year_Exis_Fu	490.00	6374.01	6387.00	6379.75	6387.02	0.000119	1.40	1026.40	349.51	0.07
Reach-1	5452	5_year_Exis_Fu	840.00	6374.01	6387.96	6380.93	6387.98	0.000219	2.02	1214.88	354.68	0.10

HEC-RAS Plan: DCFuEx River: Dry Creek Reach: Reach-1 (Continued)

Reach	River Sta	Profile	Q Total	Min Ch El	W.S. Elev	Crit W.S.	E.G. Elev	E.G. Slope	Vel Chnl	Flow Area	Top Width	Froude # Chl
			(cfs)	(ft)	(ft)	(ft)	(ft)	(ft/ft)	(ft/s)	(sq ft)	(ft)	
Reach-1	5452	10_year_Exis_Fu	1100.00	6374.01	6388.56	6381.69	6388.57	0.000089	1.33	2581.32	359.92	0.07
Reach-1	5452	25_year_Exis_Fu	1700.00	6374.01	6389.61	6383.15	6389.62	0.000143	1.78	2961.06	369.06	0.08
Reach-1	5452	50_year_Exis_Fu	2200.00	6374.01	6390.26	6384.04	6390.28	0.000191	2.12	3205.23	375.63	0.10
Reach-1	5452	100_year_Exis_Fu	2800.00	6374.01	6390.85	6384.96	6390.87	0.000255	2.51	3427.60	381.51	0.11
Reach-1	5452	500_year_Exis_Fu	4200.00	6374.01	6391.89	6385.93	6391.93	0.000417	3.36	3830.56	391.94	0.15
Reach-1	5350		Culvert									
Reach-1	5203	2_year_Exis_Fu	490.00	6370.16	6375.97	6375.97	6376.95	0.026579	8.65	80.25	124.79	0.78
Reach-1	5203	5_year_Exis_Fu	840.00	6370.16	6376.98	6376.98	6378.12	0.025881	9.98	135.70	161.45	0.80
Reach-1	5203	10_year_Exis_Fu	1100.00	6370.16	6377.01	6377.01	6377.54	0.017424	8.22	291.02	182.73	0.66
Reach-1	5203	25_year_Exis_Fu	1700.00	6370.16	6377.54	6377.34	6378.22	0.021619	9.81	382.86	183.85	0.74
Reach-1	5203	50_year_Exis_Fu	2200.00	6370.16	6378.21	6377.70	6378.79	0.017396	9.52	515.93	210.83	0.68
Reach-1	5203	100_year_Exis_Fu	2800.00	6370.16	6379.01	6378.10	6379.49	0.013482	9.10	695.88	245.99	0.61
Reach-1	5203	500_year_Exis_Fu	4200.00	6370.16	6380.33	6378.83	6380.74	0.010472	9.01	1075.47	315.57	0.56
Reach-1	4991	2_year_Exis_Fu	490.00	6365.50	6369.75	6369.32	6370.53	0.014823	7.20	76.64	38.44	0.74
Reach-1	4991	5_year_Exis_Fu	840.00	6365.50	6370.03	6370.40	6371.89	0.031376	11.14	87.95	41.86	1.10
Reach-1	4991	10_year_Exis_Fu	1100.00	6365.50	6370.78	6371.04	6372.69	0.025519	11.52	121.64	50.70	1.02
Reach-1	4991	25_year_Exis_Fu	1700.00	6365.50	6372.56	6372.56	6374.22	0.014438	11.14	248.71	112.82	0.82
Reach-1	4991	50_year_Exis_Fu	2200.00	6365.50	6373.32	6373.32	6375.11	0.014062	11.95	323.28	159.61	0.83
Reach-1	4991	100_year_Exis_Fu	2800.00	6365.50	6373.99	6373.99	6376.04	0.014709	13.05	395.77	201.27	0.86
Reach-1	4991	500_year_Exis_Fu	4200.00	6365.50	6375.72	6375.72	6377.81	0.012605	13.96	645.61	340.53	0.82
Reach-1	4491	2_year_Exis_Fu	490.00	6357.50	6360.19	6360.01	6360.73	0.026615	5.86	84.61	61.22	0.83
Reach-1	4491	5_year_Exis_Fu	840.00	6357.50	6361.17	6360.63	6361.71	0.014504	6.00	154.46	81.42	0.67
Reach-1	4491	10_year_Exis_Fu	1100.00	6357.50	6361.52	6361.03	6362.21	0.015649	6.80	184.45	88.71	0.71
Reach-1	4491	25_year_Exis_Fu	1700.00	6357.50	6362.29	6361.81	6363.22	0.015913	8.03	258.53	104.57	0.74
Reach-1	4491	50_year_Exis_Fu	2200.00	6357.50	6362.84	6362.34	6363.94	0.015786	8.79	319.77	116.05	0.76
Reach-1	4491	100_year_Exis_Fu	2800.00	6357.50	6363.43	6362.93	6364.69	0.015691	9.56	391.00	128.12	0.77
Reach-1	4491	500_year_Exis_Fu	4200.00	6357.50	6364.61	6364.09	6366.16	0.015122	10.87	555.89	150.84	0.78
Reach-1	4196	2_year_Exis_Fu	490.00	6351.50	6354.82	6354.33	6355.41	0.012926	6.31	92.79	56.19	0.69
Reach-1	4196	5_year_Exis_Fu	840.00	6351.50	6355.24	6355.24	6356.45	0.021895	9.08	119.19	69.10	0.92
Reach-1	4196	10_year_Exis_Fu	1100.00	6351.50	6355.84	6355.84	6357.10	0.018773	9.50	165.79	85.39	0.88
Reach-1	4196	25_year_Exis_Fu	1700.00	6351.50	6356.81	6356.81	6358.30	0.017215	10.67	259.90	107.58	0.88
Reach-1	4196	50_year_Exis_Fu	2200.00	6351.50	6357.45	6357.45	6359.09	0.016765	11.49	332.58	119.84	0.89
Reach-1	4196	100_year_Exis_Fu	2800.00	6351.50	6358.11	6358.11	6359.90	0.016419	12.31	415.24	130.12	0.89
Reach-1	4196	500_year_Exis_Fu	4200.00	6351.50	6359.35	6359.35	6361.47	0.016356	13.95	585.34	144.43	0.92
Reach-1	3778	2_year_Exis_Fu	510.00	6343.38	6347.46	6347.46	6348.57	0.020746	9.16	87.70	49.95	0.89
Reach-1	3778	5_year_Exis_Fu	880.00	6343.38	6352.18	6348.54	6352.34	0.001326	4.19	501.75	126.17	0.26
Reach-1	3778	10_year_Exis_Fu	1200.00	6343.38	6354.99	6349.27	6355.07	0.000588	3.41	915.76	163.94	0.18
Reach-1	3778	25_year_Exis_Fu	1800.00	6343.38	6356.03	6350.37	6356.17	0.000843	4.34	1091.97	173.34	0.22
Reach-1	3778	50_year_Exis_Fu	2300.00	6343.38	6356.40	6351.08	6356.59	0.001218	5.32	1156.44	181.69	0.27
Reach-1	3778	100_year_Exis_Fu	2900.00	6343.38	6356.77	6351.81	6357.05	0.001692	6.40	1226.04	188.76	0.32
Reach-1	3778	500_year_Exis_Fu	4300.00	6343.38	6357.44	6353.21	6357.93	0.002906	8.68	1354.04	197.32	0.42
Reach-1	3685	2_year_Exis_Fu	510.00	6337.73	6345.84	6341.56	6345.92	0.000720	2.92	390.29	111.84	0.19
Reach-1	3685	5_year_Exis_Fu	880.00	6337.73	6352.22	6342.61	6352.24	0.000112	1.74	1162.42	266.61	0.08
Reach-1	3685	10_year_Exis_Fu	1200.00	6337.73	6355.01	6343.36	6355.02	0.000072	1.57	2396.84	317.57	0.07
Reach-1	3685	25_year_Exis_Fu	1800.00	6337.73	6356.07	6344.24	6356.09	0.000114	2.06	2741.99	334.00	0.09
Reach-1	3685	50_year_Exis_Fu	2300.00	6337.73	6356.45	6345.42	6356.48	0.000164	2.51	2870.14	338.06	0.10
Reach-1	3685	100_year_Exis_Fu	2900.00	6337.73	6356.84	6346.43	6356.89	0.000231	3.01	3004.84	342.28	0.12
Reach-1	3685	500_year_Exis_Fu	4300.00	6337.73	6357.56	6347.88	6357.64	0.000408	4.11	3254.12	349.95	0.17
Reach-1	3529		Culvert									
Reach-1	3274	2_year_Exis_Fu	510.00	6337.15	6342.25	6341.47	6342.83	0.009413	6.92	123.81	52.26	0.60
Reach-1	3274	5_year_Exis_Fu	880.00	6337.15	6342.91	6342.53	6344.00	0.015260	9.74	160.46	58.70	0.79
Reach-1	3274	10_year_Exis_Fu	1200.00	6337.15	6344.78	6343.28	6345.51	0.007323	8.41	289.88	85.50	0.58
Reach-1	3274	25_year_Exis_Fu	1800.00	6337.15	6351.31	6344.20	6351.42	0.000649	3.95	1357.09	250.23	0.19
Reach-1	3274	50_year_Exis_Fu	2300.00	6337.15	6352.09	6345.31	6352.23	0.000840	4.67	1573.64	310.54	0.22
Reach-1	3274	100_year_Exis_Fu	2900.00	6337.15	6352.58	6346.40	6352.77	0.001089	5.45	1736.30	352.34	0.25
Reach-1	3274	500_year_Exis_Fu	4300.00	6337.15	6353.72	6348.00	6353.97	0.001444	6.60	2192.91	450.53	0.29
Reach-1	2944	2_year_Exis_Fu	510.00	6333.37	6337.00	6337.00	6338.34	0.018916	9.54	65.50	30.54	0.94
Reach-1	2944	5_year_Exis_Fu	880.00	6333.37	6338.75	6338.75	6339.90	0.010237	9.39	165.57	103.80	0.74
Reach-1	2944	10_year_Exis_Fu	1200.00	6333.37	6344.79		6344.86	0.000363	3.01	944.18	153.32	0.16
Reach-1	2944	25_year_Exis_Fu	1800.00	6333.37	6351.28		6351.31	0.000097	2.12	2175.04	220.85	0.09
Reach-1	2944	50_year_Exis_Fu	2300.00	6333.37	6352.06		6352.09	0.000130	2.53	2348.17	227.68	0.10
Reach-1	2944	100_year_Exis_Fu	2900.00	6333.37	6352.53		6352.58	0.000184	3.06	2456.32	231.85	0.12
Reach-1	2944	500_year_Exis_Fu	4300.00	6333.37	6353.60		6353.70	0.000313	4.14	2711.22	242.22	0.16
Reach-1	2846	2_year_Exis_Fu	510.00	6322.36	6330.32	6326.92	6330.58	0.001622	5.12	183.51	49.74	0.32
Reach-1	2846	5_year_Exis_Fu	880.00	6322.36	6336.76	6328.22	6336.90	0.000474	4.13	389.29	86.05	0.19
Reach-1	2846	10_year_Exis_Fu	1200.00	6322.36	6344.73	6329.26	6344.83	0.000175	3.37	644.46	155.47	0.13
Reach-1	2846	25_year_Exis_Fu	1800.00	6322.36	6351.28	6330.64	6351.30	0.000045	2.03	2815.95	210.32	0.07
Reach-1	2846	50_year_Exis_Fu	2300.00	6322.36	6352.05	6331.65	6352.08	0.000065	2.49	2962.22	221.98	0.08

HEC-RAS Plan: DCFuEx River: Dry Creek Reach: Reach-1 (Continued)

Reach	River Sta	Profile	Q Total	Min Ch El	W.S. Elev	Crit W.S.	E.G. Elev	E.G. Slope	Vel Chnl	Flow Area	Top Width	Froude # Chl
			(cfs)	(ft)	(ft)	(ft)	(ft)	(ft/ft)	(ft/s)	(sq ft)	(ft)	
Reach-1	2646	100_year_Exis_Fu	2900.00	6322.36	6352.52	6332.77	6352.56	0.000096	3.06	3087.95	229.62	0.10
Reach-1	2646	500_year_Exis_Fu	4300.00	6322.36	6353.58	6335.01	6353.67	0.000193	4.44	3373.60	279.55	0.14
Reach-1	2772		Culvert									
Reach-1	2661	2_year_Exis_Fu	510.00	6319.14	6322.18	6323.64	6327.06	0.090801	19.67	39.71	23.01	0.32
Reach-1	2661	5_year_Exis_Fu	880.00	6319.14	6323.19	6324.86	6328.83	0.077498	22.23	65.61	29.59	0.19
Reach-1	2661	10_year_Exis_Fu	1200.00	6319.14	6323.64	6326.01	6331.03	0.090947	25.91	77.82	31.66	0.13
Reach-1	2661	25_year_Exis_Fu	1800.00	6319.14	6327.30	6327.30	6329.61	0.015700	16.20	230.50	50.81	1.01
Reach-1	2661	50_year_Exis_Fu	2300.00	6319.14	6328.26	6328.26	6330.81	0.015680	17.45	281.46	55.92	1.03
Reach-1	2661	100_year_Exis_Fu	2900.00	6319.14	6329.28	6329.28	6332.06	0.015532	18.66	341.04	61.36	1.04
Reach-1	2661	500_year_Exis_Fu	4300.00	6319.14	6331.22	6331.22	6334.45	0.015436	20.95	470.35	71.75	1.07
Reach-1	2508	2_year_Exis_Fu	510.00	6307.93	6311.13	6312.01	6314.07	0.068682	13.83	38.15	20.61	1.67
Reach-1	2508	5_year_Exis_Fu	880.00	6307.93	6311.83	6313.30	6316.60	0.076737	17.69	53.78	23.83	1.86
Reach-1	2508	10_year_Exis_Fu	1200.00	6307.93	6312.48	6314.24	6318.07	0.068951	19.28	70.47	27.09	1.82
Reach-1	2508	25_year_Exis_Fu	1800.00	6307.93	6312.93	6315.58	6322.48	0.101490	25.35	83.03	29.38	2.26
Reach-1	2508	50_year_Exis_Fu	2300.00	6307.93	6313.72	6316.60	6323.83	0.085897	26.35	107.85	33.45	2.14
Reach-1	2508	100_year_Exis_Fu	2900.00	6307.93	6314.58	6318.24	6325.23	0.074250	27.39	138.39	37.87	2.05
Reach-1	2508	500_year_Exis_Fu	4300.00	6307.93	6316.40	6320.38	6327.88	0.057471	29.11	219.79	54.57	1.89
Reach-1	2215	2_year_Exis_Fu	510.00	6295.52	6300.41	6300.71	6302.32	0.025127	11.42	55.90	23.41	1.03
Reach-1	2215	5_year_Exis_Fu	880.00	6295.52	6301.75	6302.18	6304.32	0.024185	13.67	89.88	27.58	1.06
Reach-1	2215	10_year_Exis_Fu	1200.00	6295.52	6302.57	6303.19	6305.78	0.025593	15.53	113.51	30.15	1.12
Reach-1	2215	25_year_Exis_Fu	1800.00	6295.52	6304.07	6304.63	6307.97	0.024228	17.56	162.51	34.87	1.13
Reach-1	2215	50_year_Exis_Fu	2300.00	6295.52	6305.00	6306.05	6309.69	0.025467	19.47	196.94	39.93	1.18
Reach-1	2215	100_year_Exis_Fu	2900.00	6295.52	6305.97	6308.51	6311.48	0.026618	21.40	238.83	46.69	1.23
Reach-1	2215	500_year_Exis_Fu	4300.00	6295.52	6307.89	6310.39	6315.09	0.028531	25.09	352.74	75.50	1.32
Reach-1	1715	2_year_Exis_Fu	510.00	6275.56	6278.73	6279.64	6281.71	0.078684	13.86	37.05	20.78	1.76
Reach-1	1715	5_year_Exis_Fu	880.00	6275.56	6279.45	6280.85	6284.03	0.079555	17.24	53.57	24.80	1.87
Reach-1	1715	10_year_Exis_Fu	1200.00	6275.56	6280.07	6281.78	6285.48	0.071901	18.85	69.97	28.23	1.84
Reach-1	1715	25_year_Exis_Fu	1800.00	6275.56	6280.91	6283.20	6288.18	0.072482	22.05	95.71	33.08	1.92
Reach-1	1715	50_year_Exis_Fu	2300.00	6275.56	6281.61	6284.16	6289.81	0.067339	23.61	120.65	37.75	1.90
Reach-1	1715	100_year_Exis_Fu	2900.00	6275.56	6282.36	6285.14	6291.52	0.063382	25.22	150.88	42.70	1.88
Reach-1	1715	500_year_Exis_Fu	4300.00	6275.56	6283.79	6287.27	6294.84	0.059102	28.35	216.13	48.51	1.89
Reach-1	1234	2_year_Exis_Fu	510.00	6265.34	6270.21	6269.68	6271.06	0.015253	7.52	73.10	29.55	0.74
Reach-1	1234	5_year_Exis_Fu	880.00	6265.34	6271.23	6270.88	6272.60	0.017208	9.61	108.79	42.66	0.83
Reach-1	1234	10_year_Exis_Fu	1200.00	6265.34	6271.92	6271.80	6273.64	0.018053	10.90	140.34	48.52	0.87
Reach-1	1234	25_year_Exis_Fu	1800.00	6265.34	6273.09	6273.09	6275.21	0.017683	12.44	202.17	56.34	0.89
Reach-1	1234	50_year_Exis_Fu	2300.00	6265.34	6273.92	6273.92	6276.31	0.017342	13.43	250.98	60.70	0.90
Reach-1	1234	100_year_Exis_Fu	2900.00	6265.34	6274.78	6274.78	6277.48	0.017292	14.51	305.13	65.26	0.92
Reach-1	1234	500_year_Exis_Fu	4300.00	6265.34	6276.52	6276.52	6279.81	0.017010	16.47	427.50	75.53	0.94
Reach-1	756	2_year_Exis_Fu	510.00	6255.90	6260.28	6260.28	6261.69	0.025827	9.68	58.57	24.94	0.97
Reach-1	756	5_year_Exis_Fu	880.00	6255.90	6261.63	6261.63	6263.43	0.021262	11.16	98.10	33.91	0.93
Reach-1	756	10_year_Exis_Fu	1200.00	6255.90	6262.58	6262.58	6264.65	0.019442	12.15	134.54	44.82	0.92
Reach-1	756	25_year_Exis_Fu	1800.00	6255.90	6263.84	6264.24	6266.39	0.019135	13.87	203.60	64.47	0.95
Reach-1	756	50_year_Exis_Fu	2300.00	6255.90	6264.61	6265.10	6267.48	0.019529	15.08	255.41	70.29	0.98
Reach-1	756	100_year_Exis_Fu	2900.00	6255.90	6265.42	6265.99	6268.61	0.019770	16.26	315.32	77.02	1.00
Reach-1	756	500_year_Exis_Fu	4300.00	6255.90	6266.94	6267.78	6270.79	0.020727	18.63	441.71	90.65	1.05
Reach-1	623	2_year_Exis_Fu	510.00	6248.77	6254.53	6252.91	6254.97	0.004541	6.13	141.67	40.60	0.46
Reach-1	623	5_year_Exis_Fu	880.00	6248.77	6256.27	6254.11	6256.87	0.004594	7.40	219.09	51.68	0.48
Reach-1	623	10_year_Exis_Fu	1200.00	6248.77	6257.64	6254.94	6258.29	0.004204	7.95	300.76	67.63	0.48
Reach-1	623	25_year_Exis_Fu	1800.00	6248.77	6260.05	6256.19	6260.64	0.003114	8.06	484.10	96.06	0.43
Reach-1	623	50_year_Exis_Fu	2300.00	6248.77	6260.43	6257.46	6261.28	0.004359	9.75	514.45	100.76	0.51
Reach-1	623	100_year_Exis_Fu	2900.00	6248.77	6262.48	6258.76	6263.22	0.003294	9.46	683.63	126.13	0.45
Reach-1	623	500_year_Exis_Fu	4300.00	6248.77	6266.66	6260.38	6267.30	0.002212	9.28	1055.57	180.04	0.39
Reach-1	581		Bridge									
Reach-1	536	2_year_Exis_Fu	510.00	6247.66	6252.14	6251.82	6253.11	0.013277	8.78	92.22	36.40	0.75
Reach-1	536	5_year_Exis_Fu	880.00	6247.66	6253.29	6252.95	6254.69	0.014887	10.92	138.39	40.18	0.83
Reach-1	536	10_year_Exis_Fu	1200.00	6247.66	6254.00	6253.83	6255.81	0.016808	12.61	185.87	42.51	0.90
Reach-1	536	25_year_Exis_Fu	1800.00	6247.66	6255.15	6255.15	6257.61	0.019053	15.06	217.23	47.32	0.99
Reach-1	536	50_year_Exis_Fu	2300.00	6247.66	6256.03	6256.03	6258.89	0.019717	16.53	260.60	51.58	1.02
Reach-1	536	100_year_Exis_Fu	2900.00	6247.66	6256.19	6257.29	6260.51	0.029083	20.34	269.03	53.13	1.25
Reach-1	536	500_year_Exis_Fu	4300.00	6247.66	6258.88	6259.65	6264.44	0.046789	27.21	307.68	59.71	1.50
Reach-1	327	2_year_Exis_Fu	510.00	6244.98	6248.26	6248.26	6249.44	0.023493	8.89	66.83	32.71	0.94
Reach-1	327	5_year_Exis_Fu	880.00	6244.98	6249.37	6249.37	6250.96	0.021075	10.53	107.29	40.45	0.94
Reach-1	327	10_year_Exis_Fu	1200.00	6244.98	6250.20	6250.20	6252.03	0.019312	11.47	143.21	46.25	0.93
Reach-1	327	25_year_Exis_Fu	1800.00	6244.98	6251.88	6252.17	6253.71	0.013649	11.83	282.00	523.70	0.82
Reach-1	327	50_year_Exis_Fu	2300.00	6244.98	6252.84	6252.84	6254.43	0.010998	11.66	407.45	569.16	0.76
Reach-1	327	100_year_Exis_Fu	2900.00	6244.98	6253.12	6253.44	6255.25	0.014541	13.73	443.43	573.45	0.88
Reach-1	327	500_year_Exis_Fu	4300.00	6244.98	6254.38	6254.82	6256.78	0.014845	15.38	613.09	602.86	0.91

HEC-RAS Plan: DCFuEx River: Dry Creek Reach: Reach-1 (Continued)

Reach	River Sta	Profile	Q Total	Min Ch El	W.S. Elev	Crit W.S.	E.G. Elev	E.G. Slope	Vel Chnl	Flow Area	Top Width	Froude # Chl
			(cfs)	(ft)	(ft)	(ft)	(ft)	(ft/ft)	(ft/s)	(sq ft)	(ft)	
Reach-1	229	2_year_Exis_Fu	510.00	6234.79	6237.52	6238.94	6242.97	0.212637	18.87	30.08	29.73	2.55
Reach-1	229	5_year_Exis_Fu	880.00	6234.79	6242.54	6239.98	6242.93	0.003284	5.87	262.04	55.38	0.40
Reach-1	229	10_year_Exis_Fu	1200.00	6234.79	6246.31	6240.70	6246.54	0.001131	4.64	503.48	73.18	0.25
Reach-1	229	25_year_Exis_Fu	1800.00	6234.79	6251.63	6241.80	6251.80	0.000543	4.22	1100.70	428.23	0.19
Reach-1	229	50_year_Exis_Fu	2300.00	6234.79	6252.20	6242.67	6252.45	0.000765	5.14	1275.96	688.99	0.22
Reach-1	229	100_year_Exis_Fu	2900.00	6234.79	6252.60	6243.53	6252.97	0.001140	6.37	1411.26	723.96	0.27
Reach-1	229	500_year_Exis_Fu	4300.00	6234.79	6253.40	6245.55	6254.01	0.001872	8.42	1717.89	782.57	0.35
Reach-1	149		Culvert									
Reach-1	84	2_year_Exis_Fu	510.00	6233.40	6234.53	6237.52	6360.18	16.671310	89.95	5.67	8.48	2.55
Reach-1	84	5_year_Exis_Fu	880.00	6233.40	6235.64	6238.50	6269.51	1.979393	46.71	18.85	15.70	0.40
Reach-1	84	10_year_Exis_Fu	1200.00	6233.40	6236.10	6239.14	6267.44	1.258132	45.28	29.08	29.75	0.25
Reach-1	84	25_year_Exis_Fu	1800.00	6233.40	6240.15	6240.15	6241.83	0.018869	12.64	257.43	80.95	0.93
Reach-1	84	50_year_Exis_Fu	2300.00	6233.40	6240.82	6240.82	6242.70	0.019151	13.71	313.87	88.79	0.96
Reach-1	84	100_year_Exis_Fu	2900.00	6233.40	6241.59	6241.59	6243.61	0.018556	14.55	385.50	97.85	0.96
Reach-1	84	500_year_Exis_Fu	4300.00	6233.40	6243.00	6243.00	6245.36	0.018429	16.35	535.21	114.49	0.99
Reach-1	33	2_year_Exis_Fu	510.00	6230.00	6231.14	6232.52	6237.77	0.444641	21.11	28.03	36.28	3.53
Reach-1	33	5_year_Exis_Fu	880.00	6230.00	6232.15	6233.22	6235.81	0.117967	16.71	76.62	60.53	2.03
Reach-1	33	10_year_Exis_Fu	1200.00	6230.00	6232.48	6233.68	6236.83	0.120146	18.61	98.17	68.68	2.10
Reach-1	33	25_year_Exis_Fu	1800.00	6230.00	6233.00	6234.52	6238.35	0.122307	21.32	132.05	81.04	2.18
Reach-1	33	50_year_Exis_Fu	2300.00	6230.00	6233.43	6235.13	6239.19	0.113629	22.53	161.53	91.58	2.15
Reach-1	33	100_year_Exis_Fu	2900.00	6230.00	6233.92	6235.75	6240.11	0.105563	23.74	194.82	103.28	2.12
Reach-1	33	500_year_Exis_Fu	4300.00	6230.00	6234.98	6237.04	6241.88	0.089627	25.67	268.60	141.32	2.03

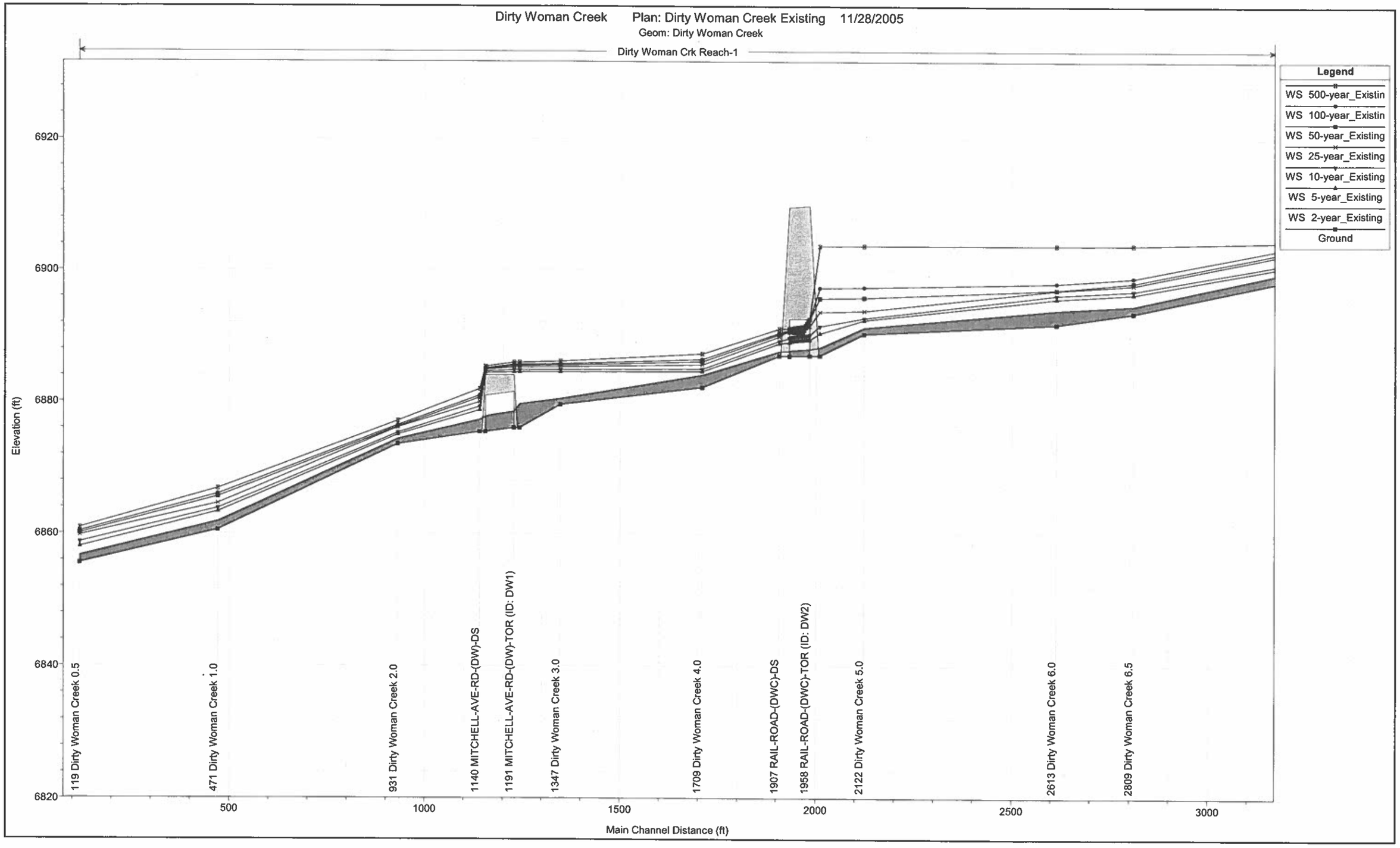
Dirty Woman Creek
Plan: Dirty Woman Creek Existing 11/28/2005
Geom: Dirty Woman Creek
Dirty Woman Crk Reach-1
Legend
WS 500-year_Existin
WS 100-year_Existin
WS 50-year_Existing
WS 25-year_Existing
WS 10-year_Existing
WS 5-year_Existing
WS 2-year_Existing
Ground
Elevation (ft)
6920
6900
6880
6860
6840
6820
119 Dirty Woman Creek 0.5
471 Dirty Woman Creek 1.0
931 Dirty Woman Creek 2.0
1140 MITCHELL-AVE-RD-(DW)-DS
1191 MITCHELL-AVE-RD-(DW)-TOR (ID: DW1)
1347 Dirty Woman Creek 3.0
1709 Dirty Woman Creek 4.0
1907 RAIL-ROAD-(DWC)-DS
1958 RAIL-ROAD-(DWC)-TOR (ID: DW2)
2122 Dirty Woman Creek 5.0
2613 Dirty Woman Creek 6.0
2809 Dirty Woman Creek 6.5
500
1000
1500
2000
2500
3000
Main Channel Distance (ft)

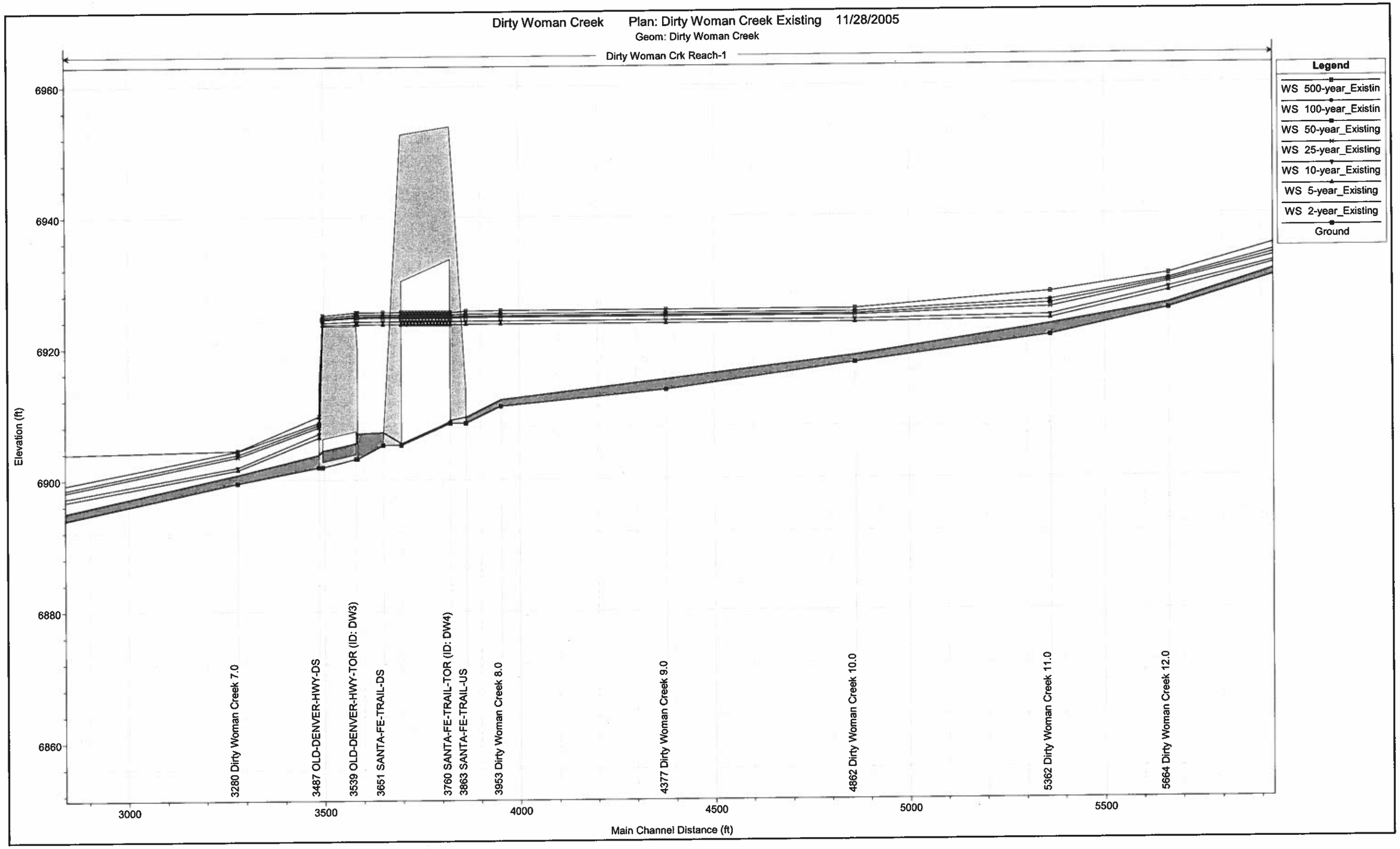
Dirty Woman Creek Plan: Dirty Woman Creek Existing 11/28/2005
Geom: Dirty Woman Creek
Dirty Woman Crk Reach-1
Legend
WS 500-year_Existin
WS 100-year_Existin
WS 50-year_Existing
WS 25-year_Existing
WS 10-year_Existing
WS 5-year_Existing
WS 2-year_Existing
Ground
Elevation (ft)
6960
6940
6920
6900
6880
6860
3280 Dirty Woman Creek 7.0
3487 OLD-DENVER-HWY-DS
3539 OLD-DENVER-HWY-TOR (ID: DW3)
3651 SANTA-FE-TRAIL-DS
3760 SANTA-FE-TRAIL-TOR (ID: DW4)
3863 SANTA-FE-TRAIL-US
3953 Dirty Woman Creek 8.0
4377 Dirty Woman Creek 9.0
4862 Dirty Woman Creek 10.0
5362 Dirty Woman Creek 11.0
5664 Dirty Woman Creek 12.0
3000
3500
4000
4500
5000
5500
Main Channel Distance (ft)

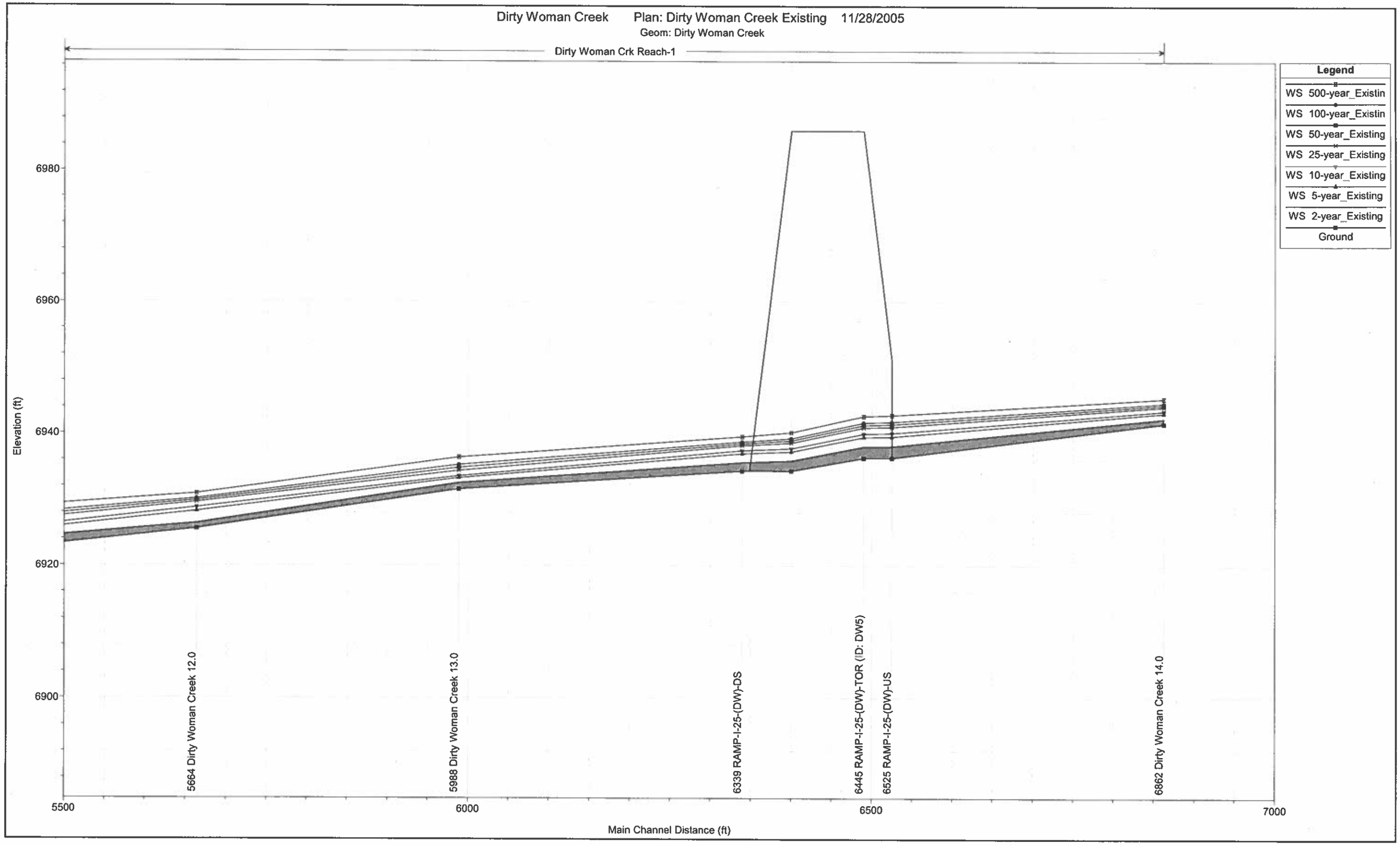
Dirty Woman Creek Plan: Dirty Woman Creek Existing 11/28/2005
Geom: Dirty Woman Creek
Dirty Woman Crk Reach-1
Legend
WS 500-year_Existin
WS 100-year_Existin
WS 50-year_Existing
WS 25-year_Existing
WS 10-year_Existing
WS 5-year_Existing
WS 2-year_Existing
Ground
Elevation (ft)
6980
6960
6940
6920
6900
5664 Dirty Woman Creek 12.0
5988 Dirty Woman Creek 13.0
6339 RAMP-I-25-(DW)-DS
6445 RAMP-I-25-(DW)-TOR (ID: DW5)
6525 RAMP-I-25-(DW)-US
6862 Dirty Woman Creek 14.0
5500
6000
6500
7000
Main Channel Distance (ft)

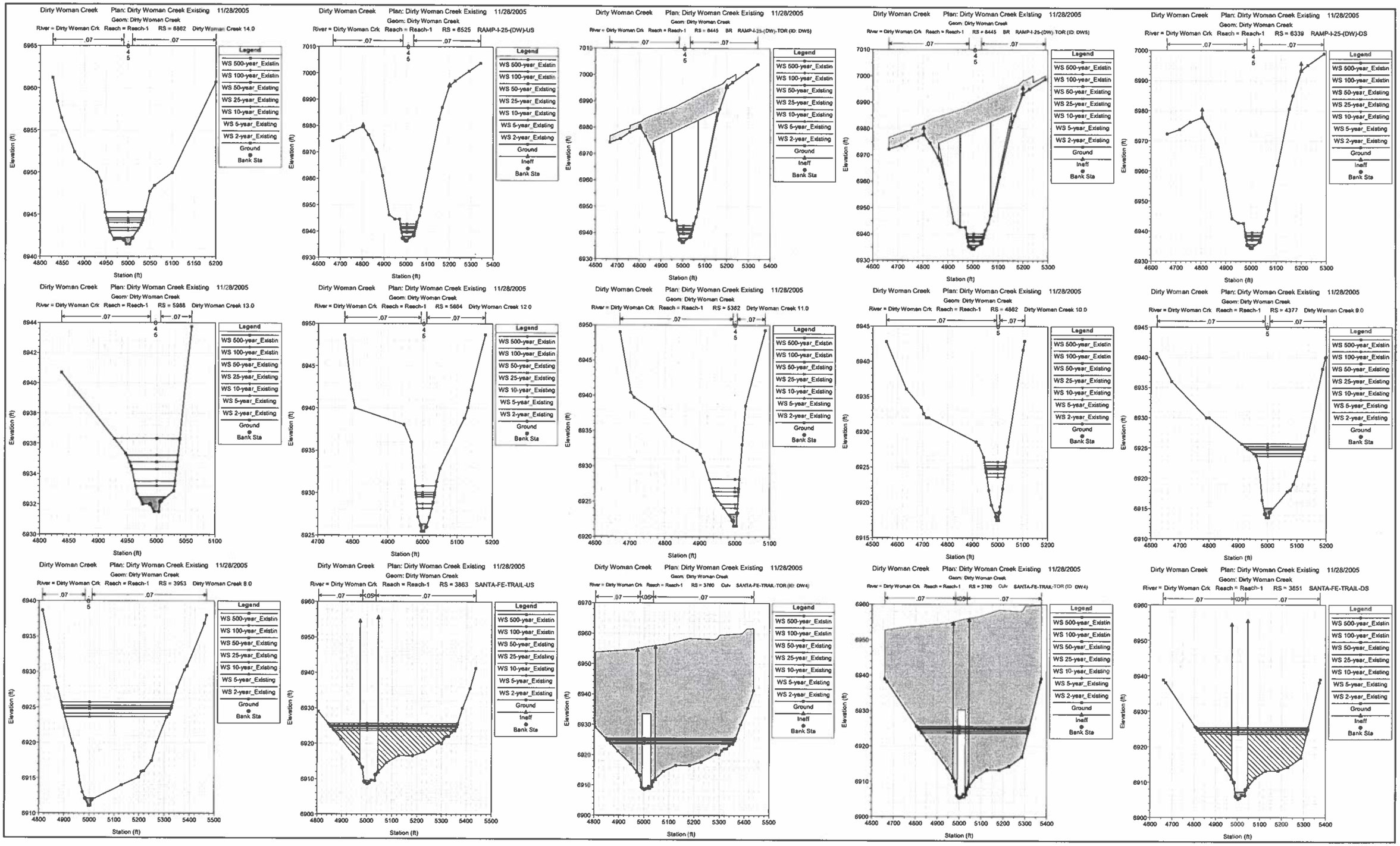
Dirty Woman Creek Plan: Dirty Woman Creek Existing 11/28/2005
Geom: Dirty Woman Creek
River = Dirty Woman Crk Reach = Reach-1 RS = 8862 Dirty Woman Creek 14.0
River = Dirty Woman Crk Reach = Reach-1 RS = 6525 RAMP-I-25-(DW)-US
River = Dirty Woman Crk Reach = Reach-1 RS = 6445 BR RAMP-I-25-(DW)-TOR (ID: DW5)
River = Dirty Woman Crk Reach = Reach-1 RS = 6339 RAMP-I-25-(DW)-DS
River = Dirty Woman Crk Reach = Reach-1 RS = 5988 Dirty Woman Creek 13.0
River = Dirty Woman Crk Reach = Reach-1 RS = 5664 Dirty Woman Creek 12.0
River = Dirty Woman Crk Reach = Reach-1 RS = 5362 Dirty Woman Creek 11.0
River = Dirty Woman Crk Reach = Reach-1 RS = 4862 Dirty Woman Creek 10.0
River = Dirty Woman Crk Reach = Reach-1 RS = 4377 Dirty Woman Creek 9.0
River = Dirty Woman Crk Reach = Reach-1 RS = 3953 Dirty Woman Creek 8.0
River = Dirty Woman Crk Reach = Reach-1 RS = 3863 SANTA-FE-TRAIL-US
River = Dirty Woman Crk Reach = Reach-1 RS = 3780 Culv SANTA-FE-TRAIL-TOR (ID: DW4)
River = Dirty Woman Crk Reach = Reach-1 RS = 3651 SANTA-FE-TRAIL-DS
Legend
WS 500-year_Existin
WS 100-year_Existin
WS 50-year_Existing
WS 25-year_Existing
WS 10-year_Existing
WS 5-year_Existing
WS 2-year_Existing
Ground
Ineff
Bank Sta
Elevation (ft)
Station (ft)

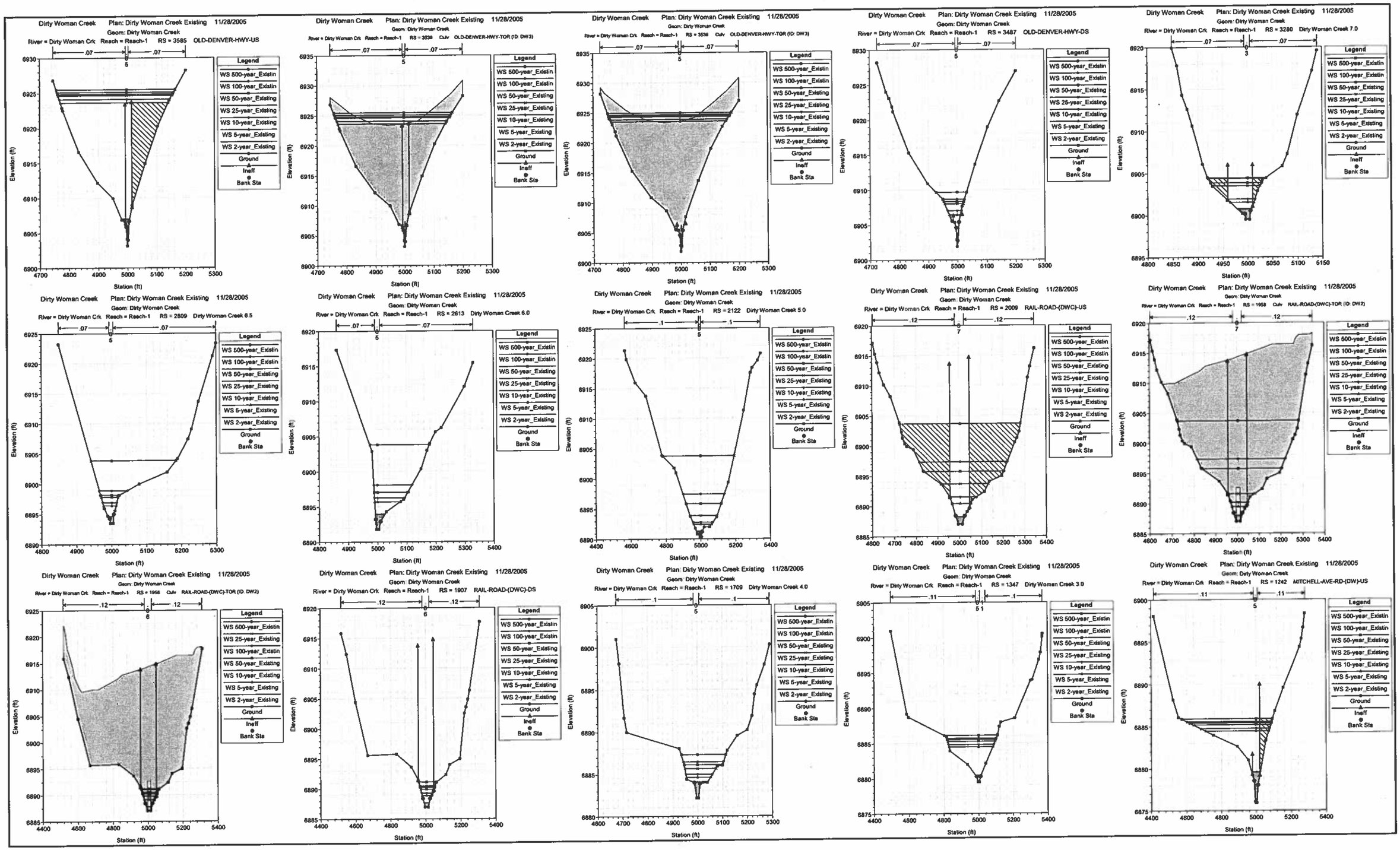
Dirty Woman Creek Plan: Dirty Woman Creek Existing 11/28/2005
Geom: Dirty Woman Creek
River = Dirty Woman Crk Reach = Reach-1 RS = 3585 OLD-DENVER-HWY-US
River = Dirty Woman Crk Reach = Reach-1 RS = 3530 Culv OLD-DENVER-HWY-TOR (ID: DW3)
River = Dirty Woman Crk Reach = Reach-1 RS = 3487 OLD-DENVER-HWY-DS
River = Dirty Woman Crk Reach = Reach-1 RS = 3280 Dirty Woman Creek 7.0
River = Dirty Woman Crk Reach = Reach-1 RS = 2809 Dirty Woman Creek 6.5
River = Dirty Woman Crk Reach = Reach-1 RS = 2613 Dirty Woman Creek 6.0
River = Dirty Woman Crk Reach = Reach-1 RS = 2122 Dirty Woman Creek 5.0
River = Dirty Woman Crk Reach = Reach-1 RS = 2009 RAIL-ROAD-(DWC)-US
River = Dirty Woman Crk Reach = Reach-1 RS = 1958 Culv RAIL-ROAD-(DWC)-TOR (ID: DW2)
River = Dirty Woman Crk Reach = Reach-1 RS = 1958 Culv RAIL-ROAD-(DWC)-TOR (ID: DW2)
River = Dirty Woman Crk Reach = Reach-1 RS = 1907 RAIL-ROAD-(DWC)-DS
River = Dirty Woman Crk Reach = Reach-1 RS = 1709 Dirty Woman Creek 4.0
River = Dirty Woman Crk Reach = Reach-1 RS = 1347 Dirty Woman Creek 3.0
River = Dirty Woman Crk Reach = Reach-1 RS = 1242 MITCHELL-AVE-RD-(DW)-US
Legend
WS 500-year_Existin
WS 100-year_Existin
WS 50-year_Existing
WS 25-year_Existing
WS 10-year_Existing
WS 5-year_Existing
WS 2-year_Existing
Ground
Ineff
Bank Sta
Elevation (ft)
Station (ft)

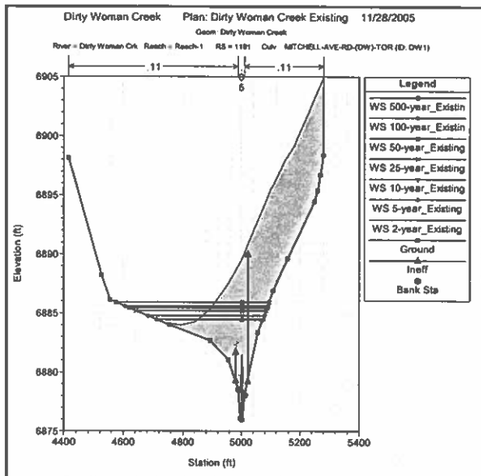
Dirty Woman Creek Plan: Dirty Woman Creek Existing 11/28/2005
Geom: Dirty Woman Creek
River = Dirty Woman Crk Reach = Reach-1 RS = 1191 Culv MITCHELL-AVE-RD-(DW)-TOR (ID: DW1)
Legend
WS 500-year_Existin
WS 100-year_Existin
WS 50-year_Existing
WS 25-year_Existing
WS 10-year_Existing
WS 5-year_Existing
WS 2-year_Existing
Ground
Ineff
Bank Sta
Elevation (ft)
Station (ft)


Dirty Woman Creek Plan: Dirty Woman Creek Existing 11/28/2005
Geom: Dirty Woman Creek
River = Dirty Woman Crk Reach = Reach-1 RS = 1191 Culv MITCHELL-AVE-RD-(DW)-TOR (ID: DW1)
Legend
WS 500-year_Existin
WS 100-year_Existin
WS 50-year_Existing
WS 25-year_Existing
WS 10-year_Existing
WS 5-year_Existing
WS 2-year_Existing
Ground
Ineff
Bank Sta
Elevation (ft)
Station (ft)

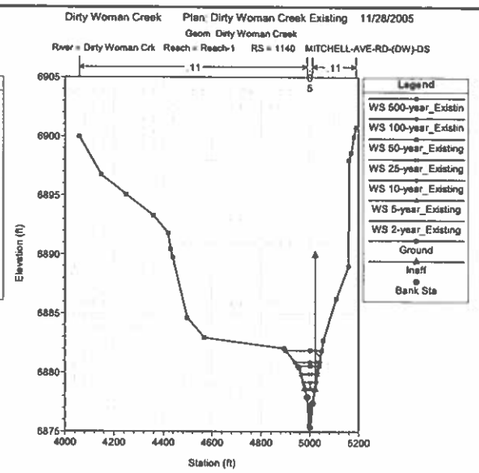
Dirty Woman Creek Plan: Dirty Woman Creek Existing 11/28/2005
Geom: Dirty Woman Creek
River = Dirty Woman Crk Reach = Reach-1 RS = 1140 MITCHELL-AVE-RD-(DW)-DS
Legend
WS 500-year_Existin
WS 100-year_Existin
WS 50-year_Existing
WS 25-year_Existing
WS 10-year_Existing
WS 5-year_Existing
WS 2-year_Existing
Ground
Ineff
Bank Sta
Elevation (ft)
Station (ft)

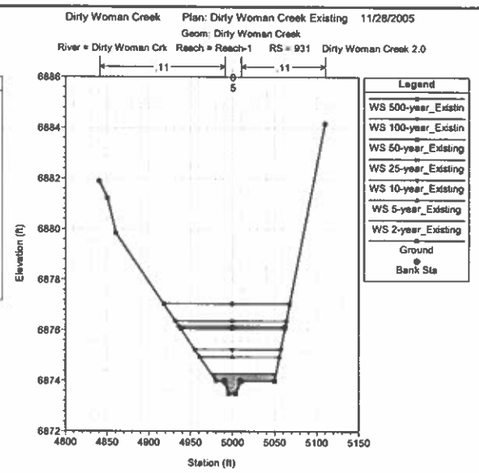
Dirty Woman Creek Plan: Dirty Woman Creek Existing 11/28/2005
Geom: Dirty Woman Creek
River = Dirty Woman Crk Reach = Reach-1 RS = 931 Dirty Woman Creek 2.0
Legend
WS 500-year_Existin
WS 100-year_Existin
WS 50-year_Existing
WS 25-year_Existing
WS 10-year_Existing
WS 5-year_Existing
WS 2-year_Existing
Ground
Bank Sta
Elevation (ft)
Station (ft)

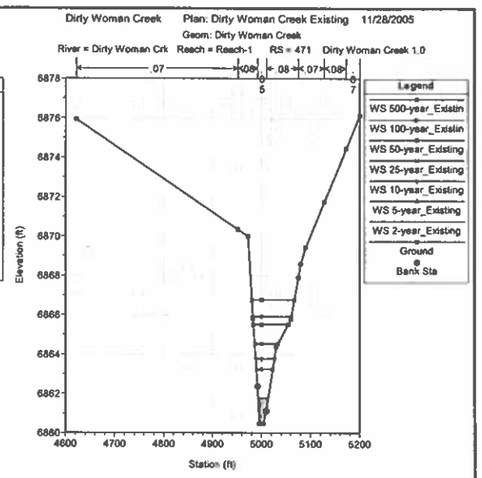
Dirty Woman Creek Plan: Dirty Woman Creek Existing 11/28/2005
Geom: Dirty Woman Creek
River = Dirty Woman Crk Reach = Reach-1 RS = 471 Dirty Woman Creek 1.0
Legend
WS 500-year_Existin
WS 100-year_Existin
WS 50-year_Existing
WS 25-year_Existing
WS 10-year_Existing
WS 5-year_Existing
WS 2-year_Existing
Ground
Bank Sta
Elevation (ft)
Station (ft)

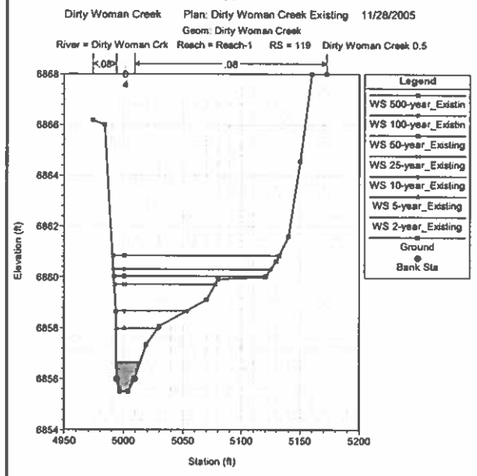
Dirty Woman Creek Plan: Dirty Woman Creek Existing 11/28/2005
Geom: Dirty Woman Creek
River = Dirty Woman Crk Reach = Reach-1 RS = 119 Dirty Woman Creek 0.5
Legend
WS 500-year_Existin
WS 100-year_Existin
WS 50-year_Existing
WS 25-year_Existing
WS 10-year_Existing
WS 5-year_Existing
WS 2-year_Existing
Ground
Bank Sta
Elevation (ft)
Station (ft)

HEC-RAS Plan: DWCEx River: Dirty Woman Crk Reach: Reach-1

Reach	River Sta	Profile	Q Total	Min Ch El	W.S. Elev	Crit W.S.	E.G. Elev	E.G. Slope	Vel Chnl	Flow Area	Top Width	Froude # Chl
			(cfs)	(ft)	(ft)	(ft)	(ft)	(ft/ft)	(ft/s)	(sq ft)	(ft)	
Reach-1	6862	2-year_Existing	57.00	6941.50	6942.28	6942.28	6942.49	0.029773	4.01	18.26	45.30	0.92
Reach-1	6862	5-year_Existing	300.00	6941.50	6943.10	6943.10	6943.61	0.026035	6.71	63.76	63.76	0.99
Reach-1	6862	10-year_Existing	450.00	6941.50	6943.43	6943.43	6944.06	0.025862	7.67	85.33	69.34	1.02
Reach-1	6862	25-year_Existing	810.00	6941.50	6944.07	6944.06	6944.91	0.024066	9.13	133.18	78.33	1.04
Reach-1	6862	50-year_Existing	1000.00	6941.50	6944.33	6944.33	6945.29	0.024249	9.82	154.06	80.98	1.06
Reach-1	6862	100-year_Existin	1200.00	6941.50	6944.60	6944.60	6945.65	0.024038	10.42	175.69	83.64	1.08
Reach-1	6862	500-year_Existin	1800.00	6941.50	6945.30	6945.30	6946.60	0.023048	11.79	237.25	90.69	1.09
Reach-1	6525	2-year_Existing	57.00	6936.27	6938.08	6937.18	6938.10	0.001275	1.22	46.98	45.31	0.21
Reach-1	6525	5-year_Existing	300.00	6936.27	6939.52	6938.16	6939.62	0.001855	2.52	123.33	57.06	0.29
Reach-1	6525	10-year_Existing	450.00	6936.27	6940.06	6938.54	6940.20	0.002081	3.05	154.59	59.76	0.32
Reach-1	6525	25-year_Existing	810.00	6936.27	6941.01	6939.20	6941.26	0.002541	4.08	213.65	64.54	0.37
Reach-1	6525	50-year_Existing	1000.00	6936.27	6941.40	6939.51	6941.71	0.002761	4.54	239.50	66.53	0.39
Reach-1	6525	100-year_Existin	1200.00	6936.27	6941.78	6939.81	6942.15	0.002954	4.97	265.00	68.43	0.41
Reach-1	6525	500-year_Existin	1800.00	6936.27	6942.79	6940.61	6943.32	0.003322	6.01	336.71	73.52	0.45
Reach-1	6445		Bridge									
Reach-1	6339	2-year_Existing	57.00	6934.31	6935.61	6935.22	6935.69	0.006700	2.17	26.31	38.75	0.45
Reach-1	6339	5-year_Existing	300.00	6934.31	6936.95	6936.20	6937.13	0.005094	3.42	89.47	53.99	0.46
Reach-1	6339	10-year_Existing	450.00	6934.31	6937.42	6936.58	6937.67	0.005140	4.02	115.38	56.35	0.48
Reach-1	6339	25-year_Existing	810.00	6934.31	6938.18	6937.24	6938.61	0.006124	5.34	159.54	60.17	0.55
Reach-1	6339	50-year_Existing	1000.00	6934.31	6938.45	6937.55	6939.00	0.006899	6.01	178.24	61.55	0.59
Reach-1	6339	100-year_Existin	1200.00	6934.31	6938.72	6937.85	6939.39	0.007570	6.64	192.89	62.90	0.62
Reach-1	6339	500-year_Existin	1800.00	6934.31	6939.52	6938.65	6940.48	0.008367	8.00	245.01	66.95	0.68
Reach-1	5988	2-year_Existing	57.00	6931.50	6932.49		6932.82	0.011728	3.19	24.11	47.52	0.61
Reach-1	5988	5-year_Existing	300.00	6931.50	6933.21	6933.21	6933.70	0.023592	6.81	67.24	65.98	0.96
Reach-1	5988	10-year_Existing	450.00	6931.50	6933.52	6933.52	6934.15	0.024814	7.87	87.93	68.56	1.01
Reach-1	5988	25-year_Existing	810.00	6931.50	6934.31	6934.13	6935.02	0.019091	8.73	144.65	75.20	0.94
Reach-1	5988	50-year_Existing	1000.00	6931.50	6934.79	6934.41	6935.48	0.015304	8.72	181.83	80.93	0.87
Reach-1	5988	100-year_Existin	1200.00	6931.50	6935.23		6935.93	0.013214	8.85	219.31	87.41	0.82
Reach-1	5988	500-year_Existin	1800.00	6931.50	6936.34		6937.09	0.010600	9.49	329.15	112.20	0.77
Reach-1	5664	2-year_Existing	57.00	6925.50	6926.37	6926.37	6926.72	0.031742	4.75	12.54	20.70	0.98
Reach-1	5664	5-year_Existing	300.00	6925.50	6928.19	6927.67	6928.57	0.008262	5.56	73.33	42.20	0.61
Reach-1	5664	10-year_Existing	450.00	6925.50	6928.74	6928.14	6929.24	0.008608	6.47	97.81	46.55	0.65
Reach-1	5664	25-year_Existing	810.00	6925.50	6929.55		6930.38	0.011130	8.59	137.58	51.97	0.77
Reach-1	5664	50-year_Existing	1000.00	6925.50	6929.81		6930.86	0.013108	9.73	151.38	53.85	0.84
Reach-1	5664	100-year_Existin	1200.00	6925.50	6930.07		6931.34	0.014796	10.77	165.69	55.34	0.90
Reach-1	5664	500-year_Existin	1800.00	6925.50	6930.84	6930.83	6932.64	0.017495	13.04	210.53	60.31	1.01
Reach-1	5362	2-year_Existing	57.00	6921.50	6923.21	6922.58	6923.32	0.004511	2.80	25.52	26.71	0.40
Reach-1	5362	5-year_Existing	300.00	6921.50	6924.08	6924.08	6924.84	0.019957	7.91	54.68	40.17	0.91
Reach-1	5362	10-year_Existing	450.00	6921.50	6924.61	6924.61	6925.49	0.018915	8.82	76.32	48.42	0.91
Reach-1	5362	25-year_Existing	810.00	6921.50	6925.78		6926.65	0.013762	9.42	145.22	66.43	0.82
Reach-1	5362	50-year_Existing	1000.00	6921.50	6926.36		6927.15	0.011091	9.24	185.23	71.38	0.76
Reach-1	5362	100-year_Existin	1200.00	6921.50	6926.89		6927.65	0.009554	9.22	224.41	75.48	0.71
Reach-1	5362	500-year_Existin	1800.00	6921.50	6928.15		6928.92	0.007914	9.70	325.34	85.51	0.67
Reach-1	4862	2-year_Existing	57.00	6917.50	6918.63	6918.53	6918.93	0.023612	4.47	14.31	19.48	0.79
Reach-1	4862	5-year_Existing	300.00	6917.50	6923.65	6919.96	6923.68	0.000375	1.87	255.58	68.20	0.13
Reach-1	4862	10-year_Existing	450.00	6917.50	6924.13	6920.43	6924.18	0.000607	2.50	289.01	71.53	0.17
Reach-1	4862	25-year_Existing	810.00	6917.50	6924.73		6924.87	0.001346	3.95	333.63	76.14	0.26
Reach-1	4862	50-year_Existing	1000.00	6917.50	6924.94		6925.12	0.001620	4.68	349.26	77.77	0.31
Reach-1	4862	100-year_Existin	1200.00	6917.50	6925.26		6925.50	0.002174	5.27	375.22	80.47	0.34
Reach-1	4862	500-year_Existin	1800.00	6917.50	6925.76		6926.19	0.003734	7.20	416.38	84.68	0.45
Reach-1	4377	2-year_Existing	57.00	6913.50	6915.11		6915.18	0.003683	2.27	29.95	33.50	0.34
Reach-1	4377	5-year_Existing	300.00	6913.50	6923.65		6923.65	0.000017	0.56	933.48	155.27	0.03
Reach-1	4377	10-year_Existing	450.00	6913.50	6924.12		6924.13	0.000031	0.79	1010.07	166.53	0.04
Reach-1	4377	25-year_Existing	810.00	6913.50	6924.72		6924.73	0.000081	1.31	1115.87	187.25	0.07
Reach-1	4377	50-year_Existing	1000.00	6913.50	6924.91		6924.93	0.000114	1.58	1153.14	193.42	0.08
Reach-1	4377	100-year_Existin	1200.00	6913.50	6925.23		6925.26	0.000144	1.81	1217.00	203.55	0.09
Reach-1	4377	500-year_Existin	1800.00	6913.50	6925.71		6925.75	0.000269	2.54	1316.51	218.40	0.13
Reach-1	3953	2-year_Existing	57.00	6911.09	6912.12		6912.27	0.017128	3.04	19.85	39.28	0.64
Reach-1	3953	5-year_Existing	300.00	6911.09	6923.65		6923.65	0.000001	0.16	3222.52	406.78	0.01
Reach-1	3953	10-year_Existing	450.00	6911.09	6924.12		6924.12	0.000002	0.23	3419.34	420.21	0.01
Reach-1	3953	25-year_Existing	810.00	6911.09	6924.72		6924.72	0.000005	0.39	3672.63	429.49	0.02
Reach-1	3953	50-year_Existing	1000.00	6911.09	6924.92		6924.92	0.000006	0.47	3757.44	432.55	0.02
Reach-1	3953	100-year_Existin	1200.00	6911.09	6925.24		6925.24	0.000010	0.54	3897.66	437.57	0.03
Reach-1	3953	500-year_Existin	1800.00	6911.09	6925.71		6925.72	0.000019	0.77	4107.94	444.96	0.04
Reach-1	3863	2-year_Existing	66.00	6908.54	6909.50	6909.50	6909.78	0.044694	4.26	15.48	27.57	1.00
Reach-1	3863	5-year_Existing	310.00	6908.54	6923.65	6910.33	6923.65	0.000004	0.35	980.24	485.77	0.02
Reach-1	3863	10-year_Existing	460.00	6908.54	6924.12	6910.69	6924.12	0.000006	0.51	994.50	493.96	0.02
Reach-1	3863	25-year_Existing	840.00	6908.54	6924.71	6911.44	6924.72	0.000025	0.89	1036.96	504.12	0.04
Reach-1	3863	50-year_Existing	1000.00	6908.54	6924.90	6911.89	6924.91	0.000033	1.04	1050.81	507.43	0.05
Reach-1	3863	100-year_Existin	1300.00	6908.54	6925.21	6912.21	6925.23	0.000053	1.33	1073.30	512.85	0.06
Reach-1	3863	500-year_Existin	1800.00	6908.54	6925.66	6912.86	6925.70	0.000092	1.78	1105.96	520.41	0.08

HEC-RAS Plan: DWCEx River: Dirty Woman Crk Reach: Reach-1 (Continued)

Reach	River Sta	Profile	Q Total	Min Ch El	W.S. Elev	Crit W.S.	E.G. Elev	E.G. Slope	Vel Chnl	Flow Area	Top Width	Froude # Chl
			(cfs)	(ft)	(ft)	(ft)	(ft)	(ft/ft)	(ft/s)	(sq ft)	(ft)	
Reach-1	3760		Culvert									
Reach-1	3651	2-year_Existing	66.00	6905.23	6907.23	6906.20	6907.25	0.000950	1.09	60.75	46.40	0.17
Reach-1	3651	5-year_Existing	310.00	6905.23	6923.64	6907.02	6923.64	0.000002	0.28	1199.67	483.46	0.01
Reach-1	3651	10-year_Existing	460.00	6905.23	6924.11	6907.38	6924.11	0.000004	0.41	1233.33	490.81	0.02
Reach-1	3651	25-year_Existing	840.00	6905.23	6924.67	6908.10	6924.68	0.000013	0.72	1273.91	499.84	0.03
Reach-1	3651	50-year_Existing	1000.00	6905.23	6924.84	6908.41	6924.85	0.000017	0.85	1286.67	502.42	0.03
Reach-1	3651	100-year_Existin	1300.00	6905.23	6925.12	6908.90	6925.14	0.000026	1.09	1306.66	506.77	0.04
Reach-1	3651	500-year_Existin	1800.00	6905.23	6925.50	6909.55	6925.53	0.000049	1.46	1333.94	512.70	0.06
Reach-1	3585	2-year_Existing	66.00	6903.16	6907.03	6905.46	6907.13	0.002703	2.53	27.91	28.41	0.28
Reach-1	3585	5-year_Existing	310.00	6903.16	6923.64	6907.65	6923.64	0.000001	0.22	2547.75	370.86	0.01
Reach-1	3585	10-year_Existing	460.00	6903.16	6924.11	6908.52	6924.11	0.000002	0.25	3589.98	379.66	0.01
Reach-1	3585	25-year_Existing	840.00	6903.16	6924.67	6909.96	6924.67	0.000005	0.43	3806.99	391.73	0.02
Reach-1	3585	50-year_Existing	1000.00	6903.16	6924.85	6910.31	6924.85	0.000006	0.50	3876.75	395.47	0.02
Reach-1	3585	100-year_Existin	1300.00	6903.16	6925.13	6911.20	6925.13	0.000010	0.63	3987.84	401.35	0.02
Reach-1	3585	500-year_Existin	1800.00	6903.16	6925.51	6912.35	6925.51	0.000018	0.84	4142.62	409.41	0.03
Reach-1	3539		Culvert									
Reach-1	3487	2-year_Existing	66.00	6901.90	6903.83	6904.20	6904.99	0.091940	8.67	7.62	6.91	0.28
Reach-1	3487	5-year_Existing	310.00	6901.90	6906.44	6906.44	6907.25	0.019319	7.92	54.48	38.39	0.78
Reach-1	3487	10-year_Existing	460.00	6901.90	6907.05	6907.05	6907.91	0.018143	8.62	80.42	47.36	0.78
Reach-1	3487	25-year_Existing	840.00	6901.90	6908.03	6908.03	6909.08	0.018751	10.22	134.29	62.79	0.82
Reach-1	3487	50-year_Existing	1000.00	6901.90	6908.36	6908.36	6909.46	0.018763	10.69	156.01	68.47	0.83
Reach-1	3487	100-year_Existin	1300.00	6901.90	6908.70	6908.70	6910.09	0.022759	12.28	179.80	74.27	0.93
Reach-1	3487	500-year_Existin	1800.00	6901.90	6909.68	6909.68	6910.98	0.019018	12.55	268.29	104.81	0.87
Reach-1	3280	2-year_Existing	66.00	6899.50	6900.81	6900.84	6901.07	0.006431	4.31	20.47	29.73	0.70
Reach-1	3280	5-year_Existing	310.00	6899.50	6901.55	6902.03	6902.96	0.020473	10.67	48.72	47.99	1.38
Reach-1	3280	10-year_Existing	460.00	6899.50	6901.93	6902.46	6903.64	0.020828	12.16	67.34	57.14	1.42
Reach-1	3280	25-year_Existing	840.00	6899.50	6903.51	6903.33	6904.58	0.007664	10.47	146.42	95.98	0.94
Reach-1	3280	50-year_Existing	1000.00	6899.50	6903.88	6903.64	6905.05	0.007607	11.08	164.61	102.32	0.95
Reach-1	3280	100-year_Existin	1300.00	6899.50	6904.39	6904.15	6905.84	0.008197	12.42	190.49	114.96	1.00
Reach-1	3280	500-year_Existin	1800.00	6899.50	6904.47	6905.00	6907.12	0.014778	16.85	194.30	117.51	1.35
Reach-1	2809	2-year_Existing	66.00	6893.50	6894.68	6894.68	6895.13	0.034545	5.46	12.75	16.22	0.95
Reach-1	2809	5-year_Existing	310.00	6893.50	6896.42	6896.22	6897.05	0.016245	7.13	59.03	36.04	0.76
Reach-1	2809	10-year_Existing	460.00	6893.50	6896.94	6896.75	6897.73	0.017083	8.22	78.96	40.59	0.80
Reach-1	2809	25-year_Existing	840.00	6893.50	6897.83		6899.03	0.020349	10.53	118.20	48.32	0.91
Reach-1	2809	50-year_Existing	1000.00	6893.50	6898.19		6899.50	0.020488	11.17	136.18	53.79	0.93
Reach-1	2809	100-year_Existin	1300.00	6893.50	6898.92	6898.92	6900.28	0.018252	11.66	185.38	80.43	0.90
Reach-1	2809	500-year_Existin	1800.00	6893.50	6903.88	6899.79	6903.98	0.000726	3.63	1051.52	244.33	0.20
Reach-1	2613	2-year_Existing	66.00	6891.79	6893.98	6892.86	6894.04	0.001838	1.90	40.60	33.32	0.25
Reach-1	2613	5-year_Existing	310.00	6891.79	6895.72		6895.86	0.002620	3.52	141.46	88.39	0.33
Reach-1	2613	10-year_Existing	460.00	6891.79	6896.28		6896.44	0.002773	3.98	195.75	103.81	0.34
Reach-1	2613	25-year_Existing	840.00	6891.79	6897.05	6895.81	6897.30	0.003753	5.19	280.56	115.49	0.41
Reach-1	2613	50-year_Existing	1000.00	6891.79	6897.10		6897.44	0.005064	6.07	285.99	116.20	0.46
Reach-1	2613	100-year_Existin	1300.00	6891.79	6898.10	6896.56	6898.36	0.003371	5.59	409.49	131.27	0.40
Reach-1	2613	500-year_Existin	1800.00	6891.79	6903.83		6903.87	0.000242	2.35	1376.89	204.77	0.12
Reach-1	2122	2-year_Existing	66.00	6890.32	6891.32	6891.32	6891.63	0.034416	5.00	19.05	33.59	0.94
Reach-1	2122	5-year_Existing	310.00	6890.32	6892.46	6892.46	6892.94	0.023290	7.17	91.43	102.00	0.89
Reach-1	2122	10-year_Existing	460.00	6890.32	6892.79	6892.79	6893.34	0.024635	8.14	126.39	114.94	0.94
Reach-1	2122	25-year_Existing	840.00	6890.32	6893.87		6894.23	0.012264	7.40	274.50	154.78	0.70
Reach-1	2122	50-year_Existing	1000.00	6890.32	6895.88		6895.96	0.001829	3.88	631.74	201.33	0.29
Reach-1	2122	100-year_Existin	1300.00	6890.32	6897.44		6897.50	0.000954	3.32	975.68	237.68	0.22
Reach-1	2122	500-year_Existin	1800.00	6890.32	6903.78		6903.79	0.000100	1.65	2949.75	410.81	0.08
Reach-1	2009	2-year_Existing	70.00	6887.02	6888.27	6887.71	6888.33	0.009660	1.98	35.34	38.04	0.36
Reach-1	2009	5-year_Existing	310.00	6887.02	6890.44	6888.63	6890.51	0.002587	2.25	168.67	85.01	0.23
Reach-1	2009	10-year_Existing	470.00	6887.02	6891.54	6889.06	6891.62	0.001819	2.33	261.28	122.31	0.20
Reach-1	2009	25-year_Existing	840.00	6887.02	6893.71	6889.86	6893.78	0.001154	2.45	451.52	215.48	0.17
Reach-1	2009	50-year_Existing	1100.00	6887.02	6895.77	6890.24	6895.83	0.000692	2.29	632.80	366.41	0.14
Reach-1	2009	100-year_Existin	1300.00	6887.02	6897.36	6890.52	6897.42	0.000512	2.22	772.46	405.76	0.12
Reach-1	2009	500-year_Existin	1900.00	6887.02	6903.72	6891.17	6903.76	0.000188	1.87	1331.64	556.13	0.08
Reach-1	1958		Culvert									
Reach-1	1907	2-year_Existing	70.00	6886.98	6887.67	6887.67	6887.95	0.064339	4.27	16.40	29.19	1.00
Reach-1	1907	5-year_Existing	310.00	6886.98	6888.89	6888.59	6889.27	0.023178	4.98	64.98	53.27	0.71
Reach-1	1907	10-year_Existing	470.00	6886.98	6889.29	6889.02	6889.82	0.023557	5.87	88.45	63.23	0.75
Reach-1	1907	25-year_Existing	840.00	6886.98	6889.94	6889.82	6890.77	0.026488	7.55	133.65	76.53	0.83
Reach-1	1907	50-year_Existing	1100.00	6886.98	6890.29	6890.20	6891.32	0.028219	8.48	160.35	82.97	0.87
Reach-1	1907	100-year_Existin	1300.00	6886.98	6890.50	6890.50	6891.70	0.030516	9.23	176.64	87.04	0.92
Reach-1	1907	500-year_Existin	1900.00	6886.98	6891.14	6891.26	6892.73	0.032439	10.78	229.67	103.23	0.98
Reach-1	1709	2-year_Existing	70.00	6882.17	6884.08	6883.28	6884.16	0.004063	2.26	34.76	60.68	0.35
Reach-1	1709	5-year_Existing	310.00	6882.17	6884.62	6884.62	6885.11	0.018832	6.11	79.81	97.12	0.79

HEC-RAS Plan: DWCEx River: Dirty Woman Crk Reach: Reach-1 (Continued)

Reach	River Sta	Profile	Q Total	Min Ch El	W.S. Elev	Crit W.S.	E.G. Elev	E.G. Slope	Vel Chnl	Flow Area	Top Width	Froude # Chl
			(cfs)	(ft)	(ft)	(ft)	(ft)	(ft/ft)	(ft/s)	(sq ft)	(ft)	
Reach-1	1709	10-year_Existing	470.00	6882.17	6884.97	6884.97	6885.56	0.019488	6.98	115.93	106.63	0.82
Reach-1	1709	25-year_Existing	840.00	6882.17	6885.85		6886.34	0.018606	8.13	193.68	124.67	0.84
Reach-1	1709	50-year_Existing	1100.00	6882.17	6886.10		6886.85	0.017397	8.66	255.15	153.79	0.83
Reach-1	1709	100-year_Existin	1300.00	6882.17	6886.45	6886.26	6887.14	0.015010	8.60	310.18	161.30	0.79
Reach-1	1709	500-year_Existin	1900.00	6882.17	6887.31	6886.80	6887.95	0.011946	8.81	456.19	179.72	0.73
Reach-1	1347	2-year_Existing	70.00	6879.50	6880.44	6880.44	6880.76	0.039408	4.58	15.79	29.42	0.97
Reach-1	1347	5-year_Existing	310.00	6879.50	6884.49	6881.49	6884.51	0.000247	1.31	577.84	249.10	0.11
Reach-1	1347	10-year_Existing	470.00	6879.50	6884.83	6881.92	6884.85	0.000398	1.75	682.78	258.04	0.14
Reach-1	1347	25-year_Existing	840.00	6879.50	6885.29		6885.34	0.000815	2.65	784.82	270.37	0.20
Reach-1	1347	50-year_Existing	1100.00	6879.50	6885.55		6885.62	0.001111	3.19	855.68	277.26	0.23
Reach-1	1347	100-year_Existin	1300.00	6879.50	6885.73		6885.81	0.001337	3.57	904.97	281.98	0.26
Reach-1	1347	500-year_Existin	1900.00	6879.50	6886.14		6886.28	0.002125	4.71	1025.00	304.65	0.33
Reach-1	1242	2-year_Existing	70.00	6875.97	6879.63	6877.22	6879.64	0.000334	1.06	78.89	49.42	0.11
Reach-1	1242	5-year_Existing	310.00	6875.97	6884.46	6878.68	6884.49	0.000099	1.13	711.96	362.44	0.07
Reach-1	1242	10-year_Existing	470.00	6875.97	6884.80	6879.36	6884.82	0.000178	1.58	816.85	397.52	0.10
Reach-1	1242	25-year_Existing	840.00	6875.97	6885.22	6880.31	6885.28	0.000416	2.46	969.45	443.60	0.15
Reach-1	1242	50-year_Existing	1100.00	6875.97	6885.45	6880.90	6885.53	0.000604	3.02	1058.82	468.47	0.18
Reach-1	1242	100-year_Existin	1300.00	6875.97	6885.60	6881.28	6885.70	0.000757	3.42	1120.92	485.00	0.20
Reach-1	1242	500-year_Existin	1900.00	6875.97	6885.94	6882.58	6886.10	0.001275	4.55	1265.78	521.51	0.26
Reach-1	1191		Culvert									
Reach-1	1140	2-year_Existing	70.00	6875.36	6877.23	6876.61	6877.37	0.007391	2.92	23.96	19.06	0.46
Reach-1	1140	5-year_Existing	310.00	6875.36	6878.69	6878.04	6879.14	0.010362	5.46	65.10	42.26	0.61
Reach-1	1140	10-year_Existing	470.00	6875.36	6879.23	6878.71	6879.85	0.011504	6.56	89.61	54.05	0.66
Reach-1	1140	25-year_Existing	840.00	6875.36	6879.93	6879.78	6881.07	0.016636	9.05	127.01	69.29	0.82
Reach-1	1140	50-year_Existing	1100.00	6875.36	6880.60	6880.37	6881.83	0.015041	9.61	169.47	87.98	0.81
Reach-1	1140	100-year_Existin	1300.00	6875.36	6880.93	6880.70	6882.34	0.015855	10.36	195.24	103.59	0.84
Reach-1	1140	500-year_Existin	1900.00	6875.36	6881.92	6881.92	6883.54	0.015314	11.54	296.50	149.81	0.85
Reach-1	931	2-year_Existing	70.00	6873.50	6874.31	6874.31	6874.51	0.032769	4.10	29.51	77.35	0.88
Reach-1	931	5-year_Existing	310.00	6873.50	6874.96	6874.96	6875.41	0.037843	6.92	85.00	94.45	1.06
Reach-1	931	10-year_Existing	470.00	6873.50	6875.26	6875.26	6875.83	0.038069	7.96	114.61	102.41	1.10
Reach-1	931	25-year_Existing	840.00	6873.50	6876.08	6875.82	6876.64	0.023991	8.31	207.11	124.04	0.94
Reach-1	931	50-year_Existing	1100.00	6873.50	6876.17	6876.14	6877.03	0.035637	10.37	218.36	126.42	1.15
Reach-1	931	100-year_Existin	1300.00	6873.50	6876.38	6876.37	6877.34	0.035768	10.99	246.71	132.23	1.17
Reach-1	931	500-year_Existin	1900.00	6873.50	6877.06	6876.97	6878.13	0.031700	11.99	342.41	150.17	1.14
Reach-1	471	2-year_Existing	70.00	6860.49	6861.80	6861.52	6862.02	0.014843	3.79	19.46	20.63	0.64
Reach-1	471	5-year_Existing	310.00	6860.49	6863.26	6862.86	6863.83	0.014263	6.36	58.58	33.26	0.71
Reach-1	471	10-year_Existing	470.00	6860.49	6863.79	6863.47	6864.59	0.016031	7.67	77.21	37.96	0.78
Reach-1	471	25-year_Existing	840.00	6860.49	6864.54	6864.40	6865.97	0.022077	10.46	108.65	47.12	0.95
Reach-1	471	50-year_Existing	1100.00	6860.49	6865.53	6865.33	6866.79	0.015142	10.13	167.35	71.38	0.82
Reach-1	471	100-year_Existin	1300.00	6860.49	6865.93	6865.93	6867.24	0.014753	10.55	197.45	78.91	0.82
Reach-1	471	500-year_Existin	1900.00	6860.49	6866.77	6866.77	6868.30	0.015258	11.87	267.84	86.98	0.86
Reach-1	119	2-year_Existing	70.00	6855.50	6856.65	6856.51	6856.94	0.014003	4.42	17.06	20.17	0.77
Reach-1	119	5-year_Existing	310.00	6855.50	6857.99	6857.95	6858.83	0.014017	7.75	52.33	35.11	0.89
Reach-1	119	10-year_Existing	470.00	6855.50	6858.68	6858.68	6859.68	0.012260	8.81	84.54	59.80	0.87
Reach-1	119	25-year_Existing	840.00	6855.50	6859.72	6859.72	6860.76	0.010236	9.57	163.62	85.36	0.84
Reach-1	119	50-year_Existing	1100.00	6855.50	6860.05	6859.78	6861.63	0.014023	11.80	195.82	128.94	0.99
Reach-1	119	100-year_Existin	1300.00	6855.50	6860.31	6859.84	6861.92	0.014019	12.26	230.49	133.58	1.00
Reach-1	119	500-year_Existin	1900.00	6855.50	6860.85	6861.36	6862.76	0.016038	14.11	305.01	141.64	1.09

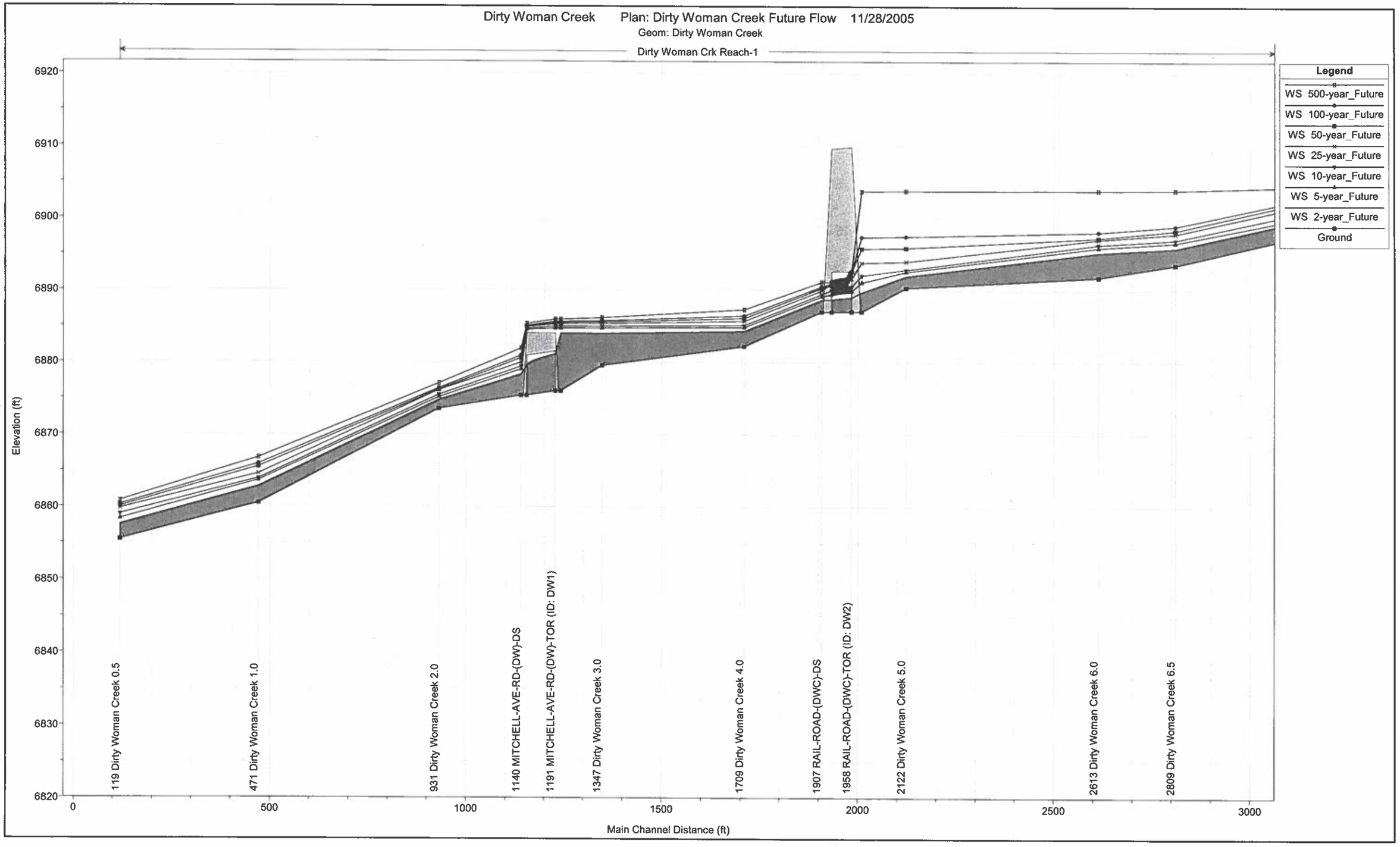
Dirty Woman Creek
Plan: Dirty Woman Creek Future Flow 11/28/2005
Geom: Dirty Woman Creek
Dirty Woman Crk Reach-1
Legend
WS 500-year_Future
WS 100-year_Future
WS 50-year_Future
WS 25-year_Future
WS 10-year_Future
WS 5-year_Future
WS 2-year_Future
Ground
Elevation (ft)
6920
6910
6900
6890
6880
6870
6860
6850
6840
6830
6820
0
500
1000
1500
2000
2500
3000
Main Channel Distance (ft)
119 Dirty Woman Creek 0.5
471 Dirty Woman Creek 1.0
931 Dirty Woman Creek 2.0
1140 MITCHELL-AVE-RD-(DW)-DS
1191 MITCHELL-AVE-RD-(DW)-TOR (ID: DW1)
1347 Dirty Woman Creek 3.0
1709 Dirty Woman Creek 4.0
1907 RAIL-ROAD-(DWC)-DS
1958 RAIL-ROAD-(DWC)-TOR (ID: DW2)
2122 Dirty Woman Creek 5.0
2613 Dirty Woman Creek 6.0
2809 Dirty Woman Creek 6.5

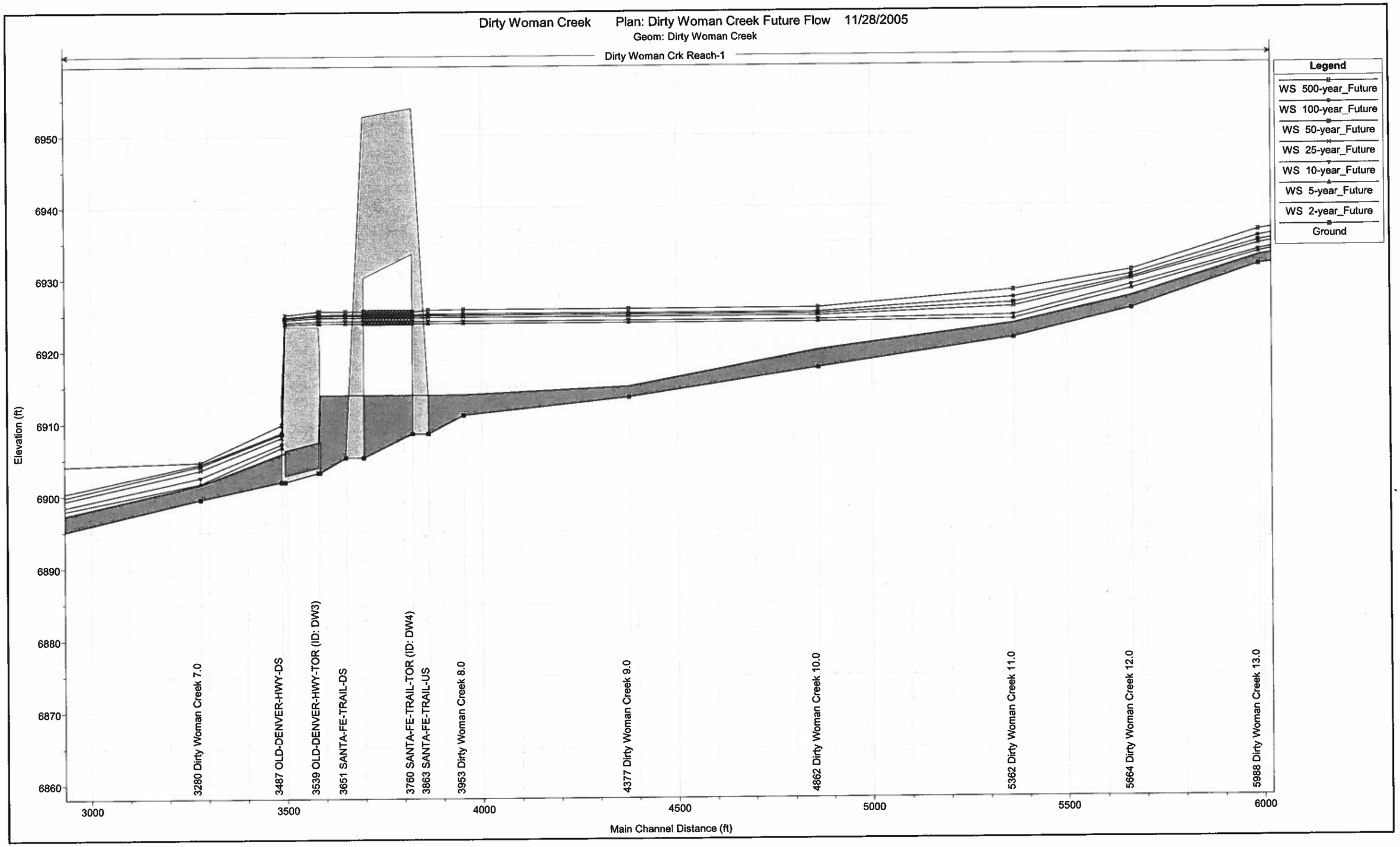
Dirty Woman Creek Plan: Dirty Woman Creek Future Flow 11/28/2005
Geom: Dirty Woman Creek
Dirty Woman Crk Reach-1
Legend
WS 500-year_Future
WS 100-year_Future
WS 50-year_Future
WS 25-year_Future
WS 10-year_Future
WS 5-year_Future
WS 2-year_Future
Ground
Elevation (ft)
6950
6940
6930
6920
6910
6900
6890
6880
6870
6860
3280 Dirty Woman Creek 7.0
3487 OLD-DENVER-HWY-DS
3539 OLD-DENVER-HWY-TOR (ID: DW3)
3651 SANTA-FE-TRAIL-DS
3760 SANTA-FE-TRAIL-TOR (ID: DW4)
3863 SANTA-FE-TRAIL-US
3953 Dirty Woman Creek 8.0
4377 Dirty Woman Creek 9.0
4862 Dirty Woman Creek 10.0
5362 Dirty Woman Creek 11.0
5664 Dirty Woman Creek 12.0
5988 Dirty Woman Creek 13.0
3000
3500
4000
4500
5000
5500
6000
Main Channel Distance (ft)

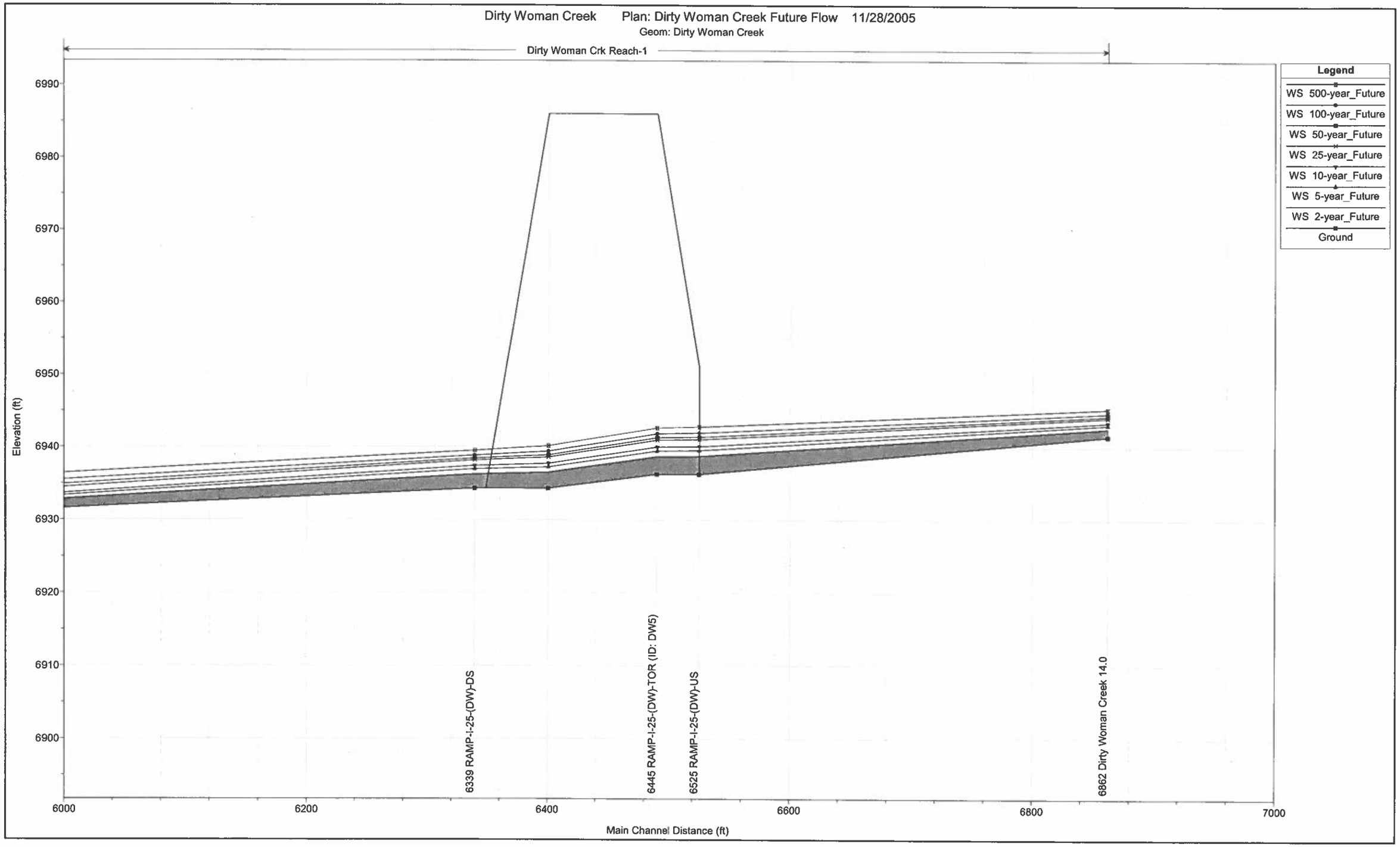
Dirty Woman Creek Plan: Dirty Woman Creek Future Flow 11/28/2005
Geom: Dirty Woman Creek
Dirty Woman Crk Reach-1
Legend
WS 500-year_Future
WS 100-year_Future
WS 50-year_Future
WS 25-year_Future
WS 10-year_Future
WS 5-year_Future
WS 2-year_Future
Ground
Elevation (ft)
6990
6980
6970
6960
6950
6940
6930
6920
6910
6900
6339 RAMP-I-25-(DW)-DS
6445 RAMP-I-25-(DW)-TOR (ID: DW5)
6525 RAMP-I-25-(DW)-US
6862 Dirty Woman Creek 14.0
6000
6200
6400
6600
6800
7000
Main Channel Distance (ft)

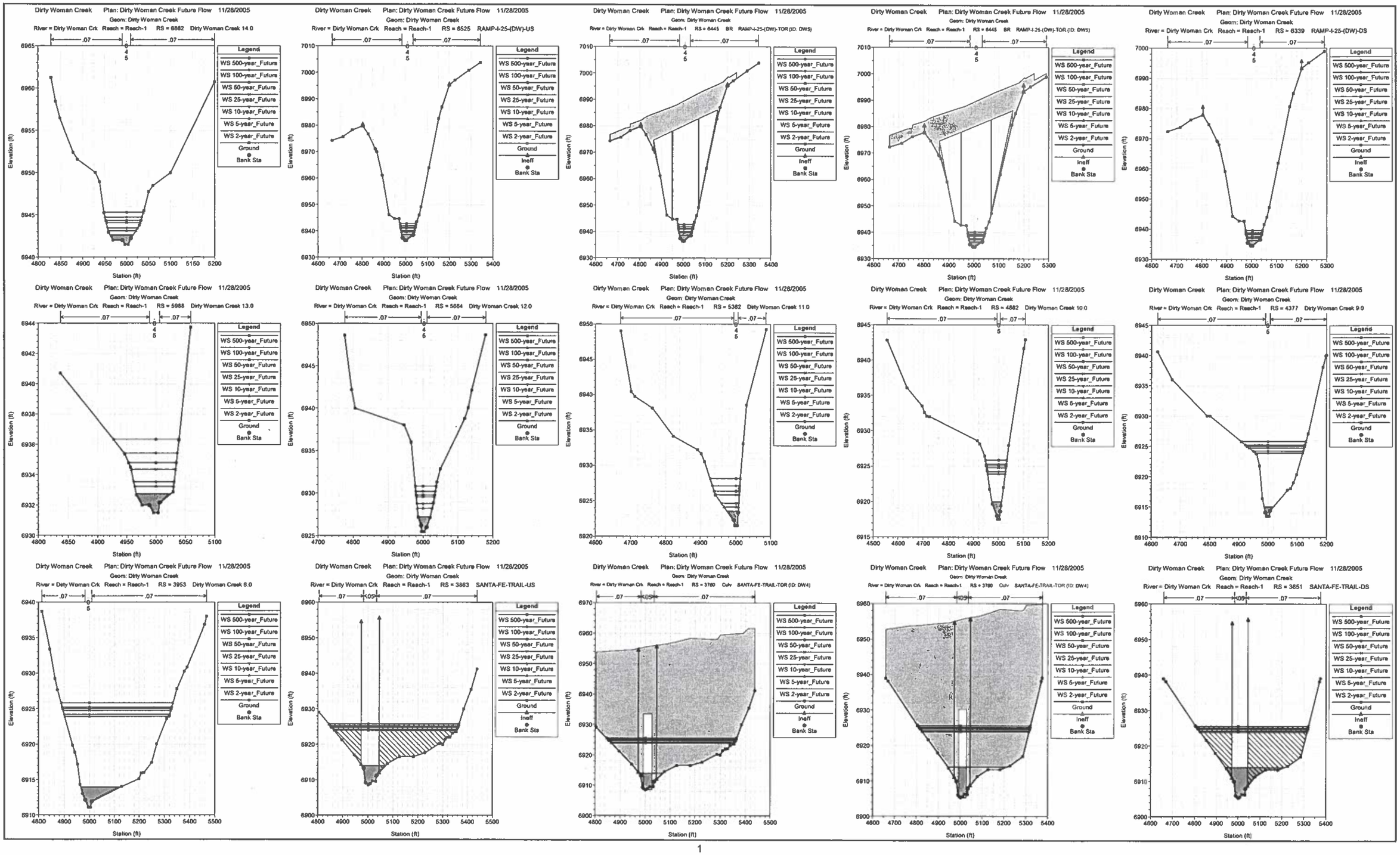
Dirty Woman Creek Plan: Dirty Woman Creek Future Flow 11/28/2005
Geom: Dirty Woman Creek
River = Dirty Woman Crk Reach = Reach-1 RS = 6862 Dirty Woman Creek 14.0
River = Dirty Woman Crk Reach = Reach-1 RS = 6525 RAMP-I-25-(DW)-US
River = Dirty Woman Crk Reach = Reach-1 RS = 6445 BR RAMP-I-25-(DW)-TOR (ID: DW5)
River = Dirty Woman Crk Reach = Reach-1 RS = 6339 RAMP-I-25-(DW)-DS
River = Dirty Woman Crk Reach = Reach-1 RS = 5988 Dirty Woman Creek 13.0
River = Dirty Woman Crk Reach = Reach-1 RS = 5664 Dirty Woman Creek 12.0
River = Dirty Woman Crk Reach = Reach-1 RS = 5382 Dirty Woman Creek 11.0
River = Dirty Woman Crk Reach = Reach-1 RS = 4862 Dirty Woman Creek 10.0
River = Dirty Woman Crk Reach = Reach-1 RS = 4377 Dirty Woman Creek 9.0
River = Dirty Woman Crk Reach = Reach-1 RS = 3953 Dirty Woman Creek 8.0
River = Dirty Woman Crk Reach = Reach-1 RS = 3863 SANTA-FE-TRAIL-US
River = Dirty Woman Crk Reach = Reach-1 RS = 3760 Culv SANTA-FE-TRAIL-TOR (ID: DW4)
River = Dirty Woman Crk Reach = Reach-1 RS = 3651 SANTA-FE-TRAIL-DS
Legend
WS 500-year_Future
WS 100-year_Future
WS 50-year_Future
WS 25-year_Future
WS 10-year_Future
WS 5-year_Future
WS 2-year_Future
Ground
Ineff
Bank Sta
Elevation (ft)
Station (ft)

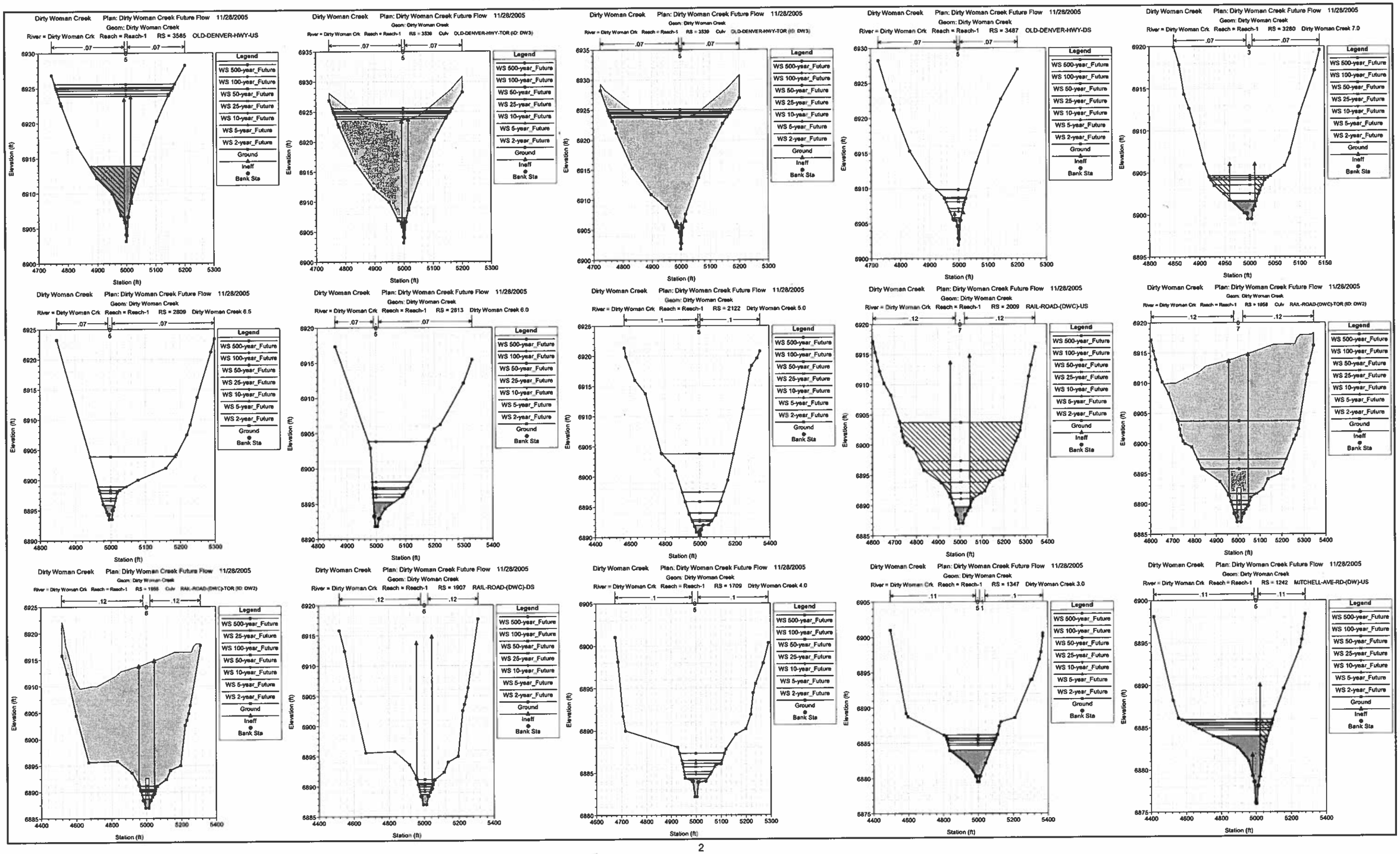
Dirty Woman Creek Plan: Dirty Woman Creek Future Flow 11/28/2005
Geom: Dirty Woman Creek
River = Dirty Woman Crk Reach = Reach-1 RS = 3585 OLD-DENVER-HWY-US
River = Dirty Woman Crk Reach = Reach-1 RS = 3530 Culv OLD-DENVER-HWY-TOR (ID: DW3)
River = Dirty Woman Crk Reach = Reach-1 RS = 3539 Culv OLD-DENVER-HWY-TOR (ID: DW3)
River = Dirty Woman Crk Reach = Reach-1 RS = 3487 OLD-DENVER-HWY-DS
River = Dirty Woman Crk Reach = Reach-1 RS = 3260 Dirty Woman Creek 7.0
River = Dirty Woman Crk Reach = Reach-1 RS = 2809 Dirty Woman Creek 6.5
River = Dirty Woman Crk Reach = Reach-1 RS = 2813 Dirty Woman Creek 6.0
River = Dirty Woman Crk Reach = Reach-1 RS = 2122 Dirty Woman Creek 5.0
River = Dirty Woman Crk Reach = Reach-1 RS = 2009 RAIL-ROAD-(DWC)-US
River = Dirty Woman Crk Reach = Reach-1 RS = 1958 Culv RAIL-ROAD-(DWC)-TOR (ID: DW2)
River = Dirty Woman Crk Reach = Reach-1 RS = 1907 RAIL-ROAD-(DWC)-DS
River = Dirty Woman Crk Reach = Reach-1 RS = 1709 Dirty Woman Creek 4.0
River = Dirty Woman Crk Reach = Reach-1 RS = 1347 Dirty Woman Creek 3.0
River = Dirty Woman Crk Reach = Reach-1 RS = 1242 MITCHELL-AVE-RD-(DW)-US
Elevation (ft)
Station (ft)
Legend
WS 500-year_Future
WS 100-year_Future
WS 50-year_Future
WS 25-year_Future
WS 10-year_Future
WS 5-year_Future
WS 2-year_Future
Ground
Ineff
Bank Sta

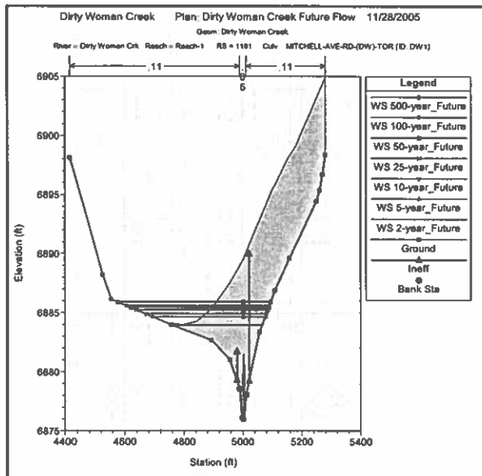
Dirty Woman Creek Plan: Dirty Woman Creek Future Flow 11/28/2005
Geom: Dirty Woman Creek
River = Dirty Woman Crk Reach = Reach-1 RS = 1181 Culv MITCHELL-AVE-RD-(DW)-TOR (ID: DW1)
Legend
WS 500-year_Future
WS 100-year_Future
WS 50-year_Future
WS 25-year_Future
WS 10-year_Future
WS 5-year_Future
WS 2-year_Future
Ground
Ineff
Bank Sta
Elevation (ft)
Station (ft)


Dirty Woman Creek Plan: Dirty Woman Creek Future Flow 11/28/2005
Geom: Dirty Woman Creek
River = Dirty Woman Crk Reach = Reach-1 RS = 1181 Culv MITCHELL-AVE-RD-(DW)-TOR (ID: DW1)
Legend
WS 500-year_Future
WS 100-year_Future
WS 50-year_Future
WS 25-year_Future
WS 10-year_Future
WS 5-year_Future
WS 2-year_Future
Ground
Ineff
Bank Sta
Elevation (ft)
Station (ft)

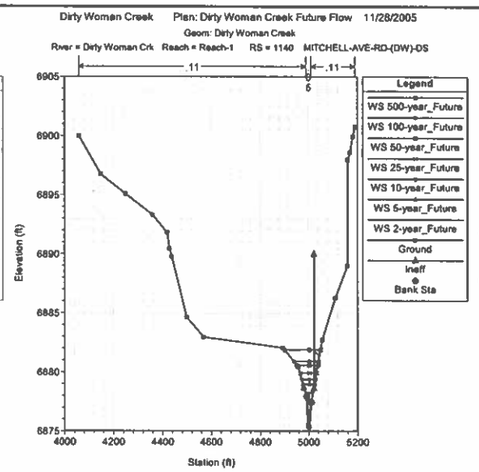
Dirty Woman Creek Plan: Dirty Woman Creek Future Flow 11/28/2005
Geom: Dirty Woman Creek
River = Dirty Woman Crk Reach = Reach-1 RS = 1140 MITCHELL-AVE-RD-(DW)-DS
Legend
WS 500-year_Future
WS 100-year_Future
WS 50-year_Future
WS 25-year_Future
WS 10-year_Future
WS 5-year_Future
WS 2-year_Future
Ground
Ineff
Bank Sta
Elevation (ft)
Station (ft)

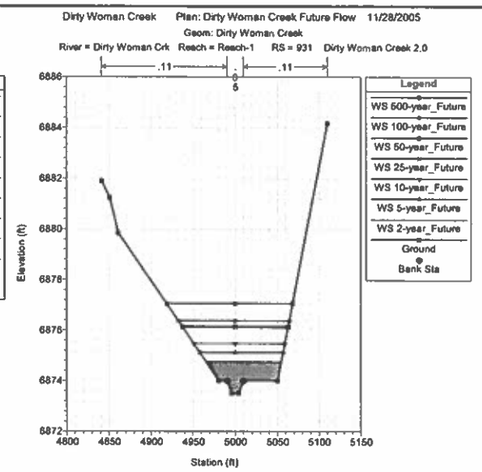
Dirty Woman Creek Plan: Dirty Woman Creek Future Flow 11/28/2005
Geom: Dirty Woman Creek
River = Dirty Woman Crk Reach = Reach-1 RS = 931 Dirty Woman Creek 2.0
Legend
WS 500-year_Future
WS 100-year_Future
WS 50-year_Future
WS 25-year_Future
WS 10-year_Future
WS 5-year_Future
WS 2-year_Future
Ground
Bank Sta
Elevation (ft)
Station (ft)

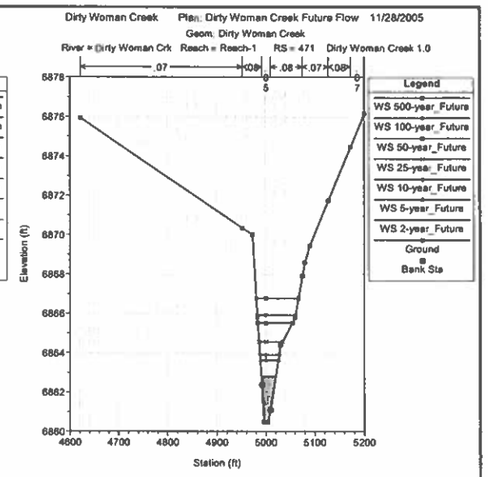
Dirty Woman Creek Plan: Dirty Woman Creek Future Flow 11/28/2005
Geom: Dirty Woman Creek
River = Dirty Woman Crk Reach = Reach-1 RS = 471 Dirty Woman Creek 1.0
Legend
WS 500-year_Future
WS 100-year_Future
WS 50-year_Future
WS 25-year_Future
WS 10-year_Future
WS 5-year_Future
WS 2-year_Future
Ground
Bank Sta
Elevation (ft)
Station (ft)

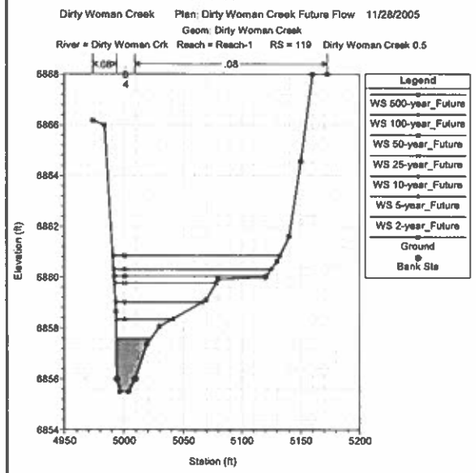
Dirty Woman Creek Plan: Dirty Woman Creek Future Flow 11/28/2005
Geom: Dirty Woman Creek
River = Dirty Woman Crk Reach = Reach-1 RS = 119 Dirty Woman Creek 0.5
Legend
WS 500-year_Future
WS 100-year_Future
WS 50-year_Future
WS 25-year_Future
WS 10-year_Future
WS 5-year_Future
WS 2-year_Future
Ground
Bank Sta
Elevation (ft)
Station (ft)

HEC-RAS Plan: DWCFu River: Dirty Woman Crk Reach: Reach-1

Reach	River Sta	Profile	Q Total	Min Ch El	W.S. Elev	Crit W.S.	E.G. Elev	E.G. Slope	Vel Chnl	Flow Area	Top Width	Froude # Chl
			(cfs)	(ft)	(ft)	(ft)	(ft)	(ft/ft)	(ft/s)	(sq ft)	(ft)	
Reach-1	6862	2-year_Future	140.00	6941.50	6942.63	6942.63	6942.97	0.028229	5.33	35.74	53.70	0.97
Reach-1	6862	5-year_Future	310.00	6941.50	6943.12	6943.12	6943.64	0.026575	6.83	64.79	64.04	1.01
Reach-1	6862	10-year_Future	460.00	6941.50	6943.45	6943.45	6944.09	0.026000	7.75	86.52	69.63	1.03
Reach-1	6862	25-year_Future	830.00	6941.50	6944.09	6944.09	6944.95	0.024581	9.27	134.48	78.50	1.05
Reach-1	6862	50-year_Future	1000.00	6941.50	6944.33	6944.33	6945.29	0.024249	9.82	154.06	80.98	1.06
Reach-1	6862	100-year_Future	1300.00	6941.50	6944.72	6944.72	6945.82	0.024061	10.70	185.81	84.85	1.08
Reach-1	6862	500-year_Future	1800.00	6941.50	6945.30	6945.30	6946.60	0.023048	11.79	237.25	90.69	1.09
Reach-1	6525	2-year_Future	140.00	6936.27	6938.77	6937.64	6938.81	0.001481	1.74	81.74	53.26	0.24
Reach-1	6525	5-year_Future	310.00	6936.27	6939.56	6938.20	6939.86	0.001871	2.56	125.62	57.26	0.29
Reach-1	6525	10-year_Future	460.00	6936.27	6940.09	6938.56	6940.23	0.002101	3.09	156.34	59.90	0.32
Reach-1	6525	25-year_Future	830.00	6936.27	6941.05	6939.23	6941.31	0.002570	4.13	216.36	64.75	0.37
Reach-1	6525	50-year_Future	1000.00	6936.27	6941.40	6939.51	6941.71	0.002769	4.54	239.27	66.51	0.39
Reach-1	6525	100-year_Future	1300.00	6936.27	6941.96	6939.95	6942.36	0.003030	5.16	277.52	69.35	0.42
Reach-1	6525	500-year_Future	1800.00	6936.27	6942.79	6940.81	6943.32	0.003322	6.01	336.71	73.52	0.45
Reach-1	6445		Bridge									
Reach-1	6339	2-year_Future	140.00	6934.31	6936.29	6935.68	6936.40	0.004878	2.55	55.28	48.33	0.42
Reach-1	6339	5-year_Future	310.00	6934.31	6938.99	6936.24	6937.17	0.005083	3.46	91.40	54.17	0.48
Reach-1	6339	10-year_Future	460.00	6934.31	6937.44	6936.60	6937.70	0.005191	4.07	118.63	56.47	0.48
Reach-1	6339	25-year_Future	830.00	6934.31	6938.21	6937.27	6938.65	0.006225	5.42	161.25	60.31	0.55
Reach-1	6339	50-year_Future	1000.00	6934.31	6938.45	6937.55	6939.00	0.006935	6.02	175.94	61.53	0.59
Reach-1	6339	100-year_Future	1300.00	6934.31	6938.86	6937.99	6939.58	0.007805	6.91	201.42	63.58	0.64
Reach-1	6339	500-year_Future	1800.00	6934.31	6939.52	6938.85	6940.48	0.008367	8.00	245.01	66.95	0.68
Reach-1	5988	2-year_Future	140.00	6931.50	6932.75	6932.75	6933.09	0.023525	5.39	37.83	58.49	0.90
Reach-1	5988	5-year_Future	310.00	6931.50	6933.23	6933.23	6933.73	0.023759	6.90	68.66	66.16	0.96
Reach-1	5988	10-year_Future	460.00	6931.50	6933.54	6933.54	6934.17	0.024510	7.90	89.67	68.78	1.01
Reach-1	5988	25-year_Future	830.00	6931.50	6934.36	6934.15	6935.07	0.016530	8.71	148.63	75.64	0.93
Reach-1	5988	50-year_Future	1000.00	6931.50	6934.80	6934.41	6935.49	0.015132	8.69	182.58	81.06	0.88
Reach-1	5988	100-year_Future	1300.00	6931.50	6935.43		6936.14	0.012649	8.98	236.81	90.80	0.81
Reach-1	5988	500-year_Future	1800.00	6931.50	6936.34		6937.09	0.010587	9.48	329.32	112.24	0.77
Reach-1	5664	2-year_Future	140.00	6925.50	6927.24	6926.95	6927.55	0.011088	4.73	36.92	34.74	0.66
Reach-1	5664	5-year_Future	310.00	6925.50	6928.23	6927.70	6928.62	0.008304	5.64	75.00	42.51	0.62
Reach-1	5664	10-year_Future	460.00	6925.50	6928.77	6928.17	6929.28	0.008690	6.54	99.09	46.77	0.65
Reach-1	5664	25-year_Future	830.00	6925.50	6929.57		6930.43	0.011383	8.72	138.93	52.14	0.78
Reach-1	5664	50-year_Future	1000.00	6925.50	6929.79		6930.86	0.013280	9.77	150.64	53.58	0.85
Reach-1	5664	100-year_Future	1300.00	6925.50	6930.21		6931.58	0.015292	11.18	173.70	56.26	0.92
Reach-1	5664	500-year_Future	1800.00	6925.50	6930.84	6930.83	6932.64	0.017534	13.05	210.35	60.29	1.01
Reach-1	5362	2-year_Future	140.00	6921.50	6923.52	6923.29	6923.90	0.013217	5.37	34.51	31.47	0.70
Reach-1	5362	5-year_Future	310.00	6921.50	6924.12	6924.12	6924.89	0.019728	7.96	56.46	40.85	0.90
Reach-1	5362	10-year_Future	460.00	6921.50	6924.65	6924.65	6925.53	0.016668	8.84	80.20	49.02	0.91
Reach-1	5362	25-year_Future	830.00	6921.50	6925.85		6926.71	0.013420	9.40	149.70	67.48	0.82
Reach-1	5362	50-year_Future	1000.00	6921.50	6926.38		6927.15	0.010850	9.17	186.77	71.54	0.75
Reach-1	5362	100-year_Future	1300.00	6921.50	6927.12		6927.87	0.009200	9.31	241.56	77.28	0.71
Reach-1	5362	500-year_Future	1800.00	6921.50	6928.15		6928.92	0.007884	9.69	325.80	85.56	0.67
Reach-1	4862	2-year_Future	140.00	6917.50	6919.99	6919.19	6920.14	0.004695	3.53	55.68	39.41	0.41
Reach-1	4862	5-year_Future	310.00	6917.50	6923.89	6920.00	6923.92	0.000338	1.62	272.30	69.88	0.13
Reach-1	4862	10-year_Future	460.00	6917.50	6924.21	6920.46	6924.27	0.000599	2.51	295.16	72.13	0.17
Reach-1	4862	25-year_Future	830.00	6917.50	6924.76		6924.90	0.001393	4.03	335.49	76.33	0.27
Reach-1	4862	50-year_Future	1000.00	6917.50	6925.05		6925.23	0.001704	4.58	356.16	78.69	0.30
Reach-1	4862	100-year_Future	1300.00	6917.50	6925.27		6925.54	0.002546	5.70	375.53	80.50	0.36
Reach-1	4862	500-year_Future	1800.00	6917.50	6925.86		6926.27	0.003550	7.08	424.57	85.49	0.43
Reach-1	4377	2-year_Future	140.00	6913.50	6915.03	6915.03	6915.55	0.027308	5.96	27.51	31.66	0.90
Reach-1	4377	5-year_Future	310.00	6913.50	6923.89		6923.89	0.000016	0.56	971.59	161.19	0.03
Reach-1	4377	10-year_Future	460.00	6913.50	6924.21		6924.21	0.000032	0.80	1024.67	171.24	0.04
Reach-1	4377	25-year_Future	830.00	6913.50	6924.74		6924.75	0.000084	1.34	1120.27	187.99	0.07
Reach-1	4377	50-year_Future	1000.00	6913.50	6925.03		6925.04	0.000109	1.55	1175.54	197.03	0.08
Reach-1	4377	100-year_Future	1300.00	6913.50	6925.23		6925.26	0.000169	1.96	1216.71	203.50	0.10
Reach-1	4377	500-year_Future	1800.00	6913.50	6925.81		6925.85	0.000259	2.51	1338.32	221.52	0.13
Reach-1	3953	2-year_Future	140.00	6911.09	6913.96	6912.42	6913.97	0.000440	1.15	205.38	161.43	0.13
Reach-1	3953	5-year_Future	310.00	6911.09	6923.89		6923.89	0.000001	0.16	3321.79	414.68	0.01
Reach-1	3953	10-year_Future	460.00	6911.09	6924.21		6924.21	0.000002	0.23	3455.51	421.55	0.01
Reach-1	3953	25-year_Future	830.00	6911.09	6924.74		6924.74	0.000006	0.39	3662.91	429.86	0.02
Reach-1	3953	50-year_Future	1000.00	6911.09	6925.03		6925.03	0.000007	0.46	3807.18	434.33	0.02
Reach-1	3953	100-year_Future	1300.00	6911.09	6925.24		6925.24	0.000012	0.58	3897.65	437.56	0.03
Reach-1	3953	500-year_Future	1800.00	6911.09	6925.81		6925.82	0.000019	0.76	4151.90	446.51	0.04
Reach-1	3863	2-year_Future	200.00	6908.54	6913.94	6910.04	6913.95	0.000109	0.82	256.41	94.36	0.07
Reach-1	3863	5-year_Future	360.00	6908.54	6923.89	6910.47	6923.89	0.000005	0.40	977.71	469.94	0.02
Reach-1	3863	10-year_Future	490.00	6908.54	6924.20	6910.74	6924.21	0.000009	0.54	1000.65	495.43	0.02
Reach-1	3863	25-year_Future	860.00	6908.54	6924.73	6911.47	6924.74	0.000026	0.91	1038.65	504.52	0.04
Reach-1	3863	50-year_Future	1100.00	6908.54	6925.01	6911.88	6925.03	0.000039	1.14	1058.84	509.36	0.05
Reach-1	3863	100-year_Future	1300.00	6908.54	6925.21	6912.21	6925.23	0.000053	1.33	1073.30	512.85	0.06
Reach-1	3863	500-year_Future	1900.00	6908.54	6925.75	6912.98	6925.80	0.000100	1.87	1112.68	521.91	0.08

HEC-RAS Plan: DWCFu River: Dirty Woman Crk Reach: Reach-1 (Continued)

Reach	River Sta	Profile	Q Total	Min Ch El	W.S. Elev	Crit W.S.	E.G. Elev	E.G. Slope	Vel Chnl	Flow Area	Top Width	Froude # Chl
			(cfs)	(ft)	(ft)	(ft)	(ft)	(ft/ft)	(ft/s)	(sq ft)	(ft)	
Reach-1	3780		Culvert									
Reach-1	3651	2-year_Future	200.00	6905.23	6913.94	6906.71	6913.94	0.000015	0.44	496.89	269.11	0.03
Reach-1	3651	5-year_Future	360.00	6905.23	6923.88	6907.15	6923.88	0.000003	0.32	1216.89	487.23	0.01
Reach-1	3651	10-year_Future	490.00	6905.23	6924.19	6907.43	6924.19	0.000005	0.43	1239.37	492.13	0.02
Reach-1	3651	25-year_Future	860.00	6905.23	6924.69	6908.16	6924.70	0.000013	0.74	1275.50	499.99	0.03
Reach-1	3651	50-year_Future	1100.00	6905.23	6924.94	6908.56	6924.96	0.000020	0.93	1293.92	504.00	0.04
Reach-1	3651	100-year_Future	1300.00	6905.23	6925.12	6908.90	6925.14	0.000028	1.09	1306.68	506.77	0.04
Reach-1	3651	500-year_Future	1900.00	6905.23	6925.57	6909.81	6925.61	0.000054	1.55	1339.38	513.89	0.06
Reach-1	3585	2-year_Future	200.00	6903.16	6913.91	6906.90	6913.93	0.000135	1.36	178.01	180.94	0.08
Reach-1	3585	5-year_Future	360.00	6903.16	6923.88	6907.97	6923.88	0.000001	0.20	3504.09	375.27	0.01
Reach-1	3585	10-year_Future	490.00	6903.16	6924.19	6908.75	6924.19	0.000002	0.26	3821.77	381.62	0.01
Reach-1	3585	25-year_Future	860.00	6903.16	6924.69	6910.02	6924.69	0.000005	0.44	3815.60	392.19	0.02
Reach-1	3585	50-year_Future	1100.00	6903.16	6924.95	6910.69	6924.95	0.000008	0.54	3916.64	397.59	0.02
Reach-1	3585	100-year_Future	1300.00	6903.16	6925.13	6911.20	6925.13	0.000010	0.63	3987.84	401.35	0.02
Reach-1	3585	500-year_Future	1900.00	6903.16	6925.58	6912.58	6925.59	0.000019	0.88	4173.87	411.01	0.03
Reach-1	3539		Culvert									
Reach-1	3487	2-year_Future	200.00	6901.90	6905.80	6905.80	6906.60	0.022714	7.39	31.37	28.89	0.82
Reach-1	3487	5-year_Future	360.00	6901.90	6906.69	6906.69	6907.49	0.018136	8.06	84.44	42.06	0.77
Reach-1	3487	10-year_Future	490.00	6901.90	6907.14	6907.14	6908.02	0.018192	8.77	84.97	48.76	0.78
Reach-1	3487	25-year_Future	860.00	6901.90	6908.06	6908.06	6909.13	0.018974	10.32	136.35	63.35	0.83
Reach-1	3487	50-year_Future	1100.00	6901.90	6908.53	6908.53	6909.68	0.019114	11.03	167.93	71.39	0.85
Reach-1	3487	100-year_Future	1300.00	6901.90	6908.70	6908.70	6910.09	0.022759	12.28	179.80	74.27	0.93
Reach-1	3487	500-year_Future	1900.00	6901.90	6909.82	6909.82	6911.13	0.018840	12.67	283.23	109.13	0.87
Reach-1	3280	2-year_Future	200.00	6899.50	6901.53	6901.53	6902.13	0.008775	6.95	48.11	47.68	0.89
Reach-1	3280	5-year_Future	360.00	6899.50	6901.68	6902.18	6903.23	0.021073	11.31	54.79	51.09	1.40
Reach-1	3280	10-year_Future	490.00	6899.50	6902.54	6902.54	6903.42	0.008514	9.11	97.91	71.70	0.94
Reach-1	3280	25-year_Future	860.00	6899.50	6903.56	6903.37	6904.64	0.007657	10.55	148.77	96.80	0.94
Reach-1	3280	50-year_Future	1100.00	6899.50	6904.15	6903.84	6905.34	0.007224	11.25	178.11	107.03	0.93
Reach-1	3280	100-year_Future	1300.00	6899.50	6904.39	6904.15	6905.84	0.008197	12.42	190.49	114.96	1.00
Reach-1	3280	500-year_Future	1900.00	6899.50	6904.65	6905.12	6907.33	0.014326	17.00	203.18	123.07	1.34
Reach-1	2809	2-year_Future	200.00	6893.50	6895.85		6896.40	0.017910	6.41	39.96	30.61	0.77
Reach-1	2809	5-year_Future	360.00	6893.50	6896.62	6896.41	6897.30	0.016231	7.48	66.44	37.80	0.77
Reach-1	2809	10-year_Future	490.00	6893.50	6897.03		6897.85	0.017399	8.44	82.38	41.32	0.81
Reach-1	2809	25-year_Future	860.00	6893.50	6897.87		6899.08	0.020358	10.61	120.38	48.71	0.91
Reach-1	2809	50-year_Future	1100.00	6893.50	6898.32	6898.08	6899.79	0.022222	11.86	143.64	58.61	0.97
Reach-1	2809	100-year_Future	1300.00	6893.50	6898.92	6898.92	6900.28	0.018252	11.66	185.36	80.43	0.90
Reach-1	2809	500-year_Future	1900.00	6893.50	6903.89	6899.94	6903.97	0.000804	3.82	1054.27	244.54	0.21
Reach-1	2613	2-year_Future	200.00	6891.79	6895.23		6895.33	0.002170	2.90	102.24	70.82	0.29
Reach-1	2613	5-year_Future	360.00	6891.79	6895.93		6896.08	0.002682	3.69	160.75	95.86	0.33
Reach-1	2613	10-year_Future	490.00	6891.79	6896.37	6894.98	6896.53	0.002809	4.06	205.04	105.15	0.35
Reach-1	2613	25-year_Future	860.00	6891.79	6897.06	6895.84	6897.32	0.003898	5.29	281.58	115.62	0.42
Reach-1	2613	50-year_Future	1100.00	6891.79	6897.28		6897.63	0.005094	6.23	307.29	118.93	0.48
Reach-1	2613	100-year_Future	1300.00	6891.79	6898.10	6896.56	6898.36	0.003371	5.59	409.49	131.27	0.40
Reach-1	2613	500-year_Future	1900.00	6891.79	6903.84		6903.88	0.000269	2.47	1377.99	204.86	0.13
Reach-1	2122	2-year_Future	200.00	6890.32	6891.96	6891.96	6892.55	0.035293	7.31	46.68	52.44	1.04
Reach-1	2122	5-year_Future	360.00	6890.32	6892.58	6892.58	6893.09	0.023715	7.51	103.77	106.75	0.90
Reach-1	2122	10-year_Future	490.00	6890.32	6892.84	6892.84	6893.41	0.024677	8.28	133.31	117.33	0.94
Reach-1	2122	25-year_Future	860.00	6890.32	6893.98		6894.31	0.010930	7.13	291.72	157.34	0.67
Reach-1	2122	50-year_Future	1100.00	6890.32	6895.86		6895.98	0.002207	4.28	632.43	201.41	0.32
Reach-1	2122	100-year_Future	1300.00	6890.32	6897.44		6897.50	0.000954	3.32	975.68	237.88	0.22
Reach-1	2122	500-year_Future	1900.00	6890.32	6903.78		6903.79	0.000111	1.74	2949.34	410.57	0.08
Reach-1	2009	2-year_Future	220.00	6887.02	6889.73	6888.37	6889.80	0.003551	2.21	115.22	71.94	0.26
Reach-1	2009	5-year_Future	400.00	6887.02	6891.08	6888.87	6891.15	0.002082	2.30	220.87	97.87	0.21
Reach-1	2009	10-year_Future	550.00	6887.02	6892.05	6889.25	6892.12	0.001588	2.35	305.81	152.93	0.19
Reach-1	2009	25-year_Future	860.00	6887.02	6893.82	6889.89	6893.89	0.001136	2.46	460.88	220.98	0.17
Reach-1	2009	50-year_Future	1100.00	6887.02	6895.77	6890.24	6895.83	0.000692	2.29	632.60	366.41	0.14
Reach-1	2009	100-year_Future	1300.00	6887.02	6897.36	6890.52	6897.42	0.000512	2.22	772.46	405.76	0.12
Reach-1	2009	500-year_Future	1900.00	6887.02	6903.72	6891.17	6903.76	0.000188	1.87	1331.64	556.13	0.08
Reach-1	1958		Culvert									
Reach-1	1907	2-year_Future	220.00	6886.98	6888.66	6888.33	6888.93	0.020311	4.18	53.43	47.43	0.65
Reach-1	1907	5-year_Future	400.00	6886.98	6889.14	6888.84	6889.60	0.022700	5.46	79.22	59.61	0.72
Reach-1	1907	10-year_Future	550.00	6886.98	6889.47	6889.21	6890.05	0.023565	6.23	100.10	67.53	0.76
Reach-1	1907	25-year_Future	860.00	6886.98	6889.95	6889.85	6890.81	0.027336	7.69	134.45	76.73	0.84
Reach-1	1907	50-year_Future	1100.00	6886.98	6890.29	6890.20	6891.32	0.028219	8.48	160.35	82.97	0.87
Reach-1	1907	100-year_Future	1300.00	6886.98	6890.50	6890.50	6891.70	0.030516	9.23	178.64	87.04	0.92
Reach-1	1907	500-year_Future	1900.00	6886.98	6891.14	6891.26	6892.73	0.032439	10.78	229.67	103.23	0.98
Reach-1	1709	2-year_Future	220.00	6882.17	6884.32	6884.32	6884.79	0.020878	5.71	51.75	83.70	0.81
Reach-1	1709	5-year_Future	400.00	6882.17	6884.82	6884.82	6885.38	0.019646	6.70	99.34	102.37	0.82

HEC-RAS Plan: DWCFu River: Dirty Woman Crk Reach: Reach-1 (Continued)

Reach	River Sta	Profile	Q Total	Min Ch El	W.S. Elev	Crit W.S.	E.G. Elev	E.G. Slope	Vel Chnl	Flow Area	Top Width	Froude # Chl
			(cfs)	(ft)	(ft)	(ft)	(ft)	(ft/ft)	(ft/s)	(sq ft)	(ft)	
Reach-1	1709	10-year_Future	550.00	6882.17	6885.12	6885.12	6885.75	0.019944	7.36	131.73	110.53	0.84
Reach-1	1709	25-year_Future	860.00	6882.17	6885.70		6886.38	0.017958	8.09	200.36	126.09	0.83
Reach-1	1709	50-year_Future	1100.00	6882.17	6886.10		6886.85	0.017397	8.68	255.15	153.79	0.83
Reach-1	1709	100-year_Future	1300.00	6882.17	6886.45	6886.26	6887.14	0.015010	8.60	310.16	161.30	0.79
Reach-1	1709	500-year_Future	1900.00	6882.17	6887.31	6886.80	6887.95	0.011946	8.81	456.19	179.72	0.73
Reach-1	1347	2-year_Future	220.00	6879.50	6883.98	6881.19	6883.99	0.000230	1.18	452.60	235.30	0.10
Reach-1	1347	5-year_Future	400.00	6879.50	6884.70	6881.75	6884.72	0.000327	1.56	630.98	254.73	0.12
Reach-1	1347	10-year_Future	550.00	6879.50	6884.96	6882.08	6884.99	0.000476	1.94	697.87	261.63	0.15
Reach-1	1347	25-year_Future	860.00	6879.50	6885.33		6885.38	0.000821	2.67	796.59	271.53	0.20
Reach-1	1347	50-year_Future	1100.00	6879.50	6885.55		6885.62	0.001111	3.19	855.60	277.26	0.23
Reach-1	1347	100-year_Future	1300.00	6879.50	6885.73		6885.81	0.001337	3.57	904.97	281.98	0.26
Reach-1	1347	500-year_Future	1900.00	6879.50	6886.14		6886.28	0.002125	4.71	1025.00	304.65	0.33
Reach-1	1242	2-year_Future	220.00	6875.97	6883.96	6878.24	6883.97	0.000074	0.93	565.07	306.20	0.06
Reach-1	1242	5-year_Future	400.00	6875.97	6884.68	6879.05	6884.70	0.000141	1.37	777.26	384.66	0.09
Reach-1	1242	10-year_Future	550.00	6875.97	6884.93	6879.61	6884.96	0.000222	1.75	860.84	411.34	0.11
Reach-1	1242	25-year_Future	860.00	6875.97	6885.27	6880.37	6885.32	0.000423	2.49	985.69	448.22	0.15
Reach-1	1242	50-year_Future	1100.00	6875.97	6885.45	6880.90	6885.53	0.000604	3.02	1058.82	468.47	0.18
Reach-1	1242	100-year_Future	1300.00	6875.97	6885.60	6881.28	6885.70	0.000757	3.42	1120.92	485.00	0.20
Reach-1	1242	500-year_Future	1900.00	6875.97	6885.94	6882.58	6886.10	0.001275	4.55	1265.76	521.51	0.26
Reach-1	1191		Culvert									
Reach-1	1140	2-year_Future	220.00	6875.36	6876.31	6877.63	6878.84	0.009364	4.66	50.58	33.94	0.56
Reach-1	1140	5-year_Future	400.00	6875.36	6879.01	6878.41	6879.56	0.010997	6.10	79.32	49.32	0.64
Reach-1	1140	10-year_Future	550.00	6875.36	6879.39	6878.99	6880.14	0.012958	7.20	97.85	57.56	0.71
Reach-1	1140	25-year_Future	860.00	6875.36	6879.95	6879.83	6881.12	0.017002	9.19	128.44	69.82	0.83
Reach-1	1140	50-year_Future	1100.00	6875.36	6880.50	6880.37	6881.83	0.015041	9.61	169.47	87.98	0.81
Reach-1	1140	100-year_Future	1300.00	6875.36	6880.93	6880.70	6882.34	0.015655	10.36	195.24	103.59	0.84
Reach-1	1140	500-year_Future	1900.00	6875.36	6881.92	6881.92	6883.54	0.015314	11.54	296.50	149.81	0.85
Reach-1	931	2-year_Future	220.00	6873.50	6874.76	6874.76	6875.13	0.037586	6.17	66.45	89.10	1.03
Reach-1	931	5-year_Future	400.00	6873.50	6875.13	6875.13	6875.65	0.038191	7.55	101.87	99.07	1.09
Reach-1	931	10-year_Future	550.00	6873.50	6875.48	6875.39	6876.02	0.031458	7.88	137.65	108.21	1.03
Reach-1	931	25-year_Future	860.00	6873.50	6876.12	6875.84	6876.68	0.023353	8.30	212.63	125.26	0.93
Reach-1	931	50-year_Future	1100.00	6873.50	6876.17	6876.14	6877.03	0.035637	10.37	218.36	126.42	1.15
Reach-1	931	100-year_Future	1300.00	6873.50	6876.38	6876.37	6877.34	0.035768	10.99	246.71	132.23	1.17
Reach-1	931	500-year_Future	1900.00	6873.50	6877.06	6876.97	6878.13	0.031700	11.99	342.41	150.17	1.14
Reach-1	471	2-year_Future	220.00	6860.49	6862.83	6862.46	6863.29	0.014485	5.64	45.04	29.36	0.70
Reach-1	471	5-year_Future	400.00	6860.49	6863.84	6863.22	6864.30	0.013994	6.93	71.80	36.87	0.72
Reach-1	471	10-year_Future	550.00	6860.49	6863.90	6863.74	6864.89	0.019032	8.57	81.84	39.02	0.86
Reach-1	471	25-year_Future	860.00	6860.49	6864.57	6864.40	6866.04	0.022537	10.62	109.99	47.81	0.96
Reach-1	471	50-year_Future	1100.00	6860.49	6865.53	6865.33	6866.79	0.015142	10.13	167.35	71.38	0.82
Reach-1	471	100-year_Future	1300.00	6860.49	6865.93	6865.93	6867.24	0.014753	10.55	197.45	78.91	0.82
Reach-1	471	500-year_Future	1900.00	6860.49	6866.77	6866.77	6868.30	0.015258	11.87	267.64	88.98	0.86
Reach-1	119	2-year_Future	220.00	6855.50	6857.58	6857.44	6858.26	0.014011	5.84	39.40	28.97	0.66
Reach-1	119	5-year_Future	400.00	6855.50	6858.34	6858.31	6859.34	0.014018	8.52	66.73	47.02	0.91
Reach-1	119	10-year_Future	550.00	6855.50	6859.02	6859.02	6859.97	0.010685	8.63	107.42	73.36	0.83
Reach-1	119	25-year_Future	860.00	6855.50	6859.77	6859.77	6860.81	0.010108	9.59	168.01	86.07	0.83
Reach-1	119	50-year_Future	1100.00	6855.50	6860.05	6859.78	6861.63	0.014023	11.80	195.82	128.94	0.99
Reach-1	119	100-year_Future	1300.00	6855.50	6860.31	6859.84	6861.92	0.014019	12.26	230.49	133.56	1.00
Reach-1	119	500-year_Future	1900.00	6855.50	6860.85	6861.36	6862.76	0.016038	14.11	305.01	141.64	1.09

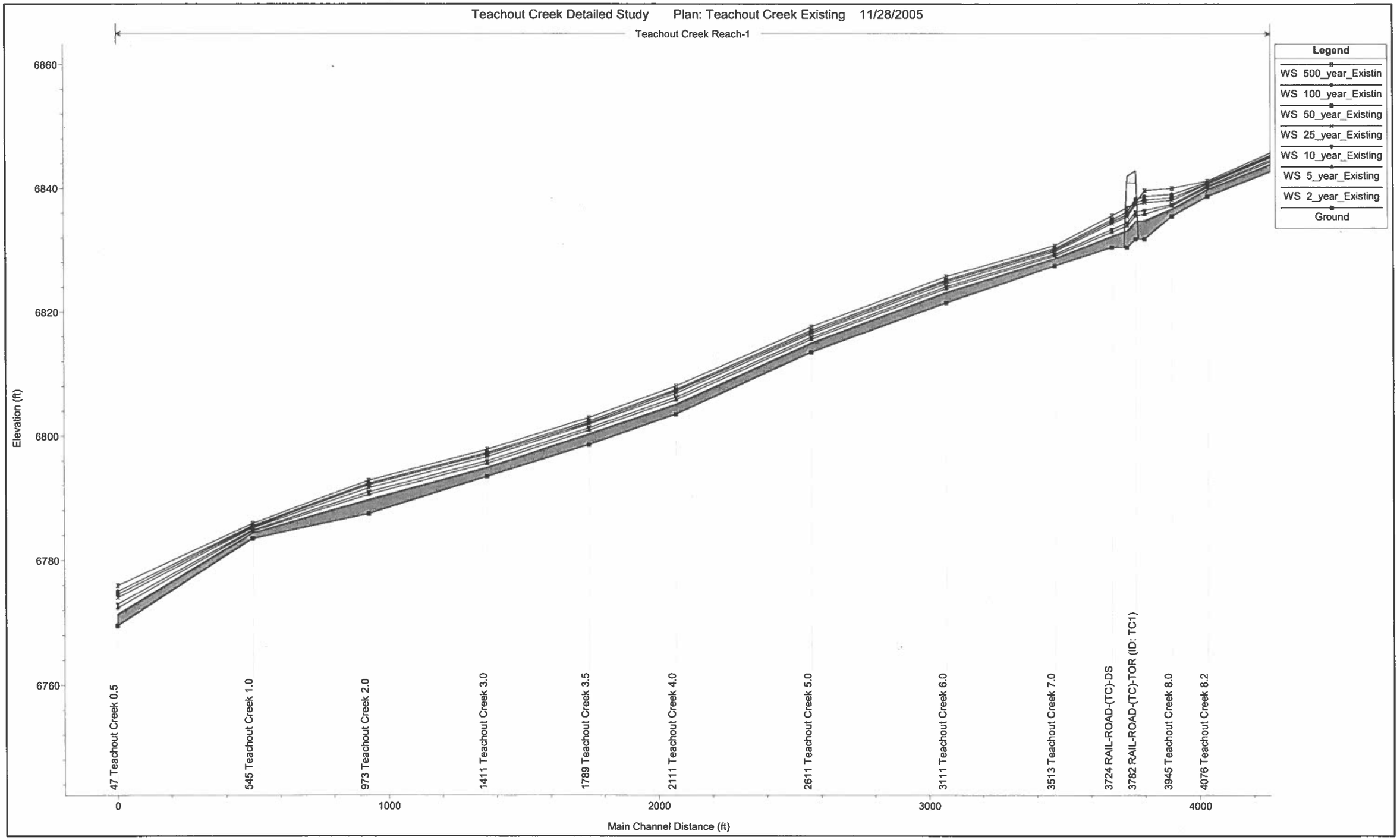
Teachout Creek Detailed Study Plan: Teachout Creek Existing 11/28/2005
Teachout Creek Reach-1
Legend
WS 500_year_Existin
WS 100_year_Existin
WS 50_year_Existing
WS 25_year_Existing
WS 10_year_Existing
WS 5_year_Existing
WS 2_year_Existing
Ground
Elevation (ft)
6860
6840
6820
6800
6780
6760
47 Teachout Creek 0.5
545 Teachout Creek 1.0
973 Teachout Creek 2.0
1411 Teachout Creek 3.0
1789 Teachout Creek 3.5
2111 Teachout Creek 4.0
2611 Teachout Creek 5.0
3111 Teachout Creek 6.0
3513 Teachout Creek 7.0
3724 RAIL-ROAD-(TC)-DS
3782 RAIL-ROAD-(TC)-TOR (ID: TC1)
3945 Teachout Creek 8.0
4076 Teachout Creek 8.2
0
1000
2000
3000
4000
Main Channel Distance (ft)

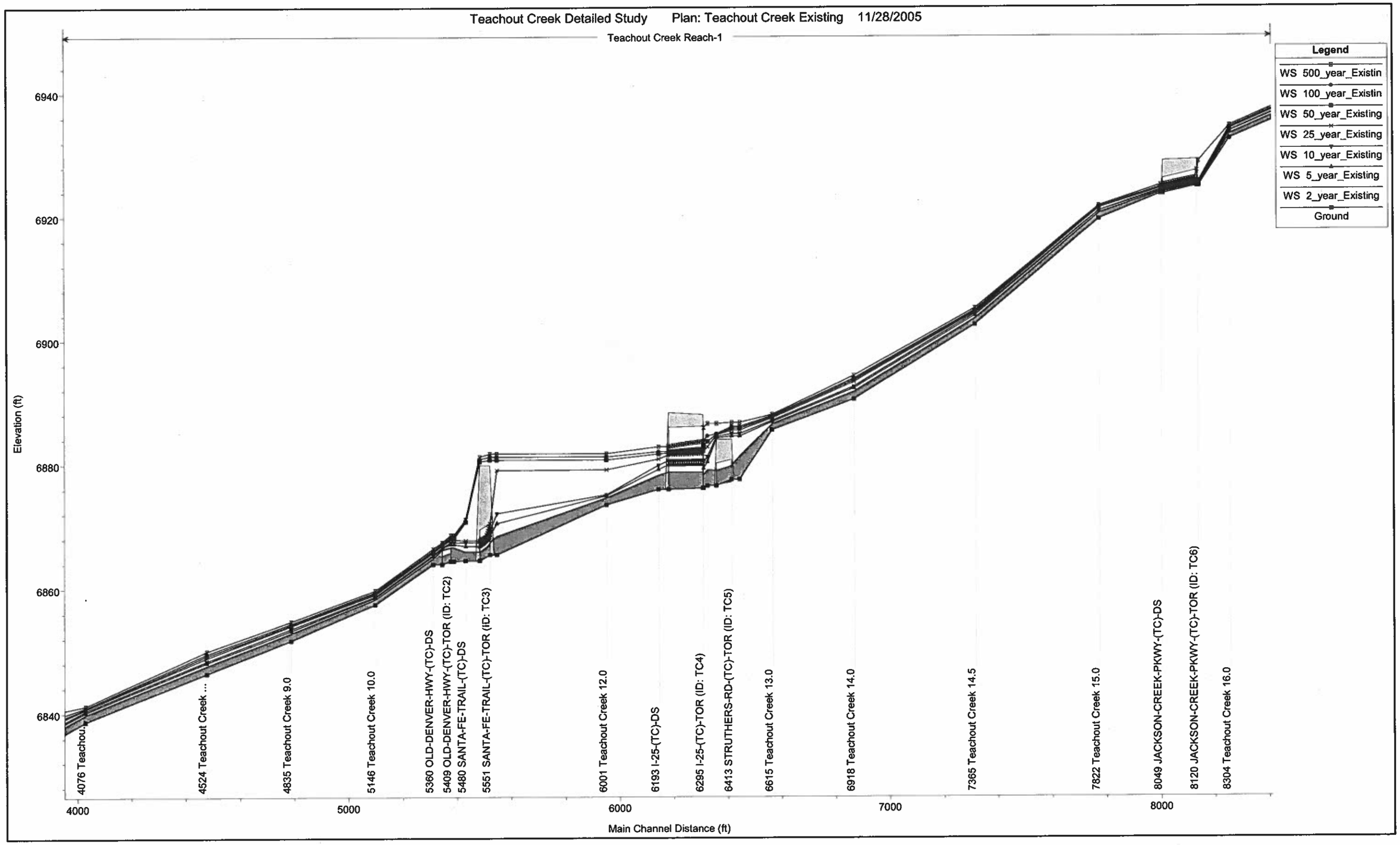
Teachout Creek Detailed Study Plan: Teachout Creek Existing 11/28/2005
Teachout Creek Reach-1
Legend
WS 500_year_Existin
WS 100_year_Existin
WS 50_year_Existing
WS 25_year_Existing
WS 10_year_Existing
WS 5_year_Existing
WS 2_year_Existing
Ground
Elevation (ft)
6940
6920
6900
6880
6860
6840
4076 Teachou...
4524 Teachout Creek ...
4835 Teachout Creek 9.0
5146 Teachout Creek 10.0
5360 OLD-DENVER-HWY-(TC)-DS
5409 OLD-DENVER-HWY-(TC)-TOR (ID: TC2)
5480 SANTA-FE-TRAIL-(TC)-DS
5551 SANTA-FE-TRAIL-(TC)-TOR (ID: TC3)
6001 Teachout Creek 12.0
6193 I-25-(TC)-DS
6295 I-25-(TC)-TOR (ID: TC4)
6413 STRUTHERS-RD-(TC)-TOR (ID: TC5)
6615 Teachout Creek 13.0
6918 Teachout Creek 14.0
7365 Teachout Creek 14.5
7822 Teachout Creek 15.0
8049 JACKSON-CREEK-PKWY-(TC)-DS
8120 JACKSON-CREEK-PKWY-(TC)-TOR (ID: TC6)
8304 Teachout Creek 16.0
4000
5000
6000
7000
8000
Main Channel Distance (ft)

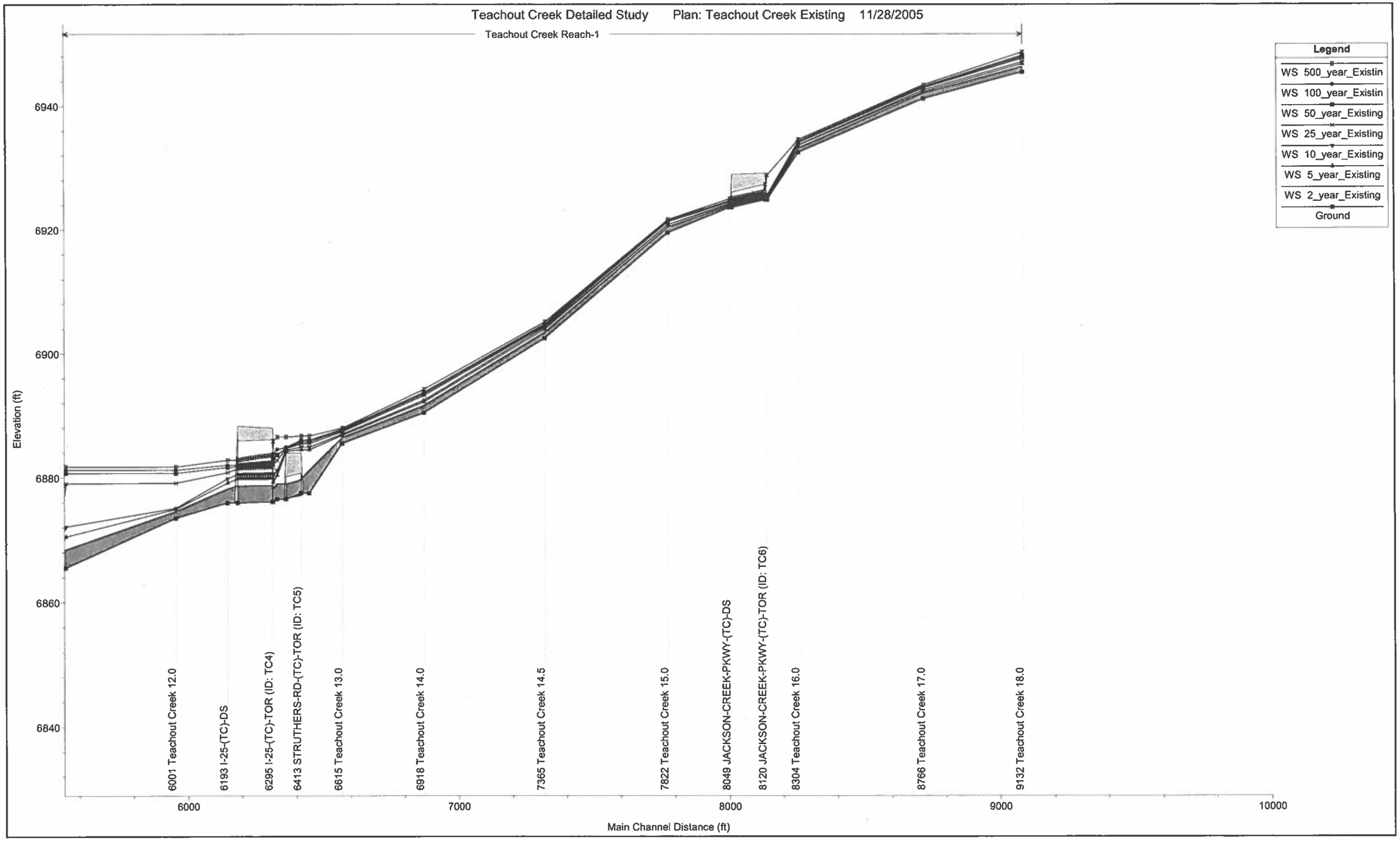
Teachout Creek Detailed Study Plan: Teachout Creek Existing 11/28/2005
Teachout Creek Reach-1
Legend
WS 500_year_Existin
WS 100_year_Existin
WS 50_year_Existing
WS 25_year_Existing
WS 10_year_Existing
WS 5_year_Existing
WS 2_year_Existing
Ground
Elevation (ft)
6940
6920
6900
6880
6860
6840
6001 Teachout Creek 12.0
6193 I-25-(TC)-DS
6295 I-25-(TC)-TOR (ID: TC4)
6413 STRUTHERS-RD-(TC)-TOR (ID: TC5)
6615 Teachout Creek 13.0
6918 Teachout Creek 14.0
7365 Teachout Creek 14.5
7822 Teachout Creek 15.0
8049 JACKSON-CREEK-PKWY-(TC)-DS
8120 JACKSON-CREEK-PKWY-(TC)-TOR (ID: TC6)
8304 Teachout Creek 16.0
8766 Teachout Creek 17.0
9132 Teachout Creek 18.0
6000
7000
8000
9000
10000
Main Channel Distance (ft)

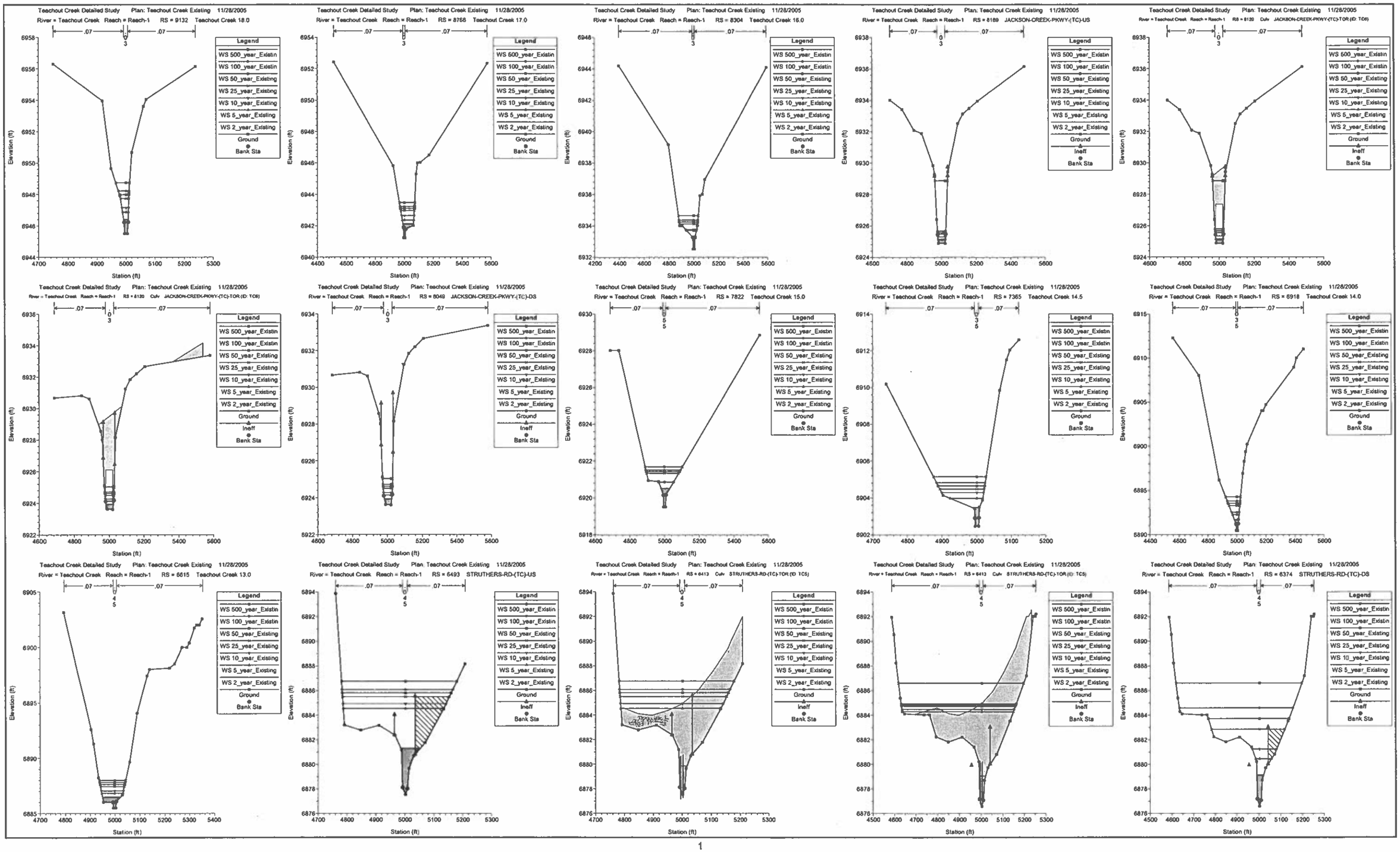
Teachout Creek Detailed Study Plan: Teachout Creek Existing 11/28/2005
River = Teachout Creek Reach = Reach-1 RS = 9132 Teachout Creek 18.0
River = Teachout Creek Reach = Reach-1 RS = 8758 Teachout Creek 17.0
River = Teachout Creek Reach = Reach-1 RS = 8304 Teachout Creek 16.0
River = Teachout Creek Reach = Reach-1 RS = 8189 JACKSON-CREEK-PKWY-(TC)-US
River = Teachout Creek Reach = Reach-1 RS = 8120 Culv JACKSON-CREEK-PKWY-(TC)-TOR (ID: TC6)
River = Teachout Creek Reach = Reach-1 RS = 8120 Culv JACKSON-CREEK-PKWY-(TC)-TOR (ID: TC6)
River = Teachout Creek Reach = Reach-1 RS = 8049 JACKSON-CREEK-PKWY-(TC)-DS
River = Teachout Creek Reach = Reach-1 RS = 7822 Teachout Creek 15.0
River = Teachout Creek Reach = Reach-1 RS = 7365 Teachout Creek 14.5
River = Teachout Creek Reach = Reach-1 RS = 6918 Teachout Creek 14.0
River = Teachout Creek Reach = Reach-1 RS = 6615 Teachout Creek 13.0
River = Teachout Creek Reach = Reach-1 RS = 6493 STRUTHERS-RD-(TC)-US
River = Teachout Creek Reach = Reach-1 RS = 6413 Culv STRUTHERS-RD-(TC)-TOR (ID: TC5)
River = Teachout Creek Reach = Reach-1 RS = 6413 Culv STRUTHERS-RD-(TC)-TOR (ID: TC5)
River = Teachout Creek Reach = Reach-1 RS = 6374 STRUTHERS-RD-(TC)-DS
Legend
WS 500_year_Existin
WS 100_year_Existin
WS 50_year_Existing
WS 25_year_Existing
WS 10_year_Existing
WS 5_year_Existing
WS 2_year_Existing
Ground
Ineff
Bank Sta
Elevation (ft)
Station (ft)

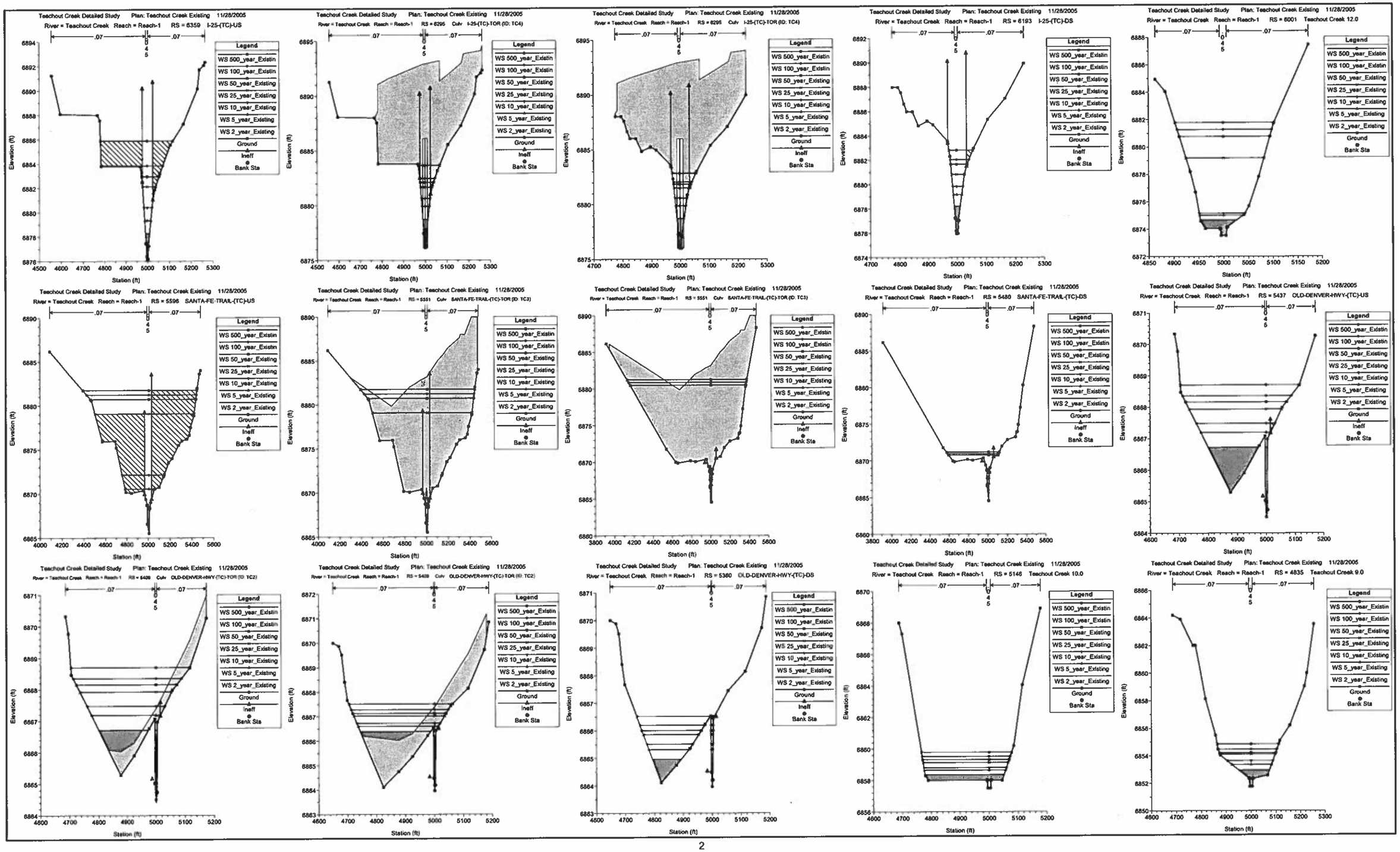
Teachout Creek Detailed Study Plan: Teachout Creek Existing 11/28/2005
River = Teachout Creek Reach = Reach-1 RS = 6359 I-25-(TC)-US
River = Teachout Creek Reach = Reach-1 RS = 6295 Culv I-25-(TC)-TOR (ID: TC4)
River = Teachout Creek Reach = Reach-1 RS = 6193 I-25-(TC)-DS
River = Teachout Creek Reach = Reach-1 RS = 6001 Teachout Creek 12.0
River = Teachout Creek Reach = Reach-1 RS = 5596 SANTA-FE-TRAIL-(TC)-US
River = Teachout Creek Reach = Reach-1 RS = 5551 Culv SANTA-FE-TRAIL-(TC)-TOR (ID: TC3)
River = Teachout Creek Reach = Reach-1 RS = 5480 SANTA-FE-TRAIL-(TC)-DS
River = Teachout Creek Reach = Reach-1 RS = 5437 OLD-DENVER-HWY-(TC)-US
River = Teachout Creek Reach = Reach-1 RS = 5409 Culv OLD-DENVER-HWY-(TC)-TOR (ID: TC2)
River = Teachout Creek Reach = Reach-1 RS = 5360 OLD-DENVER-HWY-(TC)-DS
River = Teachout Creek Reach = Reach-1 RS = 5146 Teachout Creek 10.0
River = Teachout Creek Reach = Reach-1 RS = 4835 Teachout Creek 9.0
Legend
WS 500_year_Existin
WS 100_year_Existin
WS 50_year_Existing
WS 25_year_Existing
WS 10_year_Existing
WS 5_year_Existing
WS 2_year_Existing
Ground
Ineff
Bank Sta
Elevation (ft)
Station (ft)

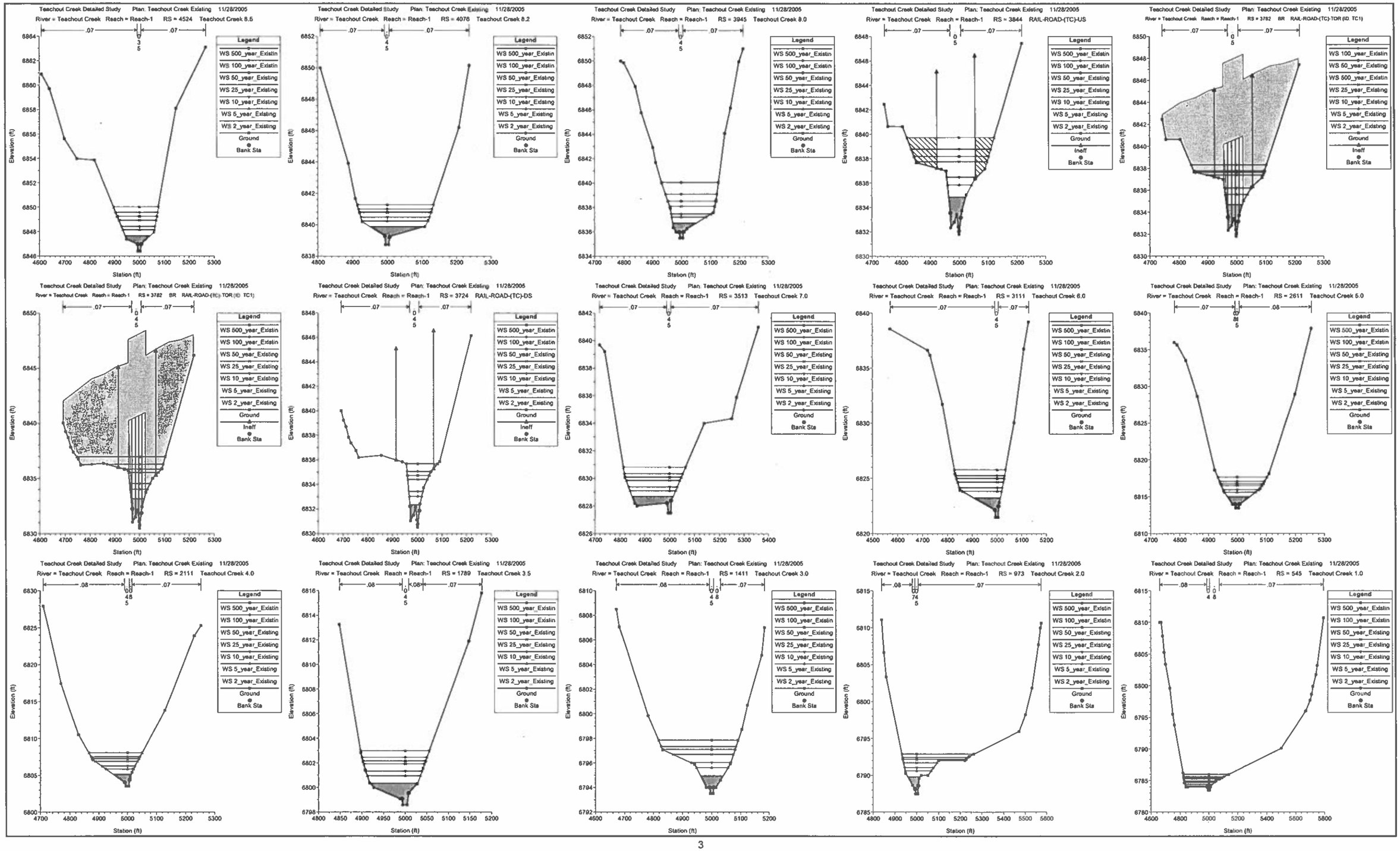
Teachout Creek Detailed Study Plan: Teachout Creek Existing 11/28/2005
River = Teachout Creek Reach = Reach-1 RS = 4524 Teachout Creek 8.5
River = Teachout Creek Reach = Reach-1 RS = 4076 Teachout Creek 8.2
River = Teachout Creek Reach = Reach-1 RS = 3945 Teachout Creek 8.0
River = Teachout Creek Reach = Reach-1 RS = 3844 RAIL-ROAD-(TC)-US
River = Teachout Creek Reach = Reach-1 RS = 3782 BR RAIL-ROAD-(TC)-TOR (ID: TC1)
River = Teachout Creek Reach = Reach-1 RS = 3782 BR RAIL-ROAD-(TC)-TOR (ID: TC1)
River = Teachout Creek Reach = Reach-1 RS = 3724 RAIL-ROAD-(TC)-DS
River = Teachout Creek Reach = Reach-1 RS = 3513 Teachout Creek 7.0
River = Teachout Creek Reach = Reach-1 RS = 3111 Teachout Creek 6.0
River = Teachout Creek Reach = Reach-1 RS = 2611 Teachout Creek 5.0
River = Teachout Creek Reach = Reach-1 RS = 2111 Teachout Creek 4.0
River = Teachout Creek Reach = Reach-1 RS = 1789 Teachout Creek 3.5
River = Teachout Creek Reach = Reach-1 RS = 1411 Teachout Creek 3.0
River = Teachout Creek Reach = Reach-1 RS = 973 Teachout Creek 2.0
River = Teachout Creek Reach = Reach-1 RS = 545 Teachout Creek 1.0
Legend
WS 500_year_Existin
WS 100_year_Existin
WS 50_year_Existing
WS 25_year_Existing
WS 10_year_Existing
WS 5_year_Existing
WS 2_year_Existing
Ground
Ineff
Bank Sta
Elevation (ft)
Station (ft)

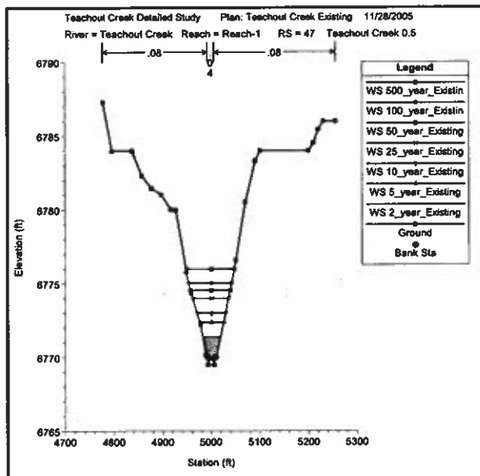
Teachout Creek Detailed Study Plan: Teachout Creek Existing 11/28/2005
River = Teachout Creek Reach = Reach-1 RS = 47 Teachout Creek 0.5
.08
.08
4
Legend
WS 500_year_Existin
WS 100_year_Existin
WS 50_year_Existing
WS 25_year_Existing
WS 10_year_Existing
WS 5_year_Existing
WS 2_year_Existing
Ground
Bank Sta
Elevation (ft)
6790
6785
6780
6775
6770
6765
4700
4800
4900
5000
5100
5200
5300
Station (ft)

HEC-RAS Plan: TC Existing River: Teachout Creek Reach: Reach-1

Reach	River Sta	Profile	Q Total	Min Ch El	W.S. Elev	Crit W.S.	E.G. Elev	E.G. Slope	Vel Chnl	Flow Area	Top Width	Froude # Chl
			(cfs)	(ft)	(ft)	(ft)	(ft)	(ft/ft)	(ft/s)	(sq ft)	(ft)	
Reach-1	9132	2_year_Existing	65.00	6945.50	6946.42	6946.49	6946.92	0.018016	5.71	11.53	15.81	1.12
Reach-1	9132	5_year_Existing	140.00	6945.50	6946.88	6947.07	6947.78	0.018027	7.71	19.85	20.34	1.20
Reach-1	9132	10_year_Existing	200.00	6945.50	6947.17	6947.45	6948.33	0.017998	8.83	26.12	23.17	1.25
Reach-1	9132	25_year_Existing	350.00	6945.50	6947.74	6948.20	6949.44	0.017997	10.87	40.96	28.78	1.31
Reach-1	9132	50_year_Existing	430.00	6945.50	6947.99	6948.61	6949.95	0.018008	11.72	48.64	31.66	1.34
Reach-1	9132	100_year_Existin	510.00	6945.50	6948.23	6948.95	6950.42	0.018017	12.49	56.71	36.65	1.36
Reach-1	9132	500_year_Existin	720.00	6945.50	6948.75	6949.72	6951.43	0.018010	14.09	78.76	47.79	1.40
Reach-1	8766	2_year_Existing	65.00	6941.22	6942.13	6942.17	6942.40	0.011690	4.64	25.00	72.30	0.90
Reach-1	8766	5_year_Existing	140.00	6941.22	6942.36	6942.47	6942.82	0.018170	6.47	42.87	78.32	1.11
Reach-1	8766	10_year_Existing	200.00	6941.22	6942.65	6942.65	6943.03	0.011010	6.26	66.28	85.56	0.95
Reach-1	8766	25_year_Existing	350.00	6941.22	6942.97	6943.00	6943.51	0.013078	7.87	94.99	93.69	1.08
Reach-1	8766	50_year_Existing	430.00	6941.22	6943.10	6943.16	6943.74	0.014124	8.61	107.70	97.07	1.13
Reach-1	8766	100_year_Existin	510.00	6941.22	6943.22	6943.31	6943.94	0.015150	9.31	119.20	100.03	1.19
Reach-1	8766	500_year_Existin	720.00	6941.22	6943.48	6943.65	6944.42	0.017455	10.87	145.91	105.90	1.30
Reach-1	8304	2_year_Existing	65.00	6932.51	6933.27	6933.50	6933.91	0.032623	6.41	10.18	20.29	1.44
Reach-1	8304	5_year_Existing	140.00	6932.51	6933.70	6933.96	6934.41	0.020443	7.21	31.56	80.12	1.25
Reach-1	8304	10_year_Existing	200.00	6932.51	6933.76	6934.18	6934.92	0.031327	9.32	37.45	89.86	1.56
Reach-1	8304	25_year_Existing	350.00	6932.51	6934.12	6934.45	6935.24	0.025579	10.12	79.29	146.23	1.48
Reach-1	8304	50_year_Existing	430.00	6932.51	6934.25	6934.59	6935.33	0.024006	10.38	98.44	149.85	1.45
Reach-1	8304	100_year_Existin	510.00	6932.51	6934.36	6934.70	6935.42	0.022739	10.60	116.49	153.18	1.43
Reach-1	8304	500_year_Existin	720.00	6932.51	6934.64	6934.95	6935.68	0.020545	11.13	159.89	160.90	1.39
Reach-1	8189	2_year_Existing	65.00	6924.87	6925.08	6925.32	6926.04	0.215190	7.86	8.27	41.25	3.10
Reach-1	8189	5_year_Existing	140.00	6924.87	6925.15	6925.59	6927.65	0.390903	12.69	11.03	41.98	4.36
Reach-1	8189	10_year_Existing	200.00	6924.87	6925.29	6925.77	6927.38	0.188101	11.58	17.28	43.58	3.24
Reach-1	8189	25_year_Existing	350.00	6924.87	6925.47	6926.15	6928.50	0.175753	13.98	25.04	45.45	3.31
Reach-1	8189	50_year_Existing	430.00	6924.87	6925.56	6926.35	6928.92	0.158648	14.72	29.27	46.30	3.23
Reach-1	8189	100_year_Existin	510.00	6924.87	6925.65	6926.52	6929.29	0.144453	15.32	33.47	47.13	3.15
Reach-1	8189	500_year_Existin	720.00	6924.87	6926.86	6928.90	6929.07	0.000935	3.78	227.35	72.58	0.33
Reach-1	8120		Culvert									
Reach-1	8049	2_year_Existing	65.00	6923.60	6923.94	6924.09	6924.42	0.069081	5.57	11.67	41.65	3.10
Reach-1	8049	5_year_Existing	140.00	6923.60	6924.14	6924.35	6924.85	0.056917	6.77	20.68	47.82	4.36
Reach-1	8049	10_year_Existing	200.00	6923.60	6924.28	6924.53	6925.10	0.045872	7.30	27.50	49.32	3.24
Reach-1	8049	25_year_Existing	350.00	6923.60	6924.51	6924.89	6925.78	0.044695	9.05	39.23	51.37	3.31
Reach-1	8049	50_year_Existing	430.00	6923.60	6924.62	6925.04	6926.09	0.043562	9.74	45.03	52.36	3.23
Reach-1	8049	100_year_Existin	510.00	6923.60	6924.73	6925.22	6926.38	0.042599	10.35	50.55	53.26	3.15
Reach-1	8049	500_year_Existin	720.00	6923.60	6925.04	6925.61	6926.94	0.034398	11.12	67.66	56.04	0.33
Reach-1	7822	2_year_Existing	65.00	6919.50	6920.51	6920.51	6920.76	0.028515	4.22	20.17	51.21	0.78
Reach-1	7822	5_year_Existing	140.00	6919.50	6920.84	6920.84	6921.15	0.028564	5.21	42.73	84.32	0.83
Reach-1	7822	10_year_Existing	200.00	6919.50	6920.85	6920.85	6921.45	0.055152	7.29	43.85	85.63	1.15
Reach-1	7822	25_year_Existing	350.00	6919.50	6921.32	6921.32	6921.59	0.023160	5.84	118.02	185.06	0.79
Reach-1	7822	50_year_Existing	430.00	6919.50	6921.42	6921.42	6921.71	0.024694	6.25	135.47	193.01	0.82
Reach-1	7822	100_year_Existin	510.00	6919.50	6921.50	6921.50	6921.81	0.025981	6.60	151.69	200.12	0.85
Reach-1	7822	500_year_Existin	720.00	6919.50	6921.67	6921.67	6922.05	0.029429	7.46	188.30	215.30	0.91
Reach-1	7365	2_year_Existing	100.00	6902.45	6903.47	6903.93	6904.56	0.040954	8.41	12.56	20.54	1.49
Reach-1	7365	5_year_Existing	230.00	6902.45	6903.96	6904.40	6905.42	0.038392	10.66	40.78	93.57	1.55
Reach-1	7365	10_year_Existing	340.00	6902.45	6904.27	6904.62	6905.38	0.028000	10.34	75.00	120.46	1.36
Reach-1	7365	25_year_Existing	580.00	6902.45	6904.47	6904.99	6906.21	0.043138	13.77	99.71	127.55	1.72
Reach-1	7365	50_year_Existing	720.00	6902.45	6904.64	6905.15	6906.33	0.040855	14.17	122.28	133.70	1.70
Reach-1	7365	100_year_Existin	870.00	6902.45	6904.81	6905.33	6906.48	0.039036	14.56	145.18	139.66	1.68
Reach-1	7365	500_year_Existin	1200.00	6902.45	6905.14	6905.66	6906.78	0.035736	15.22	193.51	151.48	1.65
Reach-1	6918	2_year_Existing	100.00	6890.44	6891.65	6891.75	6892.23	0.019426	6.24	18.64	27.42	1.05
Reach-1	6918	5_year_Existing	230.00	6890.44	6892.23	6892.50	6893.19	0.020056	8.41	39.60	44.44	1.14
Reach-1	6918	10_year_Existing	340.00	6890.44	6892.50	6892.92	6893.82	0.023887	10.13	52.62	52.30	1.28
Reach-1	6918	25_year_Existing	580.00	6890.44	6893.25	6893.58	6894.52	0.017182	10.67	99.96	74.19	1.14
Reach-1	6918	50_year_Existing	720.00	6890.44	6893.52	6893.90	6894.90	0.017267	11.40	121.14	82.11	1.16
Reach-1	6918	100_year_Existin	870.00	6890.44	6893.78	6894.18	6895.26	0.017346	12.07	143.06	89.58	1.18
Reach-1	6918	500_year_Existin	1200.00	6890.44	6894.25	6894.70	6895.92	0.017564	13.30	188.71	103.41	1.22
Reach-1	6815	2_year_Existing	100.00	6885.50	6886.48	6886.48	6886.72	0.024210	4.77	34.52	71.86	0.88
Reach-1	6815	5_year_Existing	230.00	6885.50	6886.83	6886.83	6887.19	0.026945	6.26	62.55	84.71	0.99
Reach-1	6815	10_year_Existing	340.00	6885.50	6887.05	6887.05	6887.49	0.028513	7.16	81.14	88.80	1.04
Reach-1	6815	25_year_Existing	580.00	6885.50	6887.43	6887.43	6888.02	0.029719	8.53	116.58	96.13	1.10
Reach-1	6815	50_year_Existing	720.00	6885.50	6887.62	6887.62	6888.28	0.029872	9.13	135.48	99.82	1.13
Reach-1	6815	100_year_Existin	870.00	6885.50	6887.81	6887.81	6888.54	0.030344	9.74	153.93	103.29	1.15
Reach-1	6815	500_year_Existin	1200.00	6885.50	6888.00	6888.18	6889.08	0.040534	11.91	174.36	107.01	1.35
Reach-1	6493	2_year_Existing	140.00	6877.54	6881.29	6879.12	6881.34	0.000673	1.96	99.32	66.58	0.19
Reach-1	6493	5_year_Existing	310.00	6877.54	6884.53	6879.98	6884.54	0.000097	1.16	596.63	346.27	0.08
Reach-1	6493	10_year_Existing	460.00	6877.54	6884.92	6880.62	6884.94	0.000146	1.47	692.81	355.34	0.10
Reach-1	6493	25_year_Existing	790.00	6877.54	6885.50	6881.70	6885.52	0.000258	2.06	835.98	368.77	0.13
Reach-1	6493	50_year_Existing	980.00	6877.54	6885.80	6882.12	6885.82	0.000205	1.89	1256.66	375.90	0.12
Reach-1	6493	100_year_Existin	1200.00	6877.54	6886.06	6882.59	6886.09	0.000249	2.12	1356.40	382.05	0.13
Reach-1	6493	500_year_Existin	1700.00	6877.54	6886.74	6883.25	6886.77	0.000302	2.47	1821.66	397.94	0.15

HEC-RAS Plan: TC Existing River: Teachout Creek Reach: Reach-1 (Continued)

Reach	River Sta	Profile	Q Total	Min Ch El	W.S. Elev	Crit W.S.	E.G. Elev	E.G. Slope	Vel Chnl	Flow Area	Top Width	Froude # Chl
			(cfs)	(ft)	(ft)	(ft)	(ft)	(ft/ft)	(ft/s)	(sq ft)	(ft)	
Reach-1	6413		Culvert									
Reach-1	6374	2_year_Existing	140.00	6876.56	6879.09	6878.14	6879.26	0.003638	3.43	48.73	31.41	0.40
Reach-1	6374	5_year_Existing	310.00	6876.56	6880.41	6879.00	6880.64	0.002943	4.19	107.44	72.08	0.39
Reach-1	6374	10_year_Existing	460.00	6876.56	6881.22	6879.68	6881.45	0.002575	4.48	159.30	110.70	0.38
Reach-1	6374	25_year_Existing	790.00	6876.56	6882.82	6880.73	6882.96	0.001344	3.99	437.87	338.01	0.29
Reach-1	6374	50_year_Existing	980.00	6876.56	6883.69	6881.09	6883.75	0.000593	2.90	863.53	370.80	0.20
Reach-1	6374	100_year_Existin	1200.00	6876.56	6884.56	6881.40	6884.59	0.000414	2.62	1259.16	521.65	0.17
Reach-1	6374	500_year_Existin	1700.00	6878.56	6886.57	6882.68	6886.58	0.000146	1.82	2367.71	578.97	0.10
Reach-1	6359	2_year_Existing	140.00	6876.15	6878.29	6878.29	6878.99	0.020952	6.92	23.31	18.99	0.90
Reach-1	6359	5_year_Existing	310.00	6876.15	6879.35	6879.35	6880.32	0.017626	8.58	48.62	28.61	0.89
Reach-1	6359	10_year_Existing	460.00	6876.15	6880.42	6880.02	6881.21	0.010610	8.19	84.14	38.23	0.72
Reach-1	6359	25_year_Existing	790.00	6876.15	6882.13	6881.23	6882.77	0.006189	7.94	159.78	61.78	0.59
Reach-1	6359	50_year_Existing	980.00	6876.15	6882.97	6881.86	6883.56	0.005018	7.84	200.72	81.05	0.54
Reach-1	6359	100_year_Existin	1200.00	6876.15	6883.85	6882.10	6884.42	0.004202	7.80	244.03	287.21	0.51
Reach-1	6359	500_year_Existin	1700.00	6876.15	6885.90	6882.99	6886.42	0.002897	7.63	344.93	337.59	0.44
Reach-1	6295		Culvert									
Reach-1	6193	2_year_Existing	140.00	6875.96	6878.24	6878.08	6878.82	0.015800	6.32	26.16	20.30	0.79
Reach-1	6193	5_year_Existing	310.00	6875.96	6879.19	6879.19	6880.13	0.016911	8.47	49.46	28.88	0.87
Reach-1	6193	10_year_Existing	460.00	6875.96	6879.85	6879.85	6880.95	0.016110	9.46	70.53	34.66	0.88
Reach-1	6193	25_year_Existing	790.00	6875.96	6880.84	6880.84	6882.28	0.016721	11.33	109.55	43.85	0.93
Reach-1	6193	50_year_Existing	980.00	6875.96	6881.68	6881.68	6882.91	0.012399	10.90	151.07	56.24	0.82
Reach-1	6193	100_year_Existin	1200.00	6875.96	6882.05	6882.05	6883.45	0.013350	11.82	171.59	64.17	0.88
Reach-1	6193	500_year_Existin	1700.00	6875.96	6882.84	6882.84	6884.55	0.014507	13.42	217.18	82.69	0.92
Reach-1	6001	2_year_Existing	140.00	6873.50	6874.65	6874.65	6874.94	0.024564	5.37	43.07	73.83	0.92
Reach-1	6001	5_year_Existing	310.00	6873.50	6874.99	6875.07	6875.50	0.033127	7.50	70.66	86.30	1.11
Reach-1	6001	10_year_Existing	460.00	6873.50	6875.14	6875.33	6875.91	0.045924	9.43	83.93	92.22	1.33
Reach-1	6001	25_year_Existing	790.00	6873.50	6879.18	6875.79	6879.22	0.000558	2.44	589.61	156.91	0.18
Reach-1	6001	50_year_Existing	980.00	6873.50	6880.75	6876.01	6880.78	0.000309	2.14	856.17	182.48	0.14
Reach-1	6001	100_year_Existin	1200.00	6873.50	6881.26	6876.24	6881.29	0.000348	2.38	950.94	190.75	0.15
Reach-1	6001	500_year_Existin	1700.00	6873.50	6881.77	6876.70	6881.83	0.000534	3.08	1051.19	199.55	0.19
Reach-1	5596	2_year_Existing	150.00	6865.54	6868.53	6867.43	6868.69	0.003965	3.30	45.59	23.10	0.39
Reach-1	5596	5_year_Existing	350.00	6865.54	6870.58	6868.39	6870.71	0.001569	3.20	151.82	280.80	0.27
Reach-1	5596	10_year_Existing	520.00	6865.54	6872.18	6869.22	6872.27	0.000816	2.86	258.10	392.66	0.21
Reach-1	5596	25_year_Existing	910.00	6865.54	6879.10	6870.39	6879.13	0.000104	1.72	718.04	917.84	0.06
Reach-1	5596	50_year_Existing	1100.00	6865.54	6880.75	6870.72	6880.75	0.000009	0.54	4266.90	975.05	0.03
Reach-1	5596	100_year_Existin	1400.00	6865.54	6881.26	6871.16	6881.26	0.000012	0.65	4564.93	1014.45	0.03
Reach-1	5596	500_year_Existin	1900.00	6865.54	6881.78	6871.60	6881.78	0.000019	0.84	4886.42	1054.57	0.04
Reach-1	5551		Culvert									
Reach-1	5480	2_year_Existing	150.00	6864.58	6866.01	6866.90	6870.43	0.438026	16.86	8.89	12.45	0.39
Reach-1	5480	5_year_Existing	350.00	6864.58	6866.91	6867.93	6870.42	0.163107	15.05	23.26	18.16	0.27
Reach-1	5480	10_year_Existing	520.00	6864.58	6867.52	6868.61	6871.00	0.104964	14.96	34.75	19.17	0.21
Reach-1	5480	25_year_Existing	910.00	6864.58	6867.82	6870.66	6875.64	0.201839	22.44	40.54	19.85	0.08
Reach-1	5480	50_year_Existing	1100.00	6864.58	6870.78	6870.78	6871.20	0.005597	6.53	427.75	507.45	0.52
Reach-1	5480	100_year_Existin	1400.00	6864.58	6870.96	6870.96	6871.40	0.006295	7.09	511.89	523.36	0.55
Reach-1	5480	500_year_Existin	1900.00	6864.58	6871.21	6871.21	6871.69	0.007342	7.90	628.08	544.79	0.60
Reach-1	5437	2_year_Existing	150.00	6864.50	6866.71	6866.19	6866.75	0.002693	2.72	142.40	181.87	0.34
Reach-1	5437	5_year_Existing	350.00	6864.50	6867.19	6866.57	6867.25	0.003751	3.70	242.76	241.06	0.41
Reach-1	5437	10_year_Existing	520.00	6864.50	6867.48	6866.78	6867.54	0.003998	4.11	314.39	271.34	0.43
Reach-1	5437	25_year_Existing	910.00	6864.50	6867.92	6867.17	6868.02	0.004823	4.98	448.36	318.10	0.49
Reach-1	5437	50_year_Existing	1100.00	6864.50	6868.16	6867.29	6868.25	0.004656	5.12	525.13	348.14	0.49
Reach-1	5437	100_year_Existin	1400.00	6864.50	6868.35	6867.46	6868.47	0.005417	5.74	596.86	375.53	0.53
Reach-1	5437	500_year_Existin	1900.00	6864.50	6868.70	6867.71	6868.84	0.005638	6.22	734.54	412.02	0.55
Reach-1	5409		Culvert									
Reach-1	5360	2_year_Existing	150.00	6863.96	6864.97	6864.97	6865.18	0.060943	6.85	46.88	105.36	1.35
Reach-1	5360	5_year_Existing	350.00	6863.96	6865.32	6865.32	6865.61	0.058201	8.53	90.37	144.86	1.41
Reach-1	5360	10_year_Existing	520.00	6863.96	6865.51	6865.51	6865.86	0.059207	9.55	120.34	164.82	1.46
Reach-1	5360	25_year_Existing	910.00	6863.96	6865.85	6865.85	6866.31	0.059020	11.09	182.20	198.41	1.51
Reach-1	5360	50_year_Existing	1100.00	6863.96	6866.00	6866.00	6866.49	0.056804	11.52	212.75	213.13	1.50
Reach-1	5360	100_year_Existin	1400.00	6863.96	6866.19	6866.19	6866.73	0.056865	12.30	254.45	231.71	1.53
Reach-1	5360	500_year_Existin	1900.00	6863.96	6866.51	6866.51	6867.09	0.050865	12.84	334.22	267.91	1.48
Reach-1	5146	2_year_Existing	150.00	6857.50	6858.35	6858.29	6858.42	0.014980	3.41	99.48	272.33	0.68
Reach-1	5146	5_year_Existing	350.00	6857.50	6858.63	6858.47	6858.72	0.013951	4.03	176.19	279.88	0.69
Reach-1	5146	10_year_Existing	520.00	6857.50	6858.79	6858.56	6858.90	0.014991	4.59	221.50	284.24	0.73
Reach-1	5146	25_year_Existing	910.00	6857.50	6859.11	6858.78	6859.27	0.015389	5.43	313.22	292.86	0.77
Reach-1	5146	50_year_Existing	1100.00	6857.50	6859.30	6858.87	6859.46	0.013381	5.47	369.34	298.02	0.73
Reach-1	5146	100_year_Existin	1400.00	6857.50	6859.49	6859.01	6859.69	0.013738	5.94	427.03	303.23	0.76
Reach-1	5146	500_year_Existin	1900.00	6857.50	6859.77	6859.22	6860.02	0.014259	6.63	512.93	310.82	0.79

HEC-RAS Plan: TC Existing River: Teachout Creek Reach: Reach-1 (Continued)

Reach	River Sta	Profile	Q Total	Min Ch El	W.S. Elev	Crit W.S.	E.G. Elev	E.G. Slope	Vel Chnl	Flow Area	Top Width	Froude # Chl
			(cfs)	(ft)	(ft)	(ft)	(ft)	(ft/ft)	(ft/s)	(sq ft)	(ft)	
Reach-1	4835	2_year_Existing	150.00	6851.73	6852.92	6852.92	6853.14	0.019335	4.88	60.00	123.53	0.82
Reach-1	4835	5_year_Existing	350.00	6851.73	6853.33	6853.26	6853.59	0.019662	6.05	116.59	158.78	0.87
Reach-1	4835	10_year_Existing	520.00	6851.73	6853.82	6853.47	6853.89	0.017294	6.38	166.52	184.37	0.84
Reach-1	4835	25_year_Existing	910.00	6851.73	6854.09	6853.85	6854.40	0.015880	7.14	263.52	221.91	0.83
Reach-1	4835	50_year_Existing	1100.00	6851.73	6854.19	6854.02	6854.56	0.016637	7.96	285.06	225.94	0.91
Reach-1	4835	100_year_Existin	1400.00	6851.73	6854.44	6854.21	6854.84	0.017742	8.31	344.47	236.73	0.90
Reach-1	4835	500_year_Existin	1900.00	6851.73	6854.82	6854.49	6855.25	0.018451	8.76	436.57	248.05	0.89
Reach-1	4524	2_year_Existing	150.00	6846.42	6847.69	6847.73	6848.02	0.014096	5.57	53.26	100.77	0.91
Reach-1	4524	5_year_Existing	350.00	6846.42	6848.18	6848.18	6848.58	0.013411	6.86	110.32	126.71	0.94
Reach-1	4524	10_year_Existing	520.00	6848.42	6848.44	6848.44	6848.93	0.014617	7.88	144.01	134.17	1.00
Reach-1	4524	25_year_Existing	910.00	6848.42	6848.94	6848.89	6849.56	0.015095	9.35	214.99	148.66	1.06
Reach-1	4524	50_year_Existing	1100.00	6846.42	6849.26	6849.09	6849.84	0.012551	9.27	264.17	157.92	0.99
Reach-1	4524	100_year_Existin	1400.00	6846.42	6849.58	6849.36	6850.22	0.012501	9.94	315.49	167.04	1.00
Reach-1	4524	500_year_Existin	1900.00	6846.42	6850.03	6849.76	6850.76	0.012596	10.94	393.36	179.99	1.03
Reach-1	4076	2_year_Existing	150.00	6838.72	6839.90	6839.94	6840.14	0.022392	5.23	61.93	158.54	0.88
Reach-1	4076	5_year_Existing	350.00	6838.72	6840.25	6840.24	6840.50	0.020811	6.08	124.37	189.77	0.89
Reach-1	4076	10_year_Existing	520.00	6838.72	6840.50	6840.40	6840.75	0.018093	6.29	172.32	197.26	0.85
Reach-1	4076	25_year_Existing	910.00	6838.72	6840.79	6840.70	6841.17	0.023459	7.96	230.95	205.67	0.99
Reach-1	4076	50_year_Existing	1100.00	6838.72	6840.82	6840.82	6841.34	0.031881	9.37	236.69	206.47	1.16
Reach-1	4076	100_year_Existin	1400.00	6838.72	6841.00	6841.00	6841.60	0.033174	10.12	274.87	211.74	1.20
Reach-1	4076	500_year_Existin	1900.00	6838.72	6841.27	6841.27	6841.98	0.034485	11.15	333.42	219.57	1.25
Reach-1	3945	2_year_Existing	150.00	6835.50	6836.73	6836.76	6837.06	0.024565	5.67	45.44	81.43	0.93
Reach-1	3945	5_year_Existing	350.00	6835.50	6837.23	6837.23	6837.64	0.022764	6.95	95.81	118.68	0.95
Reach-1	3945	10_year_Existing	520.00	6835.50	6837.49	6837.49	6837.98	0.024406	7.92	129.00	137.83	1.01
Reach-1	3945	25_year_Existing	910.00	6835.50	6838.12		6838.55	0.017111	8.01	222.00	155.60	0.88
Reach-1	3945	50_year_Existing	1100.00	6835.50	6838.53	6838.11	6838.89	0.011882	7.38	289.07	165.69	0.76
Reach-1	3945	100_year_Existin	1400.00	6835.50	6839.11	6838.34	6839.41	0.008227	6.91	387.85	177.48	0.65
Reach-1	3945	500_year_Existin	1900.00	6835.50	6840.07	6838.71	6840.31	0.004994	6.33	568.32	196.52	0.53
Reach-1	3844	2_year_Existing	190.00	6831.82	6834.87	6833.67	6834.94	0.002126	2.25	94.45	58.38	0.27
Reach-1	3844	5_year_Existing	420.00	6831.82	6835.87	6834.33	6836.01	0.002515	3.16	164.80	83.38	0.31
Reach-1	3844	10_year_Existing	610.00	6831.82	6836.49	6834.77	6836.66	0.002573	3.60	221.77	103.57	0.33
Reach-1	3844	25_year_Existing	1100.00	6831.82	6837.75	6835.69	6837.97	0.002420	4.23	367.13	244.11	0.33
Reach-1	3844	50_year_Existing	1300.00	6831.82	6838.18	6836.02	6838.40	0.002321	4.39	422.87	256.21	0.33
Reach-1	3844	100_year_Existin	1600.00	6831.82	6838.77	6836.55	6839.01	0.002185	4.55	501.46	273.27	0.33
Reach-1	3844	500_year_Existin	2200.00	6831.82	6839.73	6837.34	6840.00	0.002144	4.97	627.63	300.66	0.33
Reach-1	3782		Bridge									
Reach-1	3724	2_year_Existing	190.00	6830.48	6832.33	6832.33	6832.78	0.030188	5.43	35.50	40.24	0.99
Reach-1	3724	5_year_Existing	420.00	6830.48	6833.01	6833.01	6833.71	0.022931	6.60	66.12	50.32	0.94
Reach-1	3724	10_year_Existing	610.00	6830.48	6833.42	6833.42	6834.30	0.021774	7.71	88.06	56.66	0.95
Reach-1	3724	25_year_Existing	1100.00	6830.48	6834.39	6834.39	6835.49	0.017110	8.87	152.92	79.50	0.90
Reach-1	3724	50_year_Existing	1300.00	6830.48	6834.71	6834.71	6835.88	0.016077	9.21	180.38	88.35	0.89
Reach-1	3724	100_year_Existin	1600.00	6830.48	6835.03	6835.03	6836.40	0.017050	10.08	210.00	98.00	0.93
Reach-1	3724	500_year_Existin	2200.00	6830.48	6835.66	6835.66	6837.22	0.016612	11.06	277.23	127.15	0.94
Reach-1	3513	2_year_Existing	200.00	6827.50	6828.71	6828.56	6828.81	0.012182	3.74	100.47	165.33	0.64
Reach-1	3513	5_year_Existing	450.00	6827.50	6829.13	6828.84	6829.28	0.012495	4.72	173.05	183.98	0.69
Reach-1	3513	10_year_Existing	660.00	6827.50	6829.39	6829.03	6829.58	0.012698	5.32	223.60	195.93	0.71
Reach-1	3513	25_year_Existing	1100.00	6827.50	6829.85	6829.37	6830.10	0.012788	6.24	317.41	216.36	0.74
Reach-1	3513	50_year_Existing	1400.00	6827.50	6830.08	6829.56	6830.38	0.013346	6.82	370.02	227.01	0.77
Reach-1	3513	100_year_Existin	1700.00	6827.50	6830.33	6829.75	6830.65	0.012962	7.17	426.11	235.13	0.77
Reach-1	3513	500_year_Existin	2400.00	6827.50	6830.80	6830.14	6831.19	0.012810	7.94	540.77	250.53	0.79
Reach-1	3111	2_year_Existing	200.00	6821.50	6823.23	6823.16	6823.51	0.014230	5.33	70.68	105.19	0.74
Reach-1	3111	5_year_Existing	450.00	6821.50	6823.83	6823.68	6824.14	0.013029	6.30	150.00	157.67	0.75
Reach-1	3111	10_year_Existing	660.00	6821.50	6824.15	6824.01	6824.48	0.012615	6.79	203.89	172.45	0.75
Reach-1	3111	25_year_Existing	1100.00	6821.50	6824.66	6824.39	6825.03	0.012361	7.59	294.38	183.59	0.77
Reach-1	3111	50_year_Existing	1400.00	6821.50	6824.99	6824.59	6825.37	0.011582	7.87	355.99	190.80	0.75
Reach-1	3111	100_year_Existin	1700.00	6821.50	6825.24	6824.79	6825.66	0.011857	8.35	403.89	196.23	0.77
Reach-1	3111	500_year_Existin	2400.00	6821.50	6825.78	6825.17	6826.27	0.011683	9.09	513.29	206.07	0.79
Reach-1	2611	2_year_Existing	200.00	6813.50	6815.04	6814.98	6815.36	0.018710	5.80	60.85	78.57	0.84
Reach-1	2611	5_year_Existing	450.00	6813.50	6815.63	6815.57	6816.11	0.020161	7.54	115.63	107.78	0.93
Reach-1	2611	10_year_Existing	660.00	6813.50	6815.98	6815.94	6816.54	0.020387	8.43	156.86	124.28	0.96
Reach-1	2611	25_year_Existing	1100.00	6813.50	6816.54	6816.47	6817.21	0.020290	9.66	231.54	140.99	0.99
Reach-1	2611	50_year_Existing	1400.00	6813.50	6816.81	6816.76	6817.58	0.021797	10.60	269.53	147.68	1.04
Reach-1	2611	100_year_Existin	1700.00	6813.50	6817.11	6816.99	6817.92	0.020795	11.00	316.46	155.55	1.03
Reach-1	2611	500_year_Existin	2400.00	6813.50	6817.68	6817.51	6818.61	0.020717	12.12	408.56	169.93	1.05
Reach-1	2111	2_year_Existing	200.00	6803.50	6805.12	6805.12	6805.59	0.020467	6.11	49.62	62.87	0.88
Reach-1	2111	5_year_Existing	450.00	6803.50	6805.84	6805.84	6806.44	0.018555	7.56	106.16	95.34	0.90
Reach-1	2111	10_year_Existing	660.00	6803.50	6806.25	6806.25	6806.93	0.018170	8.38	149.31	115.64	0.91
Reach-1	2111	25_year_Existing	1100.00	6803.50	6806.88	6806.88	6807.67	0.017945	9.82	232.45	147.12	0.94
Reach-1	2111	50_year_Existing	1400.00	6803.50	6807.25	6807.25	6808.05	0.016801	10.01	290.67	162.25	0.93
Reach-1	2111	100_year_Existin	1700.00	6803.50	6807.50	6807.50	6808.38	0.017542	10.69	332.04	169.36	0.96
Reach-1	2111	500_year_Existin	2400.00	6803.50	6808.06	6807.99	6809.04	0.017694	11.74	430.54	185.17	0.98

HEC-RAS Plan: TC Existing River: Teachout Creek Reach: Reach-1 (Continued)

Reach	River Sta	Profile	Q Total	Min Ch El	W.S. Elev	Crit W.S.	E.G. Elev	E.G. Slope	Vel Chnl	Flow Area	Top Width	Froude # Chl
			(cfs)	(ft)	(ft)	(ft)	(ft)	(ft/ft)	(ft/s)	(sq ft)	(ft)	
Reach-1	1789	2_year_Existing	200.00	6798.58	6800.35	6800.12	6800.53	0.009161	4.36	89.80	109.52	0.60
Reach-1	1789	5_year_Existing	450.00	6798.58	6800.94	6800.60	6801.19	0.010178	5.64	157.77	121.68	0.66
Reach-1	1789	10_year_Existing	660.00	6798.58	6801.32	6800.89	6801.62	0.010439	6.34	205.81	129.31	0.69
Reach-1	1789	25_year_Existing	1100.00	6798.58	6801.90	6801.39	6802.30	0.011476	7.60	284.15	139.67	0.75
Reach-1	1789	50_year_Existing	1400.00	6798.58	6802.14	6801.69	6802.65	0.013453	8.63	317.65	143.78	0.82
Reach-1	1789	100_year_Existin	1700.00	6798.58	6802.43	6801.93	6803.00	0.013795	9.23	360.15	148.83	0.84
Reach-1	1789	500_year_Existin	2400.00	6798.58	6802.97		6803.69	0.015207	10.60	442.19	157.84	0.91
Reach-1	1411	2_year_Existing	200.00	6793.50	6794.95	6794.94	6795.32	0.022880	6.14	57.60	76.82	0.92
Reach-1	1411	5_year_Existing	450.00	6793.50	6795.61	6795.51	6796.05	0.018972	7.27	118.90	108.08	0.90
Reach-1	1411	10_year_Existing	660.00	6793.50	6796.02	6795.81	6796.52	0.018031	8.01	168.27	136.06	0.90
Reach-1	1411	25_year_Existing	1100.00	6793.50	6796.70	6796.50	6797.22	0.015819	8.82	284.26	208.46	0.88
Reach-1	1411	50_year_Existing	1400.00	6793.50	6797.10	6796.81	6797.58	0.013348	8.79	377.54	249.69	0.82
Reach-1	1411	100_year_Existin	1700.00	6793.50	6797.33	6797.14	6797.83	0.013434	9.20	436.58	257.22	0.84
Reach-1	1411	500_year_Existin	2400.00	6793.50	6797.85	6797.51	6798.37	0.012780	9.78	574.04	273.96	0.83
Reach-1	973	2_year_Existing	200.00	6787.50	6789.80	6789.33	6790.06	0.007324	4.67	64.03	57.55	0.56
Reach-1	973	5_year_Existing	450.00	6787.50	6790.61	6790.32	6790.95	0.007610	5.95	142.35	118.93	0.61
Reach-1	973	10_year_Existing	660.00	6787.50	6791.04	6790.68	6791.41	0.008053	6.61	196.46	132.65	0.63
Reach-1	973	25_year_Existing	1100.00	6787.50	6791.69	6791.26	6792.14	0.008790	7.76	289.03	153.29	0.68
Reach-1	973	50_year_Existing	1400.00	6787.50	6792.16	6791.55	6792.72	0.009337	8.62	387.68	290.26	0.71
Reach-1	973	100_year_Existin	1700.00	6787.50	6792.43	6791.81	6792.96	0.009355	8.94	461.62	301.24	0.72
Reach-1	973	500_year_Existin	2400.00	6787.50	6792.89	6791.93	6793.46	0.009921	9.79	606.44	331.39	0.75
Reach-1	545	2_year_Existing	200.00	6783.50	6784.44	6784.44	6784.84	0.026608	5.28	85.83	193.32	1.03
Reach-1	545	5_year_Existing	450.00	6783.50	6784.72	6784.72	6785.03	0.030610	6.93	143.83	209.38	1.16
Reach-1	545	10_year_Existing	660.00	6783.50	6784.91	6784.91	6785.29	0.032038	7.86	183.74	218.59	1.22
Reach-1	545	25_year_Existing	1100.00	6783.50	6785.26	6785.26	6785.74	0.030963	9.07	265.25	248.27	1.25
Reach-1	545	50_year_Existing	1400.00	6783.50	6785.43	6785.43	6785.99	0.031990	9.86	309.57	264.53	1.29
Reach-1	545	100_year_Existin	1700.00	6783.50	6785.60	6785.60	6786.21	0.032106	10.46	354.24	279.96	1.31
Reach-1	545	500_year_Existin	2400.00	6783.50	6785.98	6785.94	6786.66	0.029445	11.27	467.53	315.73	1.29
Reach-1	47	2_year_Existing	200.00	6769.50	6771.42	6771.20	6771.88	0.012005	6.08	47.30	38.56	0.78
Reach-1	47	5_year_Existing	450.00	6769.50	6772.42	6772.15	6773.17	0.012004	8.06	89.62	48.51	0.83
Reach-1	47	10_year_Existing	660.00	6769.50	6773.05	6772.79	6773.98	0.012004	9.18	123.07	58.13	0.86
Reach-1	47	25_year_Existing	1100.00	6769.50	6774.04	6773.85	6775.24	0.012019	10.84	188.72	73.43	0.90
Reach-1	47	50_year_Existing	1400.00	6769.50	6774.59	6774.44	6775.91	0.012008	11.68	230.83	81.25	0.91
Reach-1	47	100_year_Existin	1700.00	6769.50	6775.06	6774.91	6776.50	0.012006	12.39	270.79	87.46	0.93
Reach-1	47	500_year_Existin	2400.00	6769.50	6776.00	6775.87	6777.65	0.012004	13.75	358.65	99.36	0.95

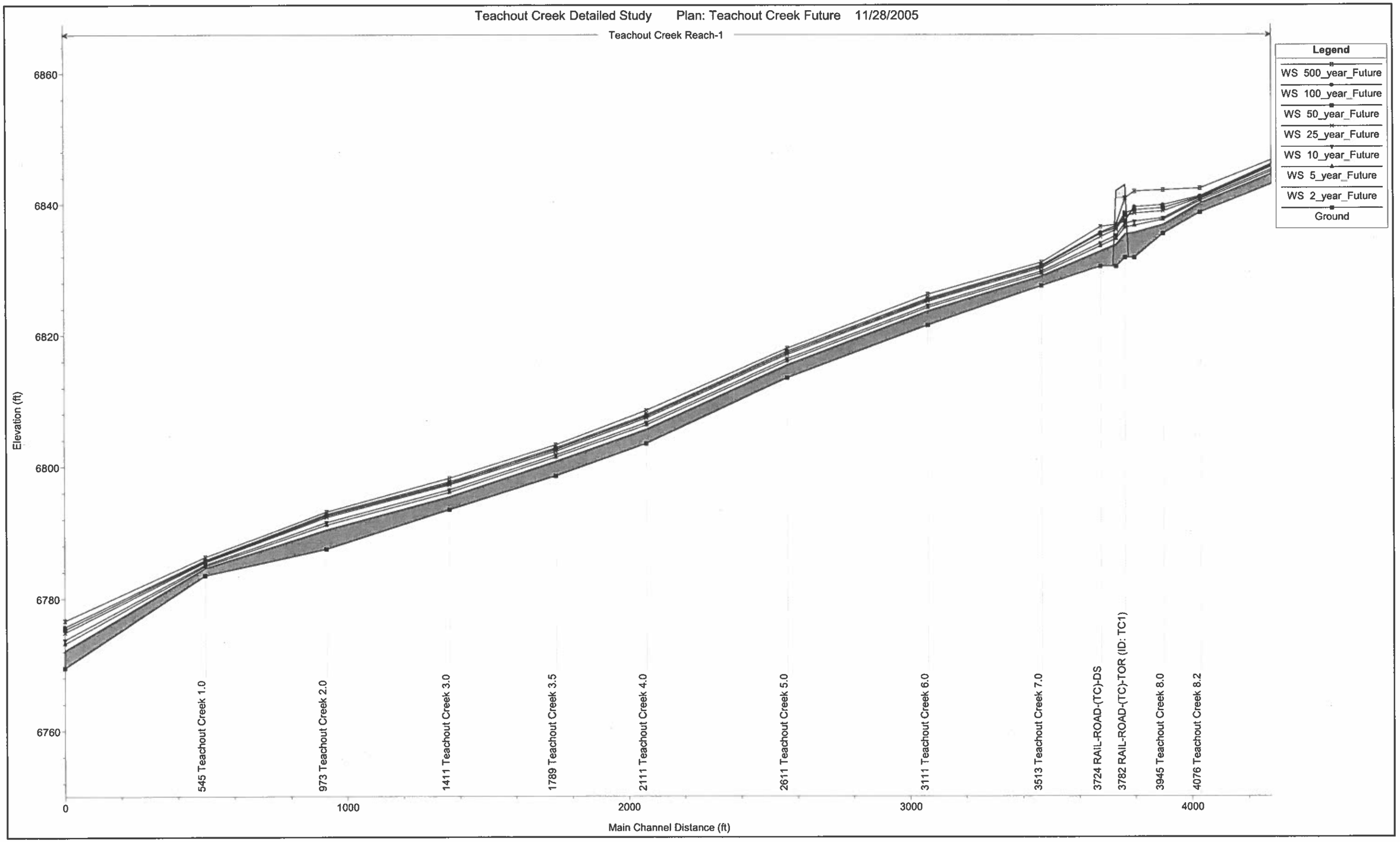
Teachout Creek Detailed Study Plan: Teachout Creek Future 11/28/2005
Teachout Creek Reach-1
Legend
WS 500_year_Future
WS 100_year_Future
WS 50_year_Future
WS 25_year_Future
WS 10_year_Future
WS 5_year_Future
WS 2_year_Future
Ground
Elevation (ft)
6860
6840
6820
6800
6780
6760
545 Teachout Creek 1.0
973 Teachout Creek 2.0
1411 Teachout Creek 3.0
1789 Teachout Creek 3.5
2111 Teachout Creek 4.0
2611 Teachout Creek 5.0
3111 Teachout Creek 6.0
3513 Teachout Creek 7.0
3724 RAIL-ROAD-(TC)-DS
3782 RAIL-ROAD-(TC)-TOR (ID: TC1)
3945 Teachout Creek 8.0
4076 Teachout Creek 8.2
0
1000
2000
3000
4000
Main Channel Distance (ft)

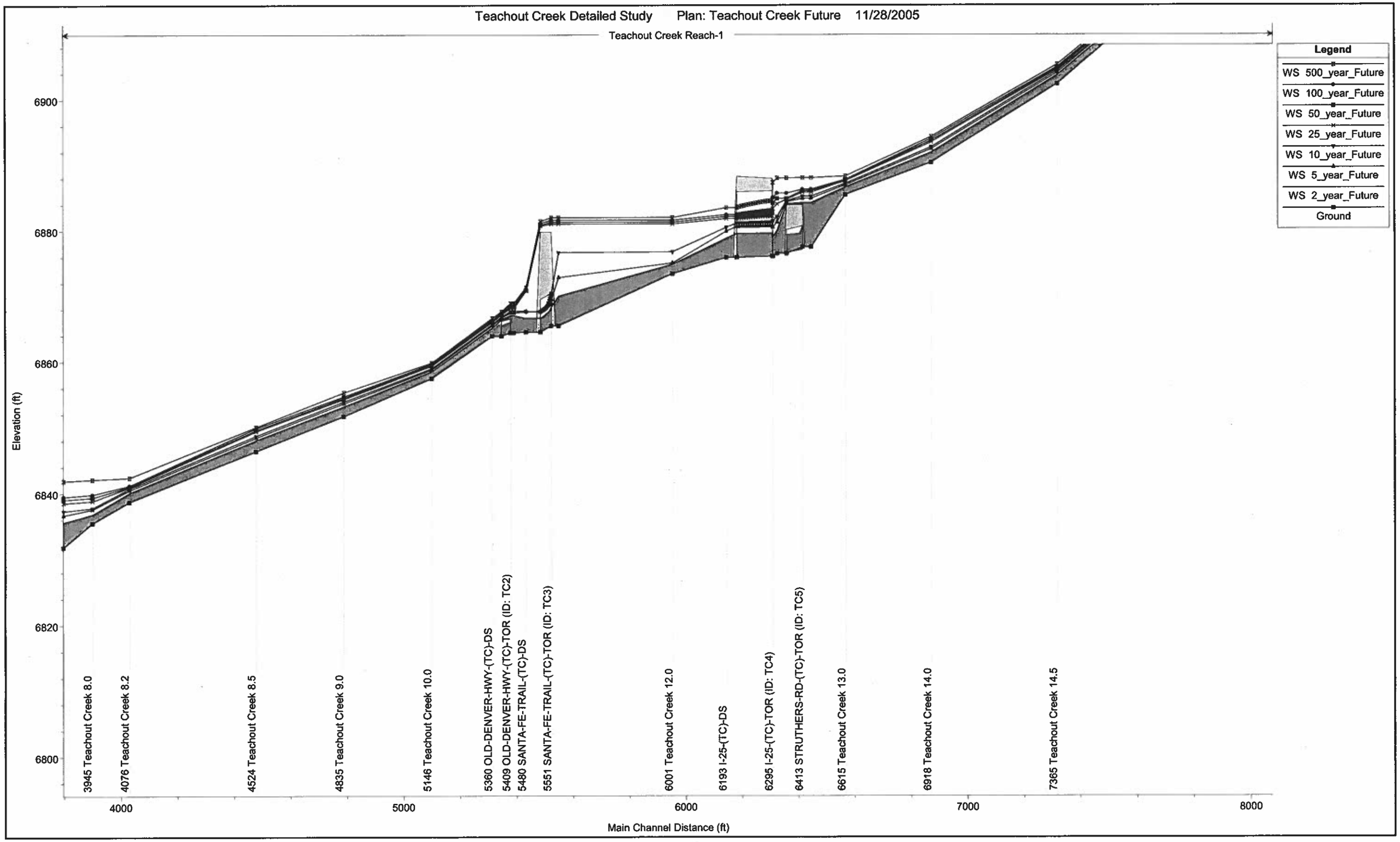
Teachout Creek Detailed Study Plan: Teachout Creek Future 11/28/2005
Teachout Creek Reach-1
Legend
WS 500_year_Future
WS 100_year_Future
WS 50_year_Future
WS 25_year_Future
WS 10_year_Future
WS 5_year_Future
WS 2_year_Future
Ground
Elevation (ft)
6900
6880
6860
6840
6820
6800
3945 Teachout Creek 8.0
4076 Teachout Creek 8.2
4524 Teachout Creek 8.5
4835 Teachout Creek 9.0
5146 Teachout Creek 10.0
5360 OLD-DENVER-HWY-(TC)-DS
5409 OLD-DENVER-HWY-(TC)-TOR (ID: TC2)
5480 SANTA-FE-TRAIL-(TC)-DS
5551 SANTA-FE-TRAIL-(TC)-TOR (ID: TC3)
6001 Teachout Creek 12.0
6193 I-25-(TC)-DS
6295 I-25-(TC)-TOR (ID: TC4)
6413 STRUTHERS-RD-(TC)-TOR (ID: TC5)
6615 Teachout Creek 13.0
6918 Teachout Creek 14.0
7365 Teachout Creek 14.5
4000
5000
6000
7000
8000
Main Channel Distance (ft)

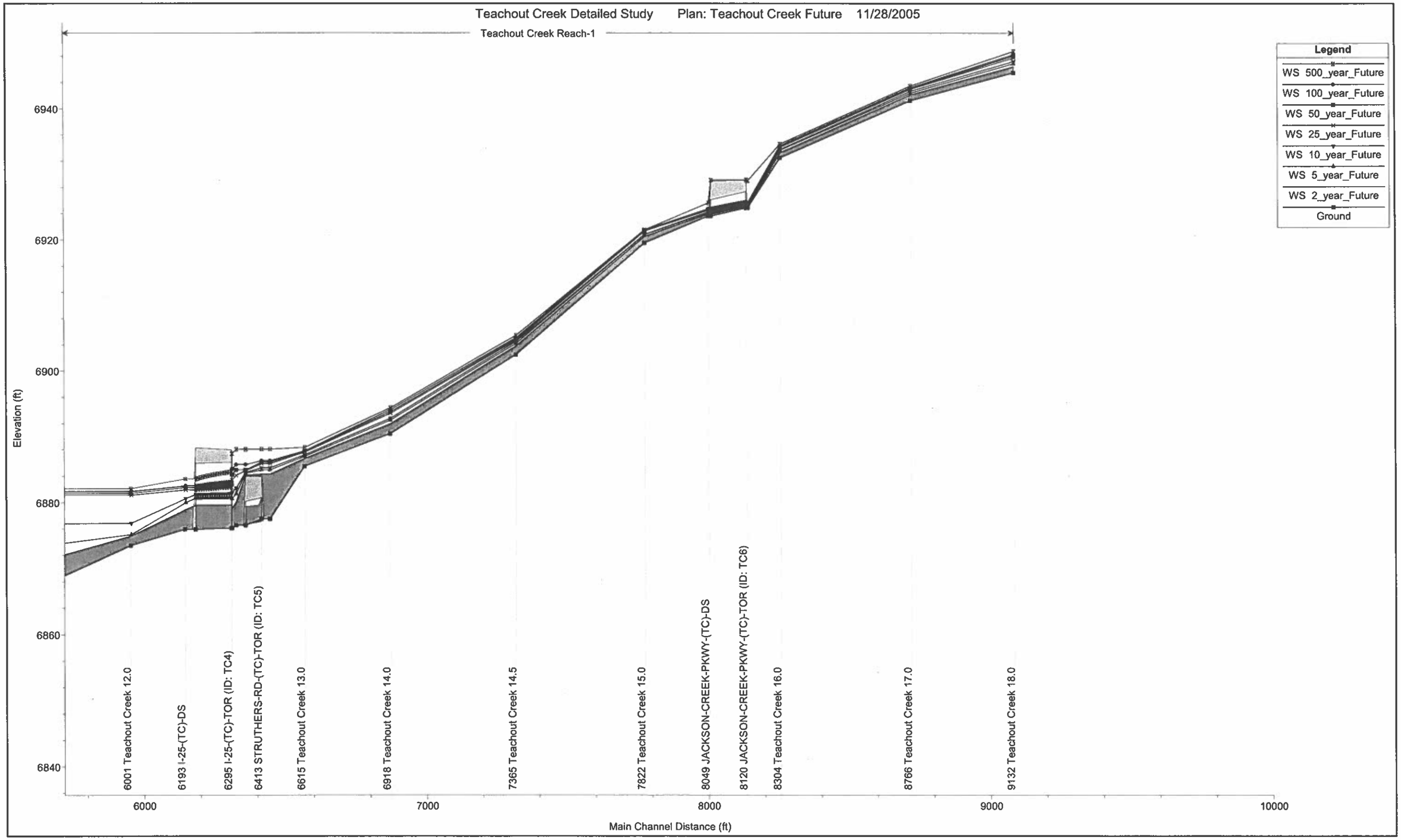
Teachout Creek Detailed Study Plan: Teachout Creek Future 11/28/2005
Teachout Creek Reach-1
Legend
WS 500_year_Future
WS 100_year_Future
WS 50_year_Future
WS 25_year_Future
WS 10_year_Future
WS 5_year_Future
WS 2_year_Future
Ground
Elevation (ft)
6940
6920
6900
6880
6860
6840
6001 Teachout Creek 12.0
6193 I-25-(TC)-DS
6295 I-25-(TC)-TOR (ID: TC4)
6413 STRUTHERS-RD-(TC)-TOR (ID: TC5)
6615 Teachout Creek 13.0
6918 Teachout Creek 14.0
7365 Teachout Creek 14.5
7822 Teachout Creek 15.0
8049 JACKSON-CREEK-PKWY-(TC)-DS
8120 JACKSON-CREEK-PKWY-(TC)-TOR (ID: TC6)
8304 Teachout Creek 16.0
8766 Teachout Creek 17.0
9132 Teachout Creek 18.0
6000
7000
8000
9000
10000
Main Channel Distance (ft)

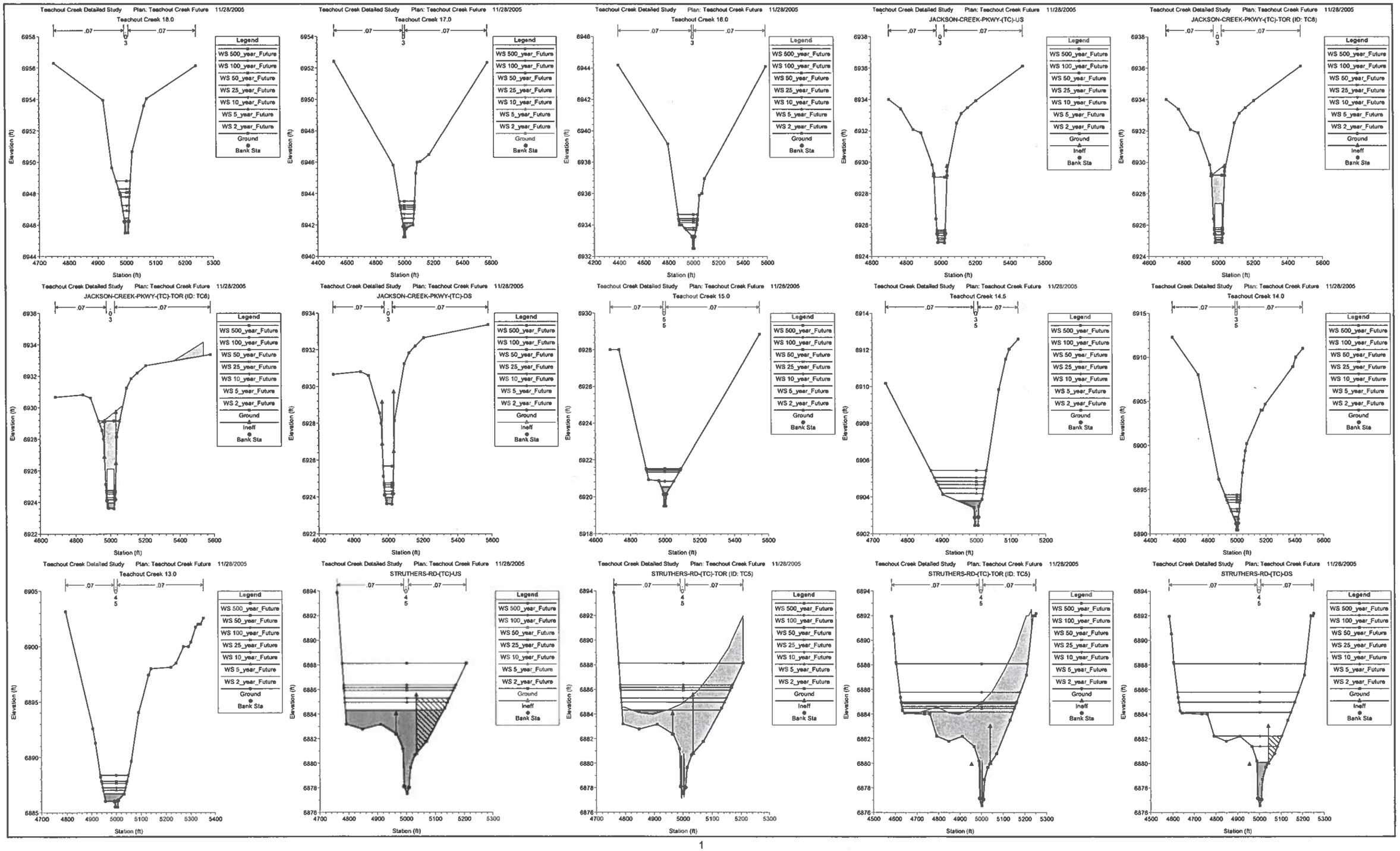
Teachout Creek Detailed Study Plan: Teachout Creek Future 11/28/2005
Teachout Creek 18.0
Teachout Creek 17.0
Teachout Creek 16.0
JACKSON-CREEK-PKWY-(TC)-US
JACKSON-CREEK-PKWY-(TC)-TOR (ID: TC6)
JACKSON-CREEK-PKWY-(TC)-DS
Teachout Creek 15.0
Teachout Creek 14.5
Teachout Creek 14.0
Teachout Creek 13.0
STRUTHERS-RD-(TC)-US
STRUTHERS-RD-(TC)-TOR (ID: TC5)
STRUTHERS-RD-(TC)-DS
Legend
WS 500_year_Future
WS 100_year_Future
WS 50_year_Future
WS 25_year_Future
WS 10_year_Future
WS 5_year_Future
WS 2_year_Future
Ground
Ineff
Bank Sta
Elevation (ft)
Station (ft)

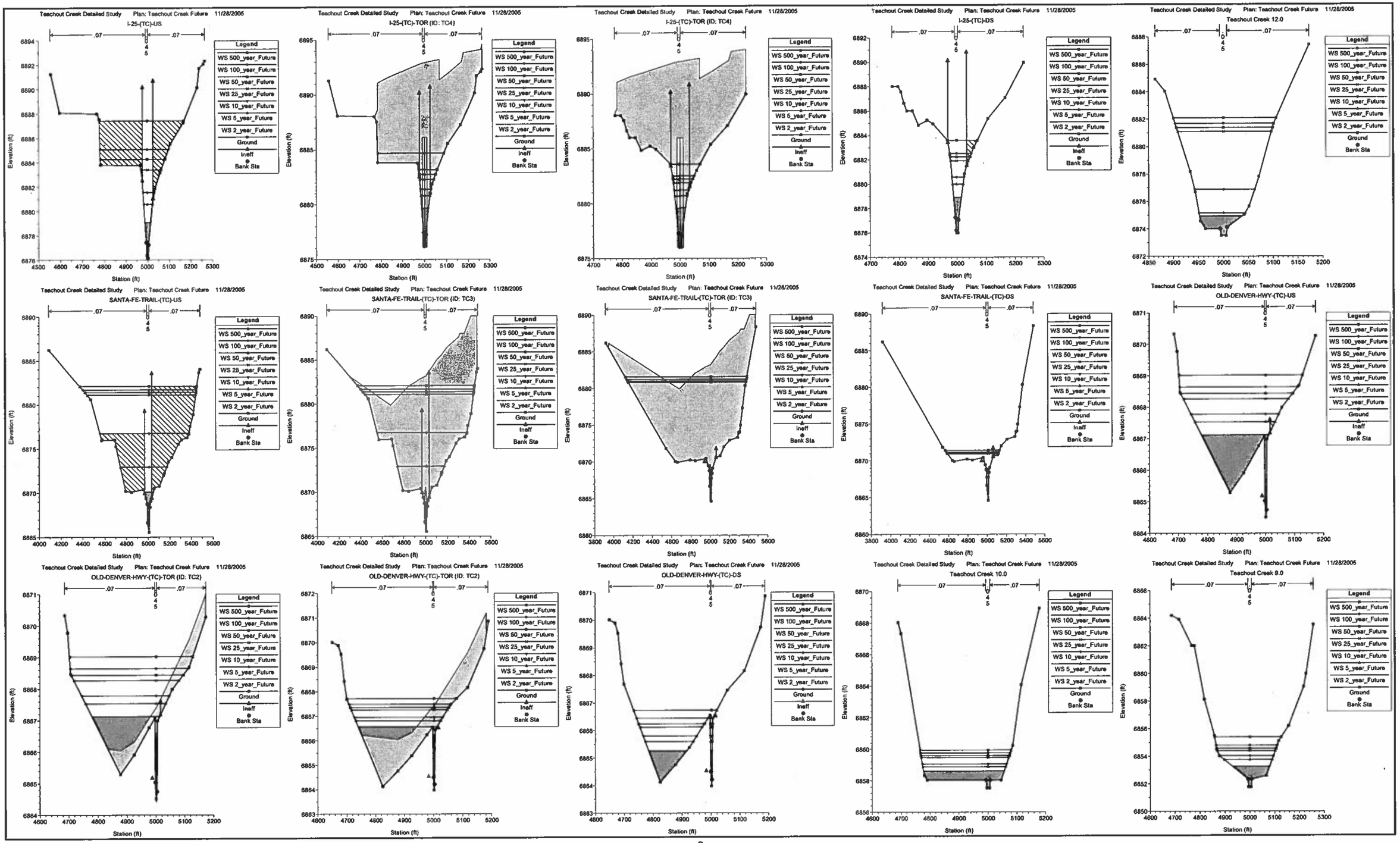
Teachout Creek Detailed Study Plan: Teachout Creek Future 11/28/2005
I-25-(TC)-US
I-25-(TC)-TOR (ID: TC4)
I-25-(TC)-DS
Teachout Creek 12.0
SANTA-FE-TRAIL-(TC)-US
SANTA-FE-TRAIL-(TC)-TOR (ID: TC3)
SANTA-FE-TRAIL-(TC)-DS
OLD-DENVER-HWY-(TC)-US
OLD-DENVER-HWY-(TC)-TOR (ID: TC2)
OLD-DENVER-HWY-(TC)-DS
Teachout Creek 10.0
Teachout Creek 9.0
Legend
WS 500_year_Future
WS 100_year_Future
WS 50_year_Future
WS 25_year_Future
WS 10_year_Future
WS 5_year_Future
WS 2_year_Future
Ground
Ineff
Bank Sta
Elevation (ft)
Station (ft)

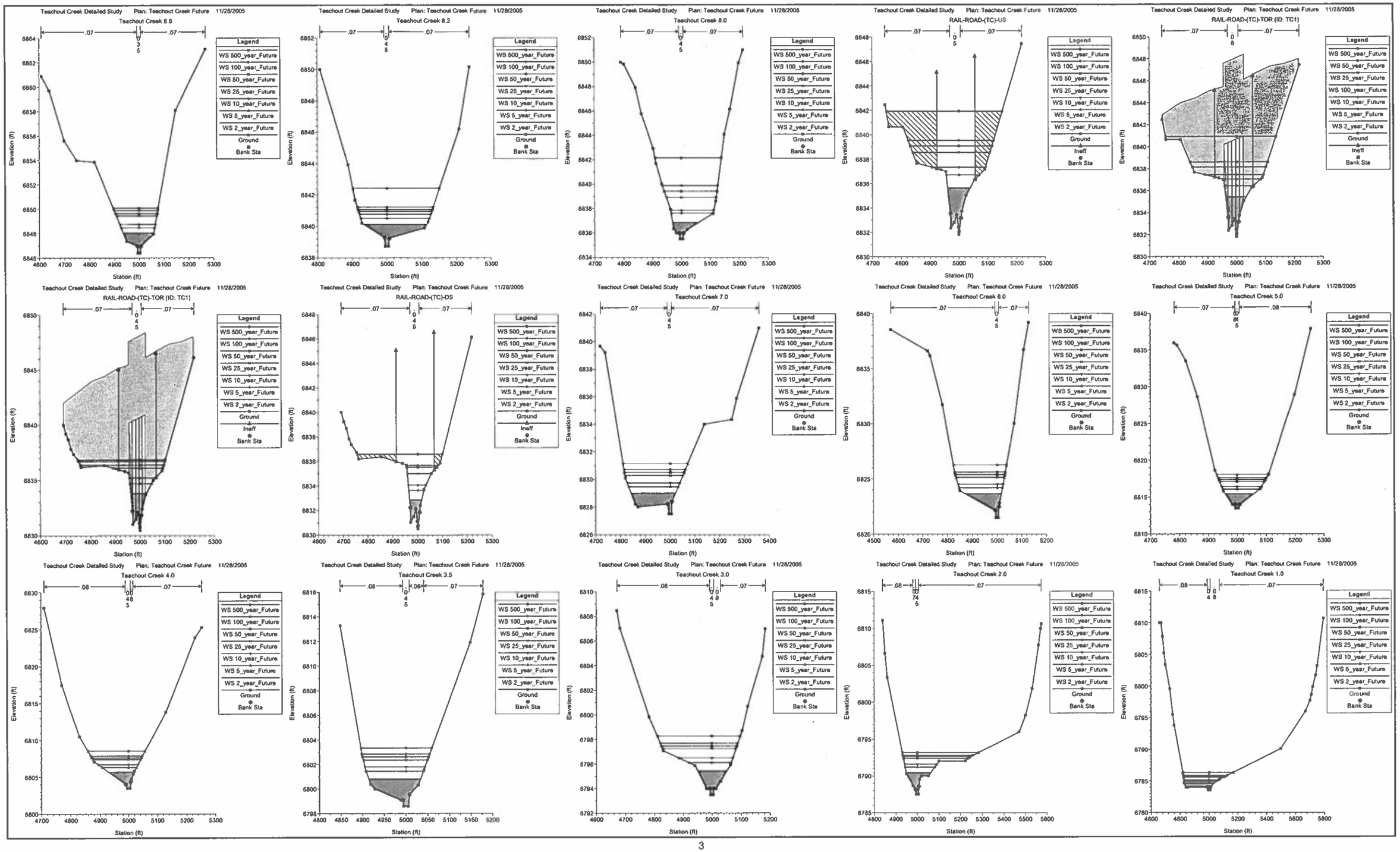
Teachout Creek Detailed Study Plan: Teachout Creek Future 11/28/2005
Teachout Creek 8.5
Teachout Creek 8.2
Teachout Creek 8.0
RAIL-ROAD-(TC)-US
RAIL-ROAD-(TC)-TOR (ID: TC1)
RAIL-ROAD-(TC)-DS
Teachout Creek 7.0
Teachout Creek 6.0
Teachout Creek 5.0
Teachout Creek 4.0
Teachout Creek 3.5
Teachout Creek 3.0
Teachout Creek 2.0
Teachout Creek 1.0
Legend
WS 500_year_Future
WS 100_year_Future
WS 50_year_Future
WS 25_year_Future
WS 10_year_Future
WS 5_year_Future
WS 2_year_Future
Ground
Ineff
Bank Sta
Elevation (ft)
Station (ft)

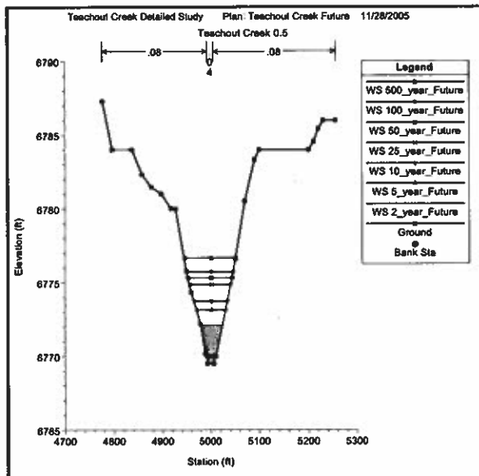
Teachout Creek Detailed Study Plan: Teachout Creek Future 11/28/2005
Teachout Creek 0.5
.08
.08
4
6790
6785
6780
6775
6770
6765
Elevation (ft)
4700
4800
4900
5000
5100
5200
5300
Station (ft)
Legend
WS 500_year_Future
WS 100_year_Future
WS 50_year_Future
WS 25_year_Future
WS 10_year_Future
WS 5_year_Future
WS 2_year_Future
Ground
Bank Sta

HEC-RAS Plan: TC Future River: Teachout Creek Reach: Reach-1

Reach	River Sta	Profile	Q Total	Min Ch El	W.S. Elev	Crit W.S.	E.G. Elev	E.G. Slope	Vel Chnl	Flow Area	Top Width	Froude # Chl
			(cfs)	(ft)	(ft)	(ft)	(ft)	(ft/ft)	(ft/s)	(sq ft)	(ft)	
Reach-1	9132	2_year_Future	72.00	6945.50	6946.47	6946.55	6947.02	0.018018	5.95	12.34	16.31	1.13
Reach-1	9132	5_year_Future	150.00	6945.50	6946.93	6947.14	6947.88	0.017991	7.91	20.93	20.85	1.21
Reach-1	9132	10_year_Future	220.00	6945.50	6947.25	6947.56	6948.50	0.018010	9.15	28.14	24.01	1.26
Reach-1	9132	25_year_Future	370.00	6945.50	6947.80	6948.31	6949.57	0.017998	11.09	42.87	29.43	1.32
Reach-1	9132	50_year_Future	460.00	6945.50	6948.08	6948.74	6950.13	0.018010	12.02	51.63	33.62	1.35
Reach-1	9132	100_year_Future	540.00	6945.50	6948.31	6949.06	6950.58	0.018015	12.75	59.80	38.41	1.37
Reach-1	9132	500_year_Future	750.00	6945.50	6948.82	6949.81	6951.55	0.018011	14.29	81.96	49.20	1.41
Reach-1	8766	2_year_Future	72.00	6941.22	6942.15	6942.21	6942.45	0.012667	4.91	26.56	72.84	0.95
Reach-1	8766	5_year_Future	150.00	6941.22	6942.43	6942.50	6942.84	0.014175	6.30	47.86	79.91	1.05
Reach-1	8766	10_year_Future	220.00	6941.22	6942.70	6942.70	6943.10	0.011297	6.50	70.61	86.84	0.97
Reach-1	8766	25_year_Future	370.00	6941.22	6943.00	6943.05	6943.57	0.013359	8.07	98.25	94.56	1.09
Reach-1	8766	50_year_Future	460.00	6941.22	6943.15	6943.23	6943.81	0.014512	8.68	112.14	98.22	1.15
Reach-1	8766	100_year_Future	540.00	6941.22	6943.26	6943.37	6944.01	0.015503	9.55	123.33	101.04	1.20
Reach-1	8766	500_year_Future	750.00	6941.22	6943.51	6943.70	6944.48	0.017749	11.08	149.44	106.64	1.31
Reach-1	8304	2_year_Future	72.00	6932.51	6933.33	6933.57	6933.97	0.028638	6.42	11.76	29.21	1.37
Reach-1	8304	5_year_Future	150.00	6932.51	6933.70	6933.96	6934.52	0.023371	7.72	31.64	80.25	1.33
Reach-1	8304	10_year_Future	220.00	6932.51	6933.82	6934.21	6934.98	0.030203	9.46	42.77	97.82	1.54
Reach-1	8304	25_year_Future	370.00	6932.51	6934.15	6934.50	6935.26	0.025136	10.19	84.23	147.17	1.47
Reach-1	8304	50_year_Future	460.00	6932.51	6934.29	6934.64	6935.36	0.023485	10.46	105.35	151.13	1.44
Reach-1	8304	100_year_Future	540.00	6932.51	6934.41	6934.72	6935.46	0.022300	10.67	123.10	154.38	1.42
Reach-1	8304	500_year_Future	750.00	6932.51	6934.68	6934.98	6935.71	0.020297	11.20	165.81	161.92	1.39
Reach-1	8189	2_year_Future	72.00	6924.87	6925.08	6925.34	6926.26	0.272602	8.80	8.19	41.23	3.48
Reach-1	8189	5_year_Future	150.00	6924.87	6925.18	6925.62	6927.46	0.309836	12.13	12.37	42.33	3.95
Reach-1	8189	10_year_Future	220.00	6924.87	6925.32	6925.82	6927.56	0.189340	12.02	18.30	43.84	3.28
Reach-1	8189	25_year_Future	370.00	6924.87	6925.49	6926.18	6928.61	0.171062	14.18	26.11	45.86	3.29
Reach-1	8189	50_year_Future	460.00	6924.87	6925.59	6926.40	6929.07	0.153214	14.96	30.84	46.61	3.20
Reach-1	8189	100_year_Future	540.00	6924.87	6925.68	6926.57	6929.41	0.139426	15.51	35.06	47.44	3.11
Reach-1	8189	500_year_Future	750.00	6924.87	6929.05	6926.96	6929.25	0.000862	3.74	241.09	73.99	0.32
Reach-1	8120		Culvert									
Reach-1	8049	2_year_Future	72.00	6923.60	6923.97	6924.13	6924.45	0.062498	5.58	12.90	42.81	3.48
Reach-1	8049	5_year_Future	150.00	6923.60	6924.18	6924.38	6924.90	0.055369	6.89	21.78	48.20	3.95
Reach-1	8049	10_year_Future	220.00	6923.60	6924.31	6924.57	6925.21	0.046452	7.61	29.05	49.60	3.28
Reach-1	8049	25_year_Future	370.00	6923.60	6924.54	6924.94	6925.86	0.044557	9.24	40.66	51.62	3.29
Reach-1	8049	50_year_Future	460.00	6923.60	6924.66	6925.14	6926.20	0.043169	9.98	47.13	52.71	3.20
Reach-1	8049	100_year_Future	540.00	6923.60	6924.76	6925.29	6926.48	0.042210	10.56	52.58	53.62	3.11
Reach-1	8049	500_year_Future	750.00	6923.60	6925.67	6925.67	6926.58	0.009913	7.74	104.70	60.42	0.97
Reach-1	7822	2_year_Future	72.00	6919.50	6920.56	6920.56	6920.81	0.027770	4.30	22.67	55.67	0.76
Reach-1	7822	5_year_Future	150.00	6919.50	6920.84	6920.84	6921.19	0.032791	5.58	42.73	84.32	0.89
Reach-1	7822	10_year_Future	220.00	6919.50	6920.85	6920.85	6921.58	0.066734	8.01	43.85	85.63	1.27
Reach-1	7822	25_year_Future	370.00	6919.50	6921.35	6921.35	6921.62	0.023419	5.93	122.84	187.29	0.79
Reach-1	7822	50_year_Future	460.00	6919.50	6921.45	6921.45	6921.75	0.025219	6.39	141.64	195.75	0.83
Reach-1	7822	100_year_Future	540.00	6919.50	6921.53	6921.53	6921.85	0.026514	6.73	157.29	202.52	0.86
Reach-1	7822	500_year_Future	750.00	6919.50	6921.54	6921.68	6922.15	0.049110	9.20	159.77	203.57	1.17
Reach-1	7365	2_year_Future	170.00	6902.45	6903.80	6904.25	6905.13	0.037369	9.74	27.51	70.47	1.50
Reach-1	7365	5_year_Future	330.00	6902.45	6904.19	6904.60	6905.55	0.034579	11.15	65.81	117.72	1.50
Reach-1	7365	10_year_Future	460.00	6902.45	6904.47	6904.81	6905.57	0.027253	10.94	99.52	127.50	1.37
Reach-1	7365	25_year_Future	740.00	6902.45	6904.87	6905.18	6906.35	0.040408	14.20	125.63	134.59	1.69
Reach-1	7365	50_year_Future	900.00	6902.45	6904.84	6905.37	6906.50	0.038593	14.81	149.83	140.84	1.68
Reach-1	7365	100_year_Future	1100.00	6902.45	6905.04	6905.57	6906.69	0.036869	15.08	178.67	147.95	1.66
Reach-1	7365	500_year_Future	1400.00	6902.45	6905.44	6905.82	6906.80	0.027925	14.43	239.57	181.94	1.48
Reach-1	6918	2_year_Future	170.00	6890.44	6891.98	6892.20	6892.82	0.020728	7.69	29.39	37.12	1.13
Reach-1	6918	5_year_Future	330.00	6890.44	6892.54	6892.88	6893.71	0.020785	9.57	54.58	53.39	1.19
Reach-1	6918	10_year_Future	460.00	6890.44	6892.82	6893.28	6894.29	0.023289	11.04	70.45	61.47	1.29
Reach-1	6918	25_year_Future	740.00	6890.44	6893.56	6893.94	6894.96	0.017322	11.50	123.96	83.11	1.17
Reach-1	6918	50_year_Future	900.00	6890.44	6893.83	6894.24	6895.33	0.017379	12.20	147.29	90.95	1.19
Reach-1	6918	100_year_Future	1100.00	6890.44	6894.12	6894.55	6895.73	0.017443	12.94	175.43	99.58	1.21
Reach-1	6918	500_year_Future	1400.00	6890.44	6894.41	6894.98	6896.34	0.019710	14.46	205.23	107.98	1.30
Reach-1	6615	2_year_Future	170.00	6885.50	6886.70	6886.70	6887.00	0.024839	5.59	51.59	82.19	0.93
Reach-1	6615	5_year_Future	330.00	6885.50	6887.03	6887.03	6887.46	0.028627	7.11	79.33	88.41	1.04
Reach-1	6615	10_year_Future	460.00	6885.50	6887.25	6887.25	6887.77	0.029111	7.89	99.76	92.72	1.07
Reach-1	6615	25_year_Future	740.00	6885.50	6887.85	6887.65	6888.32	0.029992	9.23	137.92	100.29	1.13
Reach-1	6615	50_year_Future	900.00	6885.50	6887.84	6887.84	6888.59	0.030275	9.84	157.77	104.00	1.15
Reach-1	6615	100_year_Future	1100.00	6885.50	6887.84	6888.07	6888.96	0.045558	12.06	157.37	103.93	1.41
Reach-1	6615	500_year_Future	1400.00	6885.50	6888.39	6888.39	6889.32	0.029361	11.20	217.64	114.07	1.18
Reach-1	6493	2_year_Future	260.00	6877.54	6884.33	6879.67	6884.34	0.000084	1.06	547.56	341.20	0.07
Reach-1	6493	5_year_Future	490.00	6877.54	6884.98	6880.67	6884.99	0.000157	1.54	706.51	356.63	0.10
Reach-1	6493	10_year_Future	670.00	6877.54	6885.30	6881.24	6885.33	0.000219	1.87	787.58	364.24	0.12
Reach-1	6493	25_year_Future	1100.00	6877.54	6885.93	6882.36	6885.95	0.000233	2.03	1305.12	378.90	0.13
Reach-1	6493	50_year_Future	1300.00	6877.54	6886.15	6882.76	6886.18	0.000272	2.24	1390.63	384.14	0.14
Reach-1	6493	100_year_Future	1500.00	6877.54	6886.37	6883.02	6886.40	0.000307	2.42	1475.41	389.26	0.15
Reach-1	6493	500_year_Future	2100.00	6877.54	6888.14	6883.78	6888.16	0.000194	2.18	2198.91	430.51	0.12

HEC-RAS Plan: TC Future River: Teachout Creek Reach: Reach-1 (Continued)

Reach	River Sta	Profile	Q Total	Min Ch El	W.S. Elev	Crit W.S.	E.G. Elev	E.G. Slope	Vel Chnl	Flow Area	Top Width	Froude # Chl
			(cfs)	(ft)	(ft)	(ft)	(ft)	(ft/ft)	(ft/s)	(sq ft)	(ft)	
Reach-1	6413		Culvert									
Reach-1	6374	2_year_Future	260.00	6876.56	6880.06	6878.69	6880.29	0.003255	4.11	86.26	55.24	0.40
Reach-1	6374	5_year_Future	490.00	6876.56	6881.37	6879.69	6881.60	0.002481	4.50	170.80	117.23	0.37
Reach-1	6374	10_year_Future	670.00	6876.56	6882.21	6880.46	6882.44	0.002084	4.62	283.01	310.75	0.35
Reach-1	6374	25_year_Future	1100.00	6876.56	6884.14	6881.38	6884.19	0.000552	2.92	1044.50	503.79	0.19
Reach-1	6374	50_year_Future	1300.00	6876.56	6884.98	6881.72	6885.00	0.000317	2.37	1480.65	534.27	0.15
Reach-1	6374	100_year_Future	1500.00	6876.56	6885.78	6882.53	6885.79	0.000207	2.04	1917.54	557.13	0.12
Reach-1	6374	500_year_Future	2100.00	6876.56	6888.09	6883.02	6888.10	0.000085	1.53	3277.07	608.17	0.06
Reach-1	6359	2_year_Future	260.00	6876.15	6879.12	6879.12	6880.00	0.017424	8.07	42.11	26.47	0.87
Reach-1	6359	5_year_Future	490.00	6876.15	6880.59	6880.17	6881.37	0.009961	8.17	91.14	39.85	0.71
Reach-1	6359	10_year_Future	670.00	6876.15	6881.57	6880.74	6882.25	0.007187	7.99	133.57	51.73	0.62
Reach-1	6359	25_year_Future	1100.00	6876.15	6883.42	6881.89	6884.01	0.004631	7.87	222.99	92.78	0.53
Reach-1	6359	50_year_Future	1300.00	6876.15	6884.28	6882.27	6884.83	0.003823	7.73	265.34	296.76	0.49
Reach-1	6359	100_year_Future	1500.00	6876.15	6885.09	6882.69	6885.63	0.003299	7.67	305.41	314.71	0.46
Reach-1	6359	500_year_Future	2100.00	6876.15	6887.43	6883.55	6887.95	0.002367	7.62	420.25	391.38	0.40
Reach-1	6295		Culvert									
Reach-1	6193	2_year_Future	260.00	6875.96	6878.91	6878.91	6879.81	0.017924	8.14	41.61	26.30	0.88
Reach-1	6193	5_year_Future	490.00	6875.96	6879.98	6879.98	6881.09	0.015811	9.58	74.99	36.00	0.87
Reach-1	6193	10_year_Future	670.00	6875.96	6880.57	6880.57	6881.85	0.015665	10.53	98.02	41.38	0.89
Reach-1	6193	25_year_Future	1100.00	6875.96	6881.90	6881.90	6883.21	0.012775	11.38	163.28	60.99	0.84
Reach-1	6193	50_year_Future	1300.00	6875.96	6882.24	6882.24	6883.66	0.013416	12.10	181.95	68.11	0.87
Reach-1	6193	100_year_Future	1500.00	6875.96	6882.51	6882.51	6884.13	0.014443	12.93	197.47	74.51	0.91
Reach-1	6193	500_year_Future	2100.00	6875.96	6883.58	6883.58	6885.30	0.013224	13.75	263.56	102.55	0.89
Reach-1	6001	2_year_Future	260.00	6873.50	6874.94	6874.95	6875.35	0.027473	6.67	68.38	86.21	1.01
Reach-1	6001	5_year_Future	490.00	6873.50	6875.15	6875.38	6876.00	0.049662	9.88	85.42	92.56	1.39
Reach-1	6001	10_year_Future	670.00	6873.50	6876.88	6875.85	6877.01	0.003534	4.32	270.62	120.41	0.42
Reach-1	6001	25_year_Future	1100.00	6873.50	6881.10	6876.13	6881.13	0.000319	2.25	921.79	188.25	0.14
Reach-1	6001	50_year_Future	1300.00	6873.50	6881.39	6876.33	6881.43	0.000380	2.52	976.42	192.92	0.16
Reach-1	6001	100_year_Future	1500.00	6873.50	6881.69	6876.52	6881.73	0.000433	2.75	1034.60	197.80	0.17
Reach-1	6001	500_year_Future	2100.00	6873.50	6882.10	6877.03	6882.17	0.000696	3.61	1117.69	206.42	0.22
Reach-1	5596	2_year_Future	300.00	6865.54	6870.09	6868.19	6870.24	0.002024	3.35	119.56	92.47	0.31
Reach-1	5596	5_year_Future	580.00	6865.54	6872.94	6869.56	6873.01	0.000599	2.68	308.45	428.92	0.18
Reach-1	5596	10_year_Future	800.00	6865.54	6876.75	6870.19	6876.79	0.000177	1.96	561.96	826.34	0.11
Reach-1	5596	25_year_Future	1300.00	6865.54	6881.11	6871.02	6881.11	0.000011	0.62	4472.43	1002.47	0.03
Reach-1	5596	50_year_Future	1500.00	6865.54	6881.39	6871.30	6881.40	0.000013	0.69	4646.14	1024.80	0.03
Reach-1	5596	100_year_Future	1800.00	6865.54	6881.69	6871.67	6881.69	0.000018	0.81	4831.37	1047.85	0.04
Reach-1	5596	500_year_Future	2400.00	6865.54	6882.10	6872.35	6882.11	0.000028	1.03	5100.38	1080.39	0.05
Reach-1	5561		Culvert									
Reach-1	5480	2_year_Future	300.00	6864.58	6866.71	6867.68	6870.32	0.202238	15.25	19.67	17.84	0.31
Reach-1	5480	5_year_Future	580.00	6864.58	6867.71	6868.84	6871.25	0.096102	15.08	38.46	19.48	0.18
Reach-1	5480	10_year_Future	800.00	6864.58	6867.77	6870.54	6874.14	0.168967	20.26	39.48	19.56	0.11
Reach-1	5480	25_year_Future	1300.00	6864.58	6870.90	6870.90	6871.34	0.006163	6.96	481.81	517.71	0.55
Reach-1	5480	50_year_Future	1500.00	6864.58	6870.99	6870.99	6871.46	0.006804	7.40	526.44	526.07	0.58
Reach-1	5480	100_year_Future	1800.00	6864.58	6871.14	6871.14	6871.63	0.007477	7.90	594.55	538.67	0.61
Reach-1	5480	500_year_Future	2400.00	6864.58	6871.40	6871.40	6871.93	0.008442	8.67	720.57	561.43	0.65
Reach-1	5437	2_year_Future	300.00	6864.50	6867.11	6866.50	6867.16	0.003406	3.45	224.94	233.18	0.39
Reach-1	5437	5_year_Future	580.00	6864.50	6867.53	6868.85	6867.60	0.004467	4.39	326.55	276.31	0.46
Reach-1	5437	10_year_Future	800.00	6864.50	6867.77	6867.05	6867.86	0.005008	4.91	401.41	302.24	0.49
Reach-1	5437	25_year_Future	1300.00	6864.50	6868.26	6867.39	6868.38	0.005457	5.66	561.91	362.44	0.53
Reach-1	5437	50_year_Future	1500.00	6864.50	6868.43	6867.51	6868.56	0.005497	5.86	626.24	386.19	0.53
Reach-1	5437	100_year_Future	1800.00	6864.50	6868.64	6867.66	6868.77	0.005631	6.15	707.52	406.92	0.55
Reach-1	5437	500_year_Future	2400.00	6864.50	6869.01	6867.92	6869.17	0.005603	6.51	884.41	425.71	0.55
Reach-1	5409		Culvert									
Reach-1	5360	2_year_Future	300.00	6863.96	6865.24	6865.24	6865.52	0.059195	8.22	79.93	136.42	1.40
Reach-1	5360	5_year_Future	580.00	6863.96	6865.58	6865.58	6865.94	0.057321	9.72	131.99	171.50	1.44
Reach-1	5360	10_year_Future	800.00	6863.96	6865.78	6865.78	6866.20	0.056162	10.52	168.68	191.54	1.46
Reach-1	5360	25_year_Future	1300.00	6863.96	6866.10	6866.10	6866.66	0.060627	12.34	235.12	223.29	1.57
Reach-1	5360	50_year_Future	1500.00	6863.96	6866.22	6866.22	6866.81	0.059946	12.77	262.66	235.20	1.57
Reach-1	5360	100_year_Future	1800.00	6863.96	6866.43	6866.43	6867.02	0.054230	12.94	312.50	255.60	1.52
Reach-1	5360	500_year_Future	2400.00	6863.96	6866.72	6866.72	6867.38	0.051130	13.62	391.51	287.00	1.51
Reach-1	5146	2_year_Future	300.00	6857.50	6858.58	6858.42	6858.65	0.013685	3.85	160.65	278.36	0.68
Reach-1	5146	5_year_Future	580.00	6857.50	6858.84	6858.60	6858.96	0.015565	4.79	234.57	285.48	0.75
Reach-1	5146	10_year_Future	800.00	6857.50	6859.02	6858.72	6859.17	0.015914	5.29	285.60	290.29	0.78
Reach-1	5146	25_year_Future	1300.00	6857.50	6859.43	6858.97	6859.61	0.013763	5.81	407.10	301.44	0.75
Reach-1	5146	50_year_Future	1500.00	6857.50	6859.54	6859.05	6859.75	0.014080	6.13	442.76	304.63	0.77
Reach-1	5146	100_year_Future	1800.00	6857.50	6859.72	6859.17	6859.95	0.014255	6.52	495.52	309.30	0.78
Reach-1	5146	500_year_Future	2400.00	6857.50	6859.90	6859.41	6860.24	0.018051	7.74	552.45	314.26	0.89

HEC-RAS Plan: TC Future River: Teachout Creek Reach: Reach-1 (Continued)

Reach	River Sta	Profile	Q Total	Min Ch El	W.S. Elev	Crit W.S.	E.G. Elev	E.G. Slope	Vel Chnl	Flow Area	Top Width	Froude # Chl
			(cfs)	(ft)	(ft)	(ft)	(ft)	(ft/ft)	(ft/s)	(sq ft)	(ft)	
Reach-1	4835	2_year_Future	300.00	6851.73	6853.23	6853.18	6853.49	0.020420	5.90	101.87	150.41	0.87
Reach-1	4835	5_year_Future	580.00	6851.73	6853.71	6853.53	6853.98	0.016415	6.44	184.85	192.91	0.82
Reach-1	4835	10_year_Future	800.00	6851.73	6854.00		6854.28	0.015393	6.84	242.79	217.73	0.82
Reach-1	4835	25_year_Future	1300.00	6851.73	6854.37	6854.15	6854.75	0.017813	8.17	326.33	233.49	0.90
Reach-1	4835	50_year_Future	1500.00	6851.73	6854.53	6854.26	6854.93	0.017105	8.35	365.99	239.49	0.89
Reach-1	4835	100_year_Future	1800.00	6851.73	6854.76	6854.44	6855.17	0.016505	8.64	420.16	246.09	0.89
Reach-1	4835	500_year_Future	2400.00	6851.73	6855.38		6855.74	0.011802	8.30	578.78	269.27	0.78
Reach-1	4524	2_year_Future	300.00	6846.42	6848.09	6848.09	6848.47	0.013099	6.53	98.81	124.06	0.92
Reach-1	4524	5_year_Future	580.00	6846.42	6848.51	6848.51	6849.04	0.015296	8.28	153.58	136.21	1.03
Reach-1	4524	10_year_Future	800.00	6846.42	6848.79	6848.79	6849.40	0.015875	9.17	192.05	144.13	1.07
Reach-1	4524	25_year_Future	1300.00	6846.42	6849.47	6849.27	6850.09	0.012681	9.77	297.32	163.88	1.00
Reach-1	4524	50_year_Future	1500.00	6846.42	6849.66	6849.44	6850.33	0.012781	10.23	329.13	169.38	1.02
Reach-1	4524	100_year_Future	1800.00	6846.42	6849.93	6849.68	6850.66	0.012739	10.80	376.52	177.27	1.03
Reach-1	4524	500_year_Future	2400.00	6846.42	6850.12	6850.12	6851.20	0.018002	13.30	409.55	182.57	1.24
Reach-1	4076	2_year_Future	300.00	6838.72	6840.13	6840.17	6840.43	0.025928	6.41	101.99	181.22	0.98
Reach-1	4076	5_year_Future	580.00	6838.72	6840.53	6840.45	6840.81	0.020508	6.77	177.92	198.09	0.91
Reach-1	4076	10_year_Future	800.00	6838.72	6840.78	6840.63	6841.08	0.018508	7.05	229.35	205.44	0.88
Reach-1	4076	25_year_Future	1300.00	6838.72	6840.95	6840.95	6841.51	0.031957	9.79	264.78	210.36	1.17
Reach-1	4076	50_year_Future	1500.00	6838.72	6841.08	6841.08	6841.66	0.032342	10.21	290.46	213.85	1.19
Reach-1	4076	100_year_Future	1800.00	6838.72	6841.23	6841.23	6841.91	0.033492	10.87	324.65	218.41	1.23
Reach-1	4076	500_year_Future	2400.00	6838.72	6842.42	6841.53	6842.74	0.009477	7.53	803.14	249.12	0.70
Reach-1	3945	2_year_Future	300.00	6835.50	6838.87	6837.14	6837.70	0.056297	9.27	57.62	91.84	1.43
Reach-1	3945	5_year_Future	580.00	6835.50	6837.64	6837.64	6838.08	0.020922	7.70	149.59	146.42	0.94
Reach-1	3945	10_year_Future	800.00	6835.50	6837.86	6837.86	6838.38	0.022599	8.58	183.25	150.09	1.00
Reach-1	3945	25_year_Future	1300.00	6835.50	6838.92	6838.28	6839.23	0.009225	7.06	354.33	173.69	0.68
Reach-1	3945	50_year_Future	1500.00	6835.50	6839.43	6838.42	6839.68	0.006299	6.41	445.81	183.84	0.58
Reach-1	3945	100_year_Future	1800.00	6835.50	6839.90	6838.64	6840.14	0.005386	6.39	533.50	193.08	0.54
Reach-1	3945	500_year_Future	2400.00	6835.50	6842.17		6842.28	0.001468	4.42	1017.32	231.28	0.30
Reach-1	3844	2_year_Future	360.00	6831.82	6835.65	6834.19	6835.77	0.002450	2.97	146.87	77.34	0.31
Reach-1	3844	5_year_Future	690.00	6831.82	6836.72	6834.94	6836.90	0.002545	3.73	244.84	114.32	0.33
Reach-1	3844	10_year_Future	930.00	6831.82	6837.36	6835.38	6837.57	0.002537	4.11	315.19	188.38	0.34
Reach-1	3844	25_year_Future	1500.00	6831.82	6838.57	6836.30	6838.80	0.002239	4.50	475.07	267.54	0.33
Reach-1	3844	50_year_Future	1800.00	6831.82	6839.10	6836.75	6839.34	0.002183	4.71	544.42	282.59	0.33
Reach-1	3844	100_year_Future	2100.00	6831.82	6839.55	6836.99	6839.82	0.002191	4.94	603.94	295.51	0.33
Reach-1	3844	500_year_Future	2800.00	6831.82	6841.95	6837.81	6842.13	0.001081	4.24	918.63	401.73	0.25
Reach-1	3782		Bridge									
Reach-1	3724	2_year_Future	360.00	6830.48	6832.84	6832.84	6833.49	0.024780	6.57	57.79	47.89	0.96
Reach-1	3724	5_year_Future	690.00	6830.48	6833.81	6833.81	6834.52	0.020029	7.86	99.42	59.68	0.93
Reach-1	3724	10_year_Future	930.00	6830.48	6834.06	6834.06	6835.12	0.018856	8.61	128.23	70.58	0.93
Reach-1	3724	25_year_Future	1500.00	6830.48	6834.98	6834.98	6836.23	0.015829	9.82	204.90	95.57	0.89
Reach-1	3724	50_year_Future	1800.00	6830.48	6835.52	6835.52	6836.69	0.012904	9.53	261.50	120.50	0.83
Reach-1	3724	100_year_Future	2100.00	6830.48	6835.85	6835.85	6837.08	0.015220	10.58	276.63	126.90	0.90
Reach-1	3724	500_year_Future	2800.00	6830.48	6836.57	6836.57	6837.85	0.011445	10.44	407.89	343.77	0.81
Reach-1	3513	2_year_Future	360.00	6827.50	6829.02	6828.76	6829.16	0.012492	4.50	154.24	179.34	0.68
Reach-1	3513	5_year_Future	720.00	6827.50	6829.46	6829.08	6829.66	0.012619	5.45	237.88	199.17	0.71
Reach-1	3513	10_year_Future	980.00	6827.50	6829.74	6829.28	6829.97	0.012640	5.99	294.12	211.47	0.73
Reach-1	3513	25_year_Future	1600.00	6827.50	6830.26	6829.68	6830.57	0.012775	7.00	411.03	233.02	0.76
Reach-1	3513	50_year_Future	1900.00	6827.50	6830.48	6829.87	6830.82	0.012650	7.35	463.25	240.22	0.77
Reach-1	3513	100_year_Future	2200.00	6827.50	6830.69	6830.03	6831.06	0.012549	7.67	513.20	248.91	0.78
Reach-1	3513	500_year_Future	3000.00	6827.50	6831.13	6830.41	6831.58	0.013158	8.60	624.35	261.18	0.81
Reach-1	3111	2_year_Future	360.00	6821.50	6823.70	6823.56	6824.00	0.013140	6.07	129.32	145.83	0.74
Reach-1	3111	5_year_Future	720.00	6821.50	6824.23	6824.08	6824.56	0.012734	6.95	216.24	174.01	0.76
Reach-1	3111	10_year_Future	980.00	6821.50	6824.53	6824.29	6824.89	0.012543	7.42	270.19	180.68	0.77
Reach-1	3111	25_year_Future	1600.00	6821.50	6825.14	6824.73	6825.56	0.012121	8.28	384.38	194.03	0.78
Reach-1	3111	50_year_Future	1900.00	6821.50	6825.39	6824.91	6825.84	0.012106	8.66	433.06	199.48	0.79
Reach-1	3111	100_year_Future	2200.00	6821.50	6825.61	6825.07	6826.10	0.012073	8.99	478.71	203.33	0.79
Reach-1	3111	500_year_Future	3000.00	6821.50	6826.25	6825.50	6826.77	0.010912	9.43	610.83	213.59	0.77
Reach-1	2611	2_year_Future	360.00	6813.50	6815.48	6815.43	6815.94	0.020128	7.18	100.67	100.65	0.91
Reach-1	2611	5_year_Future	720.00	6813.50	6816.08	6816.02	6816.65	0.020067	8.58	169.14	128.52	0.96
Reach-1	2611	10_year_Future	980.00	6813.50	6816.41	6816.35	6817.05	0.019967	9.31	213.78	137.75	0.97
Reach-1	2611	25_year_Future	1600.00	6813.50	6817.04	6816.93	6817.81	0.020254	10.71	305.59	153.76	1.01
Reach-1	2611	50_year_Future	1900.00	6813.50	6817.32	6817.15	6818.13	0.020004	11.20	348.42	160.89	1.02
Reach-1	2611	100_year_Future	2200.00	6813.50	6817.56	6817.38	6818.43	0.019912	11.66	386.82	166.95	1.03
Reach-1	2611	500_year_Future	3000.00	6813.50	6818.01	6817.89	6819.11	0.022627	13.34	466.21	178.34	1.12
Reach-1	2111	2_year_Future	360.00	6803.50	6805.68	6805.68	6806.25	0.018666	7.20	91.39	88.01	0.89
Reach-1	2111	5_year_Future	720.00	6803.50	6806.34	6806.34	6807.04	0.018369	8.62	160.19	120.23	0.92
Reach-1	2111	10_year_Future	980.00	6803.50	6806.72	6806.72	6807.49	0.018254	9.37	209.18	139.03	0.94
Reach-1	2111	25_year_Future	1600.00	6803.50	6807.40	6807.40	6808.28	0.017943	10.61	314.17	166.33	0.96
Reach-1	2111	50_year_Future	1900.00	6803.50	6807.65	6807.65	6808.58	0.018204	11.16	356.47	173.41	0.98
Reach-1	2111	100_year_Future	2200.00	6803.50	6807.88	6807.87	6808.85	0.018327	11.63	397.64	180.04	0.99
Reach-1	2111	500_year_Future	3000.00	6803.50	6808.56	6808.35	6809.55	0.016275	12.09	526.20	199.34	0.96

HEC-RAS Plan: TC Future River: Teachout Creek Reach: Reach-1 (Continued)

Reach	River Sta	Profile	Q Total	Min Ch El	W.S. Elev	Crit W.S.	E.G. Elev	E.G. Slope	Vel Chnl	Flow Area	Top Width	Froude # Chl
			(cfs)	(ft)	(ft)	(ft)	(ft)	(ft/ft)	(ft/s)	(sq ft)	(ft)	
Reach-1	1789	2_year_Future	360.00	6798.58	6800.80	6800.51	6801.02	0.010016	5.35	140.40	118.80	0.65
Reach-1	1789	5_year_Future	720.00	6798.58	6801.44	6800.96	6801.74	0.010228	6.46	220.59	131.53	0.69
Reach-1	1789	10_year_Future	980.00	6798.58	6801.79	6801.26	6802.15	0.010811	7.20	267.90	137.63	0.72
Reach-1	1789	25_year_Future	1600.00	6798.58	6802.34	6801.86	6802.89	0.013623	9.02	346.85	147.27	0.83
Reach-1	1789	50_year_Future	1900.00	6798.58	6802.61	6802.08	6803.21	0.014074	9.81	386.36	151.86	0.86
Reach-1	1789	100_year_Future	2200.00	6798.58	6802.84		6803.51	0.014688	10.20	421.74	155.85	0.88
Reach-1	1789	500_year_Future	3000.00	6798.58	6803.32	6802.83	6804.19	0.016730	11.72	498.93	163.19	0.96
Reach-1	1411	2_year_Future	360.00	6793.50	6795.46	6795.37	6795.88	0.019457	6.98	102.84	100.83	0.90
Reach-1	1411	5_year_Future	720.00	6793.50	6796.11	6795.87	6796.63	0.018535	8.31	180.36	145.30	0.92
Reach-1	1411	10_year_Future	980.00	6793.50	6796.51	6796.35	6797.06	0.017119	8.81	247.62	188.62	0.91
Reach-1	1411	25_year_Future	1600.00	6793.50	6797.26	6797.05	6797.75	0.013453	9.08	416.83	254.73	0.83
Reach-1	1411	50_year_Future	1900.00	6793.50	6797.48	6797.27	6797.99	0.013442	9.44	474.35	261.93	0.84
Reach-1	1411	100_year_Future	2200.00	6793.50	6797.70	6797.42	6798.22	0.013152	9.69	532.94	269.07	0.84
Reach-1	1411	500_year_Future	3000.00	6793.50	6798.28	6797.79	6798.80	0.011880	10.05	693.20	287.68	0.82
Reach-1	973	2_year_Future	360.00	6787.50	6790.44	6789.99	6790.76	0.007697	5.68	122.44	113.46	0.60
Reach-1	973	5_year_Future	720.00	6787.50	6791.18	6790.79	6791.54	0.007880	6.70	213.36	138.85	0.63
Reach-1	973	10_year_Future	980.00	6787.50	6791.56	6791.11	6791.98	0.008285	7.38	269.83	149.24	0.65
Reach-1	973	25_year_Future	1600.00	6787.50	6792.35	6791.77	6792.89	0.009325	8.83	438.22	297.61	0.72
Reach-1	973	50_year_Future	1900.00	6787.50	6792.58	6791.96	6793.12	0.009384	9.14	507.42	308.31	0.72
Reach-1	973	100_year_Future	2200.00	6787.50	6792.78	6791.88	6793.33	0.009596	9.50	570.96	323.31	0.74
Reach-1	973	500_year_Future	3000.00	6787.50	6793.17	6791.79	6793.81	0.010873	10.62	704.14	352.68	0.79
Reach-1	545	2_year_Future	360.00	6783.50	6784.85	6784.65	6784.93	0.030059	6.56	128.93	205.81	1.14
Reach-1	545	5_year_Future	720.00	6783.50	6784.94	6784.94	6785.36	0.034340	8.27	190.38	220.08	1.27
Reach-1	545	10_year_Future	980.00	6783.50	6785.14	6785.14	6785.63	0.033984	9.05	236.69	237.28	1.29
Reach-1	545	25_year_Future	1600.00	6783.50	6785.54	6785.54	6786.14	0.032095	10.27	339.47	274.95	1.30
Reach-1	545	50_year_Future	1900.00	6783.50	6785.70	6785.70	6786.34	0.031907	10.80	384.15	289.83	1.32
Reach-1	545	100_year_Future	2200.00	6783.50	6785.86	6785.85	6786.54	0.031091	11.18	430.58	304.53	1.32
Reach-1	545	500_year_Future	3000.00	6783.50	6786.32	6786.21	6787.00	0.025396	11.45	580.61	347.98	1.23
Reach-1	47	2_year_Future	360.00	6769.50	6772.17	6771.92	6772.85	0.012001	7.59	78.10	44.84	0.82
Reach-1	47	5_year_Future	720.00	6769.50	6773.20	6772.96	6774.17	0.012005	9.44	132.34	60.52	0.87
Reach-1	47	10_year_Future	980.00	6769.50	6773.80	6773.59	6774.93	0.012023	10.44	171.25	69.69	0.89
Reach-1	47	25_year_Future	1600.00	6769.50	6774.91	6774.75	6776.31	0.012009	12.17	257.62	85.47	0.92
Reach-1	47	50_year_Future	1900.00	6769.50	6775.35	6775.19	6776.85	0.012008	12.82	296.62	91.25	0.93
Reach-1	47	100_year_Future	2200.00	6769.50	6775.75	6775.59	6777.35	0.012005	13.40	334.44	96.54	0.95
Reach-1	47	500_year_Future	3000.00	6769.50	6776.68	6776.52	6778.48	0.012010	14.70	428.35	106.85	0.97

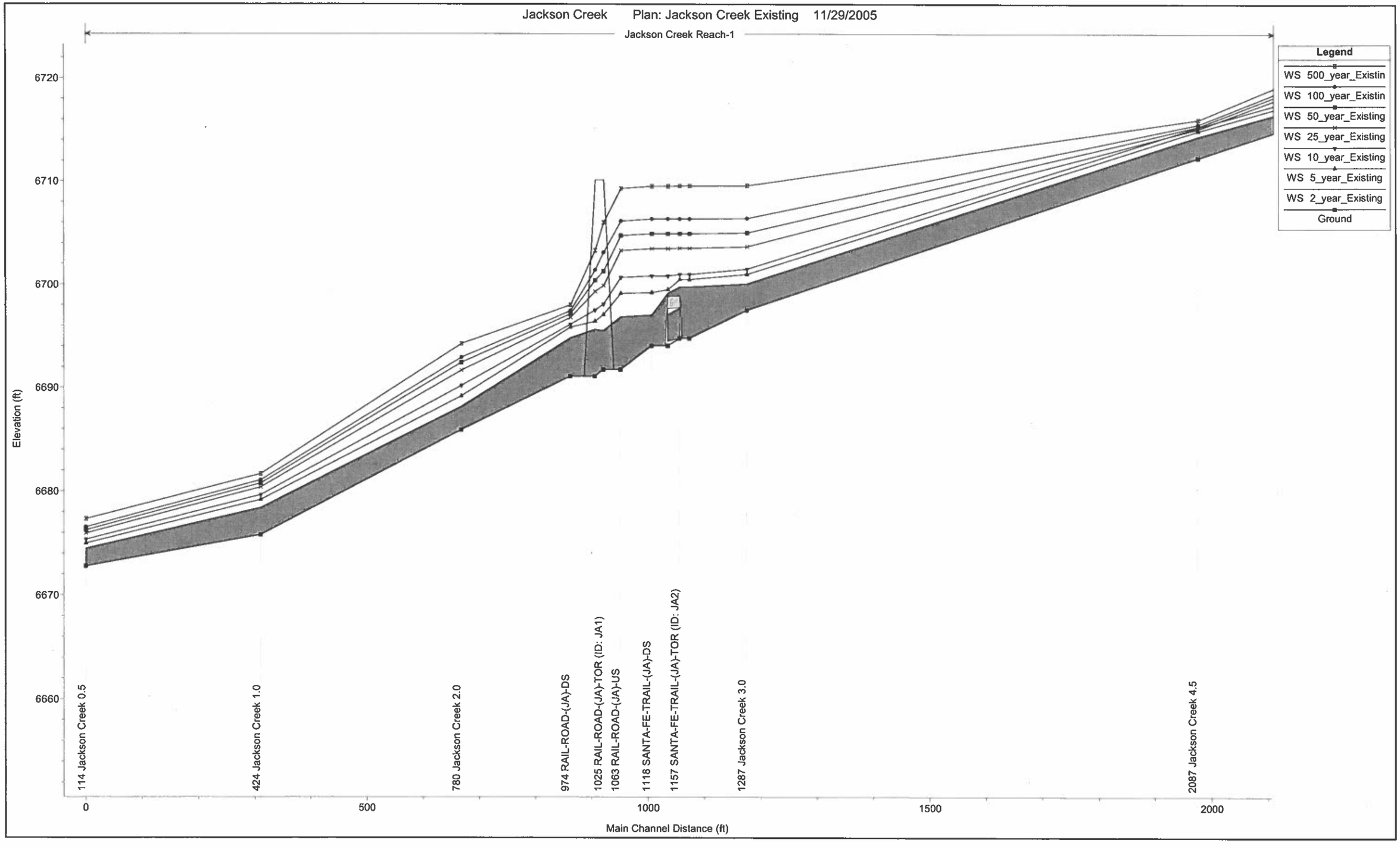
Jackson Creek Plan: Jackson Creek Existing 11/29/2005
Jackson Creek Reach-1
Legend
WS 500_year_Existin
WS 100_year_Existin
WS 50_year_Existing
WS 25_year_Existing
WS 10_year_Existing
WS 5_year_Existing
WS 2_year_Existing
Ground
Elevation (ft)
6720
6710
6700
6690
6680
6670
6660
114 Jackson Creek 0.5
424 Jackson Creek 1.0
780 Jackson Creek 2.0
974 RAIL-ROAD-(JA)-DS
1025 RAIL-ROAD-(JA)-TOR (ID: JA1)
1063 RAIL-ROAD-(JA)-US
1118 SANTA-FE-TRAIL-(JA)-DS
1157 SANTA-FE-TRAIL-(JA)-TOR (ID: JA2)
1287 Jackson Creek 3.0
2087 Jackson Creek 4.5
0
500
1000
1500
2000
Main Channel Distance (ft)

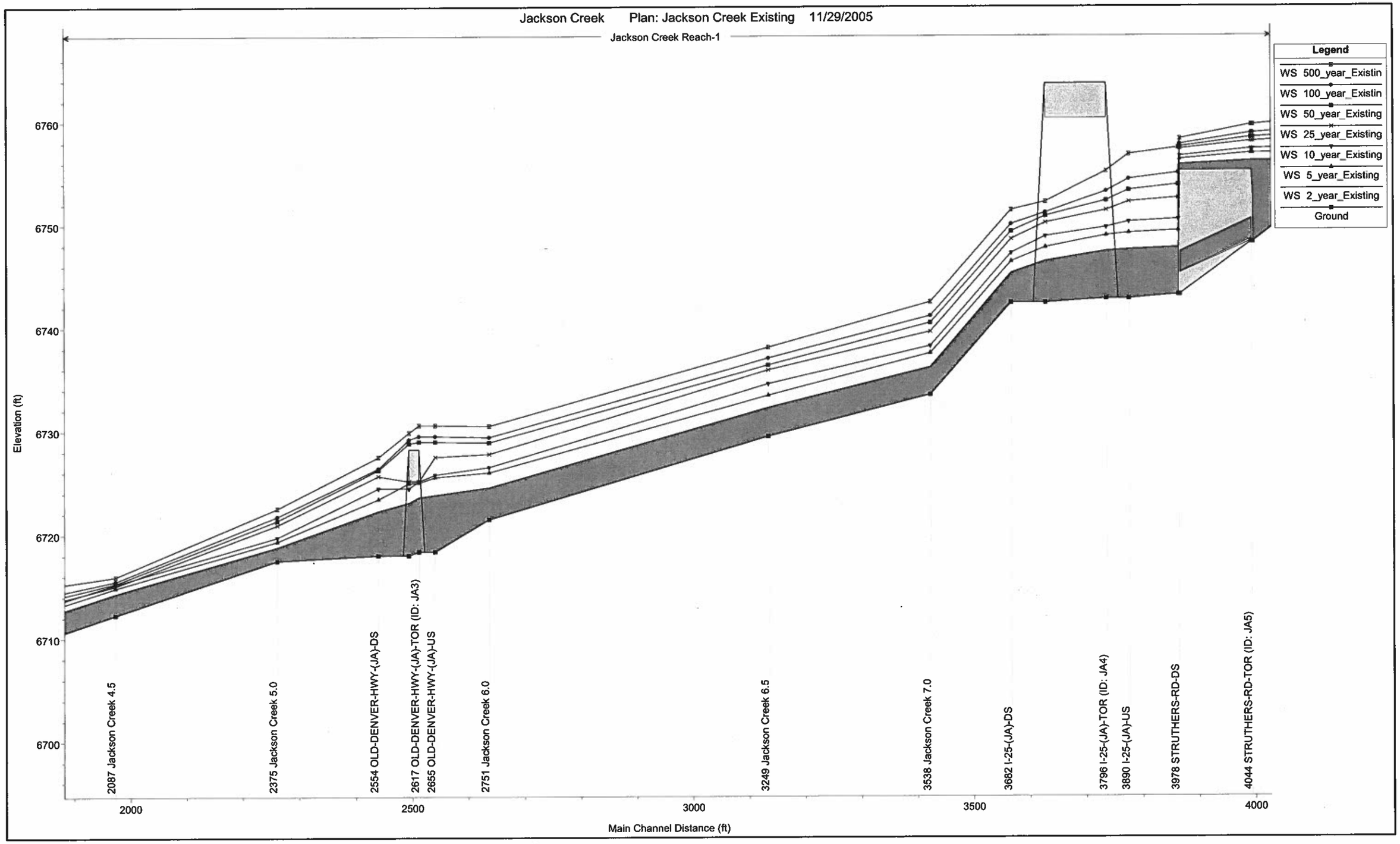
Jackson Creek Plan: Jackson Creek Existing 11/29/2005
Jackson Creek Reach-1
Legend
WS 500_year_Existin
WS 100_year_Existin
WS 50_year_Existing
WS 25_year_Existing
WS 10_year_Existing
WS 5_year_Existing
WS 2_year_Existing
Ground
Elevation (ft)
6760
6750
6740
6730
6720
6710
6700
2087 Jackson Creek 4.5
2375 Jackson Creek 5.0
2554 OLD-DENVER-HWY-(JA)-DS
2617 OLD-DENVER-HWY-(JA)-TOR (ID: JA3)
2655 OLD-DENVER-HWY-(JA)-US
2751 Jackson Creek 6.0
3249 Jackson Creek 6.5
3538 Jackson Creek 7.0
3682 I-25-(JA)-DS
3796 I-25-(JA)-TOR (ID: JA4)
3890 I-25-(JA)-US
3978 STRUTHERS-RD-DS
4044 STRUTHERS-RD-TOR (ID: JA5)
2000
2500
3000
3500
4000
Main Channel Distance (ft)


Jackson Creek Plan: Jackson Creek Existing 11/29/2005
Jackson Creek Reach-1
Legend
WS 500_year_Existin
WS 100_year_Existin
WS 50_year_Existing
WS 25_year_Existing
WS 10_year_Existing
WS 5_year_Existing
WS 2_year_Existing
Ground
Elevation (ft)
6800
6790
6780
6770
6760
6750
6740
6730
3978 STRUTHERS-RD-DS
4044 STRUTHERS-RD-TOR (ID: JA5)
4186 Jackson Creek 9.0
4473 Jackson Creek 9.5
4781 Jackson Creek 10.0
5275 Jackson Creek 10.5
5668 Jackson Creek 11
4000
4500
5000
5500
Main Channel Distance (ft)

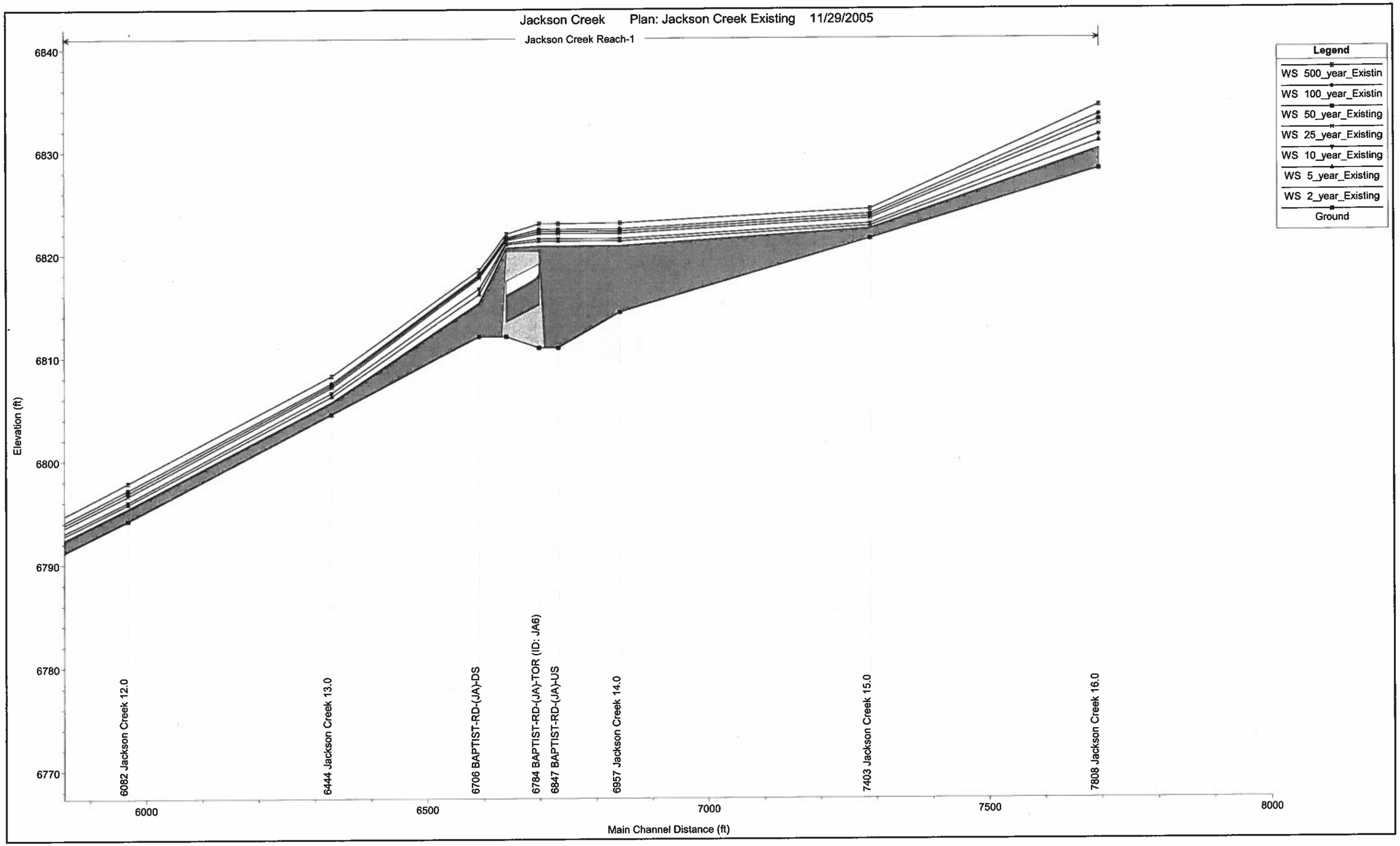
Jackson Creek Plan: Jackson Creek Existing 11/29/2005
Jackson Creek Reach-1
Legend
WS 500_year_Existin
WS 100_year_Existin
WS 50_year_Existing
WS 25_year_Existing
WS 10_year_Existing
WS 5_year_Existing
WS 2_year_Existing
Ground
Elevation (ft)
6840
6830
6820
6810
6800
6790
6780
6770
6082 Jackson Creek 12.0
6444 Jackson Creek 13.0
6706 BAPTIST-RD-(JA)-DS
6784 BAPTIST-RD-(JA)-TOR (ID: JA6)
6847 BAPTIST-RD-(JA)-US
6957 Jackson Creek 14.0
7403 Jackson Creek 15.0
7808 Jackson Creek 16.0
6000
6500
7000
7500
8000
Main Channel Distance (ft)

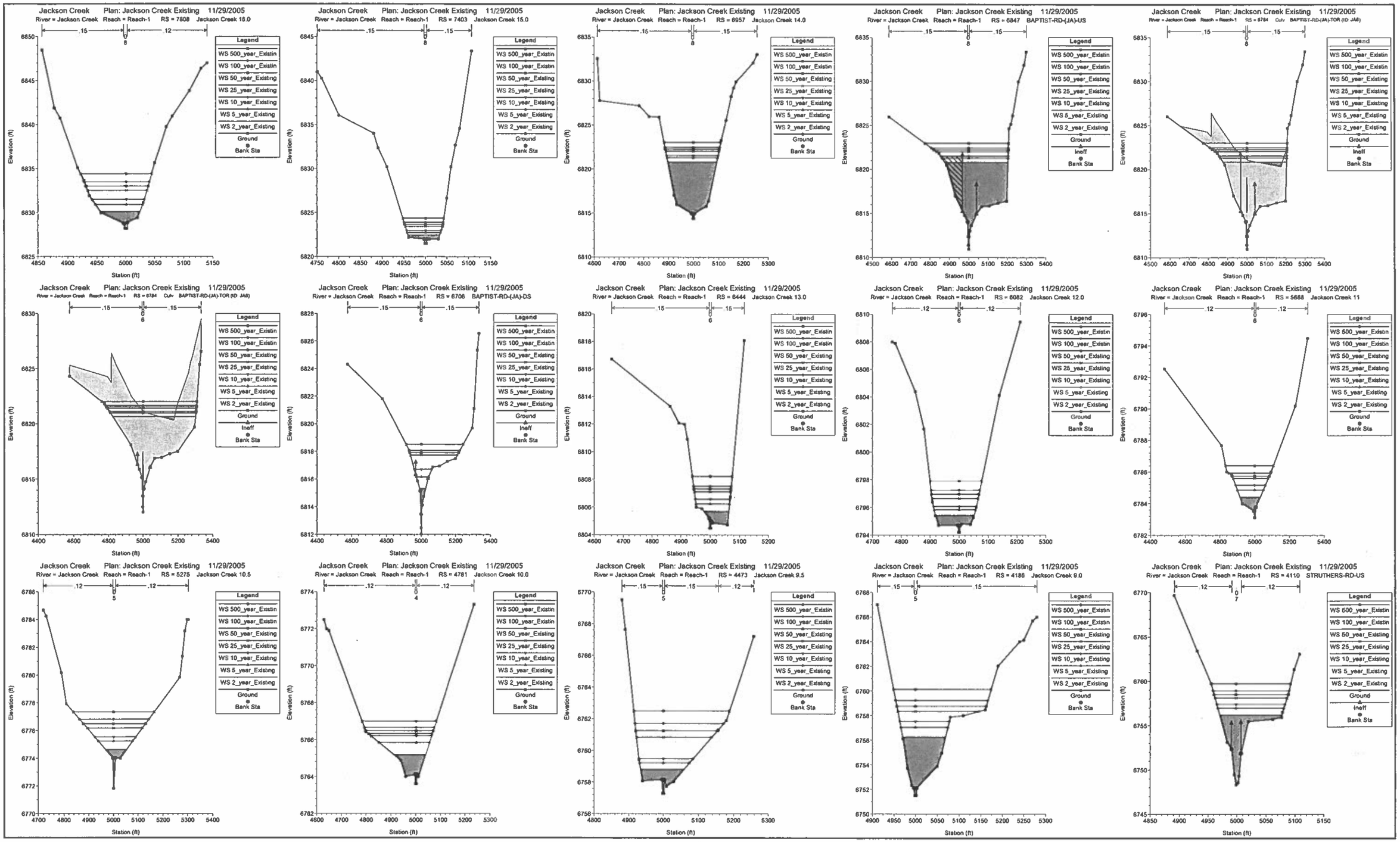
Jackson Creek Plan: Jackson Creek Existing 11/29/2005
River = Jackson Creek Reach = Reach-1 RS = 7808 Jackson Creek 16.0
River = Jackson Creek Reach = Reach-1 RS = 7403 Jackson Creek 15.0
River = Jackson Creek Reach = Reach-1 RS = 6957 Jackson Creek 14.0
River = Jackson Creek Reach = Reach-1 RS = 6847 BAPTIST-RD-(JA)-US
River = Jackson Creek Reach = Reach-1 RS = 6784 Culv BAPTIST-RD-(JA)-TOR (ID: JA6)
River = Jackson Creek Reach = Reach-1 RS = 6706 BAPTIST-RD-(JA)-DS
River = Jackson Creek Reach = Reach-1 RS = 6444 Jackson Creek 13.0
River = Jackson Creek Reach = Reach-1 RS = 6082 Jackson Creek 12.0
River = Jackson Creek Reach = Reach-1 RS = 5688 Jackson Creek 11
River = Jackson Creek Reach = Reach-1 RS = 5275 Jackson Creek 10.5
River = Jackson Creek Reach = Reach-1 RS = 4781 Jackson Creek 10.0
River = Jackson Creek Reach = Reach-1 RS = 4473 Jackson Creek 9.5
River = Jackson Creek Reach = Reach-1 RS = 4186 Jackson Creek 9.0
River = Jackson Creek Reach = Reach-1 RS = 4110 STRUTHERS-RD-US
Elevation (ft)
Station (ft)
Legend
WS 500_year_Existin
WS 100_year_Existin
WS 50_year_Existing
WS 25_year_Existing
WS 10_year_Existing
WS 5_year_Existing
WS 2_year_Existing
Ground
Ineff
Bank Sta

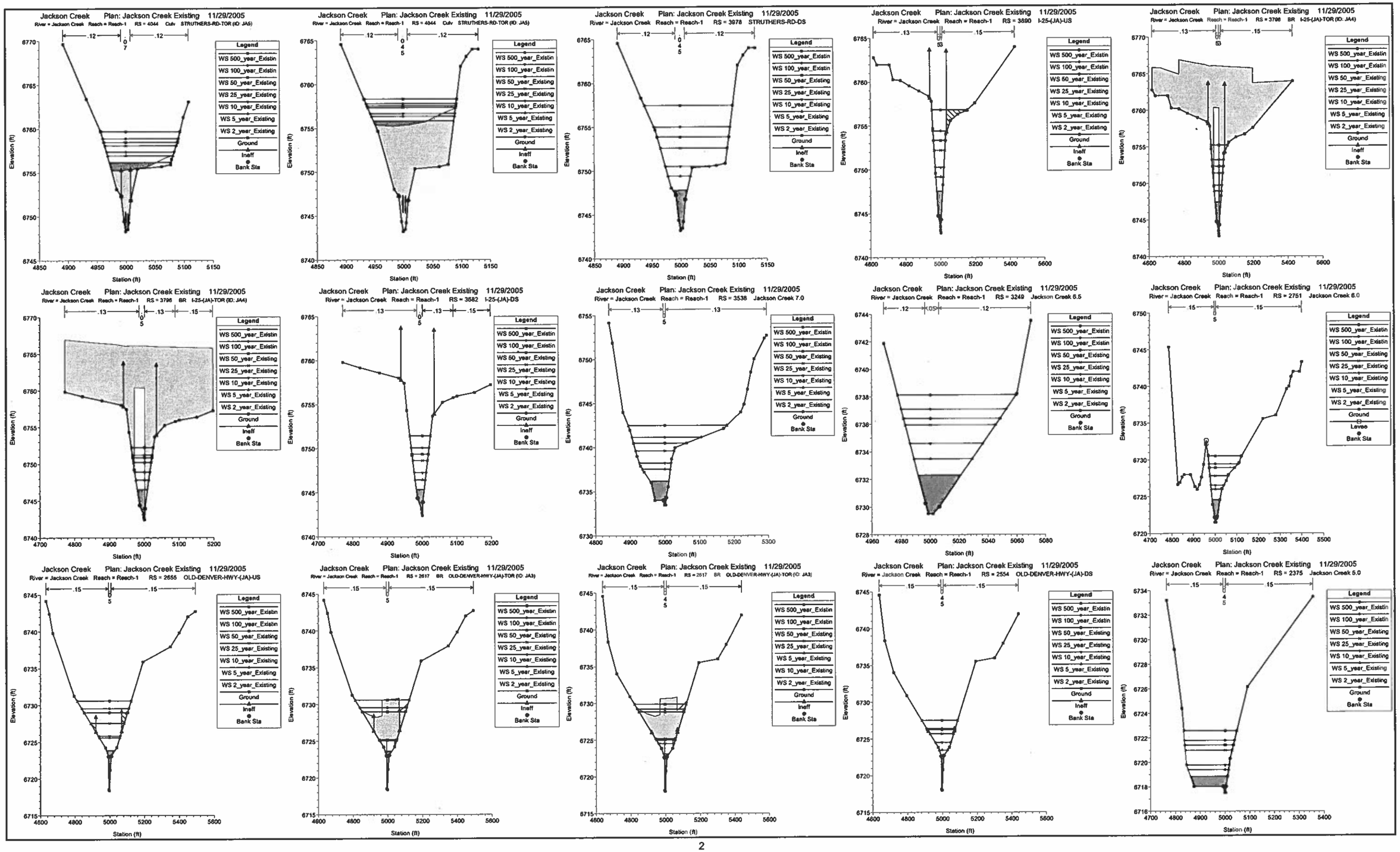
Jackson Creek Plan: Jackson Creek Existing 11/29/2005
River = Jackson Creek Reach = Reach-1 RS = 4044 Culv STRUTHERS-RD-TOR (ID: JA5)
Jackson Creek Plan: Jackson Creek Existing 11/29/2005
River = Jackson Creek Reach = Reach-1 RS = 4044 Culv STRUTHERS-RD-TOR (ID: JA5)
Jackson Creek Plan: Jackson Creek Existing 11/29/2005
River = Jackson Creek Reach = Reach-1 RS = 3878 STRUTHERS-RD-DS
Jackson Creek Plan: Jackson Creek Existing 11/29/2005
River = Jackson Creek Reach = Reach-1 RS = 3890 I-25-(JA)-US
Jackson Creek Plan: Jackson Creek Existing 11/29/2005
River = Jackson Creek Reach = Reach-1 RS = 3798 BR I-25-(JA)-TOR (ID: JA4)
Jackson Creek Plan: Jackson Creek Existing 11/29/2005
River = Jackson Creek Reach = Reach-1 RS = 3798 BR I-25-(JA)-TOR (ID: JA4)
Jackson Creek Plan: Jackson Creek Existing 11/29/2005
River = Jackson Creek Reach = Reach-1 RS = 3582 I-25-(JA)-DS
Jackson Creek Plan: Jackson Creek Existing 11/29/2005
River = Jackson Creek Reach = Reach-1 RS = 3538 Jackson Creek 7.0
Jackson Creek Plan: Jackson Creek Existing 11/29/2005
River = Jackson Creek Reach = Reach-1 RS = 3249 Jackson Creek 6.5
Jackson Creek Plan: Jackson Creek Existing 11/29/2005
River = Jackson Creek Reach = Reach-1 RS = 2751 Jackson Creek 6.0
Jackson Creek Plan: Jackson Creek Existing 11/29/2005
River = Jackson Creek Reach = Reach-1 RS = 2655 OLD-DENVER-HWY-(JA)-US
Jackson Creek Plan: Jackson Creek Existing 11/29/2005
River = Jackson Creek Reach = Reach-1 RS = 2617 BR OLD-DENVER-HWY-(JA)-TOR (ID: JA3)
Jackson Creek Plan: Jackson Creek Existing 11/29/2005
River = Jackson Creek Reach = Reach-1 RS = 2617 BR OLD-DENVER-HWY-(JA)-TOR (ID: JA3)
Jackson Creek Plan: Jackson Creek Existing 11/29/2005
River = Jackson Creek Reach = Reach-1 RS = 2554 OLD-DENVER-HWY-(JA)-DS
Jackson Creek Plan: Jackson Creek Existing 11/29/2005
River = Jackson Creek Reach = Reach-1 RS = 2375 Jackson Creek 5.0
Legend
WS 500_year_Existin
WS 100_year_Existin
WS 50_year_Existing
WS 25_year_Existing
WS 10_year_Existing
WS 5_year_Existing
WS 2_year_Existing
Ground
Levee
Ineff
Bank Sta
Elevation (ft)
Station (ft)

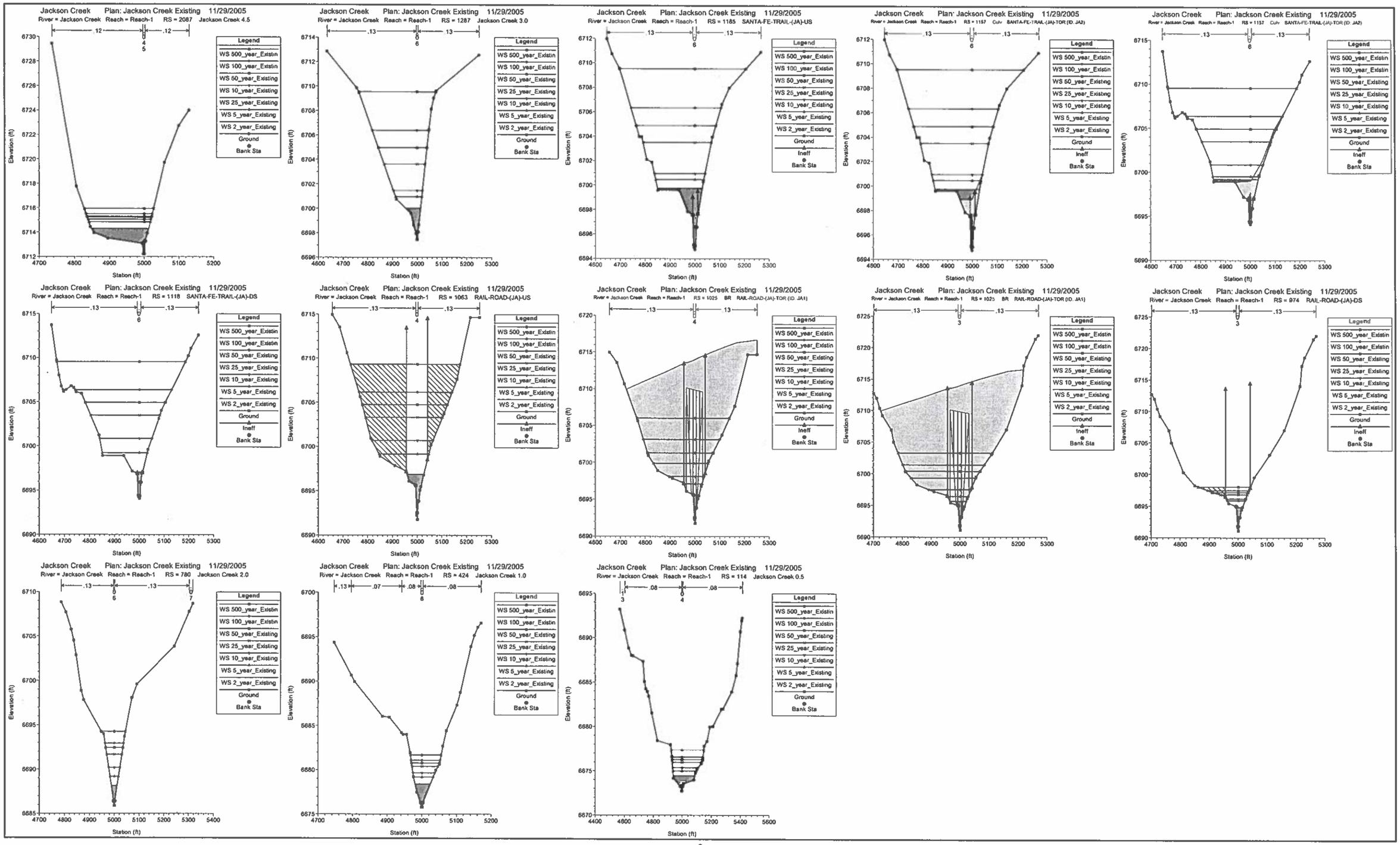
Jackson Creek Plan: Jackson Creek Existing 11/29/2005
River = Jackson Creek Reach = Reach-1 RS = 2087 Jackson Creek 4.5
River = Jackson Creek Reach = Reach-1 RS = 1287 Jackson Creek 3.0
River = Jackson Creek Reach = Reach-1 RS = 1185 SANTA-FE-TRAIL-(JA)-US
River = Jackson Creek Reach = Reach-1 RS = 1157 Culv SANTA-FE-TRAIL-(JA)-TOR (ID: JA2)
River = Jackson Creek Reach = Reach-1 RS = 1118 SANTA-FE-TRAIL-(JA)-DS
River = Jackson Creek Reach = Reach-1 RS = 1063 RAIL-ROAD-(JA)-US
River = Jackson Creek Reach = Reach-1 RS = 1025 BR RAIL-ROAD-(JA)-TOR (ID: JA1)
River = Jackson Creek Reach = Reach-1 RS = 974 RAIL-ROAD-(JA)-DS
River = Jackson Creek Reach = Reach-1 RS = 780 Jackson Creek 2.0
River = Jackson Creek Reach = Reach-1 RS = 424 Jackson Creek 1.0
River = Jackson Creek Reach = Reach-1 RS = 114 Jackson Creek 0.5
Legend
WS 500_year_Existin
WS 100_year_Existin
WS 50_year_Existing
WS 25_year_Existing
WS 10_year_Existing
WS 5_year_Existing
WS 2_year_Existing
Ground
Ineff
Bank Sta
Elevation (ft)
Station (ft)

HEC-RAS Plan: JC Existing River: Jackson Creek Reach: Reach-1

Reach	River Sta	Profile	Q Total	Min Ch El	W.S. Elev	Crit W.S.	E.G. Elev	E.G. Slope	Vel Chnl	Flow Area	Top Width	Froude # Chl
			(cfs)	(ft)	(ft)	(ft)	(ft)	(ft/ft)	(ft/s)	(sq ft)	(ft)	
Reach-1	7808	2_year_Existing	70.00	6828.23	6830.19	6829.62	6830.24	0.007747	2.37	62.49	69.63	0.31
Reach-1	7808	5_year_Existing	170.00	6828.23	6830.96	6830.07	6831.01	0.007605	2.96	120.21	81.91	0.33
Reach-1	7808	10_year_Existing	280.00	6828.23	6831.54	6830.35	6831.61	0.007735	3.43	170.86	90.61	0.34
Reach-1	7808	25_year_Existing	550.00	6828.23	6832.56	6830.88	6832.66	0.008099	4.23	270.25	102.95	0.36
Reach-1	7808	50_year_Existing	710.00	6828.23	6833.04	6831.14	6833.16	0.008241	4.58	320.83	107.80	0.37
Reach-1	7808	100_year_Existin	890.00	6828.23	6833.51	6831.40	6833.64	0.008441	4.95	372.53	112.55	0.38
Reach-1	7808	500_year_Existin	1300.00	6828.23	6834.43	6831.93	6834.60	0.008762	5.63	481.00	122.89	0.40
Reach-1	7403	2_year_Existing	70.00	6821.50	6822.46	6822.46	6822.63	0.094370	4.98	31.72	73.76	0.96
Reach-1	7403	5_year_Existing	170.00	6821.50	6822.74	6822.74	6823.04	0.126310	6.98	52.80	77.40	1.17
Reach-1	7403	10_year_Existing	280.00	6821.50	6822.97	6822.97	6823.38	0.138400	8.31	71.53	80.50	1.26
Reach-1	7403	25_year_Existing	550.00	6821.50	6823.44	6823.44	6824.04	0.144590	10.36	110.66	86.62	1.35
Reach-1	7403	50_year_Existing	710.00	6821.50	6823.87	6823.67	6824.36	0.146561	11.27	130.32	88.78	1.39
Reach-1	7403	100_year_Existin	890.00	6821.50	6823.90	6823.90	6824.69	0.145630	12.08	151.57	90.99	1.41
Reach-1	7403	500_year_Existin	1300.00	6821.50	6824.37	6824.37	6825.36	0.145697	13.67	194.78	95.33	1.45
Reach-1	6957	2_year_Existing	70.00	6814.38	6820.85	6815.57	6820.85	0.000008	0.18	858.83	195.84	0.01
Reach-1	6957	5_year_Existing	170.00	6814.38	6821.32	6815.93	6821.32	0.000035	0.39	952.76	202.44	0.03
Reach-1	6957	10_year_Existing	280.00	6814.38	6821.55	6816.17	6821.55	0.000083	0.61	1000.89	205.73	0.04
Reach-1	6957	25_year_Existing	550.00	6814.38	6822.06	6816.53	6822.06	0.000240	1.09	1106.44	212.79	0.07
Reach-1	6957	50_year_Existing	710.00	6814.38	6822.29	6816.72	6822.29	0.000354	1.35	1155.43	215.98	0.09
Reach-1	6957	100_year_Existin	890.00	6814.38	6822.50	6816.90	6822.51	0.000496	1.63	1201.62	218.95	0.10
Reach-1	6957	500_year_Existin	1300.00	6814.38	6823.07	6817.25	6823.09	0.000799	2.16	1329.43	226.97	0.13
Reach-1	6847	2_year_Existing	130.00	6810.94	6820.84	6814.17	6820.84	0.000010	0.22	1280.11	328.78	0.01
Reach-1	6847	5_year_Existing	290.00	6810.94	6821.31	6815.10	6821.31	0.000037	0.44	1390.96	343.15	0.03
Reach-1	6847	10_year_Existing	420.00	6810.94	6821.54	6815.45	6821.55	0.000069	0.61	1445.97	350.26	0.04
Reach-1	6847	25_year_Existing	740.00	6810.94	6822.04	6816.02	6822.04	0.000132	0.88	1970.11	372.72	0.05
Reach-1	6847	50_year_Existing	920.00	6810.94	6822.26	6816.30	6822.27	0.000185	1.05	2054.11	386.78	0.06
Reach-1	6847	100_year_Existin	1100.00	6810.94	6822.47	6816.55	6822.47	0.000240	1.21	2134.57	399.79	0.07
Reach-1	6847	500_year_Existin	1700.00	6810.94	6823.01	6817.27	6823.03	0.000443	1.71	2363.36	434.66	0.09
Reach-1	6784		Culvert									
Reach-1	6706	2_year_Existing	130.00	6812.02	6815.32	6815.26	6815.88	0.035199	6.35	31.42	36.04	0.82
Reach-1	6706	5_year_Existing	290.00	6812.02	6816.18	6816.16	6816.88	0.034283	8.03	76.17	71.90	0.88
Reach-1	6706	10_year_Existing	420.00	6812.02	6818.71	6816.71	6817.38	0.028471	8.29	122.89	101.92	0.81
Reach-1	6706	25_year_Existing	740.00	6812.02	6817.73	6817.73	6818.21	0.018976	8.12	324.25	271.86	0.69
Reach-1	6706	50_year_Existing	920.00	6812.02	6817.91	6817.91	6818.43	0.021401	8.88	373.01	283.15	0.74
Reach-1	6706	100_year_Existin	1100.00	6812.02	6818.06	6818.06	6818.63	0.023639	9.52	416.91	293.10	0.78
Reach-1	6706	500_year_Existin	1700.00	6812.02	6818.52	6818.52	6819.18	0.028587	11.15	558.93	331.45	0.87
Reach-1	6444	2_year_Existing	130.00	6804.49	6805.70		6805.84	0.040023	5.03	62.79	84.09	0.86
Reach-1	6444	5_year_Existing	290.00	6804.49	6806.24	6805.87	6806.44	0.036920	6.36	117.94	114.80	0.89
Reach-1	6444	10_year_Existing	420.00	6804.49	6806.59	6806.18	6806.81	0.033451	6.90	158.63	118.65	0.87
Reach-1	6444	25_year_Existing	740.00	6804.49	6807.11	6806.63	6807.45	0.038668	8.70	222.14	124.17	0.98
Reach-1	6444	50_year_Existing	920.00	6804.49	6807.32	6806.84	6807.73	0.042748	9.66	248.69	126.36	1.04
Reach-1	6444	100_year_Existin	1100.00	6804.49	6807.52	6807.04	6807.99	0.046337	10.53	272.94	128.32	1.10
Reach-1	6444	500_year_Existin	1700.00	6804.49	6808.23	6807.60	6808.64	0.045569	12.12	367.84	135.74	1.13
Reach-1	6082	2_year_Existing	130.00	6794.21	6795.42	6795.20	6795.49	0.021355	3.77	85.15	131.95	0.64
Reach-1	6082	5_year_Existing	290.00	6794.21	6795.83	6795.45	6795.93	0.023322	4.86	140.45	141.29	0.70
Reach-1	6082	10_year_Existing	420.00	6794.21	6796.05	6795.62	6796.19	0.025824	5.63	173.49	146.55	0.76
Reach-1	6082	25_year_Existing	740.00	6794.21	6796.63		6796.81	0.022914	6.43	261.74	157.11	0.75
Reach-1	6082	50_year_Existing	920.00	6794.21	6796.94		6797.13	0.021070	6.70	310.25	161.85	0.73
Reach-1	6082	100_year_Existin	1100.00	6794.21	6797.22		6797.42	0.019825	6.95	356.06	166.19	0.72
Reach-1	6082	500_year_Existin	1700.00	6794.21	6797.89		6798.16	0.020321	8.10	471.58	176.89	0.76
Reach-1	5668	2_year_Existing	130.00	6783.11	6784.40	6784.32	6784.57	0.033339	4.80	63.64	114.38	0.81
Reach-1	5668	5_year_Existing	290.00	6783.11	6784.86	6784.65	6785.05	0.029749	5.71	123.63	147.59	0.81
Reach-1	5668	10_year_Existing	420.00	6783.11	6785.16	6784.87	6785.36	0.026451	6.07	171.97	169.67	0.78
Reach-1	5668	25_year_Existing	740.00	6783.11	6785.59	6785.26	6785.87	0.030782	7.51	250.78	200.54	0.87
Reach-1	5668	50_year_Existing	920.00	6783.11	6785.75	6785.45	6786.08	0.034783	8.34	282.89	211.83	0.94
Reach-1	5668	100_year_Existin	1100.00	6783.11	6785.92	6785.63	6786.31	0.038212	9.16	322.88	239.36	1.00
Reach-1	5668	500_year_Existin	1700.00	6783.11	6786.40	6786.18	6786.85	0.038528	10.28	447.31	273.90	1.03
Reach-1	5275	2_year_Existing	130.00	6771.81	6774.63	6774.63	6775.01	0.018464	5.57	48.54	85.96	0.72
Reach-1	5275	5_year_Existing	300.00	6771.81	6775.24	6775.24	6775.68	0.019609	6.95	117.56	140.23	0.76
Reach-1	5275	10_year_Existing	440.00	6771.81	6775.54	6775.54	6776.03	0.021421	7.84	163.19	166.67	0.83
Reach-1	5275	25_year_Existing	770.00	6771.81	6776.18	6776.04	6776.62	0.018665	8.42	288.21	223.62	0.81
Reach-1	5275	50_year_Existing	960.00	6771.81	6776.49	6776.23	6776.91	0.018659	8.52	363.41	251.76	0.78
Reach-1	5275	100_year_Existin	1200.00	6771.81	6776.82	6776.49	6777.22	0.015991	8.75	449.99	280.67	0.77
Reach-1	5275	500_year_Existin	1700.00	6771.81	6777.35	6776.87	6777.74	0.015427	9.32	609.72	327.38	0.77
Reach-1	4761	2_year_Existing	130.00	6763.61	6765.19	6764.83	6765.31	0.009711	4.63	97.40	128.79	0.68
Reach-1	4761	5_year_Existing	300.00	6763.61	6765.84	6765.37	6765.99	0.009094	5.73	204.91	203.31	0.70
Reach-1	4761	10_year_Existing	440.00	6763.61	6766.20	6765.66	6766.36	0.008600	6.26	285.29	244.82	0.70
Reach-1	4761	25_year_Existing	770.00	6763.61	6766.31	6766.15	6766.70	0.021504	10.09	312.36	257.04	1.11
Reach-1	4761	50_year_Existing	960.00	6763.61	6766.46	6766.37	6766.93	0.024407	11.16	354.27	272.47	1.19
Reach-1	4761	100_year_Existin	1200.00	6763.61	6766.64	6766.60	6767.16	0.026673	12.16	402.96	281.53	1.28
Reach-1	4761	500_year_Existin	1700.00	6763.61	6766.99	6766.91	6767.58	0.028707	13.60	503.81	299.44	1.33

HEC-RAS Plan: JC Existing River: Jackson Creek Reach: Reach-1 (Continued)

Reach	River Sta	Profile	Q Total	Min Ch El	W.S. Elev	Crit W.S.	E.G. Elev	E.G. Slope	Vel Chnl	Flow Area	Top Width	Froude # Chl
			(cfs)	(ft)	(ft)	(ft)	(ft)	(ft/ft)	(ft/s)	(sq ft)	(ft)	
Reach-1	4473	2_year_Existing	180.00	6757.28	6758.81	6758.81	6759.10	0.043081	7.10	85.80	125.23	1.09
Reach-1	4473	5_year_Existing	390.00	6757.28	6759.21	6759.21	6759.65	0.054131	9.49	139.50	143.66	1.28
Reach-1	4473	10_year_Existing	570.00	6757.28	6759.48	6759.48	6760.00	0.058289	10.83	179.21	155.81	1.36
Reach-1	4473	25_year_Existing	990.00	6757.28	6760.83		6761.06	0.016011	8.04	431.19	215.84	0.78
Reach-1	4473	50_year_Existing	1200.00	6757.28	6761.25		6761.47	0.013893	8.09	524.24	234.15	0.74
Reach-1	4473	100_year_Existin	1500.00	6757.28	6761.70		6761.92	0.012303	8.22	636.05	254.07	0.71
Reach-1	4473	500_year_Existin	2100.00	6757.28	6762.50		6762.71	0.010437	8.50	847.08	274.33	0.67
Reach-1	4186	2_year_Existing	180.00	6751.50	6756.25	6753.74	6756.28	0.000655	2.06	274.38	98.46	0.17
Reach-1	4186	5_year_Existing	390.00	6751.50	6757.06	6754.49	6757.12	0.001520	3.49	357.56	108.41	0.26
Reach-1	4186	10_year_Existing	570.00	6751.50	6757.53	6754.95	6757.64	0.002255	4.49	410.18	114.25	0.33
Reach-1	4186	25_year_Existing	990.00	6751.50	6758.35		6758.65	0.005147	7.40	526.51	187.83	0.50
Reach-1	4186	50_year_Existing	1200.00	6751.50	6758.76		6759.09	0.005471	7.94	609.08	205.88	0.52
Reach-1	4186	100_year_Existin	1500.00	6751.50	6759.25		6759.59	0.005718	8.48	710.12	212.60	0.54
Reach-1	4186	500_year_Existin	2100.00	6751.50	6760.13		6760.49	0.005883	9.26	903.03	224.92	0.56
Reach-1	4110	2_year_Existing	180.00	6748.30	6756.21	6751.08	6756.24	0.000403	1.37	217.54	107.47	0.09
Reach-1	4110	5_year_Existing	390.00	6748.30	6756.96	6752.35	6757.03	0.001028	2.35	300.30	113.60	0.15
Reach-1	4110	10_year_Existing	570.00	6748.30	6757.39	6753.10	6757.49	0.001591	3.04	349.49	117.47	0.19
Reach-1	4110	25_year_Existing	990.00	6748.30	6758.12	6754.59	6758.31	0.002880	4.34	437.90	124.11	0.26
Reach-1	4110	50_year_Existing	1200.00	6748.30	6758.50	6755.31	6758.72	0.003321	4.80	485.08	127.51	0.29
Reach-1	4110	100_year_Existin	1500.00	6748.30	6758.92	6756.51	6759.19	0.003992	5.43	540.04	130.90	0.32
Reach-1	4110	500_year_Existin	2100.00	6748.30	6759.72	6757.32	6760.08	0.004961	6.40	647.50	137.14	0.36
Reach-1	4044		Culvert									
Reach-1	3978	2_year_Existing	180.00	6743.22	6747.81	6745.99	6748.00	0.002761	3.46	55.03	25.36	0.34
Reach-1	3978	5_year_Existing	390.00	6743.22	6749.45	6747.25	6749.77	0.002891	4.67	108.83	39.21	0.37
Reach-1	3978	10_year_Existing	570.00	6743.22	6750.55	6748.15	6750.96	0.002938	5.39	158.97	76.36	0.39
Reach-1	3978	25_year_Existing	990.00	6743.22	6752.63	6749.62	6752.98	0.002081	5.55	384.56	116.42	0.35
Reach-1	3978	50_year_Existing	1200.00	6743.22	6753.91	6750.21	6754.18	0.001460	5.13	538.47	124.27	0.30
Reach-1	3978	100_year_Existin	1500.00	6743.22	6755.03	6751.54	6755.30	0.001305	5.24	682.83	132.08	0.29
Reach-1	3978	500_year_Existin	2100.00	6743.22	6757.48	6752.45	6757.71	0.000941	5.12	1032.34	153.21	0.25
Reach-1	3890	2_year_Existing	210.00	6742.82	6747.60	6745.75	6747.76	0.002509	3.38	84.06	33.81	0.31
Reach-1	3890	5_year_Existing	450.00	6742.82	6749.21	6746.88	6749.50	0.002958	4.67	146.08	43.33	0.36
Reach-1	3890	10_year_Existing	660.00	6742.82	6750.30	6747.87	6750.67	0.003086	5.41	197.16	49.88	0.38
Reach-1	3890	25_year_Existing	1100.00	6742.82	6752.23	6749.04	6752.72	0.003064	6.43	304.38	61.34	0.39
Reach-1	3890	50_year_Existing	1400.00	6742.82	6753.37	6749.78	6753.91	0.002986	6.92	378.03	68.11	0.40
Reach-1	3890	100_year_Existin	1700.00	6742.82	6754.45	6750.42	6755.03	0.002875	7.29	455.70	80.23	0.40
Reach21	3890	500_year_Existin	2400.00	6742.82	6756.86	6751.79	6757.46	0.002418	7.68	650.99	205.92	0.38
Reach-1	3796		Bridge									
Reach-1	3682	2_year_Existing	210.00	6742.42	6745.35	6745.35	6746.15	0.029948	7.31	32.28	22.46	0.95
Reach-1	3682	5_year_Existing	450.00	6742.42	6746.45	6746.45	6747.72	0.026040	9.35	60.74	29.12	0.96
Reach-1	3682	10_year_Existing	660.00	6742.42	6747.27	6747.27	6748.78	0.022923	10.35	86.75	34.08	0.94
Reach-1	3682	25_year_Existing	1100.00	6742.42	6748.63	6748.63	6750.55	0.020417	12.00	138.45	42.25	0.94
Reach-1	3682	50_year_Existing	1400.00	6742.42	6749.37	6749.37	6751.55	0.019851	12.95	171.42	46.71	0.94
Reach-1	3682	100_year_Existin	1700.00	6742.42	6750.08	6750.08	6752.44	0.018891	13.64	206.16	50.94	0.94
Reach-1	3682	500_year_Existin	2400.00	6742.42	6751.46	6751.46	6754.22	0.017991	15.12	282.00	59.13	0.95
Reach-1	3538	2_year_Existing	210.00	6733.50	6736.19	6735.35	6736.40	0.009205	5.17	94.01	53.24	0.57
Reach-1	3538	5_year_Existing	450.00	6733.50	6737.55	6736.05	6737.84	0.008298	6.52	184.63	60.25	0.58
Reach-1	3538	10_year_Existing	660.00	6733.50	6738.26	6736.82	6738.61	0.008659	7.45	245.87	91.38	0.61
Reach-1	3538	25_year_Existing	1100.00	6733.50	6739.63	6737.99	6740.02	0.007502	8.25	384.42	110.97	0.60
Reach-1	3538	50_year_Existing	1400.00	6733.50	6740.51	6738.48	6740.92	0.006916	8.68	494.62	152.83	0.58
Reach-1	3538	100_year_Existin	1700.00	6733.50	6741.17	6738.84	6741.59	0.006578	9.01	612.01	200.72	0.58
Reach-1	3538	500_year_Existin	2400.00	6733.50	6742.52	6739.75	6742.89	0.005381	9.10	946.52	285.14	0.54
Reach-1	3249	2_year_Existing	210.00	6729.50	6732.30	6732.00	6732.93	0.015756	6.99	47.17	29.54	0.76
Reach-1	3249	5_year_Existing	450.00	6729.50	6733.48	6733.23	6734.48	0.016629	9.21	88.55	40.21	0.83
Reach-1	3249	10_year_Existing	660.00	6729.50	6734.60		6735.57	0.012512	9.49	139.08	50.25	0.75
Reach-1	3249	25_year_Existing	1100.00	6729.50	6735.94		6737.17	0.012612	11.20	214.63	62.32	0.79
Reach-1	3249	50_year_Existing	1400.00	6729.50	6736.42		6737.97	0.014965	12.80	245.06	66.56	0.87
Reach-1	3249	100_year_Existin	1700.00	6729.50	6737.09		6738.74	0.014842	13.49	291.67	72.59	0.87
Reach-1	3249	500_year_Existin	2400.00	6729.50	6738.13	6737.83	6740.21	0.016352	15.57	372.55	82.00	0.94
Reach-1	2751	2_year_Existing	210.00	6721.50	6724.58	6724.24	6725.16	0.015378	7.36	62.60	35.38	0.76
Reach-1	2751	5_year_Existing	450.00	6721.50	6726.03	6725.44	6726.82	0.014028	9.19	123.81	49.17	0.77
Reach-1	2751	10_year_Existing	660.00	6721.50	6726.55	6726.09	6727.81	0.019812	11.77	152.03	59.83	0.94
Reach-1	2751	25_year_Existing	1100.00	6721.50	6727.83	6727.83	6729.36	0.019825	13.74	244.77	82.95	0.97
Reach-1	2751	50_year_Existing	1400.00	6721.50	6728.94	6728.00	6730.32	0.015587	13.60	354.37	117.60	0.89
Reach-1	2751	100_year_Existin	1700.00	6721.50	6729.45	6729.22	6730.97	0.016503	14.64	418.83	135.07	0.92
Reach-1	2751	500_year_Existin	2400.00	6721.50	6730.54	6730.43	6732.04	0.015748	15.61	577.52	154.55	0.92
Reach-1	2655	2_year_Existing	210.00	6718.40	6723.88	6722.03	6724.15	0.005636	4.23	62.87	48.87	0.40
Reach-1	2655	5_year_Existing	450.00	6718.40	6725.59	6723.84	6725.86	0.004462	4.81	205.09	116.54	0.37
Reach-1	2655	10_year_Existing	660.00	6718.40	6725.82	6724.90	6726.31	0.007645	6.49	233.78	125.72	0.49
Reach-1	2655	25_year_Existing	1100.00	6718.40	6727.56	6726.00	6727.87	0.004434	5.94	485.62	193.15	0.39

HEC-RAS Plan: JC Existing River: Jackson Creek Reach: Reach-1 (Continued)

Reach	River Sta	Profile	Q Total	Min Ch El	W.S. Elev	Crit W.S.	E.G. Elev	E.G. Slope	Vel Chnl	Flow Area	Top Width	Froude # Chl
			(cfs)	(ft)	(ft)	(ft)	(ft)	(ft/ft)	(ft/s)	(sq ft)	(ft)	
Reach-1	2655	50_year_Existing	1400.00	6718.40	6729.02	6726.65	6729.21	0.002642	5.18	791.21	249.75	0.31
Reach-1	2655	100_year_Existin	1700.00	6718.40	6729.56	6726.97	6729.78	0.002850	5.60	973.14	270.46	0.32
Reach-1	2655	500_year_Existin	2400.00	6718.40	6730.61	6727.65	6730.85	0.003050	6.22	1279.20	311.27	0.34
Reach-1	2617		Bridge									
Reach-1	2554	2_year_Existing	210.00	6718.03	6722.33	6721.66	6722.99	0.017180	6.50	32.30	12.59	0.72
Reach-1	2554	5_year_Existing	450.00	6718.03	6723.47	6723.47	6724.76	0.022760	9.22	61.03	47.25	0.87
Reach-1	2554	10_year_Existing	660.00	6718.03	6724.52	6724.52	6725.68	0.016192	9.26	133.17	89.46	0.77
Reach-1	2554	25_year_Existing	1100.00	6718.03	6725.69	6725.69	6726.89	0.014616	10.25	264.83	134.96	0.76
Reach-1	2554	50_year_Existing	1400.00	6718.03	6726.27	6726.27	6727.48	0.014210	10.78	348.97	157.34	0.76
Reach-1	2554	100_year_Existin	1700.00	6718.03	6726.42	6726.42	6727.99	0.018339	12.44	372.88	163.25	0.86
Reach-1	2554	500_year_Existin	2400.00	6718.03	6727.53	6727.53	6728.98	0.015719	12.80	577.77	206.12	0.82
Reach-1	2375	2_year_Existing	210.00	6717.50	6718.83	6718.68	6719.02	0.025813	5.81	117.73	148.77	0.95
Reach-1	2375	5_year_Existing	450.00	6717.50	6719.39	6719.08	6719.64	0.023081	7.14	204.55	162.04	0.96
Reach-1	2375	10_year_Existing	660.00	6717.50	6719.77	6719.35	6720.07	0.022353	8.03	267.98	171.07	0.98
Reach-1	2375	25_year_Existing	1100.00	6717.50	6720.97	6719.86	6721.20	0.010299	7.37	483.29	188.32	0.72
Reach-1	2375	50_year_Existing	1400.00	6717.50	6721.40	6720.13	6721.67	0.010415	8.04	565.52	195.30	0.73
Reach-1	2375	100_year_Existin	1700.00	6717.50	6721.78	6720.36	6722.09	0.010525	8.63	642.07	201.58	0.76
Reach-1	2375	500_year_Existin	2400.00	6717.50	6722.56	6720.89	6722.95	0.010826	9.83	803.69	214.24	0.78
Reach-1	2087	2_year_Existing	210.00	6712.26	6714.39	6714.12	6714.48	0.010505	4.86	145.06	164.57	0.63
Reach-1	2087	5_year_Existing	450.00	6712.26	6714.90	6714.47	6715.05	0.011537	6.04	237.88	176.78	0.69
Reach-1	2087	10_year_Existing	660.00	6712.26	6715.27	6714.71	6715.45	0.011943	6.76	304.81	184.41	0.71
Reach-1	2087	25_year_Existing	1100.00	6712.26	6715.11	6715.11	6715.74	0.045062	12.60	274.74	181.02	1.37
Reach-1	2087	50_year_Existing	1400.00	6712.26	6715.34	6715.34	6716.06	0.047654	13.71	317.46	185.81	1.43
Reach-1	2087	100_year_Existin	1700.00	6712.26	6715.55	6715.55	6716.35	0.049863	14.70	356.56	190.09	1.48
Reach-1	2087	500_year_Existin	2400.00	6712.26	6715.98	6715.98	6716.96	0.052978	16.56	441.40	199.07	1.56
Reach-1	1287	2_year_Existing	210.00	6697.50	6700.07	6700.07	6700.69	0.032993	7.98	81.39	62.06	0.90
Reach-1	1287	5_year_Existing	450.00	6697.50	6701.00	6701.00	6701.57	0.026728	8.91	142.39	107.19	0.86
Reach-1	1287	10_year_Existing	660.00	6697.50	6701.50		6702.06	0.024949	9.45	199.41	118.47	0.85
Reach-1	1287	25_year_Existing	1100.00	6697.50	6703.67	6701.98	6703.85	0.006084	6.28	508.53	166.83	0.45
Reach-1	1287	50_year_Existing	1400.00	6697.50	6705.01	6702.30	6705.13	0.003509	5.45	752.47	196.77	0.35
Reach-1	1287	100_year_Existin	1700.00	6697.50	6706.42	6702.58	6706.50	0.002143	4.79	1051.25	228.16	0.28
Reach-1	1287	500_year_Existin	2400.00	6697.50	6709.59	6703.20	6709.63	0.000942	3.89	1895.42	312.33	0.20
Reach-1	1185	2_year_Existing	210.00	6694.77	6699.78	6697.39	6699.86	0.001690	2.55	187.74	180.44	0.22
Reach-1	1185	5_year_Existing	450.00	6694.77	6700.49	6698.63	6700.61	0.002812	3.64	320.53	193.91	0.29
Reach-1	1185	10_year_Existing	660.00	6694.77	6700.99	6699.38	6701.13	0.003284	4.20	419.65	204.16	0.32
Reach-1	1185	25_year_Existing	1100.00	6694.77	6703.53	6700.48	6703.58	0.000981	2.95	1032.10	274.48	0.18
Reach-1	1185	50_year_Existing	1400.00	6694.77	6704.92	6700.80	6704.96	0.000679	2.73	1446.07	320.76	0.16
Reach-1	1185	100_year_Existin	1700.00	6694.77	6706.36	6701.07	6706.39	0.000466	2.49	1937.25	362.15	0.13
Reach-1	1185	500_year_Existin	2400.00	6694.77	6709.56	6701.58	6709.57	0.000249	2.16	3301.56	510.52	0.10
Reach-1	1157		Culvert									
Reach-1	1118	2_year_Existing	210.00	6694.05	6697.05	6696.68	6697.66	0.024361	6.34	37.26	34.46	0.74
Reach-1	1118	5_year_Existing	450.00	6694.05	6699.22	6698.05	6699.49	0.006063	4.95	216.97	182.04	0.41
Reach-1	1118	10_year_Existing	660.00	6694.05	6700.83	6698.68	6700.91	0.001804	3.32	532.07	210.88	0.24
Reach-1	1118	25_year_Existing	1100.00	6694.05	6703.46	6699.76	6703.51	0.000663	2.56	1178.33	279.45	0.15
Reach-1	1118	50_year_Existing	1400.00	6694.05	6704.93	6700.08	6704.96	0.000480	2.42	1814.23	322.86	0.13
Reach-1	1118	100_year_Existin	1700.00	6694.05	6706.36	6700.31	6706.38	0.000380	2.35	2113.78	401.15	0.12
Reach-1	1118	500_year_Existin	2400.00	6694.05	6709.54	6700.87	6709.55	0.000197	1.99	3833.31	518.60	0.09
Reach-1	1063	2_year_Existing	210.00	6691.74	6698.88	6695.49	6697.11	0.002970	4.34	104.45	68.33	0.40
Reach-1	1063	5_year_Existing	450.00	6691.74	6699.14	6696.95	6699.29	0.001433	4.14	285.47	201.02	0.30
Reach-1	1063	10_year_Existing	660.00	6691.74	6700.69	6697.63	6700.82	0.001057	4.14	417.69	247.02	0.27
Reach-1	1063	25_year_Existing	1100.00	6691.74	6703.31	6698.70	6703.44	0.000811	4.42	641.33	312.03	0.24
Reach-1	1063	50_year_Existing	1400.00	6691.74	6704.74	6699.19	6704.89	0.000764	4.69	764.01	344.63	0.24
Reach-1	1063	100_year_Existin	1700.00	6691.74	6706.15	6699.60	6706.31	0.000711	4.88	884.60	376.87	0.24
Reach-1	1063	500_year_Existin	2400.00	6691.74	6709.32	6700.49	6709.49	0.000608	5.22	1154.52	443.26	0.23
Reach-1	1025		Bridge									
Reach-1	974	2_year_Existing	210.00	6691.08	6694.82	6694.82	6695.85	0.011344	8.41	34.76	21.99	0.96
Reach-1	974	5_year_Existing	450.00	6691.08	6695.86	6696.34	6697.60	0.013167	11.41	81.36	61.76	1.09
Reach-1	974	10_year_Existing	660.00	6691.08	6696.14	6697.12	6699.01	0.020238	14.92	99.33	66.88	1.37
Reach-1	974	25_year_Existing	1100.00	6691.08	6696.79	6698.24	6701.24	0.027410	19.36	146.48	93.40	1.64
Reach-1	974	50_year_Existing	1400.00	6691.08	6697.15	6698.83	6702.51	0.031099	21.74	174.09	123.50	1.77
Reach-1	974	100_year_Existin	1700.00	6691.08	6697.45	6699.31	6703.71	0.034542	23.90	198.57	143.73	1.89
Reach-1	974	500_year_Existin	2400.00	6691.08	6698.02	6700.34	6706.27	0.041938	28.31	246.68	181.06	2.12
Reach-1	780	2_year_Existing	210.00	6685.90	6688.17	6688.88	6690.35	0.120692	13.84	27.47	23.90	1.68
Reach-1	780	5_year_Existing	450.00	6685.90	6689.19	6690.05	6691.81	0.102009	16.52	57.24	34.68	1.84
Reach-1	780	10_year_Existing	660.00	6685.90	6690.20	6690.75	6692.22	0.062203	15.55	97.76	45.42	1.35
Reach-1	780	25_year_Existing	1100.00	6685.90	6691.68	6691.88	6693.40	0.041649	15.60	176.75	61.15	1.16
Reach-1	780	50_year_Existing	1400.00	6685.90	6692.45	6692.49	6694.12	0.036780	15.96	226.71	69.28	1.11
Reach-1	780	100_year_Existin	1700.00	6685.90	6692.94	6693.04	6694.77	0.038131	17.06	261.73	74.45	1.15
Reach-1	780	500_year_Existin	2400.00	6685.90	6694.26	6693.93	6696.22	0.035129	18.42	371.39	98.25	1.13

HEC-RAS Plan: JC Existing River: Jackson Creek Reach: Reach-1 (Continued)

Reach	River Sta	Profile	Q Total	Min Ch El	W.S. Elev	Crit W.S.	E.G. Elev	E.G. Slope	Vel Chnl	Flow Area	Top Width	Froude # Chl
			(cfs)	(ft)	(ft)	(ft)	(ft)	(ft/ft)	(ft/s)	(sq ft)	(ft)	
Reach-1	424	2_year_Existing	210.00	6675.79	6678.41	6678.06	6678.72	0.017784	5.97	58.69	44.42	0.67
Reach-1	424	5_year_Existing	450.00	6675.79	6679.18	6678.85	6679.69	0.022216	8.00	97.78	56.66	0.78
Reach-1	424	10_year_Existing	660.00	6675.79	6679.65	6679.36	6680.29	0.024456	9.19	126.26	63.28	0.84
Reach-1	424	25_year_Existing	1100.00	6675.79	6680.39	6680.11	6681.27	0.028804	11.20	177.14	75.52	0.93
Reach-1	424	50_year_Existing	1400.00	6675.79	6680.77	6680.67	6681.80	0.030965	12.30	207.01	81.45	0.98
Reach-1	424	100_year_Existin	1700.00	6675.79	6681.08	6681.02	6682.25	0.032918	13.22	232.76	84.11	1.02
Reach-1	424	500_year_Existin	2400.00	6675.79	6681.68	6681.68	6683.18	0.037427	15.18	284.47	89.22	1.11
Reach-1	114	2_year_Existing	210.00	6672.77	6674.48	6674.31	6674.60	0.010018	4.98	114.86	148.58	0.70
Reach-1	114	5_year_Existing	450.00	6672.77	6674.99	6674.63	6675.14	0.010001	5.98	192.26	159.38	0.73
Reach-1	114	10_year_Existing	660.00	6672.77	6675.35	6674.82	6675.53	0.009999	6.65	251.59	172.76	0.75
Reach-1	114	25_year_Existing	1100.00	6672.77	6675.95	6675.19	6676.18	0.010006	7.70	364.69	200.69	0.78
Reach-1	114	50_year_Existing	1400.00	6672.77	6676.27	6675.43	6676.53	0.010009	8.23	430.07	208.78	0.79
Reach-1	114	100_year_Existin	1700.00	6672.77	6676.54	6675.64	6676.83	0.010010	8.67	488.54	212.36	0.80
Reach-1	114	500_year_Existin	2400.00	6672.77	6677.34	6676.13	6677.63	0.007999	8.84	660.83	223.06	0.74


Jackson Creek Plan: Jackson Creek Future 11/29/2005
Jackson Creek Reach-1
Legend
WS 500_year_Future
WS 100_year_Future
WS 50_year_Future
WS 25_year_Future
WS 10_year_Future
WS 5_year_Future
WS 2_year_Future
Ground
Elevation (ft)
6720
6710
6700
6690
6680
6670
6660
114 Jackson Creek 0.5
424 Jackson Creek 1.0
780 Jackson Creek 2.0
974 RAIL-ROAD-(JA)-DS
1025 RAIL-ROAD-(JA)-TOR (ID: JA1)
1063 RAIL-ROAD-(JA)-US
1118 SANTA-FE-TRAIL-(JA)-DS
1157 SANTA-FE-TRAIL-(JA)-TOR (ID: JA2)
1287 Jackson Creek 3.0
2087 Jackson Creek 4.5
0
500
1000
1500
2000
Main Channel Distance (ft)

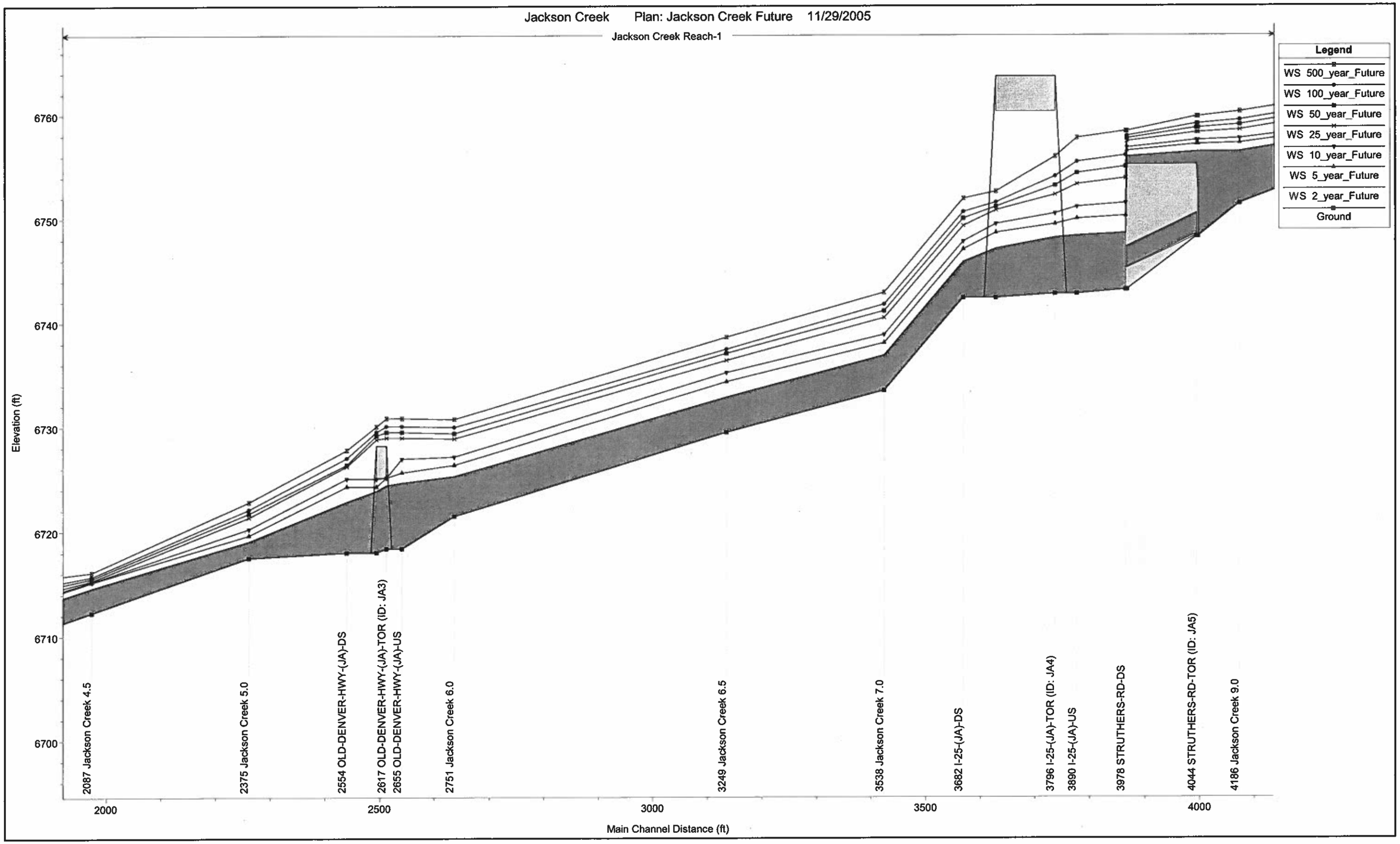
Jackson Creek Plan: Jackson Creek Future 11/29/2005
Jackson Creek Reach-1
Legend
WS 500_year_Future
WS 100_year_Future
WS 50_year_Future
WS 25_year_Future
WS 10_year_Future
WS 5_year_Future
WS 2_year_Future
Ground
Elevation (ft)
6760
6750
6740
6730
6720
6710
6700
2087 Jackson Creek 4.5
2375 Jackson Creek 5.0
2554 OLD-DENVER-HWY-(JA)-DS
2617 OLD-DENVER-HWY-(JA)-TOR (ID: JA3)
2655 OLD-DENVER-HWY-(JA)-US
2751 Jackson Creek 6.0
3249 Jackson Creek 6.5
3538 Jackson Creek 7.0
3682 I-25-(JA)-DS
3796 I-25-(JA)-TOR (ID: JA4)
3890 I-25-(JA)-US
3978 STRUTHERS-RD-DS
4044 STRUTHERS-RD-TOR (ID: JA5)
4186 Jackson Creek 9.0
2000
2500
3000
3500
4000
Main Channel Distance (ft)

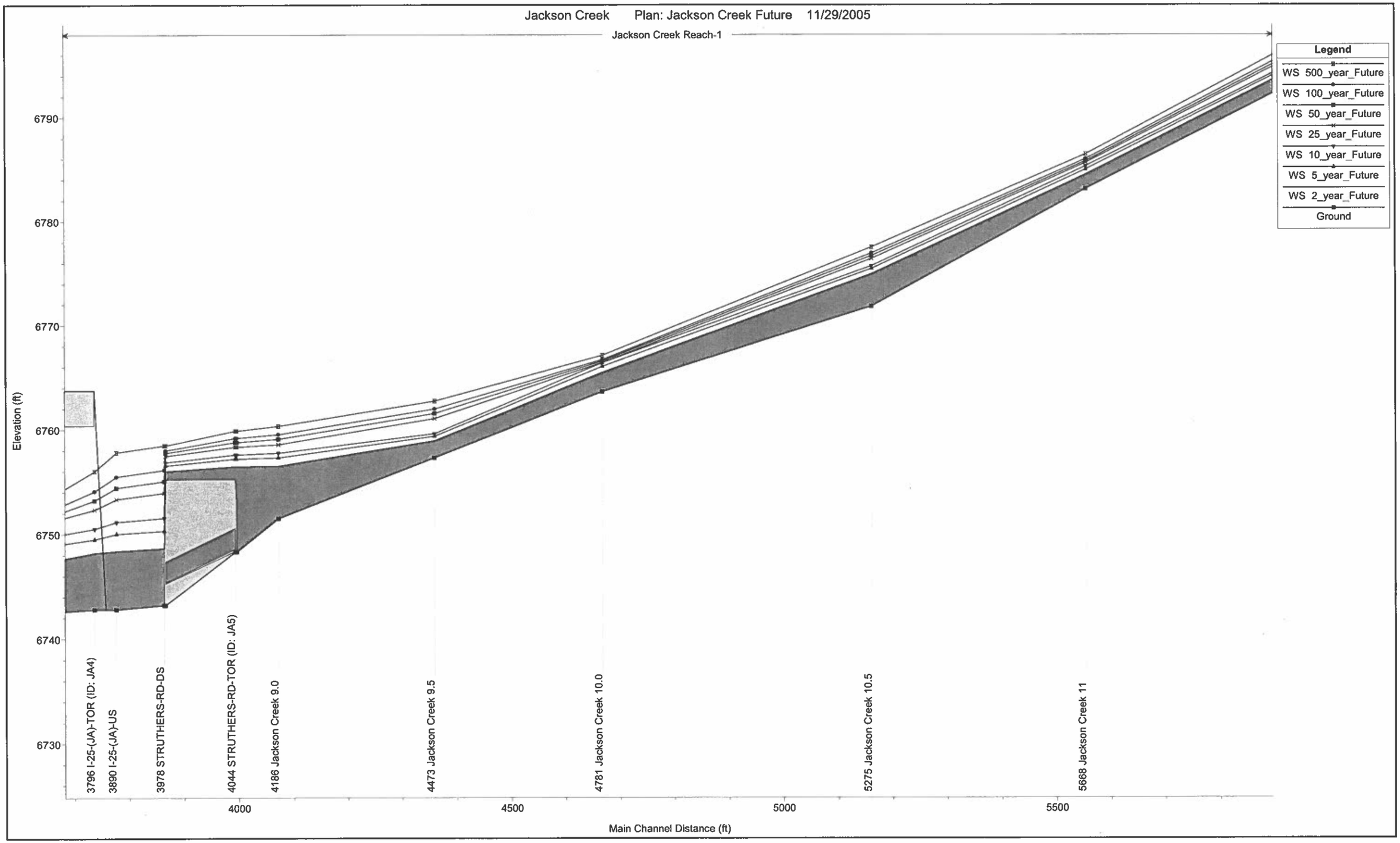
Jackson Creek Plan: Jackson Creek Future 11/29/2005
Jackson Creek Reach-1
Legend
WS 500_year_Future
WS 100_year_Future
WS 50_year_Future
WS 25_year_Future
WS 10_year_Future
WS 5_year_Future
WS 2_year_Future
Ground
Elevation (ft)
6790
6780
6770
6760
6750
6740
6730
3796 I-25-(JA)-TOR (ID: JA4)
3890 I-25-(JA)-US
3978 STRUTHERS-RD-DS
4044 STRUTHERS-RD-TOR (ID: JA5)
4186 Jackson Creek 9.0
4473 Jackson Creek 9.5
4781 Jackson Creek 10.0
5275 Jackson Creek 10.5
5668 Jackson Creek 11
4000
4500
5000
5500
Main Channel Distance (ft)

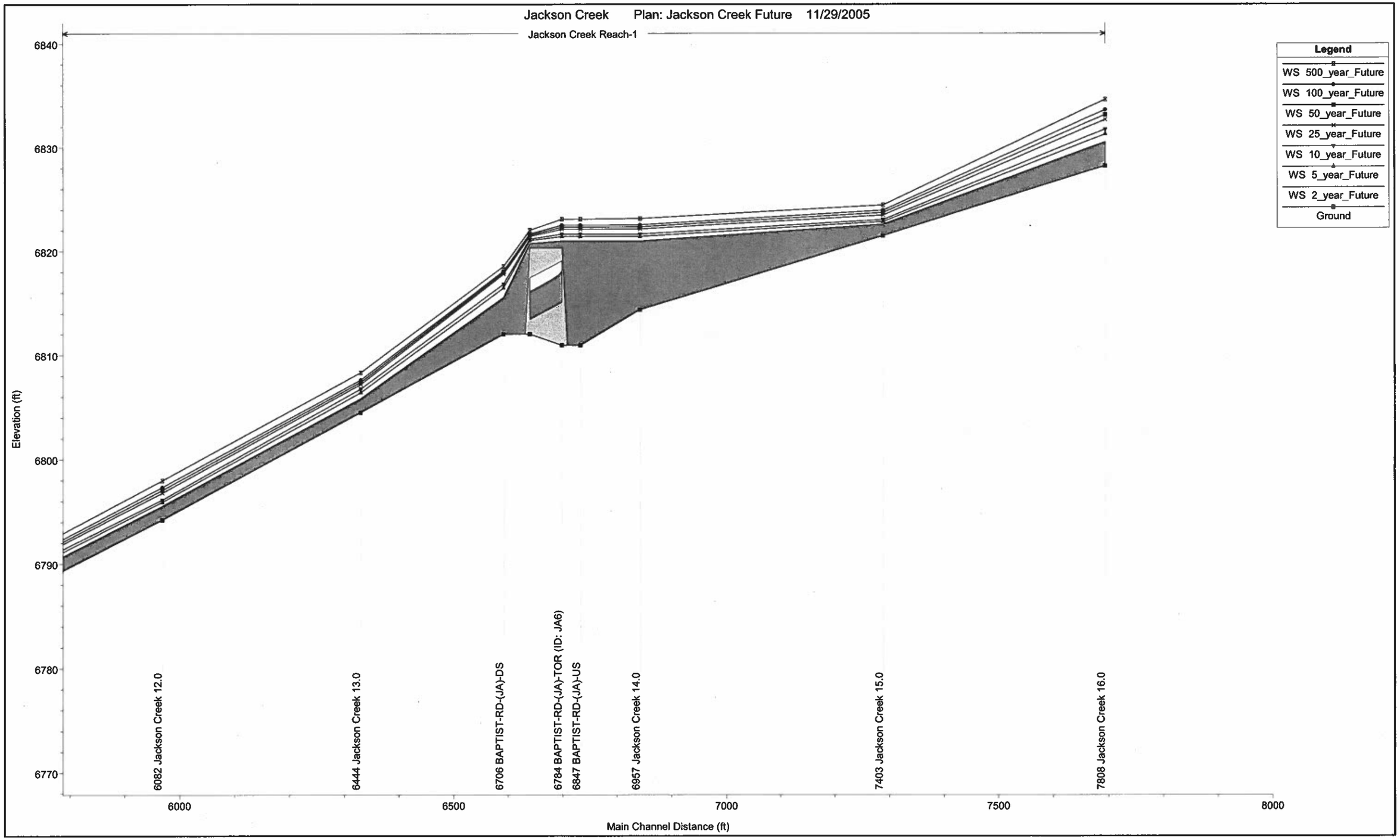
Jackson Creek Plan: Jackson Creek Future 11/29/2005
Jackson Creek Reach-1
Legend
WS 500_year_Future
WS 100_year_Future
WS 50_year_Future
WS 25_year_Future
WS 10_year_Future
WS 5_year_Future
WS 2_year_Future
Ground
Elevation (ft)
6840
6830
6820
6810
6800
6790
6780
6770
6082 Jackson Creek 12.0
6444 Jackson Creek 13.0
6706 BAPTIST-RD-(JA)-DS
6784 BAPTIST-RD-(JA)-TOR (ID: JA6)
6847 BAPTIST-RD-(JA)-US
6957 Jackson Creek 14.0
7403 Jackson Creek 15.0
7808 Jackson Creek 16.0
6000
6500
7000
7500
8000
Main Channel Distance (ft)

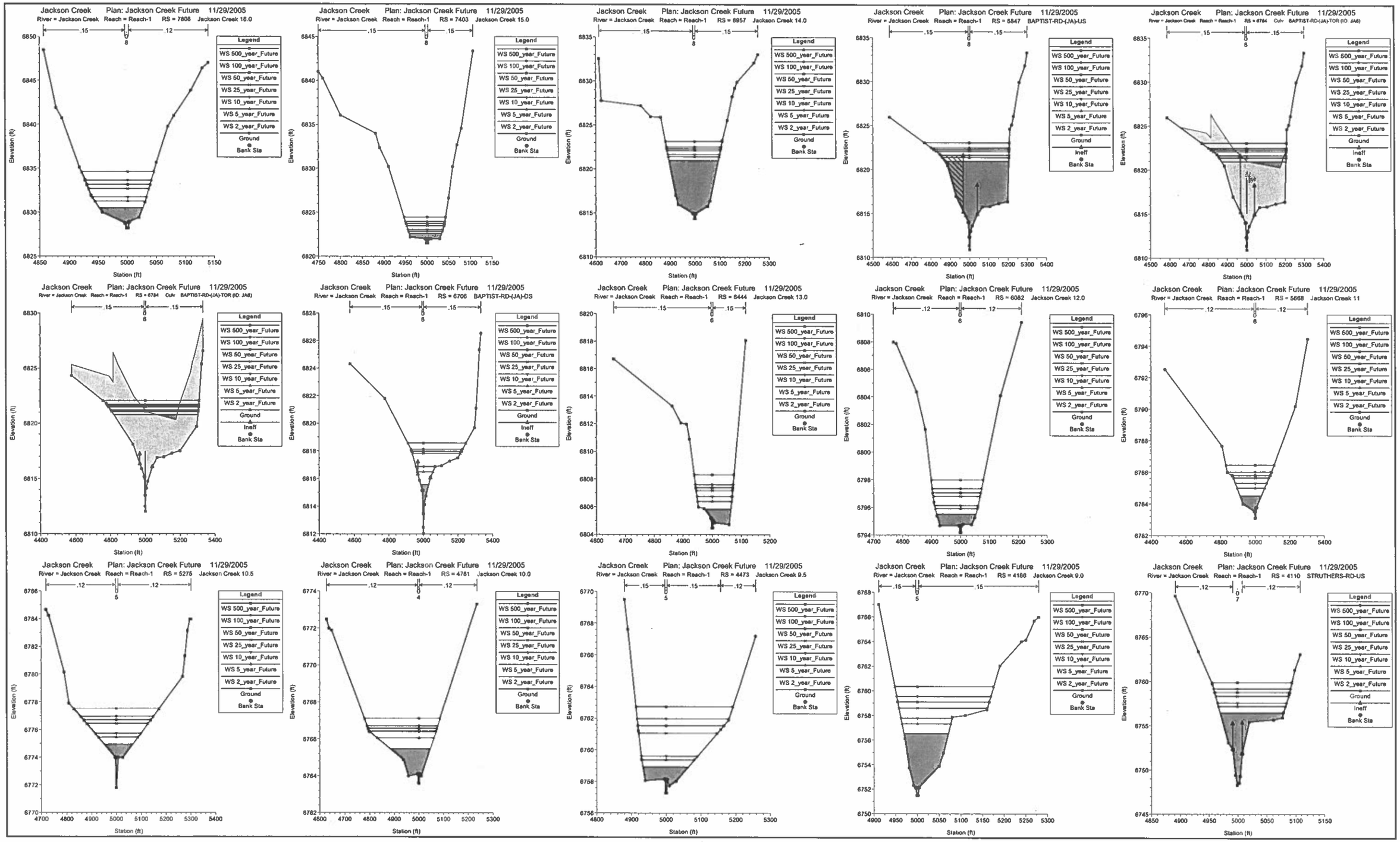
Jackson Creek Plan: Jackson Creek Future 11/29/2005
River = Jackson Creek Reach = Reach-1 RS = 7808 Jackson Creek 16.0
River = Jackson Creek Reach = Reach-1 RS = 7403 Jackson Creek 15.0
River = Jackson Creek Reach = Reach-1 RS = 6957 Jackson Creek 14.0
River = Jackson Creek Reach = Reach-1 RS = 6847 BAPTIST-RD-(JA)-US
River = Jackson Creek Reach = Reach-1 RS = 6784 Culv BAPTIST-RD-(JA)-TOR (ID: JA8)
River = Jackson Creek Reach = Reach-1 RS = 6706 BAPTIST-RD-(JA)-DS
River = Jackson Creek Reach = Reach-1 RS = 6444 Jackson Creek 13.0
River = Jackson Creek Reach = Reach-1 RS = 6082 Jackson Creek 12.0
River = Jackson Creek Reach = Reach-1 RS = 5868 Jackson Creek 11
River = Jackson Creek Reach = Reach-1 RS = 5275 Jackson Creek 10.5
River = Jackson Creek Reach = Reach-1 RS = 4781 Jackson Creek 10.0
River = Jackson Creek Reach = Reach-1 RS = 4473 Jackson Creek 9.5
River = Jackson Creek Reach = Reach-1 RS = 4186 Jackson Creek 9.0
River = Jackson Creek Reach = Reach-1 RS = 4110 STRUTHERS-RD-US
Legend
WS 500_year_Future
WS 100_year_Future
WS 50_year_Future
WS 25_year_Future
WS 10_year_Future
WS 5_year_Future
WS 2_year_Future
Ground
Ineff
Bank Sta
Elevation (ft)
Station (ft)

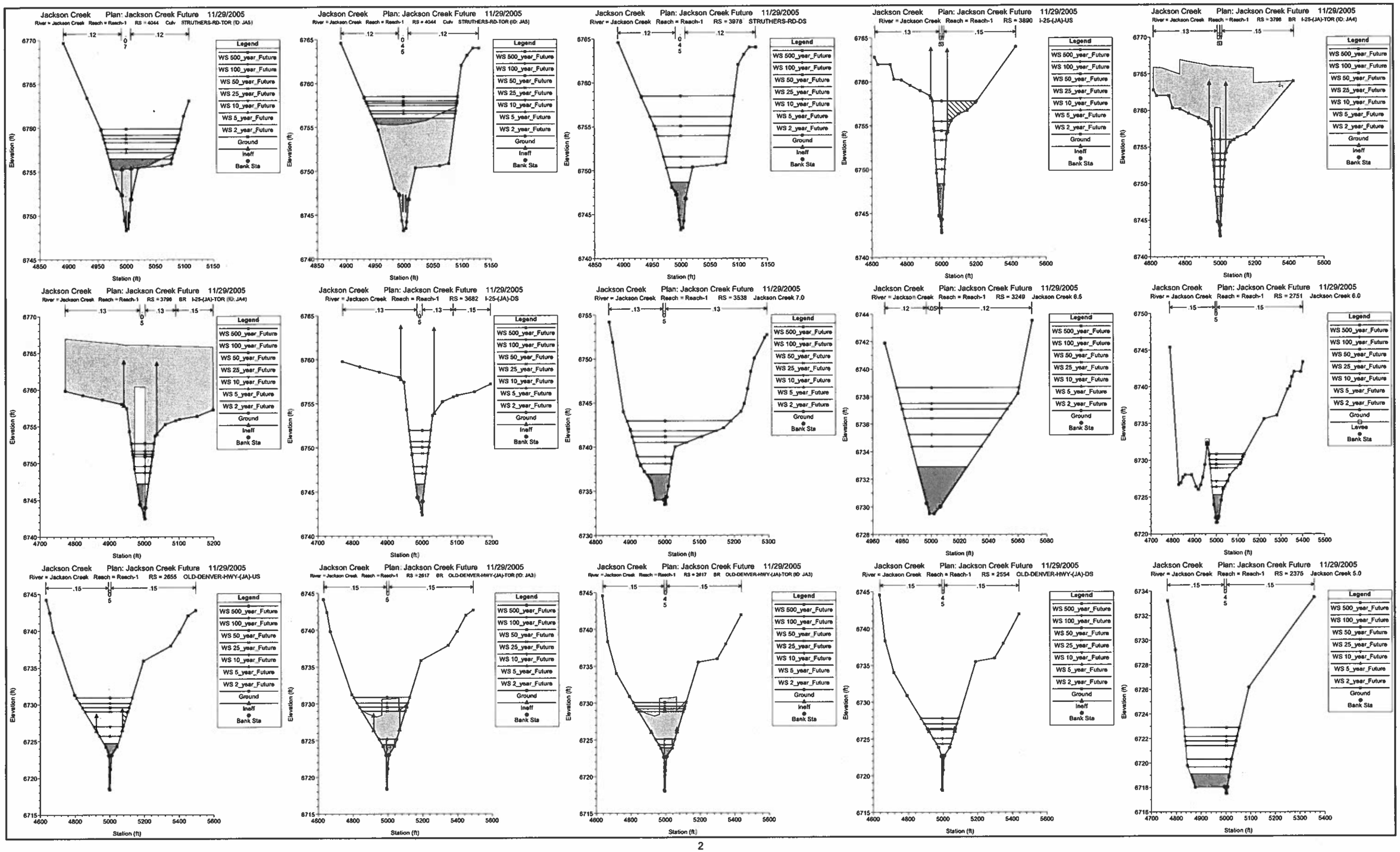
Jackson Creek Plan: Jackson Creek Future 11/29/2005
River = Jackson Creek Reach = Reach-1 RS = 4044 Culv STRUTHERS-RD-TOR (ID: JA5)
River = Jackson Creek Reach = Reach-1 RS = 3978 STRUTHERS-RD-DS
River = Jackson Creek Reach = Reach-1 RS = 3890 I-25-(JA)-US
River = Jackson Creek Reach = Reach-1 RS = 3798 BR I-25-(JA)-TOR (ID: JA4)
River = Jackson Creek Reach = Reach-1 RS = 3682 I-25-(JA)-DS
River = Jackson Creek Reach = Reach-1 RS = 3538 Jackson Creek 7.0
River = Jackson Creek Reach = Reach-1 RS = 3249 Jackson Creek 6.5
River = Jackson Creek Reach = Reach-1 RS = 2751 Jackson Creek 6.0
River = Jackson Creek Reach = Reach-1 RS = 2655 OLD-DENVER-HWY-(JA)-US
River = Jackson Creek Reach = Reach-1 RS = 2617 BR OLD-DENVER-HWY-(JA)-TOR (ID: JA3)
River = Jackson Creek Reach = Reach-1 RS = 2554 OLD-DENVER-HWY-(JA)-DS
River = Jackson Creek Reach = Reach-1 RS = 2375 Jackson Creek 5.0
Legend
WS 500_year_Future
WS 100_year_Future
WS 50_year_Future
WS 25_year_Future
WS 10_year_Future
WS 5_year_Future
WS 2_year_Future
Ground
Ineff
Bank Sta
Levee
Elevation (ft)
Station (ft)

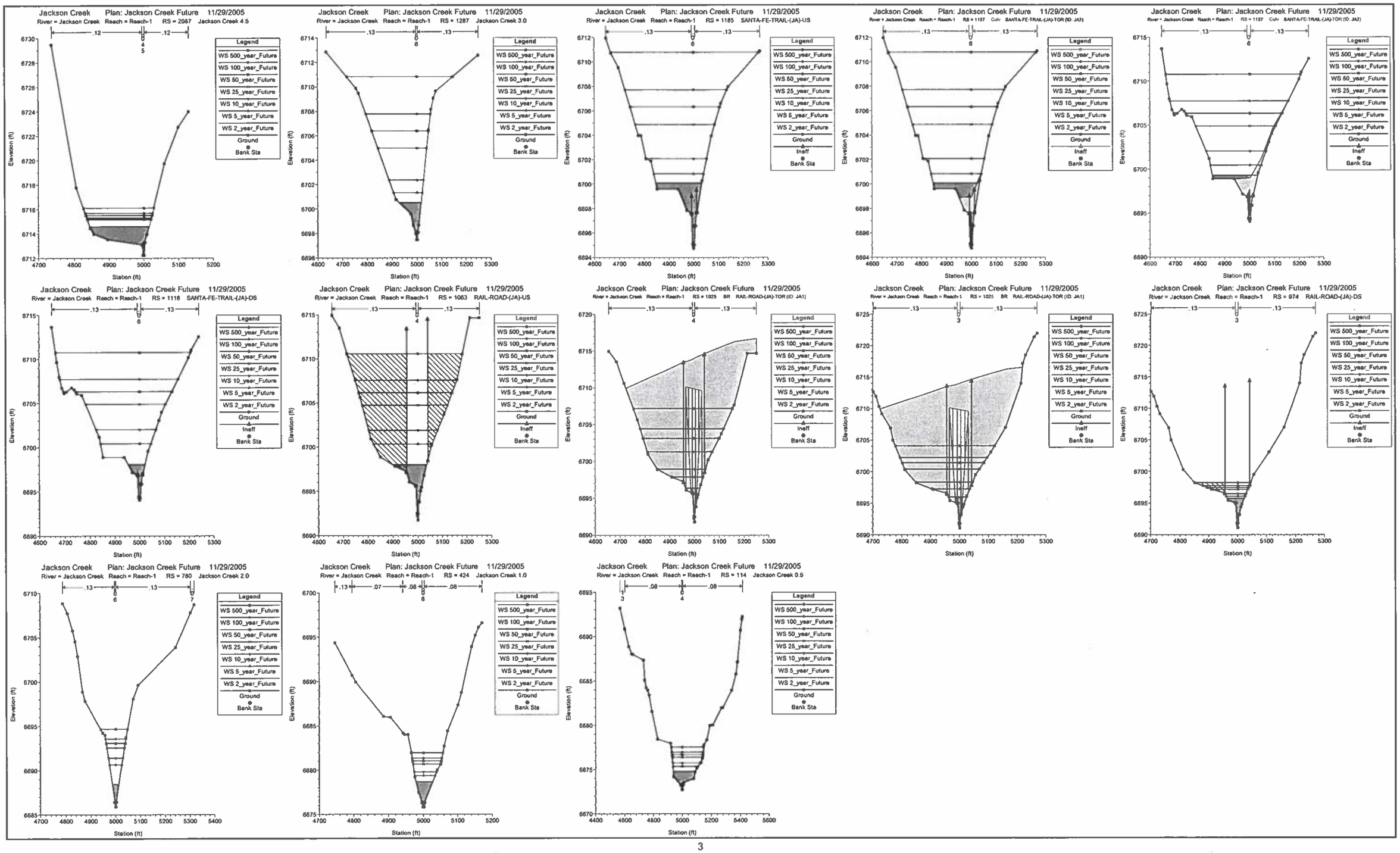
Jackson Creek Plan: Jackson Creek Future 11/29/2005
River = Jackson Creek Reach = Reach-1 RS = 2087 Jackson Creek 4.5
Jackson Creek Plan: Jackson Creek Future 11/29/2005
River = Jackson Creek Reach = Reach-1 RS = 1287 Jackson Creek 3.0
Jackson Creek Plan: Jackson Creek Future 11/29/2005
River = Jackson Creek Reach = Reach-1 RS = 1185 SANTA-FE-TRAIL-(JA)-US
Jackson Creek Plan: Jackson Creek Future 11/29/2005
River = Jackson Creek Reach = Reach-1 RS = 1157 Culv SANTA-FE-TRAIL-(JA)-TOR (ID: JA2)
Jackson Creek Plan: Jackson Creek Future 11/29/2005
River = Jackson Creek Reach = Reach-1 RS = 1157 Culv SANTA-FE-TRAIL-(JA)-TOR (ID: JA2)
Jackson Creek Plan: Jackson Creek Future 11/29/2005
River = Jackson Creek Reach = Reach-1 RS = 1116 SANTA-FE-TRAIL-(JA)-DS
Jackson Creek Plan: Jackson Creek Future 11/29/2005
River = Jackson Creek Reach = Reach-1 RS = 1063 RAIL-ROAD-(JA)-US
Jackson Creek Plan: Jackson Creek Future 11/29/2005
River = Jackson Creek Reach = Reach-1 RS = 1025 BR RAIL-ROAD-(JA)-TOR (ID: JA1)
Jackson Creek Plan: Jackson Creek Future 11/29/2005
River = Jackson Creek Reach = Reach-1 RS = 1025 BR RAIL-ROAD-(JA)-TOR (ID: JA1)
Jackson Creek Plan: Jackson Creek Future 11/29/2005
River = Jackson Creek Reach = Reach-1 RS = 974 RAIL-ROAD-(JA)-DS
Jackson Creek Plan: Jackson Creek Future 11/29/2005
River = Jackson Creek Reach = Reach-1 RS = 780 Jackson Creek 2.0
Jackson Creek Plan: Jackson Creek Future 11/29/2005
River = Jackson Creek Reach = Reach-1 RS = 424 Jackson Creek 1.0
Jackson Creek Plan: Jackson Creek Future 11/29/2005
River = Jackson Creek Reach = Reach-1 RS = 114 Jackson Creek 0.5
Legend
WS 500_year_Future
WS 100_year_Future
WS 50_year_Future
WS 25_year_Future
WS 10_year_Future
WS 5_year_Future
WS 2_year_Future
Ground
Ineff
Bank Sta
Elevation (ft)
Station (ft)

HEC-RAS Plan: JC Future River: Jackson Creek Reach: Reach-1

Reach	River Sta	Profile	Q Total	Min Ch El	W.S. Elev	Crit W.S.	E.G. Elev	E.G. Slope	Vel Chnl	Flow Area	Top Width	Froude # Chl
			(cfs)	(ft)	(ft)	(ft)	(ft)	(ft/ft)	(ft/s)	(sq ft)	(ft)	
Reach-1	7808	2_year_Future	110.00	6828.23	6830.53		6829.82	6830.58	0.007782	2.68	86.98	75.09	0.32
Reach-1	7808	5_year_Future	230.00	6828.23	6831.29		6830.22	6831.36	0.007681	3.23	148.84	87.17	0.33
Reach-1	7808	10_year_Future	330.00	6828.23	6831.77		6830.46	6831.84	0.007802	3.60	191.59	94.10	0.35
Reach-1	7808	25_year_Future	590.00	6828.23	6832.69		6830.96	6832.79	0.008133	4.32	263.35	104.23	0.37
Reach-1	7808	50_year_Future	760.00	6828.23	6833.17		6831.21	6833.29	0.008348	4.70	334.92	109.12	0.38
Reach-1	7808	100_year_Future	940.00	6828.23	6833.63		6831.46	6833.77	0.008475	5.04	386.51	113.80	0.39
Reach-1	7808	500_year_Future	1400.00	6828.23	6834.83		6832.05	6834.80	0.008827	5.77	505.85	124.93	0.41
Reach-1	7403	2_year_Future	110.00	6821.50	6822.80		6822.60	6822.81	0.103004	5.76	42.11	75.58	1.03
Reach-1	7403	5_year_Future	230.00	6821.50	6822.87		6822.87	6823.23	0.133368	7.75	63.50	79.19	1.22
Reach-1	7403	10_year_Future	330.00	6821.50	6823.07		6823.07	6823.52	0.142027	8.80	79.14	81.73	1.29
Reach-1	7403	25_year_Future	590.00	6821.50	6823.50		6823.50	6824.12	0.146004	10.62	115.54	87.21	1.37
Reach-1	7403	50_year_Future	760.00	6821.50	6823.74		6823.74	6824.46	0.143514	11.43	137.24	89.51	1.38
Reach-1	7403	100_year_Future	940.00	6821.50	6823.96		6823.96	6824.78	0.146005	12.31	157.00	91.55	1.42
Reach-1	7403	500_year_Future	1400.00	6821.50	6824.47		6824.47	6825.51	0.144956	13.99	204.98	96.33	1.46
Reach-1	6957	2_year_Future	110.00	6814.38	6821.01		6815.75	6821.01	0.000018	0.27	891.34	198.15	0.02
Reach-1	6957	5_year_Future	230.00	6814.38	6821.45		6816.06	6821.45	0.000059	0.51	979.27	204.26	0.03
Reach-1	6957	10_year_Future	330.00	6814.38	6821.68		6816.25	6821.68	0.000107	0.70	1027.32	207.52	0.05
Reach-1	6957	25_year_Future	590.00	6814.38	6822.17		6816.59	6822.18	0.000260	1.15	1131.16	214.41	0.07
Reach-1	6957	50_year_Future	760.00	6814.38	6822.38		6816.76	6822.39	0.000386	1.42	1175.85	217.30	0.09
Reach-1	6957	100_year_Future	940.00	6814.38	6822.57		6816.94	6822.59	0.000534	1.70	1218.45	220.03	0.11
Reach-1	6957	500_year_Future	1400.00	6814.38	6823.18		6817.33	6823.21	0.000879	2.29	1354.68	228.52	0.14
Reach-1	6847	2_year_Future	170.00	6810.94	6821.01		6814.45	6821.01	0.000015	0.28	1318.91	333.81	0.02
Reach-1	6847	5_year_Future	350.00	6810.94	6821.44		6815.29	6821.44	0.000051	0.52	1421.52	347.11	0.03
Reach-1	6847	10_year_Future	490.00	6810.94	6821.67		6815.59	6821.67	0.000088	0.70	1475.88	354.14	0.04
Reach-1	6847	25_year_Future	830.00	6810.94	6822.15		6816.14	6822.16	0.000158	0.96	2012.56	379.89	0.05
Reach-1	6847	50_year_Future	1000.00	6810.94	6822.35		6816.40	6822.36	0.000209	1.12	2089.69	392.59	0.06
Reach-1	6847	100_year_Future	1200.00	6810.94	6822.54		6816.64	6822.55	0.000276	1.31	2183.83	404.42	0.07
Reach-1	6847	500_year_Future	1800.00	6810.94	6823.12		6817.36	6823.13	0.000473	1.78	2410.20	441.46	0.10
Reach-1	6784		Culvert										
Reach-1	6706	2_year_Future	170.00	6812.02	6815.57		6815.57	6816.19	0.035082	6.91	42.03	46.57	0.84
Reach-1	6706	5_year_Future	350.00	6812.02	6816.49		6816.49	6817.14	0.028361	7.90	103.00	90.00	0.80
Reach-1	6706	10_year_Future	490.00	6812.02	6816.87		6816.87	6817.60	0.030305	8.83	138.01	110.41	0.84
Reach-1	6706	25_year_Future	830.00	6812.02	6817.83		6817.83	6818.32	0.020165	8.49	349.73	277.72	0.72
Reach-1	6706	50_year_Future	1000.00	6812.02	6817.98		6817.98	6818.52	0.022520	9.18	392.24	287.55	0.76
Reach-1	6706	100_year_Future	1200.00	6812.02	6818.13		6818.13	6818.73	0.025262	9.94	436.63	298.45	0.81
Reach-1	6706	500_year_Future	1800.00	6812.02	6818.57		6818.57	6819.26	0.029527	11.42	578.50	336.44	0.89
Reach-1	6444	2_year_Future	170.00	6804.49	6805.85		6805.58	6806.01	0.041010	5.54	75.31	89.80	0.89
Reach-1	6444	5_year_Future	350.00	6804.49	6806.41		6806.06	6806.62	0.034704	6.60	137.89	116.70	0.87
Reach-1	6444	10_year_Future	490.00	6804.49	6806.77		6806.30	6807.00	0.031534	7.11	180.01	120.62	0.86
Reach-1	6444	25_year_Future	830.00	6804.49	6807.20		6806.75	6807.58	0.042271	9.31	232.91	125.06	1.03
Reach-1	6444	50_year_Future	1000.00	6804.49	6807.41		6806.93	6807.85	0.044649	10.08	259.21	127.22	1.07
Reach-1	6444	100_year_Future	1200.00	6804.49	6807.63		6807.14	6808.13	0.047346	10.92	287.29	129.47	1.11
Reach-1	6444	500_year_Future	1800.00	6804.49	6808.34		6807.68	6808.97	0.045620	12.38	382.15	136.83	1.13
Reach-1	6082	2_year_Future	170.00	6794.21	6795.55		6795.28	6795.62	0.021129	4.03	102.02	134.87	0.64
Reach-1	6082	5_year_Future	350.00	6794.21	6795.93		6795.53	6796.05	0.024604	5.25	155.83	143.78	0.73
Reach-1	6082	10_year_Future	490.00	6794.21	6796.15		6795.70	6796.31	0.027616	6.03	187.82	148.49	0.79
Reach-1	6082	25_year_Future	830.00	6794.21	6796.81			6796.99	0.021228	6.50	289.26	159.61	0.73
Reach-1	6082	50_year_Future	1000.00	6794.21	6797.07			6797.26	0.020369	6.80	331.40	163.87	0.72
Reach-1	6082	100_year_Future	1200.00	6794.21	6797.36			6797.57	0.019531	7.12	379.01	168.33	0.72
Reach-1	6082	500_year_Future	1800.00	6794.21	6797.99			6798.28	0.020344	8.26	489.78	178.28	0.76
Reach-1	5668	2_year_Future	170.00	6783.11	6784.52		6784.42	6784.70	0.033736	5.17	78.02	123.16	0.82
Reach-1	5668	5_year_Future	350.00	6783.11	6785.01		6784.75	6785.21	0.027720	5.87	146.80	156.56	0.79
Reach-1	5668	10_year_Future	490.00	6783.11	6785.32		6784.96	6785.52	0.024623	6.17	199.01	160.86	0.77
Reach-1	5668	25_year_Future	830.00	6783.11	6785.65		6785.35	6785.97	0.034269	8.06	262.85	204.85	0.93
Reach-1	5668	50_year_Future	1000.00	6783.11	6785.81		6785.52	6786.17	0.036743	8.72	296.82	218.67	0.97
Reach-1	5668	100_year_Future	1200.00	6783.11	6786.02		6785.69	6786.43	0.039163	9.50	346.72	254.31	1.01
Reach-1	5668	500_year_Future	1800.00	6783.11	6786.47		6786.22	6786.93	0.038736	10.45	465.07	277.22	1.03
Reach-1	5275	2_year_Future	200.00	6771.81	6774.94		6774.94	6775.34	0.018403	6.17	79.80	113.79	0.74
Reach-1	5275	5_year_Future	390.00	6771.81	6775.45		6775.45	6775.91	0.020621	7.52	148.19	158.46	0.81
Reach-1	5275	10_year_Future	550.00	6771.81	6775.72		6775.72	6776.25	0.022628	8.42	195.74	183.21	0.87
Reach-1	5275	25_year_Future	910.00	6771.81	6776.42		6776.19	6776.83	0.017210	8.46	344.97	245.16	0.78
Reach-1	5275	50_year_Future	1100.00	6771.81	6776.69		6776.39	6777.09	0.016379	8.66	414.02	269.03	0.77
Reach-1	5275	100_year_Future	1300.00	6771.81	6776.94		6776.57	6777.33	0.015684	8.84	485.05	291.57	0.76
Reach-1	5275	500_year_Future	1900.00	6771.81	6777.52		6776.99	6777.92	0.015372	9.55	668.81	343.06	0.77
Reach-1	4781	2_year_Future	200.00	6763.61	6765.46		6765.04	6765.62	0.010181	5.34	138.65	161.50	0.71
Reach-1	4781	5_year_Future	390.00	6763.61	6766.06		6765.57	6766.22	0.009271	6.18	252.81	228.83	0.71
Reach-1	4781	10_year_Future	550.00	6763.61	6766.41		6765.84	6766.58	0.008999	6.68	339.32	268.85	0.72
Reach-1	4781	25_year_Future	910.00	6763.61	6766.42		6766.28	6766.87	0.023931	10.94	343.27	270.38	1.18
Reach-1	4781	50_year_Future	1100.00	6763.61	6766.57		6766.53	6767.06	0.025706	11.75	383.56	277.96	1.23
Reach-1	4781	100_year_Future	1300.00	6763.61	6766.71		6766.65	6767.25	0.027519	12.54	422.05	285.01	1.28
Reach-1	4781	500_year_Future	1900.00	6763.61	6767.12		6767.03	6767.74	0.028998	14.03	543.58	306.21	1.34

HEC-RAS Plan: JC Future River: Jackson Creek Reach: Reach-1 (Continued)

Reach	River Sta	Profile	Q Total	Min Ch El	W.S. Elev	Crit W.S.	E.G. Elev	E.G. Slope	Vel Chnl	Flow Area	Top Width	Froude # Chl
			(cfs)	(ft)	(ft)	(ft)	(ft)	(ft/ft)	(ft/s)	(sq ft)	(ft)	
Reach-1	4473	2_year_Future	240.00	6757.28	6758.94	6758.94	6759.28	0.048377	7.98	101.75	130.98	1.17
Reach-1	4473	5_year_Future	490.00	6757.28	6759.38	6759.38	6759.85	0.055275	10.19	163.62	151.21	1.31
Reach-1	4473	10_year_Future	680.00	6757.28	6759.62	6759.62	6760.19	0.059935	11.50	201.72	162.08	1.39
Reach-1	4473	25_year_Future	1100.00	6757.28	6761.07		6761.29	0.014483	8.00	483.88	226.39	0.75
Reach-1	4473	50_year_Future	1400.00	6757.28	6761.56		6761.77	0.012810	8.19	598.69	247.59	0.72
Reach-1	4473	100_year_Future	1700.00	6757.28	6761.98		6762.20	0.011547	8.31	708.36	264.21	0.69
Reach-1	4473	500_year_Future	2300.00	6757.28	6762.74		6762.96	0.009990	8.58	914.64	279.13	0.66
Reach-1	4186	2_year_Future	240.00	6751.50	6756.53	6754.05	6756.57	0.000896	2.50	302.76	101.97	0.20
Reach-1	4186	5_year_Future	490.00	6751.50	6757.33	6754.76	6757.42	0.001934	4.06	387.83	111.81	0.30
Reach-1	4186	10_year_Future	680.00	6751.50	6757.77	6755.19	6757.91	0.002687	5.04	438.56	117.28	0.36
Reach-1	4186	25_year_Future	1100.00	6751.50	6758.59		6758.91	0.005341	7.72	574.60	203.50	0.52
Reach-1	4186	50_year_Future	1400.00	6751.50	6759.10		6759.44	0.005591	8.28	679.74	210.60	0.53
Reach-1	4186	100_year_Future	1700.00	6751.50	6759.55		6759.90	0.005828	8.79	774.59	216.79	0.55
Reach-1	4186	500_year_Future	2300.00	6751.50	6760.34		6760.73	0.006115	9.60	951.89	227.93	0.57
Reach-1	4110	2_year_Future	240.00	6748.30	6756.46	6751.44	6756.52	0.000573	1.68	246.65	109.32	0.11
Reach-1	4110	5_year_Future	490.00	6748.30	6757.21	6752.78	6757.29	0.001342	2.75	328.81	115.86	0.18
Reach-1	4110	10_year_Future	680.00	6748.30	6757.61	6753.52	6757.73	0.001938	3.41	375.17	119.43	0.21
Reach-1	4110	25_year_Future	1100.00	6748.30	6758.35	6754.96	6758.55	0.003062	4.56	466.56	126.19	0.27
Reach-1	4110	50_year_Future	1400.00	6748.30	6758.80	6756.40	6759.05	0.003746	5.22	523.99	129.95	0.31
Reach-1	4110	100_year_Future	1700.00	6748.30	6759.19	6756.83	6759.49	0.004381	5.80	575.35	132.99	0.33
Reach-1	4110	500_year_Future	2300.00	6748.30	6759.89	6757.49	6760.28	0.005448	6.78	670.80	138.76	0.37
Reach-1	4044		Culvert									
Reach-1	3978	2_year_Future	240.00	6743.22	6746.68	6746.42	6746.87	0.002084	3.53	80.89	33.36	0.31
Reach-1	3978	5_year_Future	490.00	6743.22	6750.33	6747.75	6750.65	0.002410	4.77	146.44	45.93	0.35
Reach-1	3978	10_year_Future	680.00	6743.22	6751.56	6748.58	6751.88	0.002014	4.96	283.68	109.87	0.33
Reach-1	3978	25_year_Future	1100.00	6743.22	6753.95	6749.95	6754.18	0.001196	4.66	544.30	124.56	0.27
Reach-1	3978	50_year_Future	1400.00	6743.22	6755.07	6750.36	6755.30	0.001118	4.86	687.61	132.39	0.27
Reach-1	3978	100_year_Future	1700.00	6743.22	6756.14	6751.90	6756.38	0.001038	5.00	834.11	141.62	0.26
Reach-1	3978	500_year_Future	2300.00	6743.22	6758.48	6752.75	6758.68	0.000796	4.95	1188.84	181.74	0.23
Reach-1	3890	2_year_Future	320.00	6742.82	6746.42	6746.31	6746.64	0.002775	4.06	113.66	38.55	0.34
Reach-1	3890	5_year_Future	610.00	6742.82	6750.05	6747.50	6750.40	0.003090	5.27	184.52	48.35	0.38
Reach-1	3890	10_year_Future	850.00	6742.82	6751.20	6748.35	6751.62	0.003080	5.90	244.08	55.19	0.39
Reach-1	3890	25_year_Future	1400.00	6742.82	6753.37	6749.78	6753.91	0.002986	6.92	378.03	68.11	0.40
Reach-1	3890	50_year_Future	1700.00	6742.82	6754.45	6750.42	6755.03	0.002875	7.29	455.70	80.23	0.40
Reach-1	3890	100_year_Future	2000.00	6742.82	6755.52	6751.02	6756.11	0.002655	7.48	540.62	102.38	0.39
Reach-1	3890	500_year_Future	2700.00	6742.82	6757.83	6752.30	6758.44	0.002265	7.80	733.56	256.53	0.37
Reach-1	3796		Bridge									
Reach-1	3682	2_year_Future	320.00	6742.42	6745.91	6745.91	6746.94	0.027222	8.34	45.84	25.85	0.95
Reach-1	3682	5_year_Future	610.00	6742.42	6747.10	6747.10	6748.54	0.023266	10.10	80.92	33.04	0.94
Reach-1	3682	10_year_Future	850.00	6742.42	6747.87	6747.87	6749.60	0.022120	11.22	108.20	37.69	0.95
Reach-1	3682	25_year_Future	1400.00	6742.42	6749.37	6749.37	6751.55	0.019851	12.95	171.42	46.71	0.94
Reach-1	3682	50_year_Future	1700.00	6742.42	6750.08	6750.08	6752.44	0.018891	13.64	206.16	50.94	0.94
Reach-1	3682	100_year_Future	2000.00	6742.42	6750.70	6750.70	6753.24	0.018485	14.33	238.76	54.61	0.94
Reach-1	3682	500_year_Future	2700.00	6742.42	6751.99	6751.99	6754.89	0.017682	15.64	314.07	62.28	0.95
Reach-1	3538	2_year_Future	320.00	6733.50	6736.90	6735.77	6737.15	0.008727	5.92	136.55	67.51	0.58
Reach-1	3538	5_year_Future	610.00	6733.50	6738.09	6736.65	6738.44	0.008702	7.29	230.94	89.35	0.61
Reach-1	3538	10_year_Future	850.00	6733.50	6738.89	6737.36	6739.26	0.008068	7.84	306.62	100.12	0.60
Reach-1	3538	25_year_Future	1400.00	6733.50	6740.51	6738.48	6740.92	0.006916	8.68	494.62	152.83	0.58
Reach-1	3538	50_year_Future	1700.00	6733.50	6741.17	6738.84	6741.59	0.006578	9.01	612.01	200.72	0.58
Reach-1	3538	100_year_Future	2000.00	6733.50	6741.81	6739.29	6742.21	0.005952	9.05	755.27	246.87	0.56
Reach-1	3538	500_year_Future	2700.00	6733.50	6742.96	6739.88	6743.31	0.005159	9.19	1073.47	301.09	0.53
Reach-1	3249	2_year_Future	320.00	6729.50	6732.90	6732.62	6733.72	0.018390	8.18	66.48	34.93	0.80
Reach-1	3249	5_year_Future	610.00	6729.50	6734.37		6735.33	0.013024	9.38	127.76	48.18	0.76
Reach-1	3249	10_year_Future	850.00	6729.50	6735.24		6736.32	0.012509	10.29	172.79	55.96	0.77
Reach-1	3249	25_year_Future	1400.00	6729.50	6736.42		6737.97	0.014965	12.80	245.06	66.56	0.87
Reach-1	3249	50_year_Future	1700.00	6729.50	6737.09		6738.74	0.014642	13.49	291.67	72.59	0.87
Reach-1	3249	100_year_Future	2000.00	6729.50	6737.48		6739.39	0.016116	14.66	321.38	76.18	0.93
Reach-1	3249	500_year_Future	2700.00	6729.50	6738.64		6740.73	0.015699	15.67	415.31	84.53	0.93
Reach-1	2751	2_year_Future	320.00	6721.50	6725.33	6724.83	6726.01	0.014487	8.31	91.61	42.48	0.76
Reach-1	2751	5_year_Future	610.00	6721.50	6726.42	6726.06	6727.58	0.018872	11.27	144.09	56.88	0.91
Reach-1	2751	10_year_Future	850.00	6721.50	6727.20	6727.02	6728.60	0.019591	12.71	195.31	73.62	0.95
Reach-1	2751	25_year_Future	1400.00	6721.50	6728.94	6728.00	6730.32	0.015587	13.60	354.37	117.60	0.89
Reach-1	2751	50_year_Future	1700.00	6721.50	6729.45	6729.22	6730.97	0.016503	14.64	418.83	135.07	0.92
Reach-1	2751	100_year_Future	2000.00	6721.50	6730.04	6729.99	6731.46	0.015159	14.74	502.78	146.67	0.90
Reach-1	2751	500_year_Future	2700.00	6721.50	6730.81	6730.81	6732.48	0.017053	16.57	619.96	161.20	0.97
Reach-1	2655	2_year_Future	320.00	6718.40	6724.71	6722.90	6725.01	0.005531	4.74	117.48	82.38	0.40
Reach-1	2655	5_year_Future	610.00	6718.40	6725.69	6724.70	6726.15	0.007407	6.28	217.54	120.61	0.48
Reach-1	2655	10_year_Future	850.00	6718.40	6727.00	6725.47	6727.28	0.004253	5.51	401.41	171.20	0.38
Reach-1	2655	25_year_Future	1400.00	6718.40	6729.02	6726.65	6729.21	0.002642	5.18	791.21	249.75	0.31

HEC-RAS Plan: JC Future River: Jackson Creek Reach: Reach-1 (Continued)

Reach	River Sta	Profile	Q Total	Min Ch El	W.S. Elev	Crit W.S.	E.G. Elev	E.G. Slope	Vel Chnl	Flow Area	Top Width	Froude # Chl
			(cfs)	(ft)	(ft)	(ft)	(ft)	(ft/ft)	(ft/s)	(sq ft)	(ft)	
Reach-1	2655	50_year_Future	1700.00	6718.40	6729.56	6726.97	6729.78	0.002850	5.60	973.14	270.46	0.32
Reach-1	2655	100_year_Future	2000.00	6718.40	6730.12	6727.29	6730.34	0.002803	5.78	1131.98	292.35	0.33
Reach-1	2655	500_year_Future	2700.00	6718.40	6730.89	6727.89	6731.15	0.003295	6.59	1369.85	322.36	0.36
Reach-1	2617		Bridge									
Reach-1	2554	2_year_Future	320.00	6718.03	6722.89	6722.53	6723.89	0.022153	8.06	40.65	22.56	0.83
Reach-1	2554	5_year_Future	610.00	6718.03	6724.34	6724.34	6725.49	0.016644	9.14	117.64	82.46	0.77
Reach-1	2554	10_year_Future	850.00	6718.03	6725.09	6725.09	6726.27	0.015205	9.72	191.10	111.79	0.76
Reach-1	2554	25_year_Future	1400.00	6718.03	6726.27	6726.27	6727.48	0.014210	10.78	348.97	157.34	0.76
Reach-1	2554	50_year_Future	1700.00	6718.03	6726.42	6726.42	6727.99	0.018339	12.44	372.88	163.25	0.86
Reach-1	2554	100_year_Future	2000.00	6718.03	6727.07	6727.07	6728.44	0.015384	12.14	487.34	188.34	0.80
Reach-1	2554	500_year_Future	2700.00	6718.03	6727.82	6727.82	6729.30	0.016056	13.27	641.09	217.71	0.83
Reach-1	2375	2_year_Future	320.00	6717.50	6719.10	6718.88	6719.32	0.024632	6.53	159.00	155.24	0.96
Reach-1	2375	5_year_Future	610.00	6717.50	6719.68	6719.29	6719.97	0.022787	7.87	252.38	168.90	0.98
Reach-1	2375	10_year_Future	850.00	6717.50	6720.30	6719.57	6720.56	0.014786	7.60	361.74	177.50	0.83
Reach-1	2375	25_year_Future	1400.00	6717.50	6721.40	6720.13	6721.67	0.010415	8.04	565.52	195.30	0.73
Reach-1	2375	50_year_Future	1700.00	6717.50	6721.78	6720.36	6722.09	0.010525	8.63	642.07	201.58	0.75
Reach-1	2375	100_year_Future	2000.00	6717.50	6722.15	6720.59	6722.49	0.010558	9.15	715.97	207.47	0.76
Reach-1	2375	500_year_Future	2700.00	6717.50	6722.88	6721.08	6723.28	0.010908	10.28	868.97	219.15	0.79
Reach-1	2087	2_year_Future	320.00	6712.26	6714.64	6714.30	6714.77	0.010922	5.44	192.06	171.36	0.65
Reach-1	2087	5_year_Future	610.00	6712.26	6715.20	6714.66	6715.37	0.011646	6.55	291.44	182.91	0.70
Reach-1	2087	10_year_Future	850.00	6712.26	6715.25	6714.90	6715.55	0.020898	8.84	300.31	183.90	0.94
Reach-1	2087	25_year_Future	1400.00	6712.26	6715.34	6715.34	6716.06	0.047654	13.71	317.46	185.81	1.43
Reach-1	2087	50_year_Future	1700.00	6712.26	6715.55	6715.55	6716.35	0.049863	14.70	356.56	190.09	1.48
Reach-1	2087	100_year_Future	2000.00	6712.26	6715.73	6715.73	6716.63	0.052595	15.69	390.95	193.78	1.54
Reach-1	2087	500_year_Future	2700.00	6712.26	6716.14	6716.14	6717.20	0.054706	17.34	473.05	202.31	1.60
Reach-1	1287	2_year_Future	320.00	6697.50	6700.57	6700.57	6701.19	0.029677	8.58	99.70	90.61	0.88
Reach-1	1287	5_year_Future	610.00	6697.50	6701.37		6701.95	0.025988	9.43	184.33	115.59	0.86
Reach-1	1287	10_year_Future	850.00	6697.50	6702.40		6702.72	0.012776	7.77	314.79	138.51	0.63
Reach-1	1287	25_year_Future	1400.00	6697.50	6705.01	6702.30	6705.13	0.003509	5.45	752.47	196.77	0.35
Reach-1	1287	50_year_Future	1700.00	6697.50	6706.42	6702.58	6706.50	0.002143	4.78	1051.25	228.16	0.28
Reach-1	1287	100_year_Future	2000.00	6697.50	6707.80	6702.87	6707.87	0.001429	4.31	1388.87	260.04	0.24
Reach-1	1287	500_year_Future	2700.00	6697.50	6710.85	6703.42	6710.90	0.000818	3.88	2362.70	430.22	0.19
Reach-1	1185	2_year_Future	320.00	6694.77	6700.14	6698.05	6700.24	0.002314	3.15	252.87	186.97	0.28
Reach-1	1185	5_year_Future	610.00	6694.77	6700.87	6699.25	6701.01	0.003205	4.09	396.46	201.81	0.31
Reach-1	1185	10_year_Future	850.00	6694.77	6702.12	6700.19	6702.21	0.001848	3.57	665.83	245.38	0.24
Reach-1	1185	25_year_Future	1400.00	6694.77	6704.92	6700.80	6704.96	0.000679	2.73	1446.07	320.78	0.16
Reach-1	1185	50_year_Future	1700.00	6694.77	6706.36	6701.07	6706.39	0.000466	2.49	1937.25	362.15	0.13
Reach-1	1185	100_year_Future	2000.00	6694.77	6707.76	6701.31	6707.78	0.000343	2.32	2477.60	411.11	0.12
Reach-1	1185	500_year_Future	2700.00	6694.77	6710.83	6701.76	6710.85	0.000205	2.08	4009.37	598.04	0.09
Reach-1	1157		Culvert									
Reach-1	1118	2_year_Future	320.00	6694.05	6698.11	6697.51	6698.52	0.011382	5.80	95.30	69.42	0.54
Reach-1	1118	5_year_Future	610.00	6694.05	6700.48	6698.55	6700.57	0.002234	3.55	458.20	204.12	0.26
Reach-1	1118	10_year_Future	850.00	6694.05	6702.06	6699.42	6702.11	0.001040	2.85	808.32	241.37	0.19
Reach-1	1118	25_year_Future	1400.00	6694.05	6704.93	6700.08	6704.96	0.000480	2.42	1614.23	322.86	0.13
Reach-1	1118	50_year_Future	1700.00	6694.05	6706.36	6700.31	6706.38	0.000380	2.35	2113.78	401.15	0.12
Reach-1	1118	100_year_Future	2000.00	6694.05	6707.76	6700.56	6707.78	0.000296	2.24	2750.06	476.21	0.11
Reach-1	1118	500_year_Future	2700.00	6694.05	6710.81	6701.05	6710.82	0.000154	1.86	4308.63	544.09	0.08
Reach-1	1063	2_year_Future	320.00	6691.74	6698.01	6696.36	6698.19	0.001994	4.24	189.78	136.69	0.34
Reach-1	1063	5_year_Future	610.00	6691.74	6700.34	6697.51	6700.48	0.001116	4.12	388.21	235.39	0.27
Reach-1	1063	10_year_Future	850.00	6691.74	6701.90	6698.11	6702.03	0.000910	4.24	521.11	278.42	0.25
Reach-1	1063	25_year_Future	1400.00	6691.74	6704.74	6699.19	6704.89	0.000764	4.69	764.01	344.63	0.24
Reach-1	1063	50_year_Future	1700.00	6691.74	6706.15	6699.60	6706.31	0.000711	4.88	884.60	376.87	0.24
Reach-1	1063	100_year_Future	2000.00	6691.74	6707.55	6700.01	6707.72	0.000659	5.03	1004.11	410.38	0.23
Reach-1	1063	500_year_Future	2700.00	6691.74	6710.57	6700.83	6710.75	0.000579	5.35	1262.02	466.43	0.23
Reach-1	1025		Bridge									
Reach-1	974	2_year_Future	320.00	6691.08	6695.74	6695.74	6696.73	0.007775	8.55	73.88	59.50	0.84
Reach-1	974	5_year_Future	610.00	6691.08	6696.08	6696.98	6698.68	0.018638	14.15	95.09	65.70	1.31
Reach-1	974	10_year_Future	850.00	6691.08	6696.46	6697.83	6700.04	0.023497	16.99	121.49	72.97	1.50
Reach-1	974	25_year_Future	1400.00	6691.08	6697.15	6698.83	6702.51	0.031099	21.74	174.09	123.50	1.77
Reach-1	974	50_year_Future	1700.00	6691.08	6697.45	6699.31	6703.71	0.034542	23.90	198.57	143.73	1.89
Reach-1	974	100_year_Future	2000.00	6691.08	6697.72	6699.77	6704.84	0.037708	25.87	221.02	161.38	1.99
Reach-1	974	500_year_Future	2700.00	6691.08	6698.23	6700.72	6707.28	0.044946	30.01	283.82	193.99	2.21
Reach-1	780	2_year_Future	320.00	6685.90	6688.43	6689.49	6691.89	0.171772	17.84	34.02	26.65	2.04
Reach-1	780	5_year_Future	610.00	6685.90	6690.64	6690.62	6691.61	0.033379	12.18	118.79	50.09	1.00
Reach-1	780	10_year_Future	850.00	6685.90	6691.39	6691.31	6692.66	0.031968	13.19	159.35	58.05	1.01
Reach-1	780	25_year_Future	1400.00	6685.90	6692.58	6692.49	6694.12	0.033889	15.49	234.42	70.45	1.07
Reach-1	780	50_year_Future	1700.00	6685.90	6693.08	6693.04	6694.78	0.034557	16.47	272.41	75.96	1.09
Reach-1	780	100_year_Future	2000.00	6685.90	6693.57	6693.54	6695.34	0.034436	17.20	311.24	81.20	1.11
Reach-1	780	500_year_Future	2700.00	6685.90	6694.67	6693.78	6696.73	0.035711	19.18	413.70	109.04	1.15

HEC-RAS Plan: JC Future River: Jackson Creek Reach: Reach-1 (Continued)

Reach	River Sta	Profile	Q Total	Min Ch El	W.S. Elev	Crit W.S.	E.G. Elev	E.G. Slope	Vel Chnl	Flow Area	Top Width	Froude # Chl
			(cfs)	(ft)	(ft)	(ft)	(ft)	(ft/ft)	(ft/s)	(sq ft)	(ft)	
Reach-1	424	2_year_Future	320.00	6675.79	6678.65	6678.46	6679.16	0.026284	7.73	70.08	48.31	0.82
Reach-1	424	5_year_Future	610.00	6675.79	6679.35	6679.25	6680.11	0.031680	9.88	107.77	59.11	0.94
Reach-1	424	10_year_Future	850.00	6675.79	6679.78	6679.72	6680.70	0.034711	11.18	134.00	64.94	1.00
Reach-1	424	25_year_Future	1400.00	6675.79	6680.67	6680.67	6681.80	0.034609	12.83	198.90	80.60	1.04
Reach-1	424	50_year_Future	1700.00	6675.79	6681.02	6681.02	6682.25	0.034975	13.52	227.76	83.60	1.05
Reach-1	424	100_year_Future	2000.00	6675.79	6681.32	6681.32	6682.67	0.036051	14.26	253.08	86.18	1.08
Reach-1	424	500_year_Future	2700.00	6675.79	6681.95	6681.95	6683.54	0.037668	15.68	308.73	91.51	1.12
Reach-1	114	2_year_Future	320.00	6672.77	6674.81	6674.48	6674.92	0.008004	5.04	164.38	154.43	0.64
Reach-1	114	5_year_Future	610.00	6672.77	6675.38	6674.77	6675.53	0.008009	6.01	257.61	174.53	0.67
Reach-1	114	10_year_Future	850.00	6672.77	6675.77	6675.00	6675.94	0.008015	6.62	328.82	194.22	0.69
Reach-1	114	25_year_Future	1400.00	6672.77	6676.42	6675.43	6676.84	0.008006	7.58	463.01	211.08	0.71
Reach-1	114	50_year_Future	1700.00	6672.77	6676.72	6675.64	6676.96	0.008001	8.00	525.73	214.41	0.72
Reach-1	114	100_year_Future	2000.00	6672.77	6677.00	6675.90	6677.26	0.008001	8.38	585.52	218.28	0.73
Reach-1	114	500_year_Future	2700.00	6672.77	6677.58	6676.29	6677.88	0.008003	9.15	714.49	226.40	0.75