





START OF STUDY REACH ↑

← REACH M1 | REACH M2 → MATCHLINE

LEGEND

-  Bank condition
-  Bedrock Outcrop
-  Rip Rap
-  1962 Channel Boundary

SOILS

- 16- Chaseville gravelly sandy loam, 1% to 8% slopes
- 18- Chaseville-Midway Complex
- 28- Ellicott loamy coarse sand, 0% to 5% slopes
- 29- Fluvagentic Haplaquolls, nearly level
- 33- Heldt clay loam, 0% to 3% slopes
- 75- Razor-Midway Complex
- 101- Ustic Torrifuvents, loamy

