

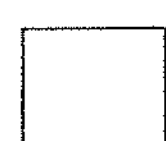
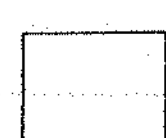





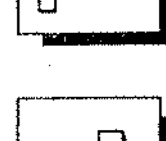


Banning Lewis Ranch

Conceptual Illustrative Plan

Village 1 - Phase 1

LEGEND:

-  Estate
-  R-6000
-  R-4000
-  Multi-Family
-  Retail
-  Elementary School
-  High School
-  Park
-  Community Trail
-  USA Trail

