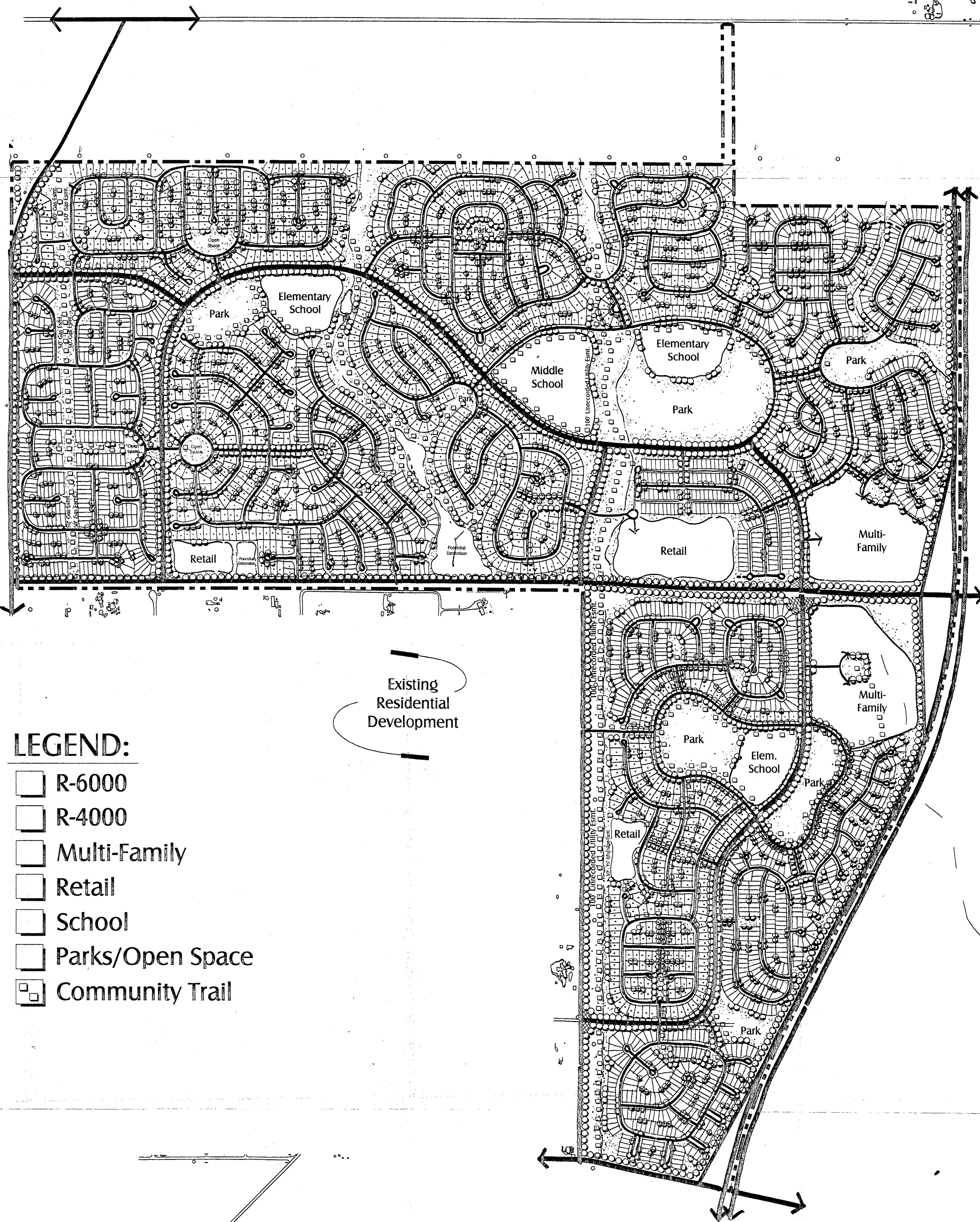


Banning Lewis Ranch






Conceptual Illustrative Plan

Village 1 - Phase 2

1,110 Gross Acres




LEGEND:

-  R-6000
-  R-4000
-  Multi-Family
-  Retail
-  School
-  Parks/Open Space
-  Community Trail

Existing Residential Development

Prepared for:
CPH BANNING LEWIS RANCH LLC
 4100 MacArthur Blvd., Suite 200, Newport Beach, CA 92660, Tel: (949)622-8400 Fax: (949)622-8404



Prepared by:
DAVID JENSEN ASSOCIATES, INC.
 1451 South Parker Road, Denver, CO 80231-2706 Tel: (303)369-7369 Fax: (303)369-9123

Note: This plan is for illustrative purposes only and is not intended as a legal description of the property or to constitute an undertaking by any party to develop the subject property exactly as shown hereon. Rather, it is for general reference only and the actual details shown hereon may vary depending upon actual field conditions and other factors.

Note: This design concept is the property of David Jensen Associates, Inc. No changes may be made to this design without the written permission of David Jensen Associates, Inc.

March 25, 2003
 Revised: April 22, 2003

Project Number: 10031
 CAD File: illustrative_Revised
 Plot Date: 04/21/03
 Designed By: ih/ps
 Drawn By: vg/ro
 Checked By: dj

Scale 1"=400'
 0 200 400 800 1200

