

FIRST AND MAIN TOWN CENTER

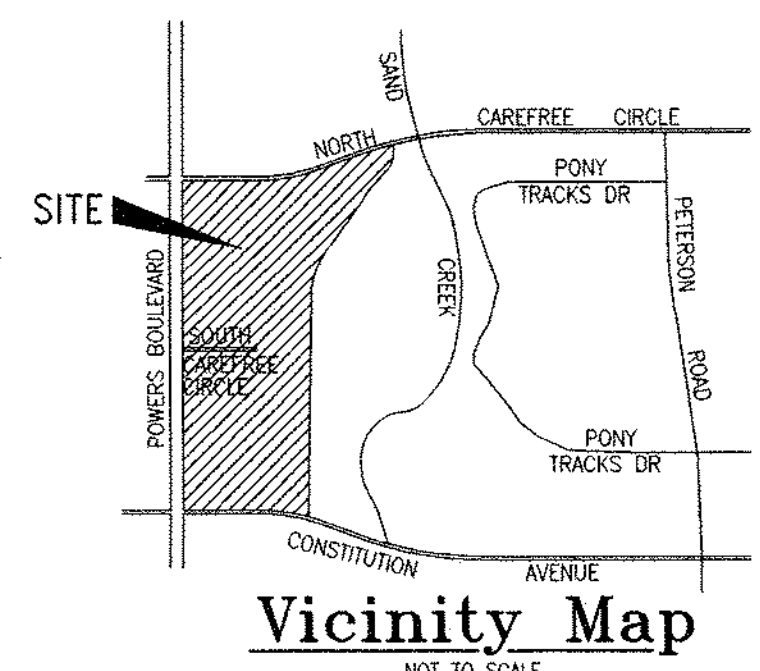
PRELIMINARY STORM SEWER

LEGEND

- - - - - EXISTING 2' CONTOUR
- - - - - EXISTING 10' CONTOUR
- PROPOSED 2' CONTOUR
- PROPOSED 10' CONTOUR
- DIRECTION OF FLOW
- □ □ □ PROPOSED HAYBALES

1" = 100'

Scale in Feet



**POWERS CORRIDOR
PRELIMINARY PIPE SIZES**

PIPE SEGMENT	PIPE SIZE	Q100 (cfs)
1	30" RCP	64
2	36" RCP	94
3	42" RCP	124
4	42" RCP	129
5	42" RCP	159
6	42" RCP	184

**POWERS CORRIDOR
PRELIMINARY PIPE SIZES**

PIPE SEGMENT	PIPE SIZE	Q100 (cfs)
7	24" RCP	50
8	36" RCP	100
9	36" RCP	130
10	36" RCP	140
11	42" RCP	150
12	42" RCP	169

**POWERS CORRIDOR
PRELIMINARY PIPE SIZES**

PIPE SEGMENT	PIPE SIZE	Q100 (cfs)
13	24" RCP	15
14	30" RCP	60
15	30" RCP	50
16	36" RCP	111
17	24" RCP	23
18	30" RCP	45

**POWERS CORRIDOR
PRELIMINARY PIPE SIZES**

PIPE SEGMENT	PIPE SIZE	Q100 (cfs)
19	42" RCP	150
20	24" RCP	30
21	30" RCP	54
22	54" RCP	250
23	54" RCP	255

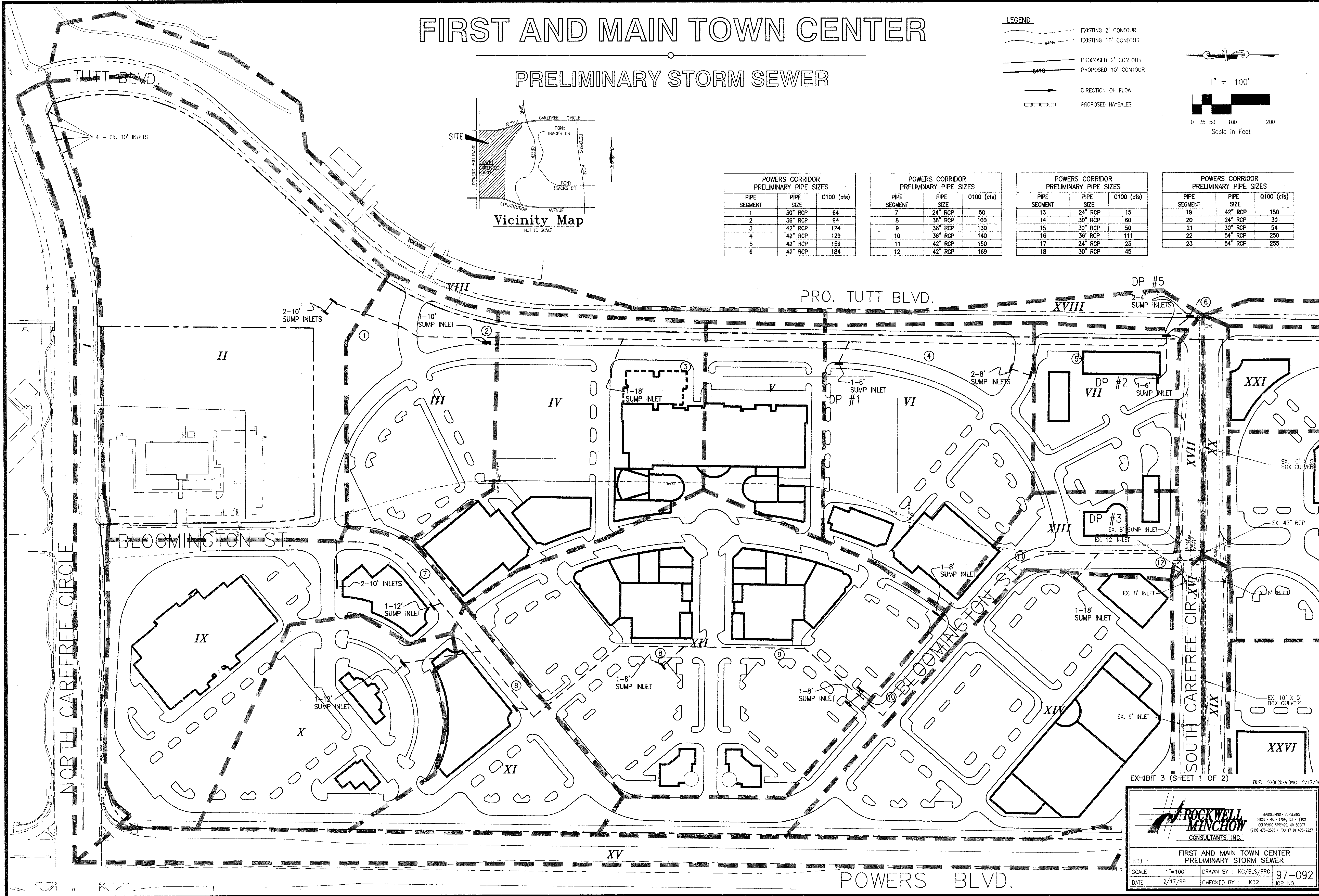


EXHIBIT 3 (SHEET 1 OF 2) FILE: 97092DEV.DWG 2/17/99

ROCKWELL MINCHOW
CONSULTANTS, INC.

ENGINEERING • SURVEYING
2928 STRAUSS LANE, SUITE #100
COLORADO SPRINGS, CO 80907
(719) 475-2525 • FAX (719) 475-8223

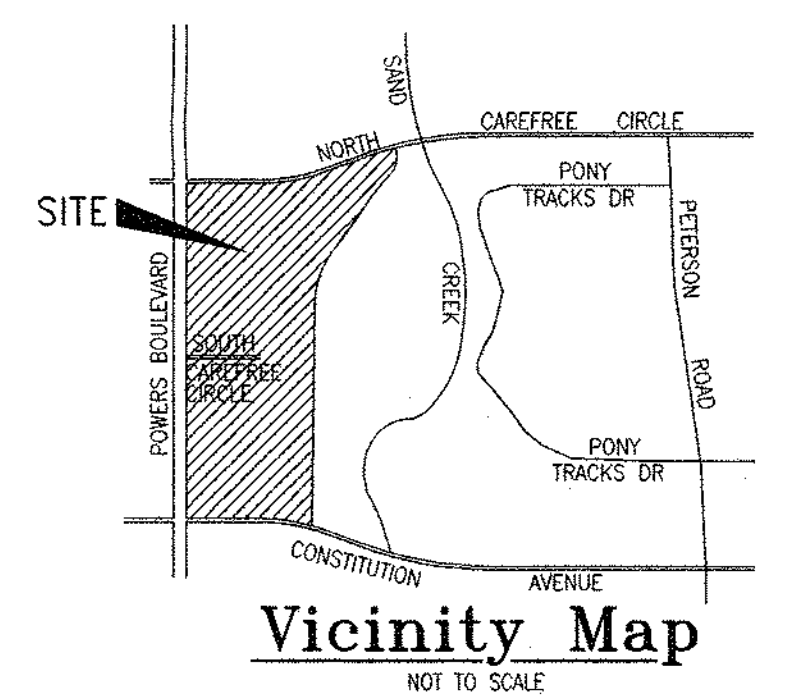
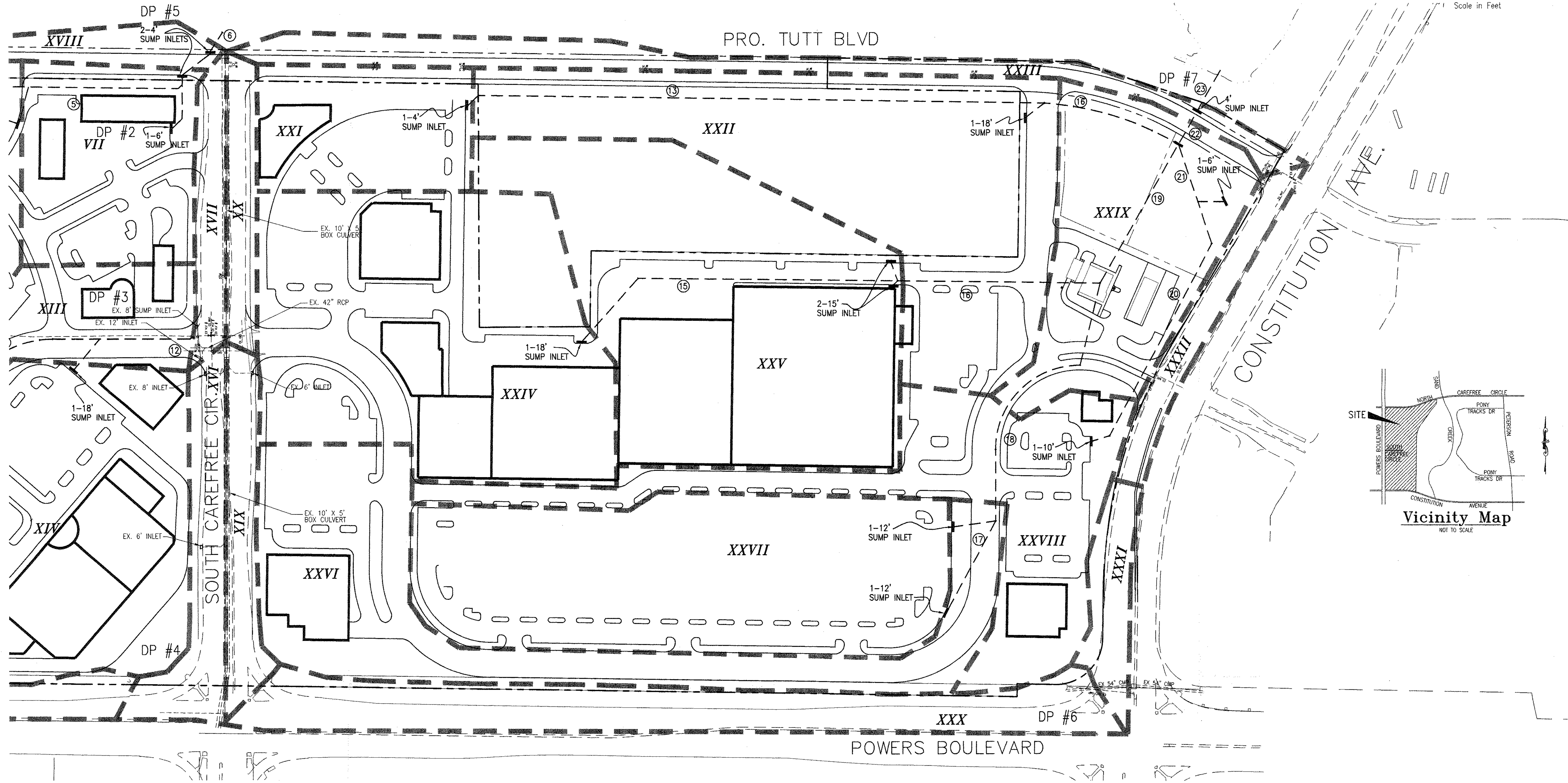
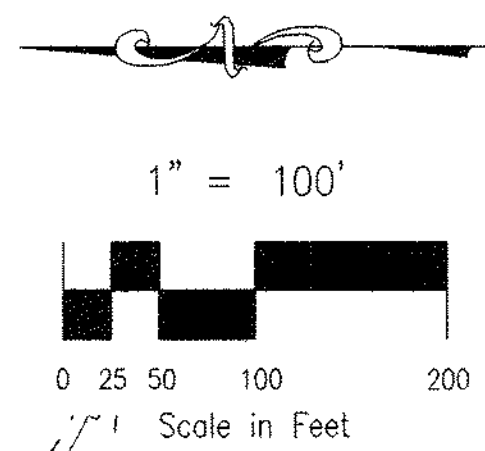
**FIRST AND MAIN TOWN CENTER
PRELIMINARY STORM SEWER**

TITLE :
SCALE : 1"=100' DRAWN BY : KC/BLS/FRC 97-092
DATE : 2/17/99 CHECKED BY : KDR JOB NO.

FIRST AND MAIN TOWN CENTER

PRELIMINARY STORM SEWER

- LEGEND**
- EXISTING 2' CONTOUR
 - EXISTING 10' CONTOUR
 - PROPOSED 2' CONTOUR
 - PROPOSED 10' CONTOUR
 - DIRECTION OF FLOW
 - PROPOSED HAYBALES



POWERS CORRIDOR PRELIMINARY PIPE SIZES

PIPE SEGMENT	PIPE SIZE	Q100 (cfs)
1	30" RCP	64
2	36" RCP	94
3	42" RCP	124
4	42" RCP	129
5	42" RCP	159
6	42" RCP	184

POWERS CORRIDOR PRELIMINARY PIPE SIZES

PIPE SEGMENT	PIPE SIZE	Q100 (cfs)
7	24" RCP	50
8	36" RCP	100
9	36" RCP	130
10	36" RCP	140
11	42" RCP	150
12	42" RCP	189

POWERS CORRIDOR PRELIMINARY PIPE SIZES

PIPE SEGMENT	PIPE SIZE	Q100 (cfs)
13	24" RCP	15
14	30" RCP	60
15	30" RCP	50
16	36" RCP	111
17	24" RCP	23
18	30" RCP	45

POWERS CORRIDOR PRELIMINARY PIPE SIZES

PIPE SEGMENT	PIPE SIZE	Q100 (cfs)
19	42" RCP	150
20	24" RCP	30
21	30" RCP	54
22	54" RCP	250
23	54" RCP	255

EXHIBIT 3 (SHEET 2 OF 2) FILE: 97092DEV.DWG 2/17/99

ENGINEERING • SURVEYING
2908 STRAUS LANE, SUITE #100
COLORADO SPRINGS, CO 80907
(719) 435-5275 • FAX (719) 475-9223

**FIRST AND MAIN TOWN CENTER
PRELIMINARY STORM SEWER**

TITLE :	SCALE : 1"=100'	DRAWN BY : KC/BLS/FRC	97-092
DATE : 2/17/99	CHECKED BY : KDR	JOB NO.	