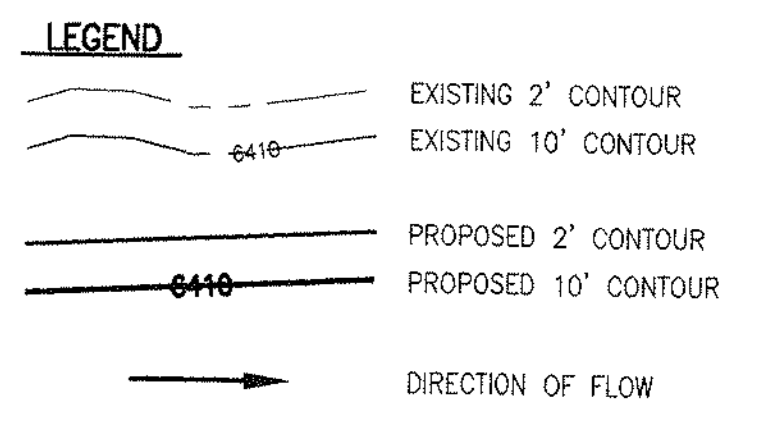


**NOTES**  
 1. THIS IS A CONCEPT DRAINAGE PLAN ONLY - NOT TO BE USED FOR CONSTRUCTION.



**DEVELOPED DRAINAGE BASIN TABLE**

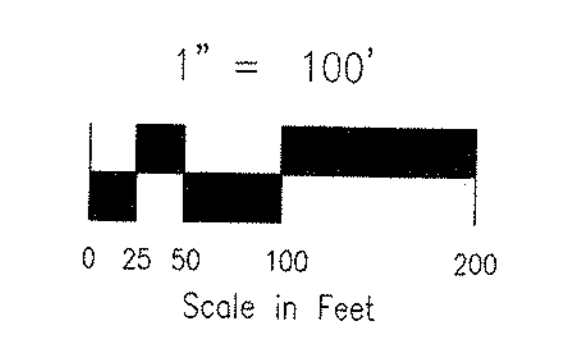
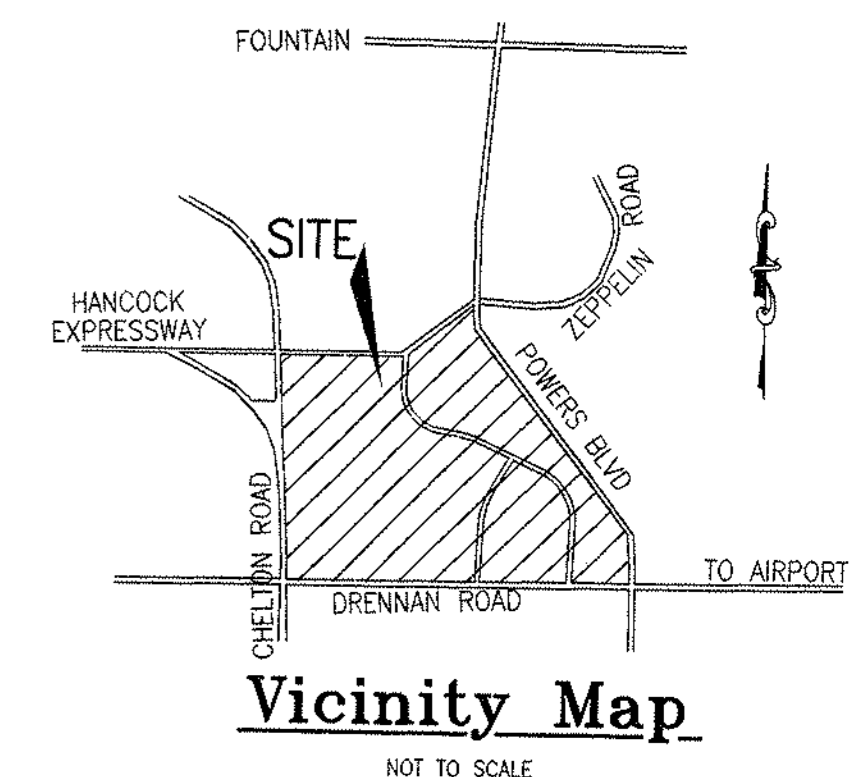
Basin	Area (Ac.)	Q <sub>5</sub> (CFS)	Q <sub>100</sub> (CFS)
LJ-1	8.65	17.6	35.1
LJ-2	4.86	9.3	19.1
LJ-3	8.99	18.3	36.5
LJ-4	0.77	1.5	3.0
LJ-5	4.81	9.7	19.5
LJ-6	0.85	1.7	3.4
LJ-7	7.75	15.5	31.0
LJ-8	14.04	28.1	56.2
PF-1	9.98	20.0	40.0
PF-2A	1.0	2.0	4.0
PF-2B	5.99	12.0	24.0
PF-3	8.83	17.7	35.4
PF-4	1.25	2.5	5.0
PF-5	6.68	13.4	26.8
PF-6	5.77	11.5	23.0
PF-7	3.03	6.1	12.2
PF-8	0.62	1.2	2.4
PF-9	6.47	13.0	26.0
PF-10	19.25	38.5	77.0
PF-11	1.11	2.2	4.4
WC-1	21.23	42.5	85.0
WC-2	9.56	19.1	38.2
WC-3	6.77	13.5	27.0
WC-4	2.70	5.4	10.8
WC-5	8.99	18.0	36.0
WC-6	3.09	6.2	12.4
WC-7	47.64	95.3	190.6
WC-8	1.57	3.1	6.2
WC-9	37.64	75.3	150.6
DP-1	14.39	28.8	57.6
DP-2	22.11	44.2	88.4
DP-3	50.54	101.1	202.2

SHEET 1 OF 2  
 FILE: 990229AS.DWG 4/10/01

**ROCKWELL MINCHOW**  
 CONSULTANTS, INC.

ENGINEERING • SURVEYING  
 1875 ASTOR BLVD PARKWAY  
 COLORADO SPRINGS, CO 80918  
 (719) 475-1075 • FAX (719) 475-9233

**TITLE:** SOARING EAGLES RESIDENTIAL DEVELOPED DRAINAGE PLAN  
**SCALE:** 1"=100'  
**DATE:** 4/10/01  
**DRAWN BY:** FRC  
**CHECKED BY:** DM  
**JOB NO.:** 99-023



**NOTES**  
 1. THIS IS A CONCEPT DRAINAGE PLAN ONLY - NOT TO BE USED FOR CONSTRUCTION.

**LEGEND**

- EXISTING 2' CONTOUR
- EXISTING 10' CONTOUR
- PROPOSED 2' CONTOUR
- PROPOSED 10' CONTOUR
- DIRECTION OF FLOW

**DEVELOPED DRAINAGE BASIN TABLE**

BASIN	AREA (Ac.)	Q <sub>100</sub> (CFS)	Q <sub>100</sub> (CFS)
LJ-1	8.55	17.6	35.1
LJ-2	4.86	9.3	19.1
LJ-3	8.59	18.3	36.5
LJ-4	0.77	2.6	4.9
LJ-5	4.81	12.5	24.8
LJ-6	0.85	3.6	6.8
LJ-7	7.75	19.0	37.2
LJ-8	14.04	35.4	68.5
PF-1	9.98	27.7	50.3
PF-2A	1.0	3.8	6.8
PF-2B	4.58	17.9	32.4
PF-3	8.83	23.8	43.1
PF-4	1.25	3.5	6.3
PF-5	8.08	17.2	34.0
PF-6	5.77	14.4	17.9
PF-7	3.03	6.7	13.2
PF-8	0.82	2.0	3.7
PF-9	6.47	17.8	25.4
PF-10	19.25	52.0	95.1
PF-11	1.11	3.1	6.2
WC-1	21.23	55.0	108.7
WC-2	9.58	18.4	37.5
WC-3	0.77	13.0	26.1
WC-4	2.20	4.8	9.5
WC-5	8.99	20.8	40.3
WC-6	3.09	8.7	17.1
WC-7	47.24	110.5	215.2
WC-8	1.57	5.4	10.2
WC-9	37.64	81.7	162.6
WC-10	37.64	81.7	162.6
DP-1	14.39	37.6	75.3
DP-2	27.11	43.9	89.1
DP-3	50.54	98.2	194.6

**ROCKWELL MINCHOW CONSULTANTS, INC.**  
 ENGINEERING • SURVEYING  
 1813 ALLEN BLVD. PARKWAY  
 COVINGTON, MISSISSIPPI 39019  
 (719) 475-2575 • FAX (719) 475-8223

**SOARING EAGLES RESIDENTIAL DEVELOPED DRAINAGE PLAN**

TITLE: \_\_\_\_\_ DRAWN BY: FRC  
 SCALE: 1"=100' DATE: 4/10/01 CHECKED BY: DM  
 DATE: 4/10/01 CHECKED BY: DM  
 JOB NO. 99-023